

# A Data-Dependent Distance for Regression

Jeff M. Phillips<sup>1</sup> and Pingfan Tang<sup>2</sup>

1 School of Computing, University of Utah, Salt Lake City, Utah, US  
jeffp@cs.utah.edu

2 School of Computing, University of Utah, Salt Lake City, Utah, US  
tang1984@cs.utah.edu

---

## Abstract

We develop a new data-dependent distance for regression problems to compare two regressors (hyperplanes that fits or divides a data set). Most distances between objects attempt to capture the intrinsic geometry of these objects and measure how similar that geometry is. However, we argue that existing measures are inappropriate for regressors to a data set. We introduce a family of new distances that measure how similarly two regressors interact with the data they attempt to fit. For the variant we advocate we show it is a metric (under mild assumptions), induces metric balls with bounded VC-dimension, it is robust to changes in the corresponding data, and can be approximated quickly. We show a simple extension to trajectories that inherits these properties, as well as several other algorithmic applications.

Moreover, in order to develop efficient approximation algorithms for this distance we formalize the relationship between sensitivity and leverage scores. This may be of independent interest.

**1998 ACM Subject Classification** I.3.5 Computational Geometry and Object Modeling, G.3 Probability and Statistics

**Keywords and phrases** data-dependent distance, sensitivity, leverage score, trajectories

**Digital Object Identifier** 10.4230/LIPIcs...

## 1 Introduction

Linear models are simple and widely used in many areas. There are many linear regression algorithms, like least square regression, lasso regression, and the Siegel estimator [30], that predict a dependent variable based on the value of several independent variables. Linear classifiers use data labeled by a class (usually positive or negative) to separate a domain into corresponding regions for use in predicting that class for new data. These can also be viewed as regression, e.g., logistic regression, although there are many ways to build such models. All of these algorithms build a model from a data set  $Q \subset \mathbb{R}^d$  and output a hyperplane. Despite the central role these techniques play in data analysis, and the extensive analysis of their efficiency and robustness, there is very little work on how to compare these outputs.

In other areas of data analysis complex objects like lines or hyperplanes take on a first class role, deserving of study. For instance, objects such as airplane routes, walking paths, or migratory paths of birds are collected in large quantities and need to be clustered, classified, or have their density analyzed. Moreover, these objects are relevant not in just their intrinsic geometric (where there is a burgeoning set of approaches [8, 22, 10, 9, 33]), but also in how they interact with a set of observation point  $Q$ , such as wifi access points, radio/cell towers, other airports, or no-fly/construction zones (for which there are little or no approaches).

Moreover, in both scenarios, most of the existing approaches are quite limited or have unintuitive and undesirable properties.

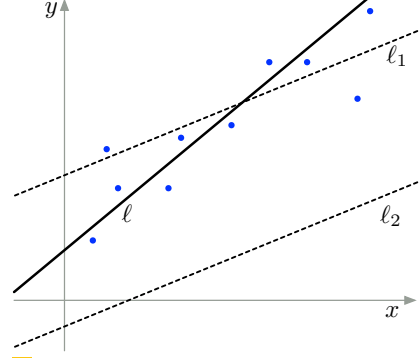


© John Q. Open and Joan R. Access;  
licensed under Creative Commons License CC-BY  
Leibniz International Proceedings in Informatics  
LIPICS Schloss Dagstuhl – Leibniz-Zentrum für Informatik, Dagstuhl Publishing, Germany

**The default dual-Euclidian distance.** Consider the least square regression problem in  $\mathbb{R}^2$ : given  $Q = \{(x_1, y_1), \dots, (x_n, y_n)\} \subset \mathbb{R}^2$ , return a line  $\ell : y = ax + b$  such that  $(a, b) = \arg \min_{(a,b) \in \mathbb{R}^2} \sum_{i=1}^n (ax_i + b - y_i)^2$ . If  $\ell_1 : y = a_1x + b_1$  is an alternate fit to this data, then to measure the difference in these variants, we can define a distance between  $\ell$  and  $\ell_1$ . A simple and commonly used distance (which we called the *dual-Euclidean distance*) is

$$d_{dE}(\ell, \ell_1) := \sqrt{(a - a_1)^2 + (b - b_1)^2}.$$

This can be viewed as dualizing the lines into a space defined by their parameters (slope  $a$  and intercept  $b$ ), and then taking the Euclidean distance between these parametric points. However, as shown in Figure 1, if both  $\ell_1$  and  $\ell_2$  have the same slope  $a_1 = a_2$ , and are offset the same amount from  $\ell$  ( $|b - b_1| = |b - b_2|$ ), then  $d_{dE}(\ell, \ell_1) = d_{dE}(\ell, \ell_2)$ , although intuitively  $\ell_1$  does a much more similar job to  $\ell$  with respect to  $Q$  than does  $\ell_2$ .



■ **Figure 1** Here  $d_{dE}(\ell, \ell_1) = d_{dE}(\ell, \ell_2)$ , but which is more similar to  $\ell$  with respect to  $Q$ ?

**Other potential distances.** A geometric object is usually described by an (often compact) set in  $\mathbb{R}^d$ . There are many ways to define and compute distances between such objects [1, 2, 18, 19]. These can be based on the minimum [18, 19] or maximum (e.g., Hausdorff) [1, 2] distance between objects. For lines or hyperplanes which extend infinitely and may intersect at single points, clearly such measures are not meaningful.

Besides the dual-Euclidean distance whose deficiencies are discussed above, another plausible approach to defining a distance between lines would be via Plücker coordinates [29]. These assign six homogeneous coordinates to each line in projective 3-space  $\mathbb{P}^3$  that are unique up to a non-zero scaling factor. So one could then normalize these coordinates and define a distance  $d_P$  as the geodesic on  $\mathbb{P}^3$  (or even just the Euclidean distance). However, this representation does not account for  $Q$  or extend to higher-dimensional structures like hyperplanes in  $\mathbb{R}^d$ , for  $d > 2$ , as our distance will.

The relation to other distances is explored further in Appendix A.

**What is needed in a distance?** A definition of a distance  $d$  is the key building block in most data analysis tasks. For instance, it is at the heart of any assignment-based clustering (e.g.,  $k$ -means) or for nearest-neighbor searching and analysis. We can also define a radial-basis kernel  $K(p, q) = \exp(-d(p, q)^2)$  (or similarly), which is required for kernel SVM classification, kernel regression, and kernel density estimation. A change in the distance, directly affects the meaning and modeling inherent in each of these tasks. So the first consideration in choosing a distance should always be, does it capture the properties between the objects that matter.

The second goal for a distance is often that it should be a metric: for instance this is essential in the analysis for the Gonzalez algorithm [20] for  $k$ -center clustering, and many other contexts such as nearest-neighbor searching.

The third goal, is that its metric balls are well-behaved. More specifically, consider a set  $\mathcal{H} = \{h \mid h \text{ is a hyperplane in } \mathbb{R}^d\}$  of hyperplanes as the base object and a distance  $d : \mathcal{H} \times \mathcal{H} \rightarrow \mathbb{R}$ , let  $B(h, r) = \{h' \in \mathcal{H} \mid d(h, h') \leq r\}$  be a metric ball around  $h$  of radius  $r$ . Then we can define a range space  $(\mathcal{H}, \mathcal{R})$  where  $\mathcal{R} = \{B(h, r) \mid h \in \mathcal{H}, r \geq 0\}$ , and consider its VC-dimension [31]. When the VC-dimension  $\nu$  is small, it implies that the metric balls cannot interact with each other in too complex a way, indicating the distance is roughly as well-behaved as a roughly  $\nu$ -dimensional Euclidean ball. More directly, this implies for kernel based tasks that subsampling from a large set of hyperplanes  $H$  that we can

preserve density estimates [21], estimate multi-modality, and build classifiers with bounded generalization error [31]. In other words, this ensures that these tasks are stable with respect to the underlying data set  $H$ .

A fourth goal, when a distance  $d_Q$  depends on a base set  $Q$ , is that we want the distance to be stable with respect to this  $Q$  as well. That is, for any (potentially large) set  $Q$ , there should be another one  $\tilde{Q}$  with bounded size so that  $d_Q$  is guaranteed to be close to  $d_{\tilde{Q}}$  for all inputs. Such a property implies that the distance is resilient to modifications to the base set  $Q$ , and (in our case) will imply that the cost of computing  $d_Q$  can always be reduced to something manageable, independent of the size of  $Q$ . Moreover, when  $Q$  is very large, it is important to be able to compute such a  $\tilde{Q}$  efficiently, and if possible in a streaming setting.

Finally, as a sanity check when the base objects are lines to halfspaces, then it is desirable for any distance  $d$  to align with intuitive notions. For instance when a set of halfspaces are all parallel, then  $d$  should be isomorphic to the offset distance between these halfspaces.

## 1.1 Main Results

We define a new data dependent distance  $d_Q$  for linear models built from a data set  $Q$ . Our distance is a simple intuitive way to capture the relationship between the model and  $Q$ , it does not have the same deficiencies as  $d_{dE}$ , and satisfies all of the goals outlined in the above section: it is a metric, its metric ball has VC-dimension only depending on the ambient dimension, we can approximate  $Q$  independent of its size.

We first define  $d_Q$  for lines in  $\mathbb{R}^2$  (in Section 2) and show it is a metric when some subset of 3 points in  $Q$  are non-collinear. Then we show the same for the general case of hyperplanes in  $\mathbb{R}^d$  (in Section 3).

We show that the range space induced by metric balls of  $d_Q$  in  $\mathbb{R}^d$  has VC-dimension that depends only  $d$ , and not on the size or shape of  $Q$ . We find this surprising since there is a natural mapping under this metric from any hyperplane to a point in  $\mathbb{R}^{|Q|}$  where  $d_Q$  is then the Euclidean distance in  $\mathbb{R}^{|Q|}$ . This would suggest a VC-dimension of  $|Q| + 1$ ; and indeed this is the best such bound we have for another variant of the distance we considered.

Then we show in Section 4 that we can approximate  $d_Q$  with another distance defined by a point set  $\tilde{Q} \subset Q$ . This result appeals to sensitivity sampling [23] a form of importance sampling. We also show how to perform this sampling in a streaming setting using a result for matrix row sampling with leverage scores [7]. This is required since the sensitivity scores change dynamically as more points are seen in the stream.

The stream sampling result requires showing an equivalence between sensitivity sampling and leverage score sampling. We believe this may be of independent interest since it ports recent advances in adaptive leverage-score based row sampling [7] to sensitivity-based methods common for clustering and subspace approximation.

Next, in Section 5 we show a simple way to extend the distance, and its aforementioned nice properties, to operate on trajectories. We show a few examples how this directly leads to straightforward and effective clustering and classification algorithms.

Finally, we discuss algorithmic applications of  $d_Q$ . The VC-dimension bound immediately implies results in understanding distributions of linear estimators arising from uncertain data analysis and statistical variance analysis. It also validates an associated kernel density estimate over these estimators. We also describe how the results for sampling from  $Q$  make efficient various goals including evaluating coresets and detecting multi-modality.

## 2 The Distance Between Two Lines

In the section, as a warm up to the general case, we define a new data dependent distance  $d_Q$  between two lines, and give the condition under which it is a metric.

Suppose  $Q = \{q_1, q_2, \dots, q_n\} \subset \mathbb{R}^2$  where  $q_i$  has coordinates  $(x_i, y_i)$  for  $1 \leq i \leq n$ , and  $\ell$  is a line in  $\mathbb{R}^2$ , then  $\ell$  can be uniquely expressed as

$$\ell = \{(x, y) \in \mathbb{R}^2 \mid u_1x + u_2y + u_3 = 0\}, \quad (1)$$

where  $(u_1, u_2, u_3) \in \mathbb{U}^3$ . Here  $\mathbb{U}^3 = \{u = (u_1, u_2, u_3) \in \mathbb{R}^3 \mid u_1^2 + u_2^2 = 1 \text{ and the first nonzero entry of } u \text{ is positive}\}$ , is a canonical way to normalize  $u$  where  $(u_1, u_2)$  is unit normal  $u_3$  is an offset parameter. Let  $v_{Q_i}(\ell) = u_1x_i + u_2y_i + u_3$ ; it is the signed distance from  $q_i = (x_i, y_i)$  to the closest point on  $\ell$ . Then  $v_Q(\ell) = (v_{Q_1}(\ell), v_{Q_2}(\ell), \dots, v_{Q_n}(\ell))$  is the  $n$ -dimensional vector of these distances. For two lines  $\ell_1, \ell_2$  in  $\mathbb{R}^2$ , we can now define

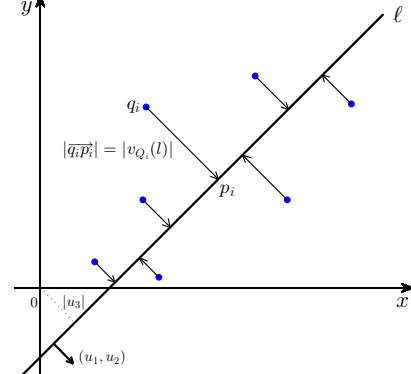


Figure 2  $p_i$  is the projection of  $q_i$  on  $\ell$ .

$$d_Q(\ell_1, \ell_2) = \left\| \frac{1}{\sqrt{n}}(v_Q(\ell_1) - v_Q(\ell_2)) \right\| = \left( \sum_{i=1}^n \frac{1}{n} (v_{Q_i}(\ell_1) - v_{Q_i}(\ell_2))^2 \right)^{\frac{1}{2}}. \quad (2)$$

As shown in Figure 2,  $|v_{Q_i}(\ell)|$  is the distance from  $q_i$  to  $\ell$ . With the help of  $Q$ , we convert each line  $\ell$  in  $\mathbb{R}^2$  to point  $\frac{1}{\sqrt{n}}v_Q(\ell)$  in  $\mathbb{R}^n$ , and use the Euclidean distance between two points to define the distance between the original two lines. Via this Euclidean embedding, it directly follows that  $d_Q$  is symmetric and follows the triangle inequality. The following theorem shows, under reasonable assumptions of  $Q$ , no two different lines can be mapped to the same point in  $\mathbb{R}^n$ , so (2) is a metric.

► **Theorem 1.** Suppose in  $Q = \{(x_1, y_1), (x_2, y_2), \dots, (x_n, y_n)\} \subset \mathbb{R}^2$  there are three non-collinear points, and  $\mathcal{L} = \{\ell \mid \ell \text{ is a line in } \mathbb{R}^2\}$ , then  $d_Q$  is a metric in  $\mathcal{L}$ .

**Proof.** The function  $d_Q(\cdot, \cdot)$  is symmetric and by mapping to  $\mathbb{R}^n$  satisfies the triangle inequality, and  $\ell_1 = \ell_2$  implies  $d_Q(\ell_1, \ell_2) = 0$ ; we now show if  $d_Q(\ell_1, \ell_2) = 0$ , then  $\ell_1 = \ell_2$ .

Without loss of generality, we assume  $(x_1, y_1), (x_2, y_2), (x_3, y_3) \in Q$  are not on the same line, which implies

$$\begin{vmatrix} x_1 & y_1 & 1 \\ x_2 & y_2 & 1 \\ x_3 & y_3 & 1 \end{vmatrix} \neq 0. \quad (3)$$

Suppose  $\ell_1$  and  $\ell_2$  are expressed in the form:

$$\begin{aligned} \ell_1 &= \{(x, y) \in \mathbb{R}^2 \mid u_1^{(1)}x + u_2^{(1)}y + u_3^{(1)} = 0, \} \\ \ell_2 &= \{(x, y) \in \mathbb{R}^2 \mid u_1^{(2)}x + u_2^{(2)}y + u_3^{(2)} = 0, \} \end{aligned}$$

where  $(u_1^{(1)}, u_2^{(1)}, u_3^{(1)}), (u_1^{(2)}, u_2^{(2)}, u_3^{(2)}) \in \mathbb{U}^3$  represent lines  $\ell_1$  and  $\ell_2$ , respectively. If  $d_Q(\ell_1, \ell_2) = 0$ , then we have

$$x_i(u_1^{(1)} - u_1^{(2)}) + y_i(u_2^{(1)} - u_2^{(2)}) + (u_3^{(1)} - u_3^{(2)}) = 0$$

for  $i = 1, 2, 3$ . Using (3) we can write this as the system

$$\begin{bmatrix} x_1 & y_1 & 1 \\ x_2 & y_2 & 1 \\ x_3 & y_3 & 1 \end{bmatrix} \begin{bmatrix} z_1 \\ z_2 \\ z_3 \end{bmatrix} = 0 \quad \text{where} \quad \begin{bmatrix} z_1 \\ z_2 \\ z_3 \end{bmatrix} = \begin{bmatrix} u_1^{(1)} - u_1^{(2)} \\ u_2^{(1)} - u_2^{(2)} \\ u_3^{(1)} - u_3^{(2)} \end{bmatrix}.$$

It has the unique solution for  $[z_1, z_2, z_3]^T = [0, 0, 0]^T$ . So, we have  $u_1^{(1)} = u_1^{(2)}$ ,  $u_2^{(1)} = u_2^{(2)}$  and  $u_3^{(1)} = u_3^{(2)}$ , and thus  $\ell_1 = \ell_2$ . ◀

**Remark.** For  $v_{Q_i}(\ell)$  in (2), its absolute value  $|v_{Q_i}(\ell)|$  is the distance from  $(x_i, y_i)$  to the line  $\ell$ , i.e.  $|v_{Q_i}(\ell)| = \min_{(x,y) \in \ell} ((x - x_i)^2 + (y - y_i)^2)^{\frac{1}{2}}$ . Moreover, if  $\ell$  is parallel to  $\ell'$ , then  $|v_{Q_i}(\ell) - v_{Q_i}(\ell')| = \min_{(x,y) \in \ell, (x',y') \in \ell'} ((x - x')^2 + (y - y')^2)^{\frac{1}{2}}$  for any  $i \in [n]$ , which means definition (2) is a generalization of the natural offset distance between two parallel lines.

**Remark.** There are several other nicely defined variants of this distance. For a line  $\ell$  we could define  $\bar{v}_{Q_i}(\ell) = |v_{Q_i}(\ell)|$ , as the *unsigned* distance from  $q_i \in Q$  to the line  $\ell$ . When the sign of the distance from  $q_i$  to some bounded object (in place of  $\ell$ ), this distance may be more natural. However, we are not able to show a constant VC-dimension for the metric balls associated with this distance. We are able to show in Appendix C that under similar mild restrictions on  $Q$  that this is a metric; the condition requires 5 points instead of 3. However, we are not able to show constant-size VC-dimension for its metric balls (as we do for  $d_Q$  in Section 3.1). There we also introduce another matrix Frobenius norm variant.

### 3 The Distance Between Two Hyperplanes

In this section, we generalize  $d_Q$  to the distance between two hyperplanes, and we bound the VC dimension of the range space induced by this distance. Let  $\mathcal{H} = \{h \mid h \text{ is a hyperplane in } \mathbb{R}^d\}$  represent the space of all hyperplanes.

Suppose  $Q = \{q_1, q_2, \dots, q_n\} \subset \mathbb{R}^d$ , where  $q_i$  has the coordinate  $(x_{i,1}, x_{i,2}, \dots, x_{i,d})$ . Any hyperplane  $h \in \mathcal{H}$  can be uniquely expressed in the form

$$h = \{x = (x_1, \dots, x_d) \in \mathbb{R}^d \mid \sum_{j=1}^d u_j x_j + u_{d+1} = 0\},$$

where  $(u_1, \dots, u_{d+1})$  is a vector in  $\mathbb{U}^{d+1} := \{u = (u_1, \dots, u_{d+1}) \in \mathbb{R}^{d+1} \mid \sum_{j=1}^d u_j^2 = 1 \text{ and the first nonzero entry of } u \text{ is positive}\}$ , i.e.  $(u_1, \dots, u_d)$  is the unit normal vector of  $h$ , and  $u_{d+1}$  is the offset. We introduce the notation  $v_Q(h) = (v_{Q_1}(h), \dots, v_{Q_n}(h))$  where  $v_{Q_i}(h)$  is again the signed distance from  $q_i$  to the closest point on  $h$ . We can specify  $v_{Q_i}(h) = \sum_{j=1}^d u_j x_{i,j} + u_{d+1}$ , which is a dot-product with the unit normal of  $h$ , plus offset  $u_{d+1}$ . Now for two hyperplanes  $h_1, h_2$  in  $\mathbb{R}^d$  define

$$d_Q(h_1, h_2) := \left\| \frac{1}{\sqrt{n}} (v_Q(h_1) - v_Q(h_2)) \right\| = \left( \sum_{i=1}^n \frac{1}{n} (v_{Q_i}(h_1) - v_{Q_i}(h_2))^2 \right)^{\frac{1}{2}}. \quad (4)$$

For  $Q \in \mathbb{R}^d$ , similar to in  $\mathbb{R}^2$ , we want to consider the case that there are  $d+1$  points in  $Q$  which are not on the same hyperplane. We refer to such a point set  $Q$  as *full rank* since if we treat the points as rows, and stack them to form a matrix, then that matrix is full rank. Like lines in  $\mathbb{R}^2$ , a hyperplane can also be mapped to a point in  $\mathbb{R}^n$ , and if  $Q$  is full rank, then no two lines will be mapped to the same point in  $\mathbb{R}^n$ . So, similar to Theorem 1, we can prove (4) is a metric.

► **Theorem 2.** If  $Q = \{q_1, q_2, \dots, q_n\} \subset \mathbb{R}^d$  is full rank, then  $d_Q$  is a metric in  $\mathcal{H}$ .

**Remark.** The definition (4) can be generalized to weighted point sets and continuous probability distributions. Suppose  $Q = \{q_1, \dots, q_n\} \subset \mathbb{R}^d$ ,  $W = \{w_1, \dots, w_n\} \subset (0, \infty)$ , and  $\mu$  is a probability measure on  $\mathbb{R}^d$ . For two hyperplanes  $h_1, h_2$  in  $\mathbb{R}^d$ , we define

$$\mathbf{d}_{Q,W}(h_1, h_2) = \left( \sum_{i=1}^n w_i (v_{Q_i}(h_1) - v_{Q_i}(h_2))^2 \right)^{\frac{1}{2}}, \text{ and}$$

$$\mathbf{d}_{\mu}(h_1, h_2) = \left( \int_{\mathbb{R}^d} (v_x(h_1) - v_x(h_2))^2 d\mu(x) \right)^{\frac{1}{2}}$$

where  $v_x(\cdot)$  is defined in the same way as  $v_{Q_i}(\cdot)$  for  $x \in \mathbb{R}^d$ .

### 3.1 VC-Dimension of Metric Balls for $\mathbf{d}_Q$

The distance  $\mathbf{d}_Q(\cdot, \cdot)$  can induce a range space  $(\mathcal{H}, \mathcal{R}_Q)$ , where again  $\mathcal{H}$  is the collection of all hyperplanes in  $\mathbb{R}^d$ , and  $\mathcal{R}_Q = \{B_Q(h, r) \mid h \in \mathcal{H}, r \geq 0\}$  with metric ball  $B_Q(h, r) = \{h' \in \mathcal{H} \mid \mathbf{d}_Q(h, h') \leq r\}$ . We prove that the VC dimension [31] of this range space only depends on  $d$ , and is independent of the number of points in  $Q$ .

► **Theorem 3.** *Suppose  $Q \subset \mathbb{R}^d$  is full rank, then the VC-dimension of the range space  $(\mathcal{H}, \mathcal{R}_Q)$  is at most  $\frac{1}{2}(d^2 + 5d + 6)$ .*

**Proof.** For any  $B_Q(h_0, r) \in \mathcal{R}_Q$ , suppose  $Q = \{x_1, \dots, x_n\}$  with  $x_i = (x_{i,1}, \dots, x_{i,d})$  and  $h \in B_Q(h_0, r)$ . This implies  $\mathbf{d}_Q(h, h_0) \leq r$ , so if  $h$  is represented by a unique vector  $(u_1, \dots, u_{d+1}) \in \mathbb{U}^{d+1}$ , then we have

$$\sum_{i=1}^n \frac{1}{n} \left( \sum_{j=1}^d u_j x_{i,j} + u_{d+1} - v_{Q_i}(h_0) \right)^2 \leq r^2. \quad (5)$$

Since (5) can be viewed as a polynomial of  $u_1, \dots, u_{d+1}$ , we can use a standard lifting map to convert it to a linear equation about new variables, and then use the VC-dimension of the collection of halfspaces to prove the result.

To this end, we introduce the following data parameters  $a_j$  [for  $0 \leq j \leq d+1$ ] and  $a_{j,j'}$  [for  $1 \leq j \leq j' \leq d+1$ ] which only depend on  $Q$ ,  $h_0$ , and  $r$ . That is these only depend on the metric  $\mathbf{d}_Q$  and the choice of metric ball.

$$a_0 = \sum_{i=1}^n v_{Q_i}(h_0)^2 - nr^2, \quad a_{d+1} = -2 \sum_{i=1}^n v_{Q_i}(h_0), \quad a_j = -2 \sum_{i=1}^n x_{i,j} v_{Q_i}(h_0) \text{ [for } 1 \leq j \leq d],$$

$$a_{d+1,d+1} = n, \quad a_{j,d+1} = 2 \sum_{i=1}^n x_{i,j} \text{ [for } 1 \leq j \leq d],$$

$$a_{j,j} = \sum_{i=1}^n x_{i,j}^2 \text{ [for } 1 \leq j \leq d], \quad \text{and} \quad a_{j,j'} = 2 \sum_{i=1}^n x_{i,j} x_{i,j'} \text{ [for } 1 \leq j < j' \leq d].$$

We also introduce another set of new variables  $y_j$  [for  $1 \leq j \leq d+1$ ] and  $y_{j,j'}$  [for  $1 \leq j \leq j' \leq d+1$ ] which only depend on the choice of  $h$ :

$$y_j = u_j \text{ [for } 1 \leq j \leq d+1] \quad \text{and} \quad y_{j,j'} = u_j u_{j'} \text{ [for } 1 \leq j \leq j' \leq d+1].$$

Now (5) can be rewritten as

$$\sum_{j=1}^{d+1} a_j y_j + \sum_{1 \leq j \leq j' \leq d+1} a_{j,j'} y_{j,j'} + a_0 \leq 0.$$

Since the  $a_j$  and  $a_{j,j'}$  only depend on  $d_Q$ ,  $h_0$ , and  $r$ , and the above equation holds for any  $y_j$  and  $y_{j,j'}$  implied by an  $h \in B_Q(h_0, r)$ , then it describes a way to convert  $B_Q(h_0, r)$  into a halfspace in  $\mathbb{R}^{d'}$  where  $d' = 2(d+1) + \binom{d+1}{2} = \frac{1}{2}(d^2 + 5d + 4)$ . Since the VC-dimension of the collection of all halfspaces in  $\mathbb{R}^{d'}$  is  $d' + 1$ , the VC dimension of  $(\mathcal{H}, \mathcal{R}_Q)$  is at most  $d' + 1 = \frac{1}{2}(d^2 + 5d + 6)$ . ◀

**Remark.** This distance, metric property, and VC-dimension result extends naturally to operate between any objects, such as polynomial models of regression, which can be linearized to hyperplanes in  $\mathbb{R}^d$ .

## 4 Estimating $d_Q$

In this section, we study how to efficiently compute  $d_Q$  approximately, when the data set  $Q$  is very large. The basic idea is to use the sensitivity sampling method [23], and an online row sampling algorithm designed for leverage sampling [12].

### 4.1 Estimation of $d_Q$ by Sensitivity Sampling on $Q$

We need the following concept that describes the importance of objects from a data set.

**Sensitivity score.** Suppose  $f$  is drawn from a family of nonnegative real-valued functions  $F$  on a metric space  $X$ , and  $\mu$  is a probability measure on  $X$ ,  $\bar{f} = \int_X f(x) d\mu(x)$ . The *sensitivity* [23] of  $x \in X$  w.r.t.  $(F, X, \mu)$  is defined as:

$$\sigma_{F,X,\mu}(x) := \sup_{f \in F} \frac{f(x)}{\bar{f}},$$

and the *total sensitivity* of  $F$  is defined as:  $\mathfrak{S}(F) = \sup_{\mu} \int_X \sigma_{F,\mu}(x) d\mu(x)$ . This concept is quite general, and has been widely used in applications ranging from various forms of clustering [14, 17] to dimensionality reduction [15] to shape-fitting [32].

Now, we can use sensitivity sampling to estimate  $d_Q$  with respect to a tuple  $(F, X, \mu)$ . First suppose  $Q = \{x_1, \dots, x_n\} \subset \mathbb{R}^d$  is full rank and  $n \geq d+1$ . Then we can let  $X = Q$  and  $\mu = \frac{1}{n}$ ; what remains is to define the appropriate  $F$ . Roughly,  $F$  is defined with respect to a  $(d+1)$ -dimensional vector space  $V$ , where  $f = v^2$  for some  $v \in V$ , for each  $f \in F$ ; and  $V$  is the set of all linear functions on  $x \in Q$ .

We now define  $F$  in more detail. Recall for each  $h \in \mathcal{H}$  can be represented as a vector  $u \in \mathbb{U}^{d+1}$ . This  $u$  defines a function  $v_u(x) = \sum_{i=1}^d u_i x_i + u_{d+1}$ , and these functions are elements of  $V$ . The vector space is however larger and defined

$$V = \{v_a : Q \mapsto \mathbb{R} \mid v_a(x) = \sum_{i=1}^d a_i x_i + a_{d+1} \text{ where } x = (x_1, \dots, x_d) \in Q, a = (a_1, \dots, a_{d+1}) \in \mathbb{R}^{d+1}\},$$

so that there can be  $v_a \in V$  for which  $a \notin \mathbb{U}^{d+1}$ ; rather it can more generally be in  $\mathbb{R}^{d+1}$ . Then the desired family of real-valued functions is defined

$$F = \{f : Q \mapsto [0, \infty) \mid \exists v \in V \text{ s.t. } f(x) = v(x)^2, \forall x \in Q\}.$$

To see how this can be applied to estimate  $d_Q$ , consider two hyperplanes  $h_1, h_2$  in  $\mathbb{R}^d$  and the two unique vectors  $u^{(1)}, u^{(2)} \in \mathbb{U}^{d+1}$  which represent them. Now introduce the vector  $u = (u_1, \dots, u_{d+1}) = u^{(1)} - u^{(2)}$ ; note that  $u \in \mathbb{R}^{d+1}$ , but not necessarily in  $\mathbb{U}^{d+1}$ . Now for  $x \in Q$  define a function  $f_{h_1, h_2} \in F$  as

$$f_{h_1, h_2}(x) = f_{h_1, h_2}(x_1, \dots, x_d) = \left( \sum_{i=1}^d u_i x_i + u_{d+1} \right)^2,$$



so  $d_Q(h_1, h_2) = (\frac{1}{n} \sum_{x \in Q} f_{h_1, h_2}(x))^{\frac{1}{2}}$ . And thus an estimation of  $\frac{1}{n} \sum_{x \in Q} f_{h_1, h_2}(x)$  provides an estimation of  $d_Q(h_1, h_2)$ . In particular, given the sensitivities score  $\sigma(x_i)$  for each  $x_i \in Q$ , we can invoke Lemma 2.1 in [23] to reach the following theorem.

► **Theorem 4.** *Suppose  $\varepsilon, \delta \in (0, 1)$  and  $Q = \{x_1, \dots, x_n\} \subset \mathbb{R}^d$  is full rank. Let  $\tilde{Q} = \{\tilde{x}_1, \dots, \tilde{x}_N\}$  be an iid random sample from  $Q$  of size  $N \geq \frac{d}{\delta \varepsilon^2}$  with weight  $W = (\frac{d+1}{N\sigma(\tilde{x}_1)}, \dots, \frac{d+1}{N\sigma(\tilde{x}_N)})$ , according to the distribution  $\Pr(x) = \frac{\sigma(x)}{n(d+1)}$  where  $\sigma(x)$  is the sensitivity of  $x$ . Then, with probability at least  $1 - \delta$ , we have*

$$(1 - \varepsilon)d_Q(h_1, h_2) \leq d_{\tilde{Q}, W}(h_1, h_2) \leq (1 + \varepsilon)d_Q(h_1, h_2), \quad \forall h_1, h_2 \in \mathcal{H}.$$

## 4.2 Sensitivity Computation and its Relationship with Leverage Score

The next step is to compute the sensitivity score  $\sigma(x_i)$  for each  $x_i \in Q$ . To this end we can invoke a theorem about vector norms by Langberg and Shulman [23]:

► **Lemma 5** (Theorem 2.2 in [23]). *Suppose  $\mu$  is a probability measure on a metric space  $X$ , and  $V = \{v : X \mapsto \mathbb{R}\}$  is a real vector space of dimension  $d$ . Let  $F = \{f : X \mapsto [0, \infty) \mid \exists v \in V \text{ s.t. } f(x) = v(x)^2, \forall x \in X\}$ , and  $\{v^{(1)}, \dots, v^{(d)}\}$  be an orthonormal basis for  $V$  under the inner product  $\langle u, v \rangle := \int_X u(x)v(x)d\mu(x)$ ,  $\forall u, v \in V$ . Then,  $\sigma_{F, X, \mu}(x) = \sum_{i=1}^d v^{(i)}(x)^2$  and  $\mathfrak{S}(F) = d$ .*

We have already set  $X = Q$  and  $\mu = \frac{1}{n}$ , and have defined  $V$  and  $F$ . To apply the above theorem need to define an orthonormal basis  $\{v^{(1)}, v^{(2)}, \dots, v^{(d+1)}\}$  for  $V$ . A straightforward basis (although not necessarily an orthonormal one) exists as  $v^{(d+1)}(x) = v_{e^{(d+1)}}(x) = 1$  and  $v^{(i)} = v_{e^{(i)}}(x) = x_i$  for all  $i \in [d]$ , where  $e^{(i)} = (0, \dots, 0, 1, 0, \dots, 0)$  is an indicator vector with all zeros except 1 in  $i$ th coordinate. That is the  $i$ th basis element  $v^{(i)}$  is simply the  $i$ th coordinate of the input. Since  $Q$  is full rank,  $\{v^{(1)}, \dots, v^{(d+1)}\}$  is a basis of  $V$ .

We are now ready to state our main theorem on computing sensitivity scores on a general  $(F, Q, \mu)$ , where we typically set  $\mu = \frac{1}{n}$ .

► **Theorem 6.** *Suppose  $\mu$  is a probability measure on a metric space  $Q = \{x_1, \dots, x_n\}$  such that  $\mu(x_i) = p_i > 0$  for all  $i \in [n]$ ,  $V = \{v : Q \mapsto \mathbb{R}\}$  is a real vector space of dimension  $d$  with a basis  $\{v^{(1)}, \dots, v^{(d)}\}$ , and  $F = \{f : Q \mapsto [0, \infty) \mid \exists v \in V \text{ s.t. } f(x) = v(x)^2, \forall x \in Q\}$ . If we introduce a  $d \times n$  matrix  $A$  whose  $i$ th column  $a_i$  is defined as:  $a_i = (v^{(1)}(x_i)\sqrt{p_i}, \dots, v^{(d)}(x_i)\sqrt{p_i})^T$ , then we have*

$$\sigma_{F, Q, \mu}(x_i) \cdot p_i = a_i^T (AA^T)^{-1} a_i, \quad \forall x_i \in Q. \quad (6)$$

This almost directly follows from Lemma 5, however Lemma 5 requires an orthonormal basis, and we have only defined a basis, but not shown it is orthonormal. The proof, which we defer to Appendix B, shows that we can always orthonormalize the straightforward basis we provided using the Gram-Schmidt process, and the resulting sensitivity score is simply derived from the described matrix  $A$ . The details are a bit tedious, but not unexpected.

This theorem not only shows how to compute the sensitivity of a point, but also gives the relationship between sensitivity and the leverage score.

**Leverage score.** Let  $(\cdot)^+$  denotes the Moore-Penrose pseudoinverse of a matrix, so  $(AA^T)^+ = (AA^T)^{-1}$  when  $AA^T$  is full rank. The *leverage score* [12] of the  $i$ th column  $a_i$  of matrix  $A$  is defined as:  $\tau_i(A) := a_i^T (AA^T)^+ a_i$ .

This definition is more specific and linear-algebraic than sensitivity. However, Theorem 6 shows that value  $\sigma_{F, Q, \mu}(x_i) \cdot p_i$  is just the leverage score of the  $i$ th column of the matrix  $A$ . Compared to sensitivity, leverage scores have received more attention for scalable algorithm development and approximation [12, 3, 11, 6, 28, 7], which we exploit in Section 4.3.



### 4.3 Estimate the Distance by Online Row Sampling

If the dimensionality is too high and the number of points is too large to be stored and processed in memory, we can apply online row sampling [7] to estimate  $\mathbf{d}_Q$ . Note that as more rows are witnessed the leverage score of older rows change. While other approaches (c.f. [11, 6, 28]) can obtain similar (and maybe slightly stronger) bounds, they rely on more complex procedures to manage these updating scores. The following Algorithm 4.1 by Cohen *et al.* [7], on the other hand, simply samples columns as they come proportional to their estimated ridge leverage score [6]; thus it seems like the “right” approach.

---

**Algorithm 4.1** ONLINE-SAMPLE( $A, \varepsilon, \delta$ )
 

---

Set  $\lambda := \frac{\delta}{\varepsilon}$ ,  $c := 8 \log(\frac{d}{\varepsilon^2})$ , and let  $\tilde{A}$  be empty (a  $0 \times d$  matrix).  
**for** rows  $a_i \in A$  **do**  
   Let  $p_i := \min(c \cdot (1 + \varepsilon) a_i^T (\tilde{A}^T \tilde{A} + \lambda I)^{-1} a_i, 1)$ .  
   With probability  $p_i$ , append row  $a_i / \sqrt{p_i}$  to  $\tilde{A}$ ; otherwise do nothing.  
**return**  $\tilde{A}$ .

---

According to the Theorem 3 in [7], Algorithm 4.1 returns a matrix  $\tilde{A}$ , with high probability, such that  $(1 - \varepsilon)A^T A - \delta I \preceq \tilde{A}^T \tilde{A} \preceq (1 + \varepsilon)A^T A + \delta I$ , and the number of rows in  $\tilde{A}$  is  $O(d \log(d) \log(\varepsilon \|A\|_2^2 / \delta) / \varepsilon^2)$ . (Recall  $A \preceq B$  means  $x^T A x \leq x^T B x$  for every vector  $x$ .)

Given a set of points  $Q = \{x_1, \dots, x_n\} \subset \mathbb{R}^d$ , where  $x_i$  has the coordinates  $(x_{i,1}, \dots, x_{i,d})$ , we introduce an  $n \times (d + 1)$  matrix  $A_Q$  whose  $i$ th row  $a_i$  is defined as:

$$a_i = (x_{i,1}, \dots, x_{i,d}, 1),$$

For any two hyperplanes  $h_1, h_2$ , they can be uniquely expressed by vectors  $u^{(1)}, u^{(2)} \in \mathbb{U}^{d+1}$ , and define  $u = u^{(1)} - u^{(2)} \in \mathbb{R}^{d+1}$ , then we have  $\mathbf{d}_Q(h_1, h_2) = \frac{1}{\sqrt{n}} \|A_Q u\|$ . So, if  $n$  is very large we can apply Algorithm 4.1 to efficiently sample rows from  $A_Q$ , and use  $A_{\tilde{Q}}$  to estimate  $\mathbf{d}_Q(h_1, h_2)$ . From Theorem 3 in [7], we have the following result.

► **Theorem 7.** Suppose  $Q = \{x_1, \dots, x_n\} \subset \mathbb{R}^d$ , and matrix  $A_Q$  is defined above. Let  $A_{\tilde{Q}} = \text{Online-Sample}(A_Q, \varepsilon, \delta)$  be the matrix returned by Algorithm 4.1. Then, with probability at least  $1 - \frac{1}{d+1}$ , for any two hyperplanes  $h_1, h_2$  expressed by  $u^{(1)}, u^{(2)} \in \mathbb{U}^{d+1}$ , suppose  $u_{h_1, h_2} = u^{(1)} - u^{(2)}$ , we have

$$\frac{1}{1 + \varepsilon} \left( \frac{1}{n} \|A_{\tilde{Q}} u_{h_1, h_2}\|^2 - \frac{1}{n} \delta \|u_{h_1, h_2}\|^2 \right)^{\frac{1}{2}} \leq \mathbf{d}_Q(h_1, h_2) \leq \frac{1}{1 - \varepsilon} \left( \frac{1}{n} \|A_{\tilde{Q}} u_{h_1, h_2}\|^2 + \frac{1}{n} \delta \|u_{h_1, h_2}\|^2 \right)^{\frac{1}{2}},$$

where  $\|\cdot\|$  is the Euclidean norm, and with probability at least  $1 - \frac{1}{d+1} - e^{-(d+1)}$  the number of rows in  $A_{\tilde{Q}}$  is  $O(d \log(d) \log(\varepsilon \|A_Q\|_2^2 / \delta) / \varepsilon^2)$ .

To make the above bound hold with arbitrarily high probability, we can use the standard median trick: run Algorithm 4.1  $k$  times in parallel to obtain  $A_{\tilde{Q}_1}, \dots, A_{\tilde{Q}_k}$ , then for any two hyperplanes  $h_1, h_2$ , we take the median of  $\|A_{\tilde{Q}_1} u_{h_1, h_2}\|^2, \dots, \|A_{\tilde{Q}_k} u_{h_1, h_2}\|^2$ .

**Remark.** Since  $u_{h_1, h_2} = u^{(1)} - u^{(2)}$ , we have

$$\begin{aligned} \|u_{h_1, h_2}\|^2 &= (\|u^{(1)} - u^{(2)}\|)^2 \leq (\|u^{(1)}\| + \|u^{(2)}\|)^2 \leq 2(\|u^{(1)}\|^2 + \|u^{(2)}\|^2) \\ &= 2(2 + (u_{d+1}^{(1)})^2 + (u_{d+1}^{(2)})^2) = 4 + 2\mathbf{d}^2(\mathbf{0}, h_1) + 2\mathbf{d}^2(\mathbf{0}, h_2), \end{aligned}$$

where  $\mathbf{d}(\mathbf{0}, h)$  is the distance from a choice of origin  $\mathbf{0}$  to  $h$ . If we assume that any hyperplanes we consider must pass within a distance  $\Delta$  to the choice of origin, then let  $\Delta' = 4(1 + \Delta^2)$

and  $\|u_{h_1, h_2}\|^2 \leq \Delta'$ . Now  $\mathbf{d}_{\tilde{Q}, W}(h_1, h_2)^2 = \frac{1}{n} \|A_{\tilde{Q}} u_{h_1, h_2}\|^2$  where  $\tilde{Q}$  is the set of points corresponding to rows in  $A_{\tilde{Q}}$ , and the weighting  $W$  is defined so  $w_i = |\tilde{Q}|/n$ . Then the conclusion of Theorem 7 can be rewritten as

$$\frac{1}{1+\varepsilon} (\mathbf{d}_{\tilde{Q}, W}(h_1, h_2)^2 - \frac{\Delta' \delta}{n})^{\frac{1}{2}} \leq \mathbf{d}_Q(h_1, h_2) \leq \frac{1}{1-\varepsilon} (\mathbf{d}_{\tilde{Q}, W}(h_1, h_2)^2 + \frac{\Delta' \delta}{n})^{\frac{1}{2}},$$

which means  $\mathbf{d}_Q(h_1, h_2)$  can be estimated by  $\mathbf{d}_{\tilde{Q}, W}(h_1, h_2)$  and the bound  $\Delta$  on the distance to the origin. Recall the distance and the bound in Theorem 7 is invariant to the choice of  $\mathbf{0}$ , so for this interpretation it can always be considered so  $\Delta$  is small.

## 5 The Distance Between Two Piecewise-Linear Curves

In this section, we show how this new distance  $\mathbf{d}_Q$  can generalize to the distance between two piecewise-linear curves, while retaining the many nice properties described above. We focus on  $\mathbb{R}^2$  but everything can generalize to  $\mathbb{R}^d$ . Let  $\Gamma_k = \{\gamma \mid \gamma \text{ is a curve in } \mathbb{R}^2 \text{ defined by } k \text{ ordered line segments}\}$  represent the space of all  $k$ -piecewise linear curves.

For any curve  $\gamma \in \Gamma_k$ , let its  $k$  segments be  $(s_1, s_2, \dots, s_k)$ , and let these map to  $k$  lines  $\ell_1, \dots, \ell_k$  where each  $\ell_j$  contains  $s_j$ . Next add two more lines:  $\ell_0$  which is perpendicular to  $\ell_1$  and passes through the first end point of  $s_1$ , and  $\ell_{k+1}$  which is perpendicular to  $\ell_k$  and passes through the last end point of  $s_k$  (in high dimensions, some canonical choice of  $\ell_0$  and  $\ell_{k+1}$  is needed). We now represent  $\gamma$  as the ordered set of  $k+2$  lines  $(\ell_0, \ell_1, \dots, \ell_k, \ell_{k+1})$ . This mapping is 1to1, since segments  $s_i$  and  $s_{i+1}$  share a common end point, and this defines the intersection between  $\ell_i$  and  $\ell_{i+1}$ . The intersections with the added lines  $\ell_0$  and  $\ell_{k+1}$  define first and last endpoints of  $s_1$  and  $s_k$ , and these endpoints are sufficient to define  $\gamma$ .

Now for two curves  $\gamma_1, \gamma_2 \in \Gamma_k$ , we define the distance using their line representations  $(\ell_0^{(1)}, \dots, \ell_{k+1}^{(1)})$  and  $(\ell_0^{(2)}, \dots, \ell_{k+1}^{(2)})$ , respectively, as

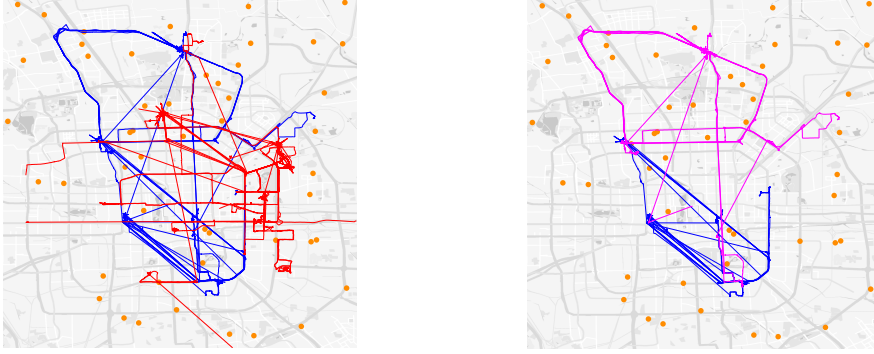
$$\mathbf{d}_Q^k(\gamma_1, \gamma_2) := \left( \sum_{i=0}^{k+1} (\mathbf{d}_Q(\ell_i^{(1)}, \ell_i^{(2)}))^2 \right)^{\frac{1}{2}}.$$

**Metric.** If  $\mathbf{d}_Q^k(\gamma_1, \gamma_2) = 0$ , then  $\mathbf{d}_Q(\ell_i^{(1)}, \ell_i^{(2)}) = 0$  for all  $i \in [k]$ , which implies  $\ell_i^{(1)} = \ell_i^{(2)}$  if  $Q$  is full rank. Combined with the 1to1 nature of the mapping from  $\gamma = (s_1, \dots, s_k)$  to  $(\ell_0, \dots, \ell_{k+1})$ , we have that if  $Q$  is full rank, then  $\mathbf{d}_Q^k$  is a metric over  $\Gamma_k$ .

**VC dimension.** The distance  $\mathbf{d}_Q^k(\cdot, \cdot)$  can induce a range space  $(\Gamma_k, \mathcal{S}_{Q,k})$ , where again  $\Gamma_k$  is the collection of all  $k$ -piecewise linear curves in  $\mathbb{R}^2$ , and  $\mathcal{S}_{Q,k} = \{B_Q(\gamma, r) \mid \gamma \in \Gamma_k, r \geq 0\}$  with metric ball  $B_Q(\gamma, r) = \{\gamma' \in \Gamma_k \mid \mathbf{d}_Q^k(\gamma, \gamma') \leq r\}$ . Using the straightforward extensions of the method in the proof of Theorem 3, we can show the VC dimension of this range space only depends on  $k$ , and is independent of the number of points in  $Q$ . Specifically, for full rank  $Q \subset \mathbb{R}^2$ , the VC-dimension of  $(\Gamma_k, \mathcal{S}_{Q,k})$  is at most  $9k + 19$ .

**Estimating  $\mathbf{d}_Q$ .** We can also use the sensitivity sampling to estimate  $\mathbf{d}_Q^k(\gamma_1, \gamma_2)$ , and get a result similar to Theorem 4. Let  $\sigma(x)$  be the sensitivity of a point  $x \in Q$ , and select  $N = 2(k+2)/\delta\varepsilon^2$  points  $\tilde{Q} = \{\tilde{x}_1, \dots, \tilde{x}_N\}$  independently and proportional to their sensitivity  $\sigma(x)$ . Then with probability at least  $1 - \delta$ , for any two  $k$ -piecewise linear curves  $\gamma_1, \gamma_2 \in \Gamma_k$ ,

$$(1 - \varepsilon) \mathbf{d}_Q^k(\gamma_1, \gamma_2) \leq \left( \sum_{i=0}^{k+1} (\mathbf{d}_{\tilde{Q}, W}(\ell_i^{(1)}, \ell_i^{(2)}))^2 \right)^{\frac{1}{2}} \leq (1 + \varepsilon) \mathbf{d}_Q^k(\gamma_1, \gamma_2).$$



■ **Figure 3** Trajectories  $T$  (red, blue or pink) and based points  $Q$  (orange) on map of Beijing. Left: trajectories of id=155 (blue) and id=119 (red); Right: 2 clusters found among id=155 curves.

### 5.1 Example use of $d_Q^k$ on Clustering and Classifying Trajectories

In this section we demonstrate that this extension to trajectories works effectively on real world problems; the point being that intuitively similar curves are still close under this measure, and the ability to map to a vector space where  $d_Q^k$  is equivalent to a Euclidean distance implies we can immediately and easily perform cluster and classification analysis. In particular, the vector representation of a curve  $\gamma \in \Gamma_k$  and set  $Q$  is  $[v_Q(\ell_0); v_Q(\ell_1); \dots; v_Q(\ell_k); v_Q(\ell_{k+1})]$ , the concatenation of the  $k+2$  vectors for each  $\ell_i$ .

We consider a set of 87 trajectories from two users (id=155, id=119) in the Geolife GPS trajectory dataset [34] as input, and convert it to a set  $T \subset \Gamma_k$  by running Douglas-Peucker until each trajectory has  $k = 10$  segments. As  $Q$  we use a set of 50 points of interest (POIs) in Beijing; all shown in Figure 3.

To prepare for clustering and classification, we first convert the trajectories into  $k+2 = 12$  lines each, and then  $D$ -dimensional vectors with  $D = (k+2) * |Q| = 600$ .

**Clustering.** For clustering we consider  $h = 2$  clusters and desire a solution  $h$ -means clustering; we run this on just the 42 trajectories for user id=155. After converting each trajectory into a vector in  $\mathbb{R}^D$ , we simply run the standard Lloyd's algorithm with  $k$ -means++ initialization built into matlab. The results are shown in Figure 3(Right). As observed, two representative clusters are shown, with one group in the northern part of the city (pink), and one near the city center and other tourist destinations (blue).

**Remark.** For a collection of  $k$ -piecewise linear curves  $T = \{\gamma_1, \dots, \gamma_m\} \subset \Gamma_k$ , we can also define its mean restricted to  $\Gamma_k$  as  $\mu(T) = \arg \min_{\gamma \in \Gamma_k} \sum_{i=1}^m (d_Q^k(\gamma, \gamma_i))^2$ . Aside from  $\ell_0$  and  $\ell_{k+1}$ , the collections of  $m$  corresponding lines can be resolved independently; for mean lines of index 0 and  $k+1$ , it is not difficult to enforce an orthogonality constraint.

One issue in solving for  $\mu(T)$  is that it is not rotation invariant, since the definition of  $d_Q$  depends on the choice of coordinates system. To solve this problem, we can introduce the concept of “line with orientation”, which means  $x - y + 1 = 0$  and  $-x + y - 1 = 0$  will be treated as two different lines. So, in the definition of  $d_Q$ , we do not require the first nonzero entry of the normal vector of a line must be positive, and thus  $d_Q$  will be independent from the choice of the coordinates system. For this definition, we can use a non-iterative algorithm based on Lagrangian multiplier method to compute the mean of a set of lines, and thus the mean of a collection of  $k$ -piecewise linear curves; see Appendix D for details.

**Classification.** All of the 87 trajectories  $\gamma_j \in T$  are annotated with a label  $y_j \in \{-1, +1\}$  where  $-1$  for user id=155 and  $+1$  for user id=119. Again, given the  $D$ -dimensional vector representations, we can normalize the data in each dimension, and then directly apply various classification methods. Using a 62(train)-25(test) cross-validation split, we measure the generalization error as predicting the correct label 63.36% of the time for a linear SVM classifier, 83.56% using quadratic kernel function, and 82.88% for KNN classifiers with  $K = 3$ , each averaged over 100 splits. The two classes of curves are shown in Figure 3(Left).

## 6 More Algorithmic Applications

The new distance  $\mathbf{d}_Q$  has many applications in statistical and algorithmic data analysis. We briefly sketch a few, with more elaboration of the first few in Appendix E.

There are numerous ways to generate a regression model for a set  $Q$ , for instance lasso or ridge regression with different regularization parameters, comparing the trained models with different random test-train splits of the data, or from various data sets  $X_1, X_2, \sim Q$  from bootstrapped samples of  $Q$ . We can cluster these models using Lloyd's algorithms for  $k$ -means as with trajectories, or using Gonzalez algorithm [20] for  $k$ -center which only requires  $\mathbf{d}_Q$  is a metric. This can help determine if this set of models is multi-modal and hence there are distinct ways to model the data.

Also, given a large varieties of regression models  $H = \{h_1, h_2, \dots, h_m\}$  we can define a Gaussian-like kernel  $K(h_1, h_2) = \exp(-\mathbf{d}_Q(h_1, h_2)^2)$  and kernel density estimate  $\text{KDE}_H(h) = \frac{1}{|H|} \sum_{h_i \in H} K(h, h_i)$ . The VC-dimension of the metric balls of  $\mathbf{d}_Q$  implies numerous stability and approximation of this kernel density estimate.

Coresets for regression on a large point set  $Q$  guarantees some cost function  $\text{cost}(Q, h)$  is preserved up to relative error on any  $h$  when using a smaller  $\hat{Q}$ . Then typically it returns an approximate model  $\hat{h} = \arg\min_{h \in \mathcal{H}} \text{cost}(\hat{Q}, h)$ . We can use  $\mathbf{d}_Q$  to refine the evaluation of the coresets by also measuring  $\mathbf{d}_Q(\hat{h}, h^*)$  where  $h^* = \arg\min_{h \in \mathcal{H}} \text{cost}(Q, h)$ .

**Approximating the Siegel Estimator Distribution on Uncertain Data.** The Siegel estimator [30] is an example of a robust estimator  $S$  for linear regression; given a set  $P = \{p_1, p_2, \dots, p_n\} \subset \mathbb{R}^2$ , it returns a line  $S(P) : y = ax + b$  to fit these  $n$  points.

Now consider a set of  $n$  uncertain points  $\mathcal{P} = \{P_1, \dots, P_n\}$ , where the  $i$ th point is represented by a discrete set of  $k$  possible locations  $P_i = \{p_{i,1}, \dots, p_{i,k}\} \subset \mathbb{R}^2$ . Define  $P_{\text{flat}} = \cup_{i=1}^n P_i$ , and say  $A \subseteq \mathcal{P}$  is a traversal of  $\mathcal{P}$  if  $A = \{a_1, \dots, a_n\}$  has each  $a_i$  in the domain of  $P_i$ . A robust way to understand the uncertainty of the data [25] is to build a distribution over the outcomes  $S(A)$  for  $A \subseteq \mathcal{P}$ , which can be done with the following algorithm [4].

---

### Algorithm 6.1 Approximate Siegel estimator on uncertain data

---

```

Initialize  $T = \emptyset$ , the set of possible Siegel estimators.
for  $j = 1$  to  $N$  do
    Randomly choose  $A \subseteq \mathcal{P}$ ; add  $z = S(A)$  to  $T$ .
return Multiset  $T$ 

```

---

Suppose  $\mathcal{L} = \{\ell \mid \ell \text{ is a line in } \mathbb{R}^2\}$ , and we use the metric  $\mathbf{d}_Q(\cdot, \cdot)$  in  $\mathcal{L}$ , with  $Q = P_{\text{flat}}$ . From Theorem 3 the VC dimension of  $(\mathcal{L}, \mathcal{R}_{P_{\text{flat}}})$  is a constant. Therefore, for the range space  $(\mathcal{L}, \mathcal{R}_{P_{\text{flat}}})$  with bounded VC-dimension, and standard sampling bounds [24] imply:

► **Theorem 8** (Buchin et al. [4]). *For error parameters  $\varepsilon > 0$  and  $\delta \in (0, 1)$ , run Algorithm 6.1 with  $N = O((1/\varepsilon^2)(\log(1/\delta)))$ , to obtain multiset  $T$ . Then, with probability at least  $1 - \delta$ , for any  $z \in \mathcal{L}$  and radius  $r$  we have  $||T \cap B_Q(z, r)|/N - \Pr_{A \subseteq \mathcal{P}}[S(A) \in B_Q(z, r)]| \leq \varepsilon$ .*

---

References

---

- 1 Helmut Alt and Leonidas J. Guibas. Discrete geometric shapes: Matching, interpolation, and approximation: A survey. In *Handbook of Computational Geometry*. -, 1996.
- 2 Helmut Alt, Kurt Mehlhorn, Hubert Wagener, and Emo Welzl. Congruence, similarity, and symmetries of geometric objects. *Discrete & Computational Geometry*, 3:237–256, 1988.
- 3 Christos Boutsidis, Michael W Mahoney, and Petros Drineas. An improved approximation algorithm for the column subset selection problem. In *Proceedings of the 20th Annual ACM-SIAM Symposium on Discrete Algorithms*, 2009.
- 4 Kevin Buchin, Jeff M. Phillips, and Pingfan Tang. Approximating the distribution of the median and other robust estimators on uncertain data. In *International Symposium on Computational Geometry*, 2018.
- 5 Cong Chen, Changhe Yuan, and Chao Chen. Solving M-modes using heuristic search. In *25th International Joint Conference on Artificial Intelligence*, 2016.
- 6 Michael B. Cohen, Cameron Musco, and Christopher Musco. Input sparsity time low-rank approximation via ridge leverage score sampling. In *ACM-SIAM Symposium on Discrete Algorithms*, 2017.
- 7 Michael B. Cohen, Cameron Musco, and Jakub Pachocki. Online row sampling. In *International Workshop on Approximation, Randomization, and Combinatorial Optimization*, 2016.
- 8 Somayeh Dodge, Robert Weibel, Sean Charles Ahearn, Maike Buchin, and Jennifer A. Miller. Analysis of movement data. *International Journal of Geographical Information Science*, 30:825–834, 2016.
- 9 Anne Driemel, Amer Krivosija, and Christian Sohler. Clustering time series under the Frechet distance. In *ACM-SIAM Symposium on Discrete Algorithms*, 2016.
- 10 Anne Driemel and Francesco Silvestri. Locality-sensitive hashing of curves. In *33rd International Symposium on Computational Geometry*, 2017.
- 11 Petros Drineas, Malik Magdon-Ismael, Michael W. Mahoney, and David P. Woodruff. Fast approximation of statistical leverage. *Journal of Machine Learning Research*, 13:3475–3506, 2012.
- 12 Petros Drineas, Michael W. Mahoney, and S. Muthukrishnan. Relative-error CUR matrix decompositions. *SIAM Journal of Matrix Analysis and Applications*, 30:844–881, 2008.
- 13 D. Feldman and M. Langberg. A unified framework for approximating and clustering data. In *STOC*, pages 569–578, 2011.
- 14 Dan Feldman and Michael Langberg. A unified framework for approximating and clustering data. In *Proceedings ACM Symposium on Theory of Computing*, 2011.
- 15 Dan Feldman, Melanie Schmidt, and Christian Sohler. Turning big data into tiny data: Constant-size coresets for  $k$ -means, PCA, and projective clustering. In *Proceedings 24th ACM-SIAM Symposium on Discrete Algorithms*, 2013.
- 16 Dan Feldman, Melanie Schmidt, and Christian Sohler. Turning big data into tiny data: Constant-size coresets for  $k$ -means, pca, and projective clustering. In *SODA*, pages 1434–1453, 2013.
- 17 Dan Feldman and Lenard J. Schulman. Data reduction for weighted and outlier-resistant clustering. In *Proc. ACM-SIAM Symposium on Discrete Algorithms*, 2012.
- 18 E. G. Gilbert, D. W. Johnson, and S. S. Keerthi. A fast procedure for computing the distance between objects in three-dimensional space. *IEEE J. Robotics and Automation*, 4:193–203, 1988.
- 19 Elmer G. Gilbert and Chek-PenG Foo. Computing the distance between general convex objects in three-dimensional space. *IEEE Transactions on Robotics and Automation*, 6:53–61, 1990.

- 20    Teofilo F. Gonzalez. Clustering to minimize the maximum intercluster distance. *Theoretical Computer Science*, 38:293–306, 1985.
- 21    Sarang Joshi, Raj Varma Kommaraju, Jeff M. Phillips, and Suresh Venkatasubramanian. Comparing distributions and shapes using the kernel distance. *Proceedings 27th Annual Symposium on Computational Geometry*, 2011.
- 22    Irina Kostitsyna, Marc J. van Kreveld, Maarten Löffler, Bettina Speckmann, and Frank Staals. Trajectory grouping structure under geodesic distance. In *SOCG*, 2015.
- 23    Michael Langberg and Leonard J. Schulman. Universal  $\varepsilon$ -approximators for integrals. In *SODA*, pages 598–607, 2010.
- 24    Yi Li, Philip M. Long, and Aravind Srinivasan. Improved bounds on the samples complexity of learning. *Journal of Computer and System Science*, 62:516–527, 2001.
- 25    Maarten Löffler and Jeff Phillips. Shape fitting on point sets with probability distributions. In *ESA*, 2009.
- 26    Facundo Mémoli. Gromov–Hausdorff distances in Euclidean spaces. In *Proc. non-rigid shape analysis and deformable image registration (NORDIA) workshop*, 2008.
- 27    Facundo Mémoli. Some properties of Gromov–Hausdorff distances. *Discrete and Computational Geometry*, 48:416–440, 2012.
- 28    Cameron Musco and Christopher Musco. Recursive sampling for the nystrom method. In *NIPS*, 2017.
- 29    Helmut Pottmann and Johannes Wallner. *Computational Line Geometry*. Springer-Verlag, 2001.
- 30    Andrew F. Siegel. Robust regression using repeated medians. *Biometrika*, 82:242–244, 1982.
- 31    Vladimir Vapnik and Alexey Chervonenkis. On the uniform convergence of relative frequencies of events to their probabilities. *Th. Probability and Applications*, 16:264–280, 1971.
- 32    Kasturi Varadarajan and Xin Xiao. On the sensitivity of shape fitting problems. In *Proceedings International Conference on Foundations of Software Technology and Theoretical Computer Science*. arxiv:1209.4893, 2012.
- 33    Lionov Wiratma, Marc J. van Kreveld, and Maarten Löffler. On measures for groups of trajectories. In *AGILE Conference*, 2017.
- 34    Yu Zheng, Hao Fu, Xing Xie, Wei-Ying Ma, and Quannan Li. *Geolife GPS trajectory dataset - User Guide*, July 2011. URL: <https://www.microsoft.com/en-us/research/publication/geolife-gps-trajectory-dataset-user-guide/>.



## A Comparison to Related Measures

Here we distinguish  $d_Q$  from a few related concepts.

**Distance using a data set.** The Gromov-Hausdorff distance [26, 27] between compact metric spaces  $X$  and  $Y$  is defined as  $d_{\text{GH}}(X, Y) := \inf_{Z, f, g} d_{\mathcal{H}}^Z(f(X), g(Y))$ , where  $f : X \mapsto Z$  and  $g : Y \mapsto Z$  are isometric (distance preserving) embeddings into the metric space  $(Z, d)$ , and  $d_{\mathcal{H}}^Z(f(X), g(Y)) := \max(\sup_{a \in f(X)} \inf_{b \in g(Y)} d(a, b), \sup_{b \in g(Y)} \inf_{a \in f(X)} d(a, b))$  is the Hausdorff distance between  $f(X)$  and  $g(Y)$ . So, Gromov-Hausdorff distance measures how far two compact metric spaces are from being isometric. One could create discrete metric spaces by the projection of  $Q$  onto  $h_1$  and  $h_2$ . The distances of the points within  $h_1$  and  $h_2$  induces a metric space. But  $d_{\text{GH}}$  on these metric spaces does not describe how long the projections are, which  $d_Q$  does. Moreover  $d_{\text{GH}}$  is not efficient to compute, where as  $d_Q$  is.

The Wasserstein metric can also be used to measure the distance between two geometric objects by inducing a uniform measure over those objects and comparing the resulting probability distributions. For two probability measures  $\mu$  and  $\nu$  on metric space  $(M, d)$ , the  $p$ th Wasserstein distance between  $\mu$  and  $\nu$  is  $W_p(\mu, \nu) := (\inf_{\gamma \in \Gamma(\mu, \nu)} \int_{M \times M} d(x, y)^p d\gamma(x, y))^{\frac{1}{p}}$ , where  $\Gamma(\mu, \nu)$  is the collection of all measures on  $M \times M$  with marginal distribution  $\mu$  and  $\nu$  on the first and second factors respectively. For example, suppose  $\mu = \delta_a$  and  $\nu = \delta_b$  are Dirac delta distributions located at  $a, b$  in  $(\mathbb{R}^n, d)$ , where  $d$  is the Euclidean distance, then  $W_p(\mu, \nu) = d(a, b)$  for any  $p \geq 1$ . However, for two lines  $\ell_1, \ell_2$  in  $\mathbb{R}^2$ , if we define two probability measures  $\mu_1, \mu_2$  as  $\mu_1(\ell_1) = 1$  and  $\mu_2(\ell_2) = 1$ , since  $\ell_1$  and  $\ell_2$  are not bounded regions in  $\mathbb{R}^2$ ,  $\mu_1$  and  $\mu_2$  can not be uniform distributions on these two lines. We could also define  $W_p$  between the vectors  $v_Q(h_1)$  and  $v_Q(h_2)$  (or the sets of vectors in matrices  $V_{Q, h_1}$  and  $V_{Q, h_2}$ ). This is different and more complicated than  $d_Q$  since  $W_p$  allows a transportation plan to align data points (e.g., values, vectors), where  $d_Q$  simply uses the natural alignment induced by each  $q_i \in Q$ .

**Sampling.** We note that cost functions arising to evaluate coresets for clustering and subspace approximations [13, 16] which are quite similar to  $d_Q$ . For a given  $Q$  the cost of a coreset  $\hat{Q}$  is often evaluated as  $\|v_Q(h)\| - \|v_{\hat{Q}}(h)\|$  for a specific optimal  $h$ , or over all  $h \in \mathcal{H}$ . Indeed sensitivity sampling [23] plays a role in these coreset constructions as well. However these approaches do not compare multiple elements of  $\mathcal{H}$  as  $d_Q$  is designed to do.

## B The proof of Theorem 6 (On Leverage and Sensitivity)

Before proving Theorem 6, we need the following lemma about real symmetric matrix,

► **Lemma 9.** Suppose  $B_k$  is a  $k \times k$  real symmetric matrix,  $B_i$  is the  $i \times i$  principal submatrix of  $B_k$ , and  $B_i$  is full rank for all  $i \in [k]$ ,  $D_i = |B_i|B_i^{-1}$ , where  $|B_i|$  is the determinant of  $B_i$ . Then, for all  $l, i \in [k]$  we have

$$\frac{d_{l,i}^k}{|B_k|} = \begin{cases} \sum_{j=i}^k \frac{d_{l,i}^j}{|B_{j-1}|} \frac{d_{i,j}^j}{|B_j|}, & \text{if } l \leq i, \\ \sum_{j=l}^k \frac{d_{l,i}^j}{|B_{j-1}|} \frac{d_{i,j}^j}{|B_j|}, & \text{if } i < l. \end{cases} \quad (7)$$

where  $d_{l,i}^k$  is the entry of  $D_k$  at  $l^{\text{th}}$  row and  $i^{\text{th}}$  column, and  $|B_0| = 1$ .

**Proof.** We first introduce the following two  $k \times k$  matrices  $G_k = (g_{l,i}^k)_{k \times k}$  and  $E_k = (e_{l,i}^k)_{k \times k}$ :

$$g_{l,i}^k = \begin{cases} \frac{d_{l,i}^k}{|B_{i-1}|}, & \text{if } l \leq i \\ 0, & \text{if } l > i \end{cases}, \quad \text{and} \quad e_{l,i}^k = \begin{cases} 0 & \text{if } l < i \\ \frac{d_{l,i}^k}{|B_l|} & \text{if } l \geq i \end{cases}.$$



## XX:16 A Data-Dependent Distance for Regression

It is easy to check that (7) can be rewritten as  $G_k E_k = \frac{D_k}{|B_k|}$ . So, considering  $\frac{D_k}{|B_k|} = B_k^{-1}$ , we only need to prove

$$G_k E_k = B_k^{-1}. \quad (8)$$

We will prove (8) by induction on  $k$ . Obviously, when  $k = 1$ , (8) is correct. We assume (8) is correct for the case  $k$ , and consider the case  $k + 1$ . Introducing two notations  $\tilde{g}_{k+1} = (d_{1,k+1}^{k+1}, \dots, d_{k,k+1}^{k+1})^T$  and  $\tilde{b}_{k+1} = (b_{1,k+1}, \dots, b_{k,k+1})^T$ , from the assumption (8), we have

$$\begin{aligned} G_{k+1} E_{k+1} B_{k+1} &= \begin{pmatrix} G_k & \frac{\tilde{g}_{k+1}}{|B_k|} \\ \mathbf{0} & \frac{d_{k+1,k+1}^{k+1}}{|B_k|} \end{pmatrix} \begin{pmatrix} E_k & \mathbf{0} \\ \frac{\tilde{g}_{k+1}^T}{|B_{k+1}|} & \frac{d_{k+1,k+1}^{k+1}}{|B_{k+1}|} \end{pmatrix} \begin{pmatrix} B_k & \tilde{b}_{k+1} \\ \tilde{b}_{k+1}^T & b_{k+1,k+1} \end{pmatrix} \\ &= \begin{pmatrix} B_k^{-1} + \frac{\tilde{g}_{k+1} \tilde{g}_{k+1}^T}{|B_k| |B_{k+1}|} & \frac{\tilde{g}_{k+1}}{|B_{k+1}|} \\ \frac{\tilde{g}_{k+1}^T}{|B_{k+1}|} & \frac{|B_k|}{|B_{k+1}|} \end{pmatrix} \begin{pmatrix} B_k & \tilde{b}_{k+1} \\ \tilde{b}_{k+1}^T & b_{k+1,k+1} \end{pmatrix} \\ &= \begin{pmatrix} I_k + \frac{\tilde{g}_{k+1}}{|B_k| |B_{k+1}|} (\tilde{g}_{k+1}^T B_k + |B_k| \tilde{b}_{k+1}^T) & B_k^{-1} \tilde{b}_{k+1} + \frac{\tilde{g}_{k+1}}{|B_k| |B_{k+1}|} (\tilde{g}_{k+1}^T \tilde{b}_{k+1} + |B_k| b_{k+1,k+1}) \\ \frac{1}{|B_{k+1}|} (\tilde{g}_{k+1}^T B_k + |B_k| \tilde{b}_{k+1}^T) & \frac{1}{|B_{k+1}|} (\tilde{g}_{k+1}^T \tilde{b}_{k+1} + |B_k| b_{k+1,k+1}) \end{pmatrix}. \end{aligned} \quad (9)$$

where  $\mathbf{0}$  is a zero vector or zero matrix.

Introducing the notation  $\tilde{D}_k$  as the  $k \times k$  principal submatrix of  $D_{k+1}$ , from  $D_{k+1} B_{k+1} = |B_{k+1}| I_{k+1}$  and  $d_{k+1,k+1}^{k+1} = |B_k|$  we have

$$\begin{pmatrix} \tilde{D}_k & \tilde{g}_{k+1} \\ \tilde{g}_{k+1}^T & |B_k| \end{pmatrix} \begin{pmatrix} B_k & \tilde{b}_{k+1} \\ \tilde{b}_{k+1}^T & b_{k+1,k+1} \end{pmatrix} = |B_{k+1}| I_{k+1}$$

which implies

$$\tilde{g}_{k+1}^T B_k + |B_k| \tilde{b}_{k+1}^T = \mathbf{0}, \quad \text{and} \quad (10)$$

$$\tilde{g}_{k+1}^T \tilde{b}_{k+1} + |B_k| b_{k+1,k+1} = |B_{k+1}|. \quad (11)$$

Since  $B_k$  is symmetric, taking the transpose of (10) we have

$$B_k \tilde{g}_{k+1} + |B_k| \tilde{b}_{k+1} = \mathbf{0} \quad (12)$$

From (11) and (12) we obtain

$$\begin{aligned} B_k^{-1} \tilde{b}_{k+1} + \frac{\tilde{g}_{k+1}}{|B_k| |B_{k+1}|} (\tilde{g}_{k+1}^T \tilde{b}_{k+1} + |B_k| b_{k+1,k+1}) &= B_k^{-1} \tilde{b}_{k+1} + \frac{\tilde{g}_{k+1}}{|B_k|} \\ &= \frac{B_k^{-1}}{|B_k|} (|B_k| \tilde{b}_{k+1} + B_k \tilde{g}_{k+1}) = \mathbf{0}. \end{aligned} \quad (13)$$

Applying (10), (11) and (13) in (9), we obtain  $G_{k+1} E_{k+1} B_{k+1} = I_{k+1}$ , which implies  $G_{k+1} E_{k+1} = B_{k+1}^{-1}$ . Therefore, (8) is also correct for the case  $k + 1$ . Thus, by induction, we know (7) is correct. ◀

Now, we can give the proof of Theorem 6.

**Proof.** For, any  $u, v \in V$ , we define  $\langle u, v \rangle := \sum_{i=1}^n u(x_i)v(x_i)p_i$ . Since  $p_i > 0$  for all  $i \in [n]$ , it is easy to check  $\langle \cdot, \cdot \rangle$  is a well defined inner product on  $V$ . So, it can introduce a norm  $\|v\| = \sqrt{\langle v, v \rangle}$  for all  $v \in V$ .

For each  $k \in [d]$ , we introduce a  $k \times n$  matrix  $A_{k,n}$  whose  $i^{\text{th}}$  column  $a_{k,i}$  is defined as:

$$a_{k,i} = (v_1(x_i)\sqrt{p_i}, v_2(x_i)\sqrt{p_i}, \dots, v_k(x_i)\sqrt{p_i})^T,$$

and define  $V_k := \text{span}\{v_1, \dots, v_k\}$ ,  $F_k := \{f : X \mapsto [0, \infty) \mid \exists v \in V_k \text{ s.t. } f(x) = v(x)^2, \forall x \in X\}$ ,  $B_k = A_{k,n}A_{k,n}^T$  and will prove this theorem by induction on  $k$ .

From Lemma 5, we know if  $\{u_1, \dots, u_k\}$  is an orthonormal basis for  $V_k$  under the inner product  $\langle \cdot, \cdot \rangle$ , then  $\sigma_{F_k, X, \mu}(x) = \sum_{i=1}^k u_i(x)^2$  for any  $x \in X$ . So, we try to derive an orthonormal basis for  $V_k$  from  $\{v_1, \dots, v_k\}$ , which can be done through Gram–Schmidt process.

For  $k \in [d]$ , suppose  $\{u_1, \dots, u_k\}$  is an orthonormal basis for  $V_k$  obtained from  $\{v_1, \dots, v_k\}$ , through Gram–Schmidt process. Let  $D_i = (d_{j,l}^i)_{i \times i}$  be the adjoint matrix of  $B_i$ , i.e.  $D_i = |B_i|(B_i)^{-1}$  where  $|B_i|$  is the determinant of the matrix  $B_i$ . We assert:

$$\begin{aligned} \beta_i &= v_i + \frac{d_{i-1,i}^i}{|B_{i-1}|}v_{i-1} + \frac{d_{i-2,i}^i}{|B_{i-1}|}v_{i-2} + \dots + \frac{d_{1,i}^i}{|B_{i-1}|}v_1, \quad \text{for } 1 \leq i \leq k, \\ u_i &= \frac{\beta_i}{\|\beta_i\|}, \quad \text{for } 1 \leq i \leq k, \\ \|\beta_i\|^2 &= \frac{|B_i|}{|B_{i-1}|} \quad \text{for } 1 \leq i \leq k, \\ \sigma_{F_k, X, \mu}(x_i)p_i &= a_{k,i}^T(B_k)^{-1}a_{k,i}, \quad \forall x_i \in X, \end{aligned} \tag{14}$$

where  $d_{1,1}^1 = 1$  and  $B_0 = 1$ .

It is easy to verify that assertion (14) is correct when  $k = 1$ . We assume (14) is true for  $k$  and consider the case  $k + 1$ .

**Step 1.** We first prove

$$\beta_{k+1} = v_{k+1} + \frac{d_{k,k+1}^{k+1}}{|B_k|}v_k + \frac{d_{k-1,k+1}^{k+1}}{|B_k|}v_{k-1} + \dots + \frac{d_{1,k+1}^{k+1}}{|B_k|}v_1. \tag{15}$$

From induction assumption we know  $\|\beta_k\|^2 = \frac{|B_k|}{|B_{k-1}|}$ , which implies  $B_k$  is full rank. Otherwise,  $\|\beta_k\| = 0$  and thus  $\beta_k = 0$  which means  $v_k$  is a linear combination of  $v_1, \dots, v_{k-1}$ . This is contradictory to the fact:  $\{v_1, v_2, \dots, v_d\}$  is a basis of  $V$ .

In Gram–Schmidt process, we have

$$\beta_{k+1} = v_{k+1} - \langle v_{k+1}, \beta_k \rangle \frac{\beta_k}{\|\beta_k\|^2} - \langle v_{k+1}, \beta_{k-1} \rangle \frac{\beta_{k-1}}{\|\beta_{k-1}\|^2} - \dots - \langle v_{k+1}, \beta_1 \rangle \frac{\beta_1}{\|\beta_1\|^2}. \tag{16}$$

Using the assumption (14), we know the coefficient of  $v_i$  ( $1 \leq i \leq k$ ) in (16) is

$$\begin{aligned} \text{coeff}(v_i) &= - \sum_{j=i}^k \langle v_{k+1}, \beta_j \rangle \frac{d_{i,j}^j}{\|\beta_j\|^2 |B_{j-1}|} = - \sum_{j=i}^k \langle v_{k+1}, \beta_j \rangle \frac{|B_{j-1}| d_{i,j}^j}{|B_j| |B_{j-1}|} \\ &= - \sum_{j=i}^k \left( \sum_{l=j}^1 \frac{d_{l,j}^j}{|B_{j-1}|} b_{l,k+1} \right) \frac{d_{i,j}^j}{|B_j|}, \end{aligned}$$

where  $b_{l,k+1} = \langle v_l, v_{k+1} \rangle$  is the entry of matrix  $B_{k+1}$  in  $l^{\text{th}}$  row and  $(k+1)^{\text{th}}$  column. To prove (15), we only need to show  $\text{coeff}(v_i) = \frac{d_{i,k+1}^{k+1}}{|B_k|}$ , i.e.:

$$- \sum_{j=i}^k \left( \sum_{l=j}^1 \frac{d_{l,j}^j}{|B_{j-1}|} b_{l,k+1} \right) \frac{d_{i,j}^j}{|B_j|} = \frac{d_{i,k+1}^{k+1}}{|B_k|}, \quad \forall 1 \leq i \leq k. \tag{17}$$

## XX:18 A Data-Dependent Distance for Regression

To prove (17), we introduce a matrix  $C_i^k$  which is obtained from  $B_k$  by replacing its  $i^{\text{th}}$  column with  $(b_{1,k+1}, b_{2,k+1}, \dots, b_{k,k+1})^T$ , which means  $C_i^k$  is equal to  $B_k$  except at  $i^{\text{th}}$  column. It is easy to show  $|C_i^k| = -d_{i,k+1}^{k+1}$ , so (17) can be rewritten as

$$\sum_{j=i}^k \left( \sum_{l=j}^1 \frac{d_{l,j}^j}{|B_{j-1}|} b_{l,k+1} \right) \frac{d_{i,j}^j}{|B_j|} = \frac{|C_i^k|}{|B_k|}, \quad \forall 1 \leq i \leq k. \quad (18)$$

Since the determinant  $|C_i^k|$  can be expanded at its  $i^{\text{th}}$  column, we can compare the coefficient of  $b_{l,k+1}$  for  $l = 1, \dots, k$  at both sides of (18), which means we only need to prove for all  $i \in [k]$ :

$$\begin{aligned} \left( \sum_{j=i}^k \frac{d_{l,j}^j}{|B_{j-1}|} \frac{d_{i,j}^j}{|B_j|} \right) b_{l,k+1} &= \frac{d_{l,i}^k}{|B_k|} b_{l,k+1}, \quad \forall 1 \leq l \leq i, \\ \left( \sum_{j=l}^k \frac{d_{l,j}^j}{|B_{j-1}|} \frac{d_{i,j}^j}{|B_j|} \right) b_{l,k+1} &= \frac{d_{l,i}^k}{|B_k|} b_{l,k+1}, \quad \forall i < l \leq k. \end{aligned}$$

which is a result of Lemma 9. Thus, (18) and (17) are correct, so (15) is true.

**Step 2.** We prove

$$\|\beta_{k+1}\|^2 = \frac{|B_{k+1}|}{|B_k|}. \quad (19)$$

From  $D_{k+1}B_{k+1} = |B_{k+1}|I_{k+1}$ , where  $I_{k+1}$  is an  $(k+1) \times (k+1)$  identity matrix, we have

$$\sum_{i=1}^{k+1} d_{i,k+1}^{k+1} b_{i,j} = \begin{cases} 0, & \text{if } j \neq k+1, \\ |B_{k+1}|, & \text{if } j = k+1. \end{cases} \quad (20)$$

Therefore, from (15) and (20) we obtain

$$\begin{aligned} \|\beta_{k+1}\|^2 &= \langle \beta_{k+1}, \beta_{k+1} \rangle = \left\langle \sum_{i=1}^{k+1} \frac{d_{i,k+1}^{k+1}}{|B_k|} v_i, \sum_{i=1}^{k+1} \frac{d_{i,k+1}^{k+1}}{|B_k|} v_i \right\rangle = \sum_{j=1}^{k+1} \sum_{i=1}^{k+1} \frac{d_{i,k+1}^{k+1} d_{j,k+1}^{k+1}}{|B_k|^2} b_{i,j} \\ &= \frac{1}{|B_k|^2} \sum_{j=1}^{k+1} d_{j,k+1}^{k+1} \left( \sum_{i=1}^{k+1} d_{i,k+1}^{k+1} b_{i,j} \right) = \frac{d_{k+1,k+1}^{k+1} |B_{k+1}|}{|B_k|^2} = \frac{|B_{k+1}|}{|B_k|}. \end{aligned}$$

**Step 3.** Finally, we prove

$$\sigma_{F_{k+1}, X, \mu}(x_i) p_i = a_{k+1,i}^T (B_{k+1})^{-1} a_{k+1,i}, \quad \forall x_i \in X. \quad (21)$$

Using  $B_{k+1}^{-1} = \frac{D_{k+1}}{|B_{k+1}|}$ , we can rewrite (21) as

$$\sigma_{F_{k+1}, X, \mu}(x_i) p_i = \frac{1}{|B_{k+1}|} \sum_{j=1}^{k+1} \sum_{l=1}^{k+1} d_{j,l}^{k+1} v_j(x_i) v_l(x_i) p_i, \quad \forall x_i \in X. \quad (22)$$

By the induction assumption (14) and Lemma 5, for any  $x_i \in X$  we have

$$\sigma_{F_{k+1}, X, \mu}(x_i) p_i = \sum_{j=1}^{k+1} u_j(x_i)^2 p_i = \sum_{j=1}^k u_j(x_i)^2 p_i + u_{k+1}(x_i)^2 p_i = a_{k,i}^T (B_k)^{-1} a_{k,i} + \frac{\beta_{k+1}(x_i)^2}{\|\beta_{k+1}\|} p_i. \quad (23)$$

Using assumption (14) and  $B_k^{-1} = \frac{D_k}{|B_k|}$ , from (23) we obtain

$$\sigma_{F_{k+1}, X, \mu}(x_i)p_i = \frac{1}{|B_k|} \sum_{j=1}^k \sum_{l=1}^k d_{j,l}^k v_j(x_i) v_l(x_i) p_i + \left( \sum_{j=1}^{k+1} \frac{d_{j,k+1}^{k+1}}{|B_k|} v_j(x_i) \right)^2 \frac{|B_k|}{|B_{k+1}|} p_i. \quad (24)$$

Therefore, to prove (22), we can compare the coefficient of  $v_j(x_i) v_l(x_i) p_i$  in (22) and (24) for all  $i, j \in [k+1]$ . since it is easy to see when  $j = k+1$  or  $l = k+1$  the coefficient of  $v_j(x_i) v_l(x_i) p_i$  in (22) and (24) are the same, we focus on the case  $j, l \in [k]$ . More specifically, we only need to prove

$$\frac{d_{j,l}^{k+1}}{|B_{k+1}|} = \frac{d_{j,l}^k}{|B_k|} + \frac{d_{j,k+1}^{k+1} d_{l,k+1}^{k+1}}{|B_{k+1}| |B_k|}, \quad \forall 1 \leq j, l \leq k, \quad (25)$$

which can be rewritten as

$$d_{j,l}^k = \frac{1}{|B_{k+1}|} (d_{j,l}^{k+1} |B_k| - d_{j,k+1}^{k+1} d_{l,k+1}^{k+1}), \quad \forall 1 \leq j, l \leq k. \quad (26)$$

To prove (26), we introduce notations  $\tilde{d}_{k+1} = (d_{1,k+1}^{k+1}, \dots, d_{k,k+1}^{k+1})^T$ ,  $\tilde{b}_{k+1} = (b_{1,k+1}, \dots, b_{k,k+1})^T$ , and  $\tilde{D}_k$  which is the a  $k \times k$  principal submatrix of  $D_{k+1}$ . Then, from  $D_{k+1} B_{k+1} = |B_{k+1}| I_k$  and  $d_{k+1,k+1}^{k+1} = |B_k|$  we have

$$\begin{pmatrix} \tilde{D}_k & \tilde{d}_{k+1} \\ \tilde{d}_{k+1}^T & |B_k| \end{pmatrix} \begin{pmatrix} B_k & \tilde{b}_{k+1} \\ \tilde{b}_{k+1}^T & b_{k+1,k+1} \end{pmatrix} = |B_{k+1}| I_{k+1},$$

which implies

$$\tilde{D}_k B_k + \tilde{d}_{k+1} \tilde{b}_{k+1}^T = |B_{k+1}| I_k, \quad (27)$$

$$\text{and } \tilde{d}_{k+1}^T B_k + |B_k| \tilde{b}_{k+1}^T = \mathbf{0}. \quad (28)$$

From (28) we obtain  $\tilde{d}_{k+1} \tilde{d}_{k+1}^T B_k + |B_k| \tilde{d}_{k+1} \tilde{b}_{k+1}^T = \mathbf{0}$ , which implies

$$\tilde{d}_{k+1} \tilde{b}_{k+1}^T = \frac{1}{|B_k|} \tilde{d}_{k+1} \tilde{d}_{k+1}^T B_k. \quad (29)$$

Plugging (29) into (27) yields

$$(|B_k| \tilde{D}_k - \tilde{d}_{k+1} \tilde{d}_{k+1}^T) B_k = |B_k| |B_{k+1}| I_k,$$

which is equivalent to

$$\frac{1}{|B_{k+1}|} (|B_k| \tilde{D}_k - \tilde{d}_{k+1} \tilde{d}_{k+1}^T) = |B_k| B_k^{-1} = D^k. \quad (30)$$

Since (30) is a matrix expression form of (26), we know (26) is correct. So, (25) is correct, and thus (22) and (21) are obtained.

From (15), (19) and (21), we know (14) is also correct for the case  $k+1$ . Therefore, using induction method, we proved (6) is correct. ◀

### C Metric Property for Unsigned Variant on the Distance

Suppose  $Q = \{q_1, q_2, \dots, q_n\} \subset \mathbb{R}^2$ ,  $\ell_1, \ell_2 \in \mathcal{L} = \{\ell \mid \ell \text{ is a line in } \mathbb{R}^2\}$ . Given  $\ell \in \mathcal{L}$ , we write  $\ell$  in the form (1) and define  $\bar{v}_Q(\ell) = (\bar{v}_{Q_1}(\ell), \bar{v}_{Q_2}(\ell), \dots, \bar{v}_{Q_n}(\ell))$  where  $\bar{v}_{Q_i}(\ell) = |u_1 x_i + u_2 y_i + u_3|$  and  $(x_i, y_i)$  is the coordinates of  $q_i \in Q$ , and then define the first variant of  $\mathbf{d}_Q$  as

$$\bar{\mathbf{d}}_Q(\ell_1, \ell_2) := \left\| \frac{1}{\sqrt{n}} (\bar{v}_Q(\ell_1) - \bar{v}_Q(\ell_2)) \right\| = \left( \sum_{i=1}^n \frac{1}{n} (\bar{v}_{Q_i}(\ell_1) - \bar{v}_{Q_i}(\ell_2))^2 \right)^{\frac{1}{2}}. \quad (31)$$

For (31), we have the following theorem.

► **Theorem 10.** *Suppose in  $Q \subset \mathbb{R}^2$  there is a subset of five points, and any three points in this subset are non-collinear, then  $\bar{\mathbf{d}}_Q$  is a metric in  $\mathcal{L}$ .*

**Proof.** We only need to show if  $\bar{\mathbf{d}}_Q(\ell_1, \ell_2) = 0$ , then  $\ell_1 = \ell_2$ . Suppose  $\tilde{Q} = \{q_1, \dots, q_5\} \subset Q$ , and any three points in  $\tilde{Q}$  are not on the same line. If  $\ell_1 \neq \ell_2$ , then let  $\ell'_1$  and  $\ell'_2$  be the two bisectors of the angles formed by  $\ell_1$  and  $\ell_2$ . From  $\bar{\mathbf{d}}_Q(\ell_1, \ell_2) = 0$ , we know  $\bar{v}_{Q_i}(\ell_1) = \bar{v}_{Q_i}(\ell_2)$  for  $i \in [5]$ , which means the distances from  $q_i \in \tilde{Q}$  to  $\ell_1$  and to  $\ell_2$  are equal. So, any point  $q_i \in \tilde{Q}$  must be either on  $\ell'_1$  or on  $\ell'_2$ , which implies there must be three collinear points in  $\tilde{Q}$ . This is contradictory to the fact that any three points in  $\tilde{Q}$  are not on the same line. ◀

**Remark.** Definition (31) can be generalized to hyperplanes in  $\mathbb{R}^d$ :

$$\bar{\mathbf{d}}_Q(h_1, h_2) := \left( \sum_{i=1}^n \frac{1}{n} (\bar{v}_{Q_i}(h_1) - \bar{v}_{Q_i}(h_2))^2 \right)^{\frac{1}{2}}, \quad (32)$$

where  $h_1, h_2 \in \mathcal{H} = \{h \mid h \text{ is a hyperplane in } \mathbb{R}^d\}$ , and  $\bar{v}_{Q_i}(h_j)$  is the distance from point  $q_i$  in  $Q \subset \mathbb{R}^d$  to  $h_j$  ( $j = 1, 2$ ). Using the similar method, we can show if there is a subset of  $2d + 1$  points in  $Q$  and any  $d + 1$  points in this subset are not on the same hyperplane, then (32) is a metric in  $\mathcal{H}$ .

#### C.1 Matrix Norm Variant

In another variant of  $\mathbf{d}_Q$  we define  $\tilde{v}_{Q_i}(\ell)$  as a *vector* from  $q_i$  to the closest point on  $\ell$ . More specifically, suppose  $\ell$  is in the form (1), then the projection of point  $q_i = (x_i, y_i)$  on  $\ell$  is  $(\tilde{x}_i, \tilde{y}_i) = (x_i \cos^2(\alpha) - y_i \sin(\alpha) \cos(\alpha) - c \sin(\alpha), -x_i \cos(\alpha) \sin(\alpha) + y_i \sin^2(\alpha) - c \cos(\alpha))$ , and we define  $\tilde{v}_{Q_i}(\ell) = (\tilde{x}_i - x_i, \tilde{y}_i - y_i)$  for  $(x_i, y_i) \in Q$ , and an  $n \times 2$  matrix  $V_{Q,\ell} = [\tilde{v}_{Q_1}(\ell); \dots; \tilde{v}_{Q_n}(\ell)]$  where  $\tilde{v}_{Q_i}(\ell)$  is the  $i$ th row of  $V_{Q,\ell}$ . For  $\ell_1, \ell_2 \in \mathcal{L}$  we define the distance between these two lines as

$$\tilde{\mathbf{d}}_Q(\ell_1, \ell_2) := \|V_{Q,\ell_1} - V_{Q,\ell_2}\|_F, \quad (33)$$

where  $\|\cdot\|_F$  is the Frobenius norm of matrices. For (33), we have the following theorem.

► **Theorem 11.** *Suppose in  $Q \subset \mathbb{R}^2$  there are two different points  $q_1$  and  $q_2$ , then  $\tilde{\mathbf{d}}_Q$  is a metric in  $\mathcal{L}$ .*

**Proof.** We only need to show if  $\tilde{\mathbf{d}}_Q(\ell_1, \ell_2) = 0$ , then  $\ell_1 = \ell_2$ .

There are two cases.

(1)  $\tilde{v}_{Q_1}(\ell_1) = (0, 0)$  and  $\tilde{v}_{Q_2}(\ell_1) = (0, 0)$ . From  $\tilde{\mathbf{d}}_Q(\ell_1, \ell_2) = 0$  we know  $\tilde{v}_{Q_1}(\ell_2) = 0$  and  $\tilde{v}_{Q_2}(\ell_2) = 0$ , which means  $q_1$  and  $q_2$  are on both  $\ell_1$  and  $\ell_2$ , so  $\ell_1 = \ell_2$ .

(2)  $\tilde{v}_{Q_1}(\ell_1) \neq (0, 0)$  or  $\tilde{v}_{Q_2}(\ell_1) \neq (0, 0)$ . In this case, without loss of generality we assume  $\tilde{v}_{Q_1}(\ell_1) \neq (0, 0)$ . From  $\tilde{\mathbf{d}}_Q(\ell_1, \ell_2) = 0$  we have  $\tilde{v}_{Q_1}(\ell_2) = \tilde{v}_{Q_1}(\ell_1) \neq (0, 0)$ , so introducing the notation  $(\tilde{x}_i - x_i, \tilde{y}_i - y_i) = \tilde{v}_{Q_1}(\ell_1)$ , we know  $(\tilde{x}_i, \tilde{y}_i)$  is on  $\ell_1$  and  $\ell_2$ , and  $\tilde{v}_{Q_1}(\ell_1)$  is the normal direction of  $\ell_1$  and  $\ell_2$ . Since a point and a normal direction can uniquely determine a line, we have  $\ell_1 = \ell_2$ .  $\blacktriangleleft$

**Remark.** Definition (33) can be generalized to hyperplanes in  $\mathbb{R}^d$ :

$$\tilde{\mathbf{d}}_Q(h_1, h_2) := \|V_{Q, h_1} - V_{Q, h_2}\|_F, \quad (34)$$

where  $h_1, h_2 \in \mathcal{H} = \{h \mid h \text{ is a hyperplane in } \mathbb{R}^d\}$ , and  $V_{Q, h_j}$  ( $j = 1, 2$ ) is an  $n \times d$  matrix with each row being a projection vector from a point in  $Q$  to  $h_j$ . Using the similar method, we can show if there are  $d$  different points in  $Q$ , then (34) is a metric in  $\mathcal{H}$ .

## D The Mean of Lines with Orientation

Suppose  $Q = \{q_1, q_2, \dots, q_n\} \subset \mathbb{R}^2$  where  $q_i$  has coordinates  $(x_i, y_i)$  for  $1 \leq i \leq n$ , and  $\mathcal{L}_o = \{\ell : ax + by + c = 0 \mid a, b, c \in \mathbb{R}, a^2 + b^2 = 1\}$  is the collection of all oriented lines in  $\mathbb{R}^2$ . In  $\mathcal{L}_o$ ,  $ax + by + c = 0$  and  $-ax - by - c = 0$  are two lines with different orientations. For  $\ell \in \mathcal{L}_o$  with the expression  $ax + by + c = 0$ , let  $v_{Q_i}(\ell) = ax_i + by_i + c$ , and  $v_Q(\ell) = (v_{Q_1}(\ell), v_{Q_2}(\ell), \dots, v_{Q_n}(\ell))$ . For two lines  $\ell_1, \ell_2$  in  $\mathcal{L}_o$ , we can now define

$$\mathbf{d}_Q(\ell_1, \ell_2) = \left\| \frac{1}{\sqrt{n}}(v_Q(\ell_1) - v_Q(\ell_2)) \right\| = \left( \sum_{i=1}^n \frac{1}{n} (v_{Q_i}(\ell_1) - v_{Q_i}(\ell_2))^2 \right)^{\frac{1}{2}}.$$

Obviously, if there are three non-collinear points in  $Q$ , then  $\mathbf{d}_Q$  is a metric in  $\mathcal{L}_o$ , and it is easy to show  $\mathbf{d}_Q(\ell_1, \ell_2)$  is rotation-and-shift invariant. For a collection of oriented lines  $L = \{\ell_1, \dots, \ell_m\} \subset \mathcal{L}_o$ , we can define its mean as

$$\mu(L) = \arg \min_{\ell \in \mathcal{L}_o} \sum_{i=1}^m (\mathbf{d}_Q(\ell, \ell_i))^2. \quad (35)$$

For fixed  $L \subset \mathcal{L}_o$ ,  $\mu(L)$  may be not unique, but we can use the following method to find all  $\ell \in \mathcal{L}_o$  that can minimize the objective function in (35).

Suppose  $\ell_i \in L$  has the expression  $a_i x + b_i y + c_i = 0$ , and  $d_{i,j} = a_i x_j + b_i y_j + c_i$ . Our goal is to find  $a, b, c \in \mathbb{R}$  to minimize the following function

$$f(a, b, c) = \sum_{i=1}^m \sum_{j=1}^n (ax_j + b_i y_j + c - d_{i,j})^2, \quad (36)$$

under the constraint  $a^2 + b^2 = 1$ .

If we introduce the following notations:

$$\begin{aligned} X &= \sum_{j=1}^n x_j, & X_2 &= \sum_{j=1}^n x_j^2, & X_D &= \sum_{i=1}^m \sum_{j=1}^n x_j d_{i,j}, & D &= \sum_{i=1}^m \sum_{j=1}^n d_{i,j}, & X_Y &= \sum_{j=1}^n x_j y_j, \\ Y &= \sum_{j=1}^n y_j, & Y_2 &= \sum_{j=1}^n y_j^2, & Y_D &= \sum_{i=1}^m \sum_{j=1}^n y_j d_{i,j}, & D_2 &= \sum_{i=1}^m \sum_{j=1}^n d_{i,j}^2, \end{aligned}$$

then (36) can be rewritten as

$$f(a, b, c) = mX_2a^2 + mY_2b^2 + mnc^2 + 2mX_Yab + 2mXac + 2mYbc - 2X_Da - 2Y_Db - 2Dc + D_2.$$

Since  $f(a, b, c)$  is a quadratic function about  $c$  and there is no constraint for  $c$ , we know when  $c = c_* := -\frac{1}{mn}(amX + bmY - D)$ ,  $f(a, b, c)$  can achieve its minimum value

$$f(a, b, c_*) = \alpha_1 a^2 + \alpha_2 b^2 + \alpha_3 ab + \alpha_4 a + \alpha_5 b + \alpha_6,$$

where  $\alpha_1 = mX_2 - \frac{m}{n}X^2$ ,  $\alpha_2 = mY_2 - \frac{m}{n}Y^2$ ,  $\alpha_3 = 2mX_Y - \frac{2mXY}{n}$ ,  $\alpha_4 = \frac{2DX}{n} - 2X_D$ ,  $\alpha_5 = \frac{2DY}{n} - 2Y_D$ , and  $\alpha_6 = D_2 - \frac{D^2}{mn}$ . So, we only need to find  $a, b \in \mathbb{R}$ , s.t.  $a^2 + b^2 = 1$ , to minimize the following function

$$\hat{f}(a, b) = \alpha_1 a^2 + \alpha_2 b^2 + \alpha_3 ab + \alpha_4 a + \alpha_5 b. \quad (37)$$

If we introduce the matrix

$$A = \begin{pmatrix} \alpha_1 & \frac{\alpha_3}{2} \\ \frac{\alpha_3}{2} & \alpha_2 \end{pmatrix},$$

then (37) can be rewritten as

$$\hat{f}(a, b) = [a, b]A[a, b]^T + [\alpha_4, \alpha_5][a, b]^T.$$

Since  $A$  is a real symmetric matrix, we can assume the eigenvalue decomposition of  $A$  is  $A = P\Lambda P^T$ . Let  $\Lambda = \text{diag}(e_1, e_2)$ ,  $[e_3, e_4] = [\alpha_4, \alpha_5]P$  and  $[\tilde{a}, \tilde{b}]^T = P^T[a, b]^T$ , then we only need to minimize

$$\tilde{f}(\tilde{a}, \tilde{b}) := \hat{f}(a, b) = [\tilde{a}, \tilde{b}]\Lambda[\tilde{a}, \tilde{b}]^T + [\alpha_4, \alpha_5]P[\tilde{a}, \tilde{b}]^T = e_1 \tilde{a}^2 + e_2 \tilde{b}^2 + e_3 \tilde{a} + e_4 \tilde{b}, \quad (38)$$

under the constraint  $\tilde{a}^2 + \tilde{b}^2 = 1$ . Thus, we can use Lagrangian multiplier method to solve this optimization problem.

Defining  $g(\tilde{a}, \tilde{b}, \lambda) = \tilde{f}(\tilde{a}, \tilde{b}) + \lambda(\tilde{a}^2 + \tilde{b}^2 - 1)$ , we know  $(\tilde{a}, \tilde{b})$  can minimize the the objective function (38) under the constraint  $\tilde{a}^2 + \tilde{b}^2 = 1$ , only if  $(\tilde{a}, \tilde{b}, \lambda)$  is the solution of the following system:

$$\begin{cases} \partial_{\tilde{a}} g = 2e_1 \tilde{a} + e_3 + 2\lambda \tilde{a} = 0, \\ \partial_{\tilde{b}} g = 2e_2 \tilde{b} + e_4 + 2\lambda \tilde{b} = 0, \\ \partial_{\lambda} g = \tilde{a}^2 + \tilde{b}^2 - 1 = 0. \end{cases} \quad (39)$$

From the first two equations in (39), we have  $\tilde{a} = \frac{-e_3}{2e_1 + 2\lambda}$  and  $\tilde{b} = \frac{-e_4}{2e_2 + 2\lambda}$  (if  $e_3$  or  $e_4$  is zero, we need to discuss whether  $2e_1 + 2\lambda$  or  $2e_2 + 2\lambda$  is zero). Plugging these two expressions into the third equation in (39), we obtain

$$\left( \frac{e_3}{2e_1 + 2\lambda} \right)^2 + \left( \frac{e_4}{2e_2 + 2\lambda} \right)^2 = 1. \quad (40)$$

Since (40) is a biquadratic equation, it has closed form solutions. We can use the formula to obtain all the real solutions of (40), and then obtain the corresponding  $(\tilde{a}, \tilde{b})$ . So, we can choose the real solution of (39) that can minimize (38) as the solution of this optimization problem. From  $(\tilde{a}, \tilde{b})$  we can obtain  $(a, b, c)$ , and thus the mean of a collection of oriented lines.

**Remark.** In the high dimensional space, we can also introduce the similar concept: hyperplanes with orientation, and define the data dependent distance between two oriented hyperplanes, and the mean of a collection of oriented planes based on this distance. The method to compute the mean of hyperplanes is similar, and the only difference is (40) will become an equation of higher degree. Although there is no closed form for the root of high-order polynomial, we can view a polynomial as the characteristic polynomial of some matrix, and compute the eigenvalues of this matrix as the roots of the given polynomial, and there are standard algorithms to compute the eigenvalues of a matrix.



## E Elaborated Algorithmic Applications

Here we elaborate on some of the mentioned algorithm applications of  $\mathbf{d}_Q$  and its stability.

### E.1 Multi-Modality Detection

There are many scenarios in which one may generate a large set of possible regressions. One may run various algorithms, or use many parameters for one algorithm, each generating a separate regression. Or to understand the variance inherent in the data, bootstrapping is a common technique. In this setting, from a data set  $Q \subset \mathbb{R}^d$  of size  $n$ , one randomly samples  $m$  data sets  $X_1, X_2, \dots, X_m$ , each of size  $n$  from  $Q$  with replacement. Then for each data set  $X_i$ , we run a regression formulation to generate a hyperplane  $h_i$ . This induces a set  $H = \{h_1, \dots, h_m\}$  of hyperplanes.

Since the distance between two hyperplanes has been defined and is a metric, we can run  $k$ -center clustering (for instance with Gonzalez algorithm [20]) on the set  $\{h_1, \dots, h_m\}$ . Then use “elbow method” to find the appropriate value of  $k$ : if the cost (in this case the largest distance from some  $h_i$  to the representative center regressor) drops dramatically up until the  $k$ th center is found, and then it levels off as more centers are added, it implies there are probably  $k$  natural clusters. If the appropriate value of  $k$  is greater than 1, it implies multi-modality in  $Q$  with respect to linear models

For example, in Figure 4, suppose  $Q$  is a set of  $n$  points in  $\mathbb{R}^2$ , and some points in  $Q$  are around the line  $\ell$ , but others are around the line  $\ell'$ . For a set of bootstrapped samples  $X_1, X_2, \dots$  from  $Q$ , we would expect some robust regression algorithms would fit  $\ell_i$  to  $X_i$  so  $\ell_i$  is close to  $\ell$ , and for other  $\ell_j$  fit to  $X_j$  so that  $\ell_j$  would be closer to  $\ell'$ . Then likely running the elbow technique on this set of  $\{\ell_i\}_{i \in [1, m]}$  would result in an estimate of  $k = 2$ , indicating multi-modality.

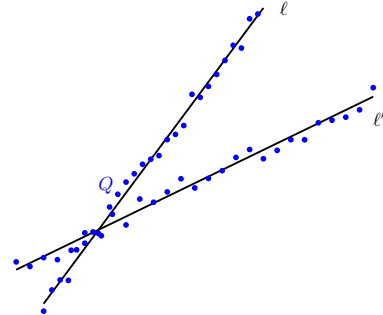


Figure 4 Multi-modality in regression.

In this process, if  $Q$  is very large, we can use the methods in Section 4 to compute  $\mathbf{d}_Q$  approximately, and the clustering should still be accurate enough to distinguish multimodality (Gonzalez only provides a 2-approximation regardless).

### E.2 Kernel Density Estimates

Another option is to directly build a kernel density estimate over these regressors  $H = \{h_1, h_2, \dots, h_m\}$ . For instance, we can define a Gaussian-type kernel  $K(h_1, h_2) = \exp(-\mathbf{d}_Q(h_1, h_2)^2)/Z$  using  $\mathbf{d}_Q$  as the underlying metric, and with an appropriate normalization constant  $Z$ . Then for any regressor  $h$ , the kernel density estimate is defined  $\text{KDE}_H(h) = \frac{1}{|H|} \sum_{h_i \in H} K(h, h_i)$ .

The constant VC-dimension of the metric balls of  $\mathbf{d}_Q$  from Theorem 3 indicates that despite the complex nature of this distance and high-dimensional embedding, this may indeed be feasible. For instance, Joshi *et al.* [21] considered kernels where the range space defined by superlevel sets of any kernel have bounded VC-dimension  $\nu$ . Then for a data set  $X$ , a random sample  $Y \subset X$  of size  $O(\frac{1}{\varepsilon^2}(\nu + \log \frac{1}{\delta}))$  approximates the  $\text{KDE}_X$  at any evaluation point so that  $|\text{KDE}_X(x) - \text{KDE}_Y(x)| \leq \varepsilon$ , with probability at least  $1 - \delta$ . In the case of our  $\mathbf{d}_Q$  based kernels, by Theorem 3 it indicates that a random sample  $J \subset H$  of size  $O(\frac{1}{\varepsilon^2}(d^2 + \log \frac{1}{\delta}))$  (with normalization factor  $Z = 1$ ) is sufficient so that with probability at least  $1 - \delta$ , then for any evaluation regressor  $h$  that  $|\text{KDE}_H(h) - \text{KDE}_J(h)| \leq \varepsilon$ . Alternatively, if  $H$  represents the set

of *all* possible bootstrapped samples, then we only need to generate  $m = O(\frac{1}{\varepsilon^2}(d^2 + \log \frac{1}{\delta}))$  point sets and hyperplanes  $J$  to get a  $\varepsilon$ -approximate estimate of this density. Then we can run a mode detection algorithm [5] to determine the modality.

### E.3 Coreset Evaluation in Regression

Given a finite point set  $Q \subset \mathbb{R}^d$ , the linear regression problem can usually be formalize as: finding  $h \in \mathcal{H} = \{h \mid h \text{ is a hyperplane in } \mathbb{R}^d\}$  to minimize  $\text{cost}(Q, h)$ , where the cost function depends on different regression models.

Using a coreset  $\hat{Q}$  as a replacement of  $Q$  can simplify the computation when  $Q$  is very large. A  $\varepsilon$ -coreset [13, 16] for  $Q$  is a set  $\hat{Q} \subset \mathbb{R}^d$  such that  $(1 - \varepsilon)\text{cost}(Q, h) \leq \text{cost}(\hat{Q}, h) \leq (1 + \varepsilon)\text{cost}(Q, h)$ , for all  $h \in \mathcal{H}$ . Suppose  $h^* = \arg \min_{h \in \mathcal{H}} \text{cost}(Q, h)$ , and  $\hat{h} = \arg \min_{h \in \mathcal{H}} \text{cost}(\hat{Q}, h)$ . We can use  $\text{cost}(Q, \hat{h}) - \text{cost}(Q, h^*)$  to evaluate how well the coreset  $\hat{Q}$  approximates  $Q$ .

However, suppose  $\hat{Q}_1$  and  $\hat{Q}_2$  are two  $\varepsilon$ -coresets of  $Q$ , and  $h_1 = \arg \min_{h \in \mathcal{H}} \text{cost}(\hat{Q}_1, h)$ ,  $h_2 = \arg \min_{h \in \mathcal{H}} \text{cost}(\hat{Q}_2, h)$ . If  $\text{cost}(Q, h_1) - \text{cost}(Q, h^*)$  and  $\text{cost}(Q, h_2) - \text{cost}(Q, h^*)$  are very close to each other, which one is a better coreset,  $\hat{Q}_1$  or  $\hat{Q}_2$ ? In this situation, we can directly compare  $d_Q(h^*, h_1)$  and  $d_Q(h^*, h_2)$ . If  $d_Q(h^*, h_1) < d_Q(h^*, h_2)$ , then it means  $\hat{Q}_1$  does a better job of inducing a model  $h_1$  that fits the full data more similarly to how  $h^*$  would than  $h_2$  resulting from  $\hat{Q}_2$ . This provides a more fine-grained method to evaluate coresets; it describes not just how well they fit the data, but also how similar it is to how an optimal classifier would fit the same data. With other distance measures, this sort of analysis was not available.