

# **Designing a cost-time-quality-efficient grinding process using MODM methods**

Meysam Mahjoob

Department of Industrial and Systems Engineering, Fouman Faculty of Engineering, College of Engineering,  
University of Tehran, Fouman, Iran

Email: mahjoob\_m@ut.ac.ir

## **Abstract**

In this paper a multi-objective mathematical model has been used to optimize grinding parameters include workpiece speed, depth of cut and wheel speed which highly affect the final surface quality. The mathematical model of the optimization problem consists of three conflict objective functions subject to wheel wear and production rate constraints. Exact methods can solve the NLP model in few seconds, therefore using Meta-heuristic algorithms which provide near optimal solutions in not suitable. Considering this, five Multi-Objective Decision Making methods have been used to solve the multi-objective mathematical model using GAMS software to achieve the optimal parameters of the grinding process. The Multi-Objective Decision Making methods provide different effective solutions where the decision maker can choose each solution in different situations. Different criteria have been considered to evaluate the performance of the five Multi-Objective Decision Making methods. Also, Technique for Order of Preference by Similarity to Ideal Solution method has been used to obtain the priority of each method and determine which Multi-Objective Decision Making method performs better considering all criteria simultaneously. The results indicated that Weighted Sum Method and Goal programming method are the best Multi-Objective Decision Making methods. The Weighted Sum Method and Goal programming provided solutions which are competitive to each other. In addition, these methods obtained solutions which have minimum grinding time, cost and surface roughness among other Multi-Objective Decision Making methods.

**Keywords:** Multi-objective; Grinding; MODM; TOPSIS; Multi-objective Decision Making

## 1. Introduction

To decrease production costs and machining time and to improve the surface quality of machined products, it is important to achieve optimal values of the grinding process parameters include workpiece speed, depth of cut and wheel speed (Khalilpourazari and Khalilpourazary 2018b, Khalilpourazary et al. 2011, Dadvand et al. 2012, Khalilpourazary and Meshkat 2014, Khalilpourazary et al. 2011, Zareh-Desari et al. 2015, Khalilpourazary et al. 2011, Khalilpourazary 2018, Khalilpourazary and Payam 2016. For this purpose, many researches paid attention to optimization problem of the grinding process.

Baskar et al. (2004) proposed ant colony-based optimization approach to optimize of the grinding parameters using a multi-objective model with a weighted approach under thermal damage, wheel wear parameter, surface finish and tool stiffness constraints. They compared the results with Quadratic programming (QP) and Genetic Algorithm (GA) presented in previous researches. They showed that the ant colony-based optimization method performs better in solving the grinding process optimization problem. Saravanan et al. (2002) proposed a new Genetic Algorithm (GA) solution method to solve the weighted objective function of the grinding optimization problem. The results declared that their approach is a robust and easy method comparing to the previous researches. More researches in optimization of the grinding process include Malkin et al. (1980), Slowik and Slowik (2008), Krishna (2007), Rabiei et al. (2015) Zhang et al. (2014), Kwak (2005), Kahhal et al. (2013), Kwak and Kim (2006), Yusup et al. (2012), Ben Fredj and Amamou (2006), Lin and Li (2008), Lee et al. (2011), Mukherjee and Ray (2008), Khalilpourazari and Khalilpourazari (2017), Khalilpourazari and Khalilpourazary (2016), Khalilpourazari and Khalilpourazary (2018a). Diverse optimization methods suggested to consider the effect of the grinding parameters such as wheel speed, workpiece speed, depth of dressing, lead of dressing on the manufactured products. Gholami and Azizi (2014) presented a non-dominated sorting genetic algorithm (NSGA II) to obtain the optimal values of workpiece speed, wheel speed and depth of cut in the grinding process. They presented different Pareto solutions for the multi objective optimization problem which can be selected by the decision maker in different situations.

Almost all of previous researches combined the objective functions to build a single weighted objective function to optimize the grinding parameters. Combining the multiple objective functions to create a single objective function may lead to significant deviations in obtaining the optimal values of the decision variables and the quality of the solution. In addition, the quality of the solutions strongly depends on the weight assigned to each objective function, where finding suitable weights for each objective function is another complex decision. Also, exact methods can solve the NLP model of the grinding process in few seconds. Therefore, using Meta-heuristic algorithms which provide near optimal solutions is not suitable. There are many other solution methods which handle multi objective optimization problems such as multi-objective decision making (MODM) methods.

As mentioned above, finding suitable weights for each objective function is a complex decision. Gholami and Azizi (2014) used NSGA-II algorithm to solve the multi objective model of the grinding process. They present different pareto solutions where the decision maker can choose each one in different situations. But, as mentioned above where the problem is not complex, the exact methods can solve the problem in few seconds. Therefore, five multi-objective decision making (MODM) methods have been used to solve the multi objective mathematical model of the problem using GAMS software which provides exact solution for optimization problems. The solution obtained by each method is an effective solution of the optimization problem and the decision maker can choose each MODM method in different situations. In addition, MODM methods can provide better solutions than meta-heuristic algorithms such as NSGA-II, MOPSO and etc. At the end we compared the performance of the MODM methods using different criteria include objective functions value and CPU-Time. Technique for order of Preference by Similarity to Ideal Solution (TOPSIS) method has been used to determine the best MODM method in solving the multi-objective mathematical model of the grinding process.

## **2. Mathematical model**

We used the multi objective mathematical model of the grinding parameters proposed by Gholami and Azizi (2014). The mathematical model of the problem includes three objective functions, a non-linear constraint and upper and lower bounds for the decision variables. In this research the following notation has been used:

$M_c$  : Cost per hour of labor and administration (\$/h)

$p$ : Number of workpiece loaded on the table

$L_w$  : Length of workpiece (mm)

$L_e$  : Empty length of grinding (mm)

$b_w$  : Width of workpiece (mm)

$b_e$  : Empty width of grinding (mm)

$f_b$  : Cross feed rate (mm/pass)

$a_w$  : Total thickness of cut (mm)

$a_p$  : Down feed of grinding (mm/pass)

$S_p$  : Number of spark out grinding (pass)

$d_e$  : Diameter of wheel (mm)

$b_s$  : Width of wheel (mm)

G: Grinding ratio

$S_d$  : Distance of wheel idling (mm)

$V_r$  : Speed of wheel idling (mm/min)

$t_i$  : Time of loading and unloading workpiece (min)

$t_{ch}$  : Time of adjusting machine tool (min)

$N_d$  : Total number of piece to be grouped during the life of dressing

$N_t$  : Batch size of workpiece

$N_{td}$  : Total number of workpiece to be grouped during the life of dressing

$C_d$  : Cost of dressing (\$)

$C_s$  : Cost of wheel per  $mm^3$  (\$/ $mm^3$ )

$C_T$  : Production cost (\$)

$R_a$  : Surface roughness ( $\mu m$ )

Doc: Depth of dressing (mm)

$L$  : Lead of dressing (mm/rev)

$WRP$  : Workpiece removal parameters ( $mm^3$ /min N)

$WWP$  : Wheel wear parameter (mm<sup>3</sup>/min N)

$T$  : Total grinding time

$N_p$  : Number of passes

$t_m$  : Time of machining (min)

$t_a$  : Time of workpiece approach (min)

$V_s$  : Wheel speed (m/min)

$t_e$  : Extra workpiece path time (min)

$V_w$  : Work piece speed (m/min)

As in Gholami and Azizi (2014), the mathematical model of the problem can be represent as:

$$\text{Min } R_a = 4.456V_w^{0.229} .a_w^{-1.649} .V_s^{-0.964} \quad (1)$$

$$MinT = \frac{N_p \times L_w}{V_w} + t_{ch} + t_i + \frac{L_e}{V_w} + \frac{L_e}{V_w} \quad (2)$$

$$MinC_T = \frac{M_c}{60p} \left( \frac{L_w + L_e}{1000V_w} \right) \left( \frac{b_w + b_e}{f_b} \right) \left( \frac{a_w}{a_p} + S_p + \frac{a_w b_w L_w}{\pi D_e b_s a_p G} \right) + \frac{M_c}{60p} \left( \frac{S_d}{V_r} + t_1 \right) + \frac{M_c}{60} \frac{t_{ch}}{N_t} + \frac{M_c}{60p} \frac{1}{N_d} \frac{\pi D_e b_s}{1000LV_s} + C_s \left( \frac{a_w b_w L_w}{pG} + \frac{\pi Doc b_s D_e}{pN_d} \right) + \left( \frac{C_d}{pN_{td}} \right) \quad (3)$$

Subject to

$$WRP = 94.4 \frac{\left( \frac{2Doc}{3L} + 1 \right) L^{11/19} \left( \frac{V_w}{V_s} \right)^{3/19} V_s}{D_e^{43/304} VOL^{0.47} d_g^{5/38} R_c^{27/19}} \quad (4)$$

$$WWP = \frac{K_a a_p d_g^{5/38} R_c^{27/19}}{D_e^{(1.2/VOL-43/304)} VOL^{0.38}} \frac{\left( 1 + \frac{Doc}{L} \right) L^{27/19} \left( \frac{V_s}{V_w} \right)^{3/19} V_w}{\left( 1 + \frac{2Doc}{3L} \right)} \quad (5)$$

$$G \leq WRP / WWP \quad (6)$$

$$1000 \leq V_s \leq 3000 \quad (7)$$

$$10 \leq V_w \leq 50 \quad (8)$$

$$0.04 \leq a_w \leq 0.12 \quad (9)$$

The aims of equations (1-3) are to minimize the production costs, grinding time and surface roughness simultaneously. Inequality (6) determines the wheel wear constraint and inequalities (7-9) indicates the upper and lower bounds of each decision variables.

### 3. Solution methods

The mathematical model developed in the previous section is a constraint bi-objective mixed integer linear programming (MILP) model. The optimal solution of the developed bi-objective model is an ideal solution which minimizes both objective functions simultaneously. Since, the

objective functions are in conflict such a solution does not exist (Khalilpourazari et al. (2018); Khalilpourazari and Pasandideh 2018; Khalilpourazari and Pasandideh 2016). In these cases, the multi-objective solution methods should be utilized to solve the model. In this paper five MODM methods presented by Hwang and Masud (1979) utilized to solve the multi objective optimization model of the grinding process. As in Khalilpourazari and Khamseh (2017), Fazli-Khalaf et al. (2017) and Pasandideh et al. (2015) five MODM methods are defined as following:

### 3. 1. Individual optimization method

This method considers each objective function separately, solves the optimization problem and obtains the optimal solution. This method is based on this concept that the optimal solution of each objective function is an effective solution for the multi-objective optimization problem.

### 3. 2. Lp-Metric method

This method is based on the concept of minimizing the digression between objective functions and their ideal solution obtained by individual optimization method. Equation (10) describes the Lp-Metric method. Minimization type objective functions must be converted to maximization type.

$$Min D = \left( \sum_{i=1}^n \left( \frac{f_i^* - f_i}{f_i^*} \right)^r \right)^{\frac{1}{r}} \quad (10)$$

### 3. 3. Weighted sum method (WSM)

Weighted sum method (WSM) method, a positive weight is assigned to each objective function.

The assigned weights to objective functions must satisfy the  $\sum_{i=1}^n w_i f_i = 1$  constraint. The goal is to minimize the combined objective function which is weighted sum of the objective functions is as following:

$$Max U (f_1, f_2, \dots, f_n) = \sum_{i=1}^n w_i f_i \quad (11)$$

### 3. 4. Max-Min method

The purpose of Max-Min method is to maximize the minimum values of objective functions divided to their ideal solutions. The equation (12) indicates the mathematical model of the method.

$$Max \left( Min \left( \frac{f_1}{f_1^*}, \frac{f_2}{f_2^*}, \dots, \frac{f_n}{f_n^*} \right) \right) \quad (12)$$

### 3. 5. Goal attainment method

The Goal attainment method aims to find solutions for each objective functions which minimizes a weighted deviation of objective function values with their related ideal solution. The assigned weights to deviations in objective functions must satisfy the  $\sum_i w_i = 1$  constraint. The mathematical model of the problem is as follows:

$$\begin{aligned} &Min \ Z \\ &s.t. : \\ &f_i + w_i Z \geq f_i^* \quad ; \quad \forall i \end{aligned} \quad (13)$$

### 3. 6. Goal programming method

In Goal Programming method the aim is to find a solution which minimizes the positive or negative deviations between objective functions and their relevant ideal solutions. Equation (14) defines the mathematical model of the Goal Programming method.

$$\begin{aligned} &Min \ \sum_{i=1}^n a_i g_i (d_i^+, d_i^-) \\ &s.t. \\ &f_i - d_i^+ + d_i^- = f_i^* \quad ; \forall i \\ &d_i^+ \geq 0, d_i^- \geq 0 \quad ; \forall i \end{aligned} \quad (14)$$

## 4. Experimental example



Gholami and Azizi (2014) used nine billets of the 1.2080 steel with  $30 \times 20 \times 10$  mm dimensions to perform the grinding process. The material of abrasive grinding wheel has been selected from aluminum oxide. In order to dress the grinding wheel a single point diamond dresser has been utilized. To optimize the grinding process the values of the input parameters have been selected as Gholami and Azizi (2014) in Table 1.

Table 1: Values of the parameters

$M_c$	p	$L_e$	$L_w$	$b_w$	$b_e$	$f_b$	G	$N_{td}$	$d_e$	$V_{wmin}$	$V_{wmax}$
30	1	15	30	20	10	2	60	2000	500	10	50
$C_T^*$	$R_c$	$t_e$	$V_r$	$t_i$	$t_{ch}$	$N_d$	$N_t$	$N_p$	$C_d$	$a_{wmin}$	$a_{wmax}$
3	58	0.02	25	2	20	4	4	4	75	0.04	0.12
$t_a$	$s_p$	$b_s$	Doc	L	$K_a$	vol	$d_g$	$S_d$	$C_s$	$V_{smin}$	$V_{smax}$
0.02	3	50	0.02	0.02	0.0869	6.99	0.3	10	0.003	1000	3000

Five MODM methods presented above to optimize the grinding parameters have been applied to achieve the best finish surface, minimum grinding cost and time using GAMS software. For this purpose, a computer with i7 CPU and 8GB of ram has been utilized. Different criteria have been considered to evaluate the performance of the five MODM methods such as objective function values and CPU-Time (Khalilpourazari and Mohammadi 2016).

#### 4.1. Objective functions value

The three objective functions value have been considered as three different criteria to compare the MODM methods in term of ability to achieve the best optimal solution (Khalilpourazari and Pasandideh 2017; Khalilpourazari and Khalilpourazary 2017).

#### 4.2. CPU-Time

CPU-Time criterion is another important factor to compare the MODM methods in term of time needed to solve the multi-objective optimization problem (Khalilpourazari et al. 2016; Pasandideh and Khalilpourazari 2018; Mohammadi and Khalilpourazari 2017).

The result of solving the optimization problem using five MODM methods is presented in Table 2.

Table 2: Results of MODM methods

Method	$V_w$	$V_s$	$a_w$	$R_a$	T	$C_T$	CPU-Time
Individual optimization method	-----	-----	-----	0.111	25	5.336	-----
Lp-Metric	31.60	3000	0.12	0.144	26.7	5.656	0.100
Max-Min	10	1000	0.109	0.375	37	7.149	0.270
Goal attainment	10	1000	0.047	1.508	37	6.733	0.110
WSM	50	3000	0.12	0.16	25	5.445	0.094
Goal programming	50	3000	0.12	0.16	25	5.445	0.098

As in Table 2 each solution obtained by each MODM method is an effective solution for the optimization problem. Each solution can be preferred by the decision maker in different situations. For example if the importance of the surface quality is higher for the decision maker, he/she will choose the Lp-Metric method which obtains a solution with the minimum  $R_a$  comparing to other methods. Figs. 1, 2 and 3 show the objective functions value obtained by each MODM method. Fig. 4 depicts the CPU-Time of the MODM methods.

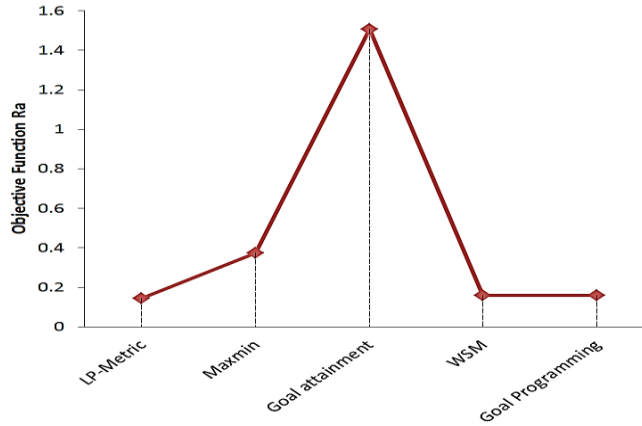


Fig. 1: Minimum surface roughness achieved by MODM methods

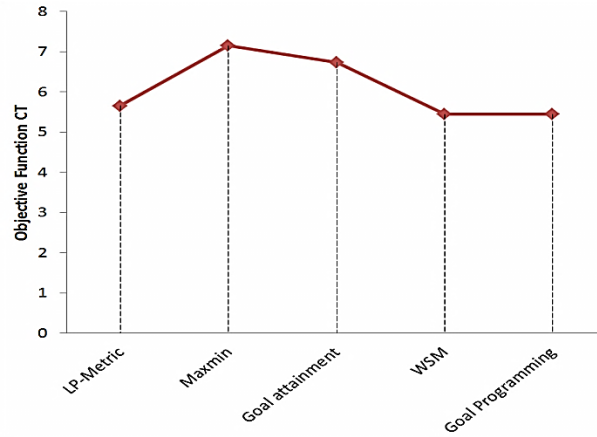


Fig. 2: Minimum production cost obtained using each MODM method

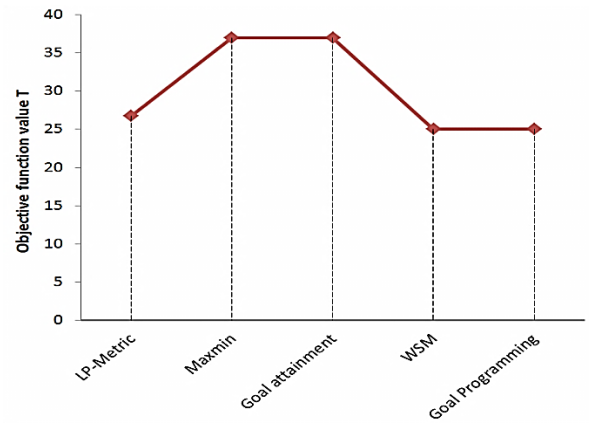


Fig. 3: Minimum total grinding time gained by MODM methods

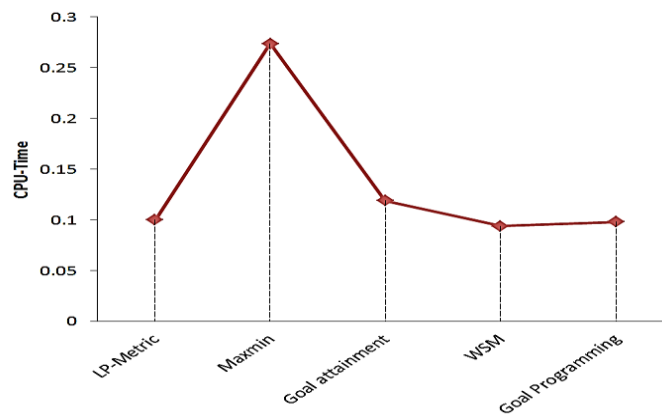


Fig. 4: CPU-Time of each MODM method

## 5. Comparing MODM methods using TOPSIS method

In order to compare MODM methods, we must build the decision matrix as Table 3.

Table 3: Decision Matrix

Method	$R_a$	T	$C_T$	CPU-Time
Lp-Metric	0.144	26.7	5.656	0.100
Max-Min	0.375	37	7.149	0.270
Goal attainment	1.508	37	6.733	0.110
WSM	0.16	25	5.445	0.094
Goal programming	0.16	25	5.445	0.098

### 5.1. TOPSIS method

Technique for order of Preference by Similarity to Ideal Solution (TOPSIS) method proposed by Hwang and Yoon (1981). The concept of TOPSIS method is based on selection of an alternative which has longest (shortest) distance from the negative (positive) ideal solution. TOPSIS method has been applied to determine the best MODM method in solving the multi-objective optimization problem. As objective functions value are more important to us than CPU-Time, we allocated the 80% weight for objective functions criteria and 20% weight for CPU-Time criterion. The weight of each criterion is given in Table 4.

Table 4: Weights of the criteria

Method	$R_a$	T	$C_T$	CPU-Time
Weight $_j$	0.266	0.266	0.266	0.20

First we need to normalize the decision matrix using Euclidean Norm:

$$n_{ij} = \frac{r_{ij}}{\sqrt{\sum_i r_{ij}^2}} \quad (37)$$

Where  $r$  is the decision matrix and  $n$  is normalized decision matrix using Euclidean Norm.  $i$  is the MODM methods and  $j$  is the criterion index. According to equation (38) to obtain weighted normalized decision matrix, Weight  $_j$  should multiply by normalized decision matrix.

$$\text{weighted normalized matrix} = [v_{ij}]_{m \times n}, \quad v_{ij} = \text{Weight}_j \times n_{ij} \quad (38)$$

Where,  $\text{Weight}_j$  is the weight of each MODM method. Therefore, we can determine the ideal positive solution and the ideal negative solution as following:

$$\text{idealsolution}^+ = \{\max_i v_{ij} : j \in j^+, \min_i v_{ij} : j \in j^-\} \quad (39)$$

$$\text{idealsolution}^- = \{\max_i v_{ij} : j \in j^-, \min_i v_{ij} : j \in j^+\} \quad (40)$$

Distance from the positive and negative ideal solutions for each MODM method have been calculated using below formulas:

$$d_i^+ = \sqrt{\sum_{j=1}^n (v_{ij} - \text{idealsolution}^+)^2} \quad (41)$$

$$d_i^- = \sqrt{\sum_{j=1}^n (v_{ij} - \text{idealsolution}^-)^2} \quad (42)$$

Equation (43) presents the Similarity ratio formula.

$$S_i^+ = \frac{d_i^-}{d_i^- + d_i^+} \quad (43)$$

The results achieved from TOPSIS method are presented in Table 5.

Table 5: Results of using TOPSIS method

Similarity ratio	Lp-Metric	Max-Min	Goal attainment	WSM	Goal programming
$S_i^+$	0.9677	0.6037	0.2876	0.9896	0.9861

The MODM method with larger similarity ratio performs better in solving the mathematical model of the multi-objective optimization problem of the grinding process. Table 6 presents five MODM methods ranked according to their similarity ratio.

Table 6: MODM methods ranking

Method	Rank
Lp-Metric	3
Max-Min	4
Goal attainment	5
WSM	1
Goal programming	2

The results indicate that the WSM is the best solution method of the multi-objective optimization problem. Also Goal programming performs significantly better than other MODM methods in solving optimization problem of the grinding process.

## 6. Conclusion

In this paper a multi objective mathematical model have been used to optimize the grinding parameters in an experimental case study to achieve best possible grinding surface, minimum production time and cost. Combining objective functions using weighted approaches may lead to significant deviations in obtaining the optimal values of the decision variables and the quality of the solution. To avoid this, we used five different MODM methods to solve the multi objective optimization problem. Different criteria have been considered to compare the MODM methods such as objective functions value and CPU-Time. The results indicated that the solutions obtained by each MODM method is an effective solution for the multi objective model and the decision maker can choose each MODM method in different situations. TOPSIS method has been utilized to determine the best MODM method considering comparing criteria simultaneously. The results indicated that the WSM and Goal programming methods are the best MODM methods in solving multi objective optimization problem of the grinding process.

## Reference

- [1] Baskar, N., Saravanan, R., Asokan, P., & Prabhakaran, G. (2004). Ants colony algorithm approach for multi-objective optimisation of surface grinding operations. *The International Journal of Advanced Manufacturing Technology*, 23(5-6), 311-317.
- [2] Fredj, N. B., & Amamou, R. (2006). Ground surface roughness prediction based upon experimental design and neural network models. *The International Journal of Advanced Manufacturing Technology*, 31(1-2), 24-36.
- [3] Khalilpourazary, S., Dadvand, A., Azdast, T., & Sadeghi, M. H. (2011). Design and manufacturing of a straight bevel gear in hot precision forging process using finite volume method and CAD/CAE technology. *The International Journal of Advanced Manufacturing Technology*, 56(1-4), 87-95.
- [4] Dadvand, A., Khoo, B. C., Shervani-Tabar, M. T., & Khalilpourazary, S. (2012). Boundary element analysis of the droplet dynamics induced by spark-generated bubble. *Engineering Analysis with Boundary Elements*, 36(11), 1595-1603.
- [5] Khalilpourazary, S., & Meshkat, S. S. (2014). Investigation of the effects of alumina nanoparticles on spur gear surface roughness and hob tool wear in hobbing process. *The International Journal of Advanced Manufacturing Technology*, 71(9-12), 1599-1610.
- [6] Khalilpourazary, S., Kashtiban, P. M., & Payam, N. (2014). Optimizing turning operation of St37 steel using grey relational analysis. *Journal of Computational & Applied Research in Mechanical Engineering (JCARME)*, 3(2), 135-144.
- [7] Zareh-Desari, B., Abaszadeh-Yakhforvazani, M., & Khalilpourazary, S. (2015). The effect of nanoparticle additives on lubrication performance in deep drawing process: Evaluation of forming load, friction coefficient and surface quality. *International Journal of Precision Engineering and Manufacturing*, 16(5), 929-936.
- [8] Khalilpourazary, S., Abdi Behnagh, R., Mahdavinnejad, R., & Payam, N. (2014). Dissimilar friction stir lap welding of Al-Mg to CuZn34: Application of grey relational analysis for optimizing process parameters. *Journal of Computational & Applied Research in Mechanical Engineering (JCARME)*, 4(1), 81-88.
- [9] Khalilpourazary, S. (2018). A new approach to enhance final surface quality in drilling operation: evaluation of using alumina micro-particle additives on oil-water emulsion cutting fluid. *Journal of Computational & Applied Research in Mechanical Engineering (JCARME)*, 7(2), 223-231.
- [10] Khalilpourazary, S., & Payam, N. (2016). Optimization of the injection molding process of Derlin 500 composite using ANOVA and grey relational analysis. *Journal of Computational & Applied Research in Mechanical Engineering (JCARME)*, 6(1), 39-50.
- [11] Gholami, M. H., & Azizi, M. R. (2014). Constrained grinding optimization for time, cost, and surface roughness using NSGA-II. *The International Journal of Advanced Manufacturing Technology*, 73(5-8), 981-988.
- [12] Hwang, C. L., & Masud, A. S. M. (2012). *Multiple objective decision making—methods and applications: a state-of-the-art survey* (Vol. 164). Springer Science & Business Media.

- [13] Kahhal, P., Brooghani, S. Y. A., & Azodi, H. D. (2013). Multi-objective optimization of sheet metal forming die using genetic algorithm coupled with RSM and FEA. *Journal of failure analysis and prevention*, 13(6), 771-778.
- [14] Krishna, A. G. (2007). Retracted: optimization of surface grinding operations using a differential evolution approach.
- [15] Kwak, J. S. (2005). Application of Taguchi and response surface methodologies for geometric error in surface grinding process. *International journal of machine tools and manufacture*, 45(3), 327-334.
- [16] Kwak, J. S., & Kim, I. K. (2006). Parameter optimization of surface grinding process based on Taguchi and response surface methods. In *Key Engineering Materials* (Vol. 306, pp. 709-714). Trans Tech Publications.
- [17] Rabiei, F., Rahimi, A. R., Hadad, M. J., & Ashrafijou, M. (2015). Performance improvement of minimum quantity lubrication (MQL) technique in surface grinding by modeling and optimization. *Journal of Cleaner Production*, 86, 447-460.
- [18] Saravanan, R., Asokan, P., & Sachidanandam, M. (2002). A multi-objective genetic algorithm (GA) approach for optimization of surface grinding operations. *International journal of machine tools and manufacture*, 42(12), 1327-1334.
- [19] Slowik, A., & Slowik, J. (2008). Multi-objective optimization of surface grinding process with the use of evolutionary algorithm with remembered Pareto set. *The International Journal of Advanced Manufacturing Technology*, 37(7-8), 657-669.
- [20] Malkin, S., Koren, Y., & Ber, A. (1980). Off-line grinding optimization with a micro-computer. *CIRP Annals-Manufacturing Technology*, 29(1), 213-216.
- [21] Mukherjee, I., & Ray, P. K. (2008). Optimal process design of two-stage multiple responses grinding processes using desirability functions and metaheuristic technique. *Applied Soft Computing*, 8(1), 402-421.
- [22] Pasandideh, S. H. R., Niaki, S. T. A., & Asadi, K. (2015). Optimizing a bi-objective multi-product multi-period three echelon supply chain network with warehouse reliability. *Expert Systems with Applications*, 42(5), 2615-2623.
- [23] Wen, X. M., Tay, A. A. O., & Nee, A. Y. C. (1992). Micro-computer-based optimization of the surface grinding process. *Journal of Materials Processing Technology*, 29(1-3), 75-90.
- [24] Yusup, N., Zain, A. M., & Hashim, S. Z. M. (2012). Evolutionary techniques in optimizing machining parameters: Review and recent applications (2007–2011). *Expert Systems with Applications*, 39(10), 9909-9927.
- [25] Zhang, G., Liu, M., Li, J., Ming, W., Shao, X., & Huang, Y. (2014). Multi-objective optimization for surface grinding process using a hybrid particle swarm optimization algorithm. *The International Journal of Advanced Manufacturing Technology*, 71(9-12), 1861-1872.
- [26] Khalilpourazari, S., & Pasandideh, S. H. R. (2017). Multi-item EOQ model with nonlinear unit holding cost and partial backordering: moth-flame optimization algorithm. *Journal of Industrial and Production Engineering*, 34(1), 42-51.



- [27] Khalilpourazari, S., & Khalilpourazary, S. (2017). A lexicographic weighted Tchebycheff approach for multi-constrained multi-objective optimization of the surface grinding process. *Engineering Optimization*, 49(5), 878-895.
- [28] Khalilpourazari, S., Pasandideh, S. H. R., & Niaki, S. T. A. (2016). Optimization of multi-product economic production quantity model with partial backordering and physical constraints: SQP, SFS, SA, and WCA. *Applied Soft Computing*, 49, 770-791.
- [29] Khalilpourazari, S., & Pasandideh, S. H. R. (2016, January). Bi-objective optimization of multi-product EPQ model with backorders, rework process and random defective rate. In *Industrial Engineering (ICIE), 2016 12th International Conference on* (pp. 36-40). IEEE.
- [30] Khalilpourazari, S., & Khalilpourazary, S. (2018). Optimization of production time in the multi-pass milling process via a Robust Grey Wolf Optimizer. *Neural Computing and Applications*, 29, 1321-1336.
- [31] Khalilpourazari, S., & Khamseh, A. A. (2017). Bi-objective emergency blood supply chain network design in earthquake considering earthquake magnitude: a comprehensive study with real world application. *Annals of Operations Research*, 1-39.
- [32] Khalilpourazari, S., & Mohammadi, M. (2016, January). Optimization of closed-loop Supply chain network design: a Water Cycle Algorithm approach. In *Industrial Engineering (ICIE), 2016 12th International Conference on* (pp. 41-45). IEEE.
- [33] Mohammadi, M., & Khalilpourazari, S. (2017, February). Minimizing makespan in a single machine scheduling problem with deteriorating jobs and learning effects. In *Proceedings of the 6th International Conference on Software and Computer Applications* (pp. 310-315). ACM.
- [34] Khalilpourazari, S., & Khalilpourazary, S. (2017). An efficient hybrid algorithm based on Water Cycle and Moth-Flame Optimization algorithms for solving numerical and constrained engineering optimization problems. *Soft Computing*, 1-24.
- [35] Khalilpourazari, S., & Pasandideh, S. H. R. (2018). Multi-objective optimization of multi-item EOQ model with partial backordering and defective batches and stochastic constraints using MOWCA and MOGWO. *Operational Research*, 1-33.
- [36] Khalilpourazari, S., & Khalilpourazary, S. (2018). A Robust Stochastic Fractal Search approach for optimization of the surface grinding process. *Swarm and Evolutionary Computation*, 38, 173-186.
- [37] Khalilpourazari, S., Pasandideh, S. H. R., & Ghodratinama, A. Robust possibilistic programming for multi-item EOQ model with defective supply batches: Whale Optimization and Water Cycle Algorithms. *Neural Computing and Applications*, 1-28.
- [38] Fazli-Khalaf, M., Khalilpourazari, S., & Mohammadi, M. (2017). Mixed robust possibilistic flexible chance constraint optimization model for emergency blood supply chain network design. *Annals of Operations Research*, 1-31.
- [39] Khalilpourazari, S., & Khalilpourazary, S. (2018). SCWOA: an efficient hybrid algorithm for parameter optimization of multi-pass milling process. *Journal of Industrial and Production Engineering*, 1-13.
- [40] Lin, X., & Li, H. (2008, December). Enhanced Pareto particle swarm approach for multi-objective optimization of surface grinding process. In *Intelligent Information Technology Application, 2008. IITA'08. Second International Symposium on* (Vol. 2, pp. 618-623). IEEE.

[41] Pasandideh, S. H. R., & Khalilpourazari, S. (2018). Sine Cosine Crow Search Algorithm: A powerful hybrid meta heuristic for global optimization. *arXiv preprint arXiv:1801.08485*.