

# Rate-Splitting Multiple Access for Cooperative Multi-Cell Networks

Yijie Mao, Bruno Clerckx and Victor O.K. Li

**Abstract**—As a promising downlink multiple access scheme, Rate-Splitting Multiple Access (RSMA) has been shown to achieve superior spectral and energy efficiencies compared with Space-Division Multiple Access (SDMA) and Non-Orthogonal Multiple Access (NOMA) in downlink single-cell systems. By relying on linearly precoded rate-splitting at the transmitter and successive interference cancellation at the receivers, RSMA has the capability of partially decoding the interference and partially treating the interference as noise, and therefore copes with a wide range of user deployments and network loads. In this work, we further investigate RSMA in cooperative multi-cell networks. Specifically, we study the optimal beamformer design to maximize the Weighted Sum-Rate (WSR) of all the users subject to individual Quality of Service (QoS) rate constraints and per base station power constraints. Numerical results show that, in a fully cooperative multi-cell network, RSMA achieves significant WSR improvement over SDMA and NOMA in a wide range of inter-user and inter-cell channel strength disparities. Specifically, SDMA (resp. NOMA) is more suited to deployments with little (resp. large) inter-user channel strength disparity and large (resp. little) inter-cell channel disparity, while RSMA is suited to any deployment. We conclude that RSMA provides rate, robustness and QoS enhancements over SDMA and NOMA in cooperative multi-cell networks.

**Index Terms**—rate-splitting multiple access, RSMA, cooperative multi-cell, NOMA, SDMA

## I. INTRODUCTION

The next generation of wireless communication systems requires a paradigm shift so as to meet the increasing demand for high-rate and multimedia data services. Among numerous candidate technologies, a novel multiple access scheme, namely Rate-Splitting Multiple Access (RSMA), has been proposed in [1] recently. It has been shown to be more general, robust, and powerful than Space Division Multiple Access (SDMA) and Non-Orthogonal Multiple Access (NOMA). Contrary to SDMA that relies on fully treating any residual interference as noise and NOMA that relies on fully decoding interference, RSMA has the capability of partially decoding the interference and partially treating the interference as noise. It uses linearly precoded Rate-Splitting (RS) at the transmitter to split the messages of users into multiple common and private messages. The messages are jointly transmitted based on a superimposed transmission of common messages (decoded by multiple users) and private messages (decoded by the corresponding users and treated as noise by other users). RSMA adopts Successive Interference Cancellation (SIC) at the receivers to decode the common messages before decoding the private messages.

Existing works on RSMA can be classified into two categories. The first category is a single-cell setup as studied in the literatures [1]–[4]. However, those works are limited to the single-cell multi-antenna Broadcast Channel (BC). The

co-channel interference caused by Base Stations (BSs) in the adjacent cells are omitted. The second category is a multi-cell setup. However, only the RS-assisted multi-cell Interference Channel (IC) has been investigated in the literatures [5]–[9]. As highlighted in [10], the best means of dealing with the inter-cell interference is the proactive treatment of co-channel interference via interference-aware multi-cell cooperation, which is also known as *network* Multiple Input Multiple Output (MIMO) or Joint Transmission in 3GPP.

A cooperative multi-cell network is first investigated in [11] with the application of Dirty Paper Coding (DPC) and individual power constraint at each single-antenna BS. It was recognized to be identical to the multi-antenna BC with Per-Antenna Power Constraint (PAPC). As shown in [12], the capacity region of the MIMO BC subject to PAPC is achieved by DPC. The entire DPC region is characterized by establishing the uplink-downlink duality of MIMO BC with PAPC [13]. The sum rate maximization problem with PAPC in the downlink BC is transformed into a minimax problem in its dual Multiple Access Channel (MAC) and solved by a barrier interior-point method. A more computationally efficient algorithm to solve the problem is proposed in [14] based on the Alternating Optimization (AO) and Successive Convex Approximation (SCA). All these works consider nonlinear DPC. It is of practical interest in multi-cell setup to rely on linear precoding. The design of linear precoder subject to PAPC has been investigated in e.g. [13], [15]. The performance of linearly precoded RS (and therefore RSMA) in multi-antenna BC with PAPC and in cooperative multi-cell networks has never been studied.

In this work, we initiate the study of RSMA in cooperative multi-cell multi-antenna BC where transmit antennas in multiple cells are allowed to fully cooperate with each other and serve multiple users jointly. Of particular interest, we ask ourselves how SDMA, NOMA and RSMA compare as a function of the inter-cell and inter-user channel disparities in a cooperative multi-cell network. To answer this question, for the three multiple access schemes, the precoders from all the BSs are designed together by solving the Weighted Sum Rate (WSR) maximization problem subject to individual Quality of Service (QoS) rate requirements and per-BS power constraints. The problem we investigated is subject to two additional features: 1) per antenna/BS power constraint, 2) inter-cell and inter-user channel disparities. The performance evaluations show that the rate region of RSMA outperforms that of existing Multi-User Linear Precoding (MU-LP)-based SDMA as well as Superposition Coding with SIC (SC-SIC)-based NOMA in a wide range of inter-user and inter-cell channel strength disparities. We show that in a fully cooperative multi-cell network, SDMA is more suited to scenarios where there is little

inter-user channel strength disparity but large inter-cell channel disparity; NOMA is more suited to scenarios where there is a large inter-user channel strength disparity but little inter-cell channel disparity; and RSMA always outperforms SDMA and NOMA and is suited to any scenario with any inter-user and inter-cell channel disparity. We also show that RSMA comes quite close to the DPC performance, though it only relies on linear precoding at the transmitter and SIC at the receivers.

## II. SYSTEM MODEL

Consider a downlink multi-cell system of  $M$  cells, indexed by  $\mathcal{M} = \{1, \dots, M\}$ . In each cell- $m$ , there is one single-antenna BS and  $K_m$  single-antenna users. The total number of users is  $K \triangleq \sum_{m=1}^M K_m$ . The users are indexed by  $\mathcal{K} = \{1, \dots, K\}$ . We are interested in a fully cooperative multi-cell network. The  $M$  BSs work as a 'super BS' and serve  $K$  users.

Following the generalized RS framework specified in [1], we further extend it to the multi-cell system. The messages  $W_1, \dots, W_K$  intended for user-1 to user- $K$  are jointly processed at the central controller and the optimized transmit signals are sent to the corresponding BSs. Data signals and channel state informations are assumed to be available at the central controller without any delay or imperfection. The messages of users are split into multiple parts and encoded into different streams. For user- $k$  ( $k \in \mathcal{K}$ ), its intended message  $W_k$  is split into messages  $\{W_k^{\mathcal{A}'} | \mathcal{A}' \subseteq \mathcal{K}, k \in \mathcal{A}'\}$ . For any subset of users  $\mathcal{A}$  with user- $k$  included, user- $k$  provides a unique split message  $W_k^{\mathcal{A}}$ . The split messages  $\{W_{k'}^{\mathcal{A}} | k' \in \mathcal{A}\}$  of all the users in the subset  $\mathcal{A}$  are jointly encoded into the stream  $s_{\mathcal{A}}$ . It is linearly precoded via the beamforming vector  $\mathbf{p}_{\mathcal{A}} \in \mathbb{C}^{M \times 1}$  and transmitted from the BSs to all users.  $s_{\mathcal{A}}$  is to be decoded by the users in the subset  $\mathcal{A}$  and treated as noise by other users.

Recall the  $l$ -order streams defined in [1] to represent the streams to be decoded by  $l$  users. The stream order  $l$  is defined as the number of users to decode the  $l$ -order streams. For a given data stream  $s_{\mathcal{A}}$ , its stream order is  $l = |\mathcal{A}|$ . Since  $\mathcal{A} \subseteq \mathcal{K}$ , we have  $l \in \mathcal{K}$ . For a given  $l \in \mathcal{K}$ , all the  $l$ -order streams are  $\{s_{\mathcal{A}'} | \mathcal{A}' \subseteq \mathcal{K}, |\mathcal{A}'| = l\}$  with  $\binom{K}{l}$  distinct  $l$ -order streams included since there are  $\binom{K}{l}$  different combinations of user subsets with cardinality equal to  $l$ . Let  $\mathbf{s}_l \in \mathbb{C}^{\binom{K}{l} \times 1}$  denote the  $l$ -order data stream vector formed by all  $l$ -order streams. It is linearly precoded by the aggregate beamformer  $\mathbf{P}_l \in \mathbb{C}^{M \times \binom{K}{l}}$  formed by the beamforming vector of all the  $l$ -order streams, i.e.,  $\{\mathbf{p}_{\mathcal{A}'} | \mathcal{A}' \subseteq \mathcal{K}, |\mathcal{A}'| = l\}$ . All the precoded streams are superposed into the transmit signal

$$\mathbf{x} = \mathbf{P}\mathbf{s} = \sum_{l=1}^K \mathbf{P}_l \mathbf{s}_l = \sum_{l=1}^K \sum_{\mathcal{A}' \subseteq \mathcal{K}, |\mathcal{A}'|=l} \mathbf{p}_{\mathcal{A}'} s_{\mathcal{A}'} \quad (1)$$

and broadcast to the users, where  $\mathbf{s} = [s_1^T, \dots, s_K^T]^T$  contains all the encoded streams and  $\mathbf{P} = [\mathbf{P}_1, \dots, \mathbf{P}_K]$  is the aggregate linear precoding matrix. Under the assumption that  $\mathbb{E}\{\mathbf{s}\mathbf{s}^H\} = \mathbf{I}$ , the power constraint of each BS is given by  $[\mathbf{P}\mathbf{P}^H]_{m,m} \leq P_m, \forall m \in \mathcal{M}$ . The signal received at each user is

$$y_k = \mathbf{h}_k^H \mathbf{x} + n_k, \forall k \in \mathcal{K}, \quad (2)$$

where  $\mathbf{h}_k = [h_{k,1}, \dots, h_{k,M}]^T \in \mathbb{C}^{M \times 1}$  is the aggregate channel from all BSs to user- $k$  and  $h_{k,m}$  is the channel from BS  $m$  to user- $k$ .  $n_k \sim \mathcal{CN}(0, \sigma_{n,k}^2)$  is the Additive White

Gaussian Noise (AWGN) received at user- $k$ . The noise variance is assumed to be normalized without loss of generality at each user, i.e.  $\sigma_{n,k}^2 = 1, \forall k \in \mathcal{K}$ . The transmit SNR is equal to the total power consumption of all BSs  $P_{tot} = \sum_{m \in \mathcal{M}} P_m$ .

Each user decodes the intended streams using SIC. The streams with higher stream order is always decoded before the streams with lower stream order. Therefore, the  $K$ -order stream is decoded first while the intended 1-order stream is decoded last. As each user has multiple  $l$ -order streams when  $1 < l < K$ , the decoding order of the intended streams with the same stream order is required to be optimized together with the beamformers. Denote  $\pi_l$  as one particular decoding order of all the  $l$ -order streams. The set of  $l$ -order streams to be decoded at user- $k$  is denoted as  $\mathcal{S}_{l,k} = \{s_{\mathcal{A}'} | \mathcal{A}' \subseteq \mathcal{K}, |\mathcal{A}'| = l, k \in \mathcal{A}'\}$ . Sorted by the decoding order  $\pi_l$ , the elements of  $\mathcal{S}_{l,k}$  form the  $l$ -order stream vector  $\mathbf{s}_{\pi_l,k}$ , where  $\mathbf{s}_{\pi_l,k} = [s_{\pi_l,k(1)}, \dots, s_{\pi_l,k(|\mathcal{S}_{l,k}|)}]^H$ .  $s_{\pi_l,k(i)}$  is assumed to be decoded before  $s_{\pi_l,k(j)}$  if  $i < j$ . The Signal-to-Interference-plus-Noise Ratio (SINR) of user- $k$  to decode  $s_{\pi_l,k(i)}$  is

$$\gamma_k^{\pi_l,k(i)} = \frac{|\mathbf{h}_k^H \mathbf{p}_{\pi_l,k(i)}|^2}{I_{\pi_l,k(i)} + 1}, \quad (3)$$

where  $I_{\pi_l,k(i)} = \sum_{j>i} |\mathbf{h}_k^H \mathbf{p}_{\pi_l,k(j)}|^2 + \sum_{l'=1}^{l-1} \sum_{j=1}^{|\mathcal{S}_{l',k}|} |\mathbf{h}_k^H \mathbf{p}_{\pi_{l'},k(j)}|^2 + \sum_{\mathcal{A}' \subseteq \mathcal{K}, k \notin \mathcal{A}'} |\mathbf{h}_k^H \mathbf{p}_{\mathcal{A}'}|^2$  is the interference at user- $k$  to decode  $s_{\pi_l,k(i)}$ . The first term  $\sum_{j>i} |\mathbf{h}_k^H \mathbf{p}_{\pi_l,k(j)}|^2$  is the interference from the  $l$ -order streams going to be decoded after  $s_{\pi_l,k(i)}$  in  $\mathbf{s}_{\pi_l,k}$ . The second term  $\sum_{l'=1}^{l-1} \sum_{j=1}^{|\mathcal{S}_{l',k}|} |\mathbf{h}_k^H \mathbf{p}_{\pi_{l'},k(j)}|^2$  is the interference from lower order streams  $\mathbf{s}_{\pi_{l'},k}, \forall l' < l$  going to be decoded at user- $k$ . The above interference is from the intended streams of user- $k$  while the third term  $\sum_{\mathcal{A}' \subseteq \mathcal{K}, k \notin \mathcal{A}'} |\mathbf{h}_k^H \mathbf{p}_{\mathcal{A}'}|^2$  is the interference from the streams that are not intended for user- $k$ . Based on (3), the achievable rate at user- $k$  to decode  $s_{\pi_l,k(i)}$  is  $R_k^{\pi_l,k(i)} = \log_2(1 + \gamma_k^{\pi_l,k(i)})$ . When  $|\mathcal{A}| \geq 2$ , the stream  $s_{\mathcal{A}}$  will be decoded by all users in  $\mathcal{A}$ . To guarantee that the users in  $\mathcal{A}$  can successfully decode  $s_{\mathcal{A}}$ , the rate shall not exceed  $R_{\mathcal{A}} = \min_{k' \in \mathcal{A}} \{R_{k'}^{\mathcal{A}} | k' \in \mathcal{A}\}$ . Note that  $R_{k'}^{\mathcal{A}}$  is the rate of decoding the stream  $s_{\mathcal{A}}$  at user- $k'$  ( $k' \in \mathcal{A}$ ) based on the decoding order  $\pi_{|\mathcal{A}|}$  and it is shared by all users. Denote  $C_k^{\mathcal{A}}$  as the portion of the common rate allocated to user- $k$  ( $k \in \mathcal{A}$ ), we have  $\sum_{k' \in \mathcal{A}} C_{k'}^{\mathcal{A}} = R_{\mathcal{A}}$ . The achievable rate of user- $k$  is  $R_{k,tot} = \sum_{\mathcal{A}' \subseteq \mathcal{K}, k \in \mathcal{A}'} C_{k'}^{\mathcal{A}'} + R_k$ .  $R_k$  is the achievable rate of decoding the 1-order stream  $s_k$  at user- $k$ .

By turning off the relevant messages, the above generalized RSMA framework reduces to the existing SDMA, NOMA and RS models as discussed in [1]. This RSMA framework is more general and powerful than SDMA and NOMA and also leads to strategies with lower complexity than NOMA [1]. To better illustrate the system model of RSMA in a cooperative multi-cell network, we give an example of the  $M$ -cell three-user RSMA model in Fig. 1. The encoded data streams illustrated in Fig. 1 are precoded and superposed to form the transmit signal  $\mathbf{x} = \sum_{l=1}^3 \mathbf{P}_l \mathbf{s}_l = \mathbf{p}_{123} s_{123} + \mathbf{p}_{12} s_{12} + \mathbf{p}_{13} s_{13} + \mathbf{p}_{23} s_{23} + \mathbf{p}_1 s_1 + \mathbf{p}_2 s_2 + \mathbf{p}_3 s_3$ , where  $\mathbf{s}_1 = [s_1, s_2, s_3]^T$ ,  $\mathbf{s}_2 = [s_{12}, s_{13}, s_{23}]^T$  and  $\mathbf{s}_3 = s_{123}$  are 1-order, 2-order and 3-order data stream vectors, respectively. The corresponding beamformers are  $\mathbf{P}_1 = [\mathbf{p}_1, \mathbf{p}_2, \mathbf{p}_3]$ ,  $\mathbf{P}_2 = [\mathbf{p}_{12}, \mathbf{p}_{13}, \mathbf{p}_{23}]$  and  $\mathbf{P}_3 = \mathbf{p}_{123}$ . Each element of the transmit signal  $\mathbf{x} =$

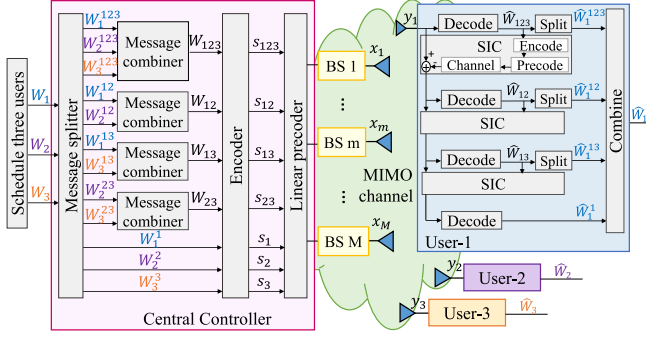


Fig. 1: Three-user RSMA-assisted cooperative multi-cell transmission model with  $M$  BSs and decoding order  $\pi_2 = 12 \rightarrow 13 \rightarrow 23$ .

$[x_1, \dots, x_m, \dots, x_M]^T$  is the signal to be transmitted at the corresponding BS. At user sides, each user decodes its intended streams using SIC. In Fig. 1, we assume the decoding order of 2-order streams at all users are  $\pi_2 = 12 \rightarrow 13 \rightarrow 23$ . Based on  $\pi_2$ , we specify the decoding procedure of user-1. The 2-order stream vectors to be decoded at user-1 is  $\mathbf{s}_{\pi_2,1} = [s_{12}, s_{13}]$ .

### III. PROBLEM FORMULATION AND WMMSE ALGORITHM

For a given weight vector  $\mathbf{u} = [u_1, \dots, u_K]$  and a certain decoding order  $\pi = \{\pi_1, \dots, \pi_K\}$ , the RSMA-based WSR maximization problem in the cooperative multi-cell network is formulated as

$$R_{\text{RS}}(\mathbf{u}, \pi) = \max_{\mathbf{P}, \mathbf{c}} \sum_{k \in \mathcal{K}} u_k R_{k, \text{tot}} \quad (4a)$$

$$\text{s.t.} \quad \sum_{k' \in \mathcal{A}} C_{k'}^{\mathcal{A}} \leq R_{\mathcal{A}}, \forall \mathcal{A} \subseteq \mathcal{K} \quad (4b)$$

$$[\mathbf{P}\mathbf{P}^H]_{m,m} \leq P_m, \forall m \in \mathcal{M} \quad (4c)$$

$$R_{k, \text{tot}} \geq R_k^{\text{th}}, \forall k \in \mathcal{K} \quad (4d)$$

$$\mathbf{c} \geq \mathbf{0} \quad (4e)$$

where  $\mathbf{c}$  is the common rate vector formed by all the common rates  $\{C_k^{\mathcal{A}} | \mathcal{A} \subseteq \mathcal{K}, k \in \mathcal{A}\}$ . To maximize the WSR,  $\mathbf{c}$  and  $\mathbf{P}$  should be jointly optimized. Constraint (4b) is the common rate constraint. It ensures all the streams can be successfully decoded by the corresponding users. Constraint (4c) is the power constraint of each BS. Constraint (4d) is the QoS rate requirement of each user.  $R_k^{\text{th}}$  is the lower bound of the achievable rate of user- $k$ . Constraint (4e) implies that the common rate of each stream allocated to each user is non-negative. The rate region  $R_{\text{RS}}(\pi)$  of a certain decoding order  $\pi$  is calculated by solving (4) using various  $\mathbf{u}$ . The rate region of RSMA is the convex hull of the union over all decoding orders  $R_{\text{RS}} = \text{conv}(\cup_{\pi} R_{\text{RS}}(\pi))$ .

Comparing the multi-cell problem (4) with the single-cell problem (20) in [1], the main difference lies in the power constraint (4c). As each BS has its own power constraint, the sum power constraint in [1] is no longer applicable to the multi-cell case. By substituting the sum power constraint with the per-antenna power constraint (4c), the WMMSE algorithm proposed in [1], [2] can be extended to solve (4). The details of the algorithm will not be specified due to the space limitation.

### IV. NUMERICAL RESULTS

In this section, the performance of the proposed RSMA in a cooperative multi-cell network is evaluated. We first study the case of two cells cooperatively serving two users followed by the three-cell three-user case<sup>1</sup>. We assume the system is abstracted from the Wyner model [10]. The cells are arranged in a linear array and interference only comes from immediate neighboring cells. The channel  $h_{k,m}$  from BS in cell- $m$  to user- $k$  is assumed to be independent and identically distributed (i.i.d) complex Gaussian with zero mean and variance  $\sigma_{k,m}^2 \triangleq \mathbb{E}[|h_{k,m}|^2]$ , i.e.,  $h_{k,m} \sim \mathcal{CN}(0, \sigma_{k,m}^2), \forall k \in \mathcal{K}, m \in \mathcal{M}$ .

#### A. Two-cell case

We first consider a two-cell cooperative transmission system ( $M = 2$ ) with one user in each cell ( $K_m = 1$ ). The channels of user-1 and user-2 are  $\mathbf{h}_1 = [h_{1,1}, h_{1,2}]^T$  and  $\mathbf{h}_2 = [h_{2,1}, h_{2,2}]^T$ , respectively. The variances of the channels are varied as  $\sigma_{1,1}^2 = 1, \sigma_{1,2}^2 = \alpha, \sigma_{2,1}^2 = \alpha\beta, \sigma_{2,2}^2 = \beta$ .  $\alpha \in (0, 1]$  represents the disparity of channel strengths across the BSs. When  $\alpha = 1$ , the channel strengths from both BSs to a given user are the same. As  $\alpha$  decreases, the channel strength from the adjacent BS decreases while both users experience stronger channel strengths from their corresponding serving BSs. When  $\alpha = 0$ , each user is served by the serving BS only. Note that, as alpha decreases, the channels of the users become more orthogonal to each other.  $\beta \in (0, 1]$  represents the disparity of channel strengths between the users. When  $\beta = 1$ , the channel strengths from the BSs to both users, measured here in terms of average channel vector norm, are the same. As  $\beta$  decreases, the disparity of channel strengths between the users increases. User-2 suffers a more severe path loss.

The two-user rate region are illustrated and the boundary of the rate region is obtained by solving problem (4) with various weights  $\mathbf{u}$ . The weights chosen in this work follows [1].  $u_1$  is fixed to 1 while  $u_2$  is varied as  $u_2 = 10^{[-3, -1, -0.95, \dots, 0.95, 1, 3]}$ . To find the largest rate region, the QoS rate requirements are set to 0, i.e.,  $R_k^{\text{th}} = 0$  bit/s/Hz. The rate region of RSMA is compared with that of SDMA based on MU-LP and NOMA based on SC-SIC specified in [1]. To simplify the notation, RS, MU-LP and SC-SIC are used to represent RSMA, SDMA and NOMA, respectively. As the capacity region of Multiple Input Single Output (MISO) BC with PAPC is achieved by DPC, we compare the rate regions of the different multiple access schemes with the DPC region generated by the AO algorithm in [14]. As mentioned in Section II,  $\sigma_{n,k}^2 = 1, \forall k \in \mathcal{K}$ . By setting the transmit SNR to 20 dB, the total power constraint across all BSs becomes  $P_{\text{tot}} = 100$  Watt. The power limit of each BS is chosen as  $P_m = \frac{P_{\text{tot}}}{M}$ . The beamformer initialization of the WMMSE algorithm follows [1].

Fig. 2 and Fig. 3 show the average rate region comparison of different strategies over 100 random channel realizations with  $\beta = 1$  and  $\beta = 0.1$ , respectively. For each  $\beta$ , the results of  $\alpha = [0.05, 0.1, 0.5, 1]$  are illustrated. In each figure, the rate regions of all strategies increase with  $\alpha$ . Comparing

<sup>1</sup>We consider cooperation of two and three cells because these are the typical numbers of joint transmission. It is known that there is little benefit in considering cooperation among a larger number of cells in homogeneous networks [16].

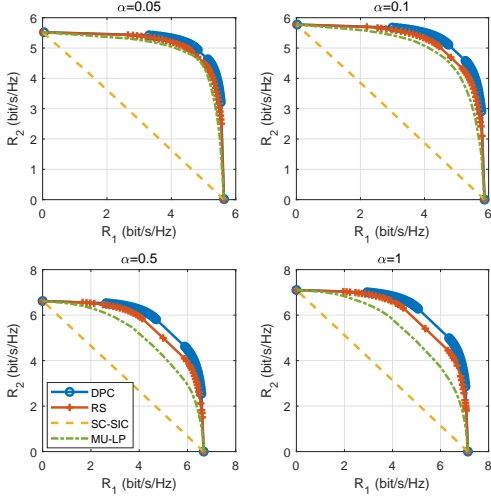


Fig. 2: Achievable rate region comparison of different strategies, averaged over 100 random channel realizations,  $\beta = 1$ .

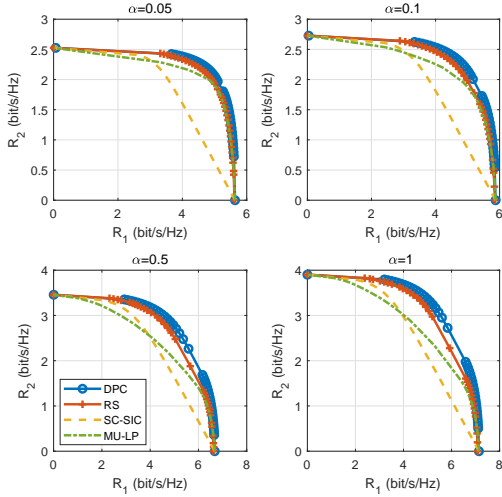


Fig. 3: Achievable rate region comparison of different strategies, averaged over 100 random channel realizations,  $\beta = 0.1$ .

the corresponding subfigures of Fig. 3 and Fig. 2, the rate regions of all strategies increase with  $\beta$ . The cooperation of the BSs effectively forms a MISO BC. As  $\alpha$  and  $\beta$  increase, the user channel gains increase. Therefore, the rate performance is improved with  $\alpha$  and  $\beta$ . In all subfigures, the rate region of RS is larger than that of SC-SIC and MU-LP. It is closer to the capacity region achieved by DPC. SC-SIC has the worst performance in Fig. 2. As the SC-SIC strategy is motivated by leveraging the disparity of channel strengths among users, it is not suitable when there is no channel strength disparity. When  $\alpha$  decreases, the rate region gap between RS and MU-LP decreases. This is because the channels of the two users become more orthogonal with each other as  $\alpha$  decreases, making it more suitable for MU-LP. Comparing Fig. 3 and Fig. 2, the rate region gap between RS and SC-SIC decreases while the rate region gap between RS and MU-LP increases as  $\beta$  decreases. When  $\beta = 0.1$ , SC-SIC works better due to the disparity of channel strengths among users. However, the performance of SC-SIC becomes worse as  $\alpha$  decreases. SC-SIC is not

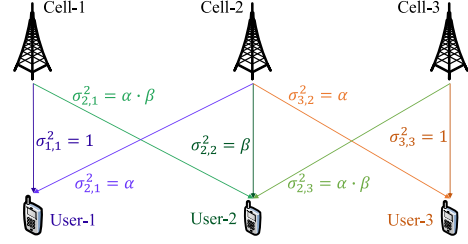


Fig. 4: Three-user Wyner model,  $M = 3, K = 3$ .

suitable when the channels of the users are (semi-) orthogonal. In contrast, MU-LP leverages the orthogonality of channels and gets closer to RS. In all subfigures of Fig. 3, SC-SIC and MU-LP outperform each other at one part of the rate region. The rate region of RS is larger than the convex hull of the rate regions of SC-SIC and MU-LP. In summary, SDMA performs better for large  $\beta$  and small  $\alpha$  (similar strengths and orthogonal) while NOMA performs better for small  $\beta$  and large  $\alpha$  (channel closer to alignment and disparity in channel strengths). RS is more robust as it copes with all deployments (for all  $\beta$  and  $\alpha$ ).

### B. Three-cell case

We further consider a three-cell cooperative transmission system ( $M = 3$ ) and there is one user in each cell ( $K_m = 1$ ). There are in total  $K = 3$  users. The three-user Wyner model is shown in Fig. 4. Based on the Wyner model, the channels of user-1 to user-3 are given by  $\mathbf{h}_1 = [h_{11}, h_{12}, 0]^T$ ,  $\mathbf{h}_2 = [h_{21}, h_{22}, h_{23}]^T$ ,  $\mathbf{h}_3 = [0, h_{32}, h_{33}]^T$ . The variances of the channels are  $\sigma_{1,1}^2 = 1$ ,  $\sigma_{1,2}^2 = \alpha$ ,  $\sigma_{2,1}^2 = \sigma_{2,3}^2 = \alpha\beta$ ,  $\sigma_{2,2}^2 = \beta$ ,  $\sigma_{3,2}^2 = \alpha$ ,  $\sigma_{3,3}^2 = 1$ .  $\beta \in (0, 1]$  represents the disparity of channel strengths between user-1 and user-2 as well as user-2 and user-3. To further investigate the performance of RSMA, we also compare the performance of RSMA with 1-layer RS and SC-SIC per group as specified in [1]. The 1-layer RS is a low-complexity sub-scheme of the generalized RS framework with only the  $K$ -order common stream and 1-order private streams to be transmitted. Each user first decodes the common stream and then its intended private stream. Only one SIC is required at each user. SC-SIC per group groups users into multiple groups and the users within each group are served using SC-SIC while the users across the groups are served using SDMA. The complexity of SC-SIC per group increases as the user ordering and grouping is required to be optimized jointly. In this work, we consider a fixed grouping method where user-1 is in the first group, user-2 and user-3 are in the second group. The decoding order will be optimized together with the precoder as in [1].

Fig. 5 shows the sum rate versus SNR comparisons of different strategies averaged over 10 randomly generated channels.  $\alpha, \beta$  are varied in each subfigure. The rate threshold is changing as  $\mathbf{r}_{th} = [0.001, 0.01, 0.03, 0.08, 0.1, 0.1, 0.1]$  bit/s/Hz for SNR = [0, 5, 10, 15, 20, 25, 30] dBs. In all subfigures, RS and 1-layer RS show clear sum rate improvements over all existing schemes. Only one SIC is required at each receiver in 1-layer RS. In this setup, the 1-layer RS has the same receiver complexity as SC-SIC per group and a lower receiver complexity than SC-SIC, and additionally does not require any grouping and ordering optimization. In contrast, SC-SIC has

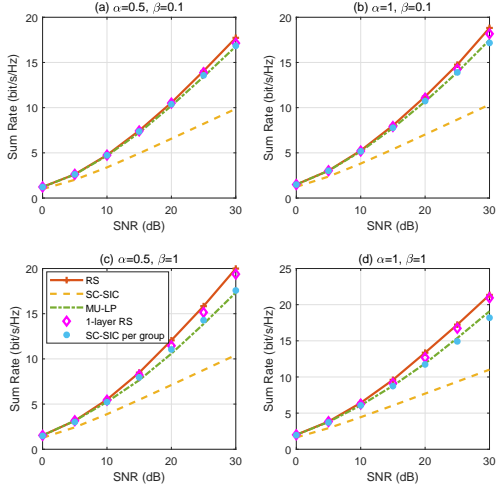


Fig. 5: Sum rate versus SNR comparison of different strategies, averaged over 10 random channel realizations,  $u_1 = 1, u_2 = 1, u_3 = 1, \mathbf{r}_{th} = [0.001, 0.01, 0.03, 0.08, 0.1, 0.1, 0.1]$  bit/s/Hz.

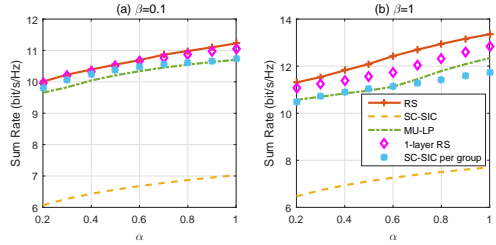


Fig. 6: Sum rate versus  $\alpha$  comparison of different strategies, averaged over 10 random channel realizations, SNR=20 dB,  $u_1 = 1, u_2 = 1, u_3 = 1, R_{th} = 0.1$  bit/s/Hz

the worst performance due to the loss of multiplexing gain. SC-SIC forces one receiver to decode messages of all other users which leads to a collapse of the sum-Degrees-of-Freedom (DoF) to 1. Therefore, the multiplexing gain is lost. SC-SIC per group outperforms SC-SIC in all subfigures as SC-SIC per group treats inter-group interference as noise<sup>2</sup>. In all subfigures, the sum rate of all schemes are increasing with  $\alpha, \beta$ . The strong channel strength results in the increase of the system sum rate.

Fig. 6 shows the sum rate (averaged over 10 randomly generated channels) versus  $\alpha$  for different strategies. In each subfigure, the sum rate of each strategy is increasing with  $\alpha$ . There is a significant sum rate improvement of RS and 1-layer RS over all existing schemes. Thanks to their abilities of partially decoding the interference and partially treating the interference as noise, RS-based schemes can overcome the limitations of MU-LP and SC-SIC-based schemes by dynamically adjusting the amount of interference treated as noise (through the presence of 1-order streams) and decoded by the users (through the presence of higher-order streams) to the channel conditions.

## V. CONCLUSIONS

To conclude, we initiate the investigation of Rate-Splitting Multiple Access (RSMA) in cooperative multi-cell networks.

<sup>2</sup>Note that this is not a general observation and there are instances where SC-SIC outperforms SC-SIC per group as shown in [1].

The WSR maximization problem with QoS rate constraints and per-BS power constraints is solved using the WMMSE algorithm. We show in the numerical results that SDMA is more suited to scenarios where there is little inter-user channel strength disparity but large inter-cell channel disparity. NOMA is more suited to scenarios where there is a large inter-user channel strength disparity but little inter-cell channel disparity. In comparison, RSMA always bridges, generalizes and outperforms existing SDMA and NOMA strategies. It is suited to any deployment with any inter-user and inter-cell channel disparities. 1-layer RS shows great benefit of reducing the transmitter and receiver complexity while maintaining better performance than SDMA and NOMA strategies. Therefore, RSMA is a more general, robust and powerful multiple access scheme for downlink cooperative multi-cell networks.

## REFERENCES

- [1] Y. Mao, B. Clerckx, and V. O. K. Li, "Rate-splitting multiple access for downlink communication systems: Bridging, generalizing and outperforming SDMA and NOMA," *arXiv preprint arXiv:1710.11018v3*, 2017.
- [2] H. Joudeh and B. Clerckx, "Sum-rate maximization for linearly precoded downlink multiuser MISO systems with partial CSIT: A rate-splitting approach," *IEEE Transactions on Communications*, vol. 64, no. 11, pp. 4847–4861, Nov 2016.
- [3] Y. Mao, B. Clerckx, and V. O. K. Li, "Rate-splitting for multi-antenna non-orthogonal unicast and multicast transmission," *arXiv preprint arXiv:1802.05567*, 2018.
- [4] —, "Energy efficiency of rate-splitting multiple access, and performance benefits over SDMA and NOMA," *arXiv preprint arXiv:1804.08330*, 2018.
- [5] T. Han and K. Kobayashi, "A new achievable rate region for the interference channel," *IEEE Transactions on Information Theory*, vol. 27, no. 1, pp. 49–60, Jan 1981.
- [6] R. H. Etkin, D. N. C. Tse, and H. Wang, "Gaussian interference channel capacity to within one bit," *IEEE Transactions on Information Theory*, vol. 54, no. 12, pp. 5534–5562, Dec 2008.
- [7] H. Dahrouj and W. Yu, "Multicell interference mitigation with joint beamforming and common message decoding," *IEEE Transactions on Communications*, vol. 59, no. 8, pp. 2264–2273, August 2011.
- [8] C. Hao and B. Clerckx, "MISO networks with imperfect CSIT: A topological rate-splitting approach," *IEEE Transactions on Communications*, vol. 65, no. 5, pp. 2164–2179, May 2017.
- [9] C. Hao, B. Rassouli, and B. Clerckx, "Achievable DoF regions of MIMO networks with imperfect CSIT," *IEEE Transactions on Information Theory*, vol. 63, no. 10, pp. 6587–6606, Oct 2017.
- [10] D. Gesbert, S. Hanly, H. Huang, S. S. Shitz, O. Simeone, and W. Yu, "Multi-cell MIMO cooperative networks: A new look at interference," *IEEE Journal on Selected Areas in Communications*, vol. 28, no. 9, pp. 1380–1408, December 2010.
- [11] S. Shamai and B. M. Zaidel, "Enhancing the cellular downlink capacity via co-processing at the transmitting end," in *IEEE VTS 53rd Vehicular Technology Conference, Spring 2001. Proceedings (Cat. No.01CH37202)*, vol. 3, 2001, pp. 1745–1749 vol.3.
- [12] H. Weingarten, Y. Steinberg, and S. S. Shamai, "The capacity region of the Gaussian multiple-input multiple-output broadcast channel," *IEEE Transactions on Information Theory*, vol. 52, no. 9, pp. 3936–3964, Sept 2006.
- [13] W. Yu and T. Lan, "Transmitter optimization for the multi-antenna downlink with per-antenna power constraints," *IEEE Transactions on Signal Processing*, vol. 55, no. 6, pp. 2646–2660, June 2007.
- [14] T. M. Pham, R. Farrell, and L.-N. Tran, "Alternating optimization for capacity region of gaussian MIMO broadcast channels with per-antenna power constraint," *arXiv preprint arXiv:1704.01473*, 2017.
- [15] F. Boccardi and H. Huang, "Zero-forcing precoding for the MIMO broadcast channel under per-antenna power constraints," in *2006 IEEE 7th Workshop on Signal Processing Advances in Wireless Communications*, July 2006, pp. 1–5.
- [16] B. Clerckx and C. Oestges, *MIMO wireless networks: Channels, techniques and standards for multi-antenna, multi-user and multi-cell systems*. Academic Press, 2013.