

From Principal Subspaces to Principal Components with Linear Autoencoders

Elad Plaut

Abstract—The autoencoder is an effective unsupervised learning model which is widely used in deep learning. It is well known that an autoencoder with a single fully-connected hidden layer, a linear activation function and a squared error cost function trains weights that span the same subspace as the one spanned by the principal component loading vectors, but that they are not identical to the loading vectors. In this paper, we show how to recover the loading vectors from the autoencoder weights.

I. BACKGROUND

PRINCIPAL COMPONENT ANALYSIS (PCA) is a linear transformation that transforms a set of observations to a new coordinate system in which the values of the first coordinate have the largest possible variance, and the values of each succeeding coordinate have the largest possible variance under the constraint that they are uncorrelated with the preceding coordinates. They are often found by either computing the eigendecomposition of the covariance matrix or by computing the singular value decomposition of the observations.

By keeping only the first few principal components, PCA can be used for dimensionality reduction. The decorrelation of the coordinates is also a useful property, and PCA is sometimes used as a preprocessing step for whitening a dataset before using it as an input into an optimization problem such as a neural network classifier.

One of the properties of PCA is that out of all possible linear transformations, the reconstructions of the observations from the leading principal components have the least total squared error. Autoencoders are neural networks that aim to minimize the error of reconstructions of observations. It is well known that an autoencoder with a single fully-connected hidden layer, a linear activation function and a squared error cost function is closely related to PCA - its weights span the principal subspace, which is the subspace spanned by the first loading vectors [1], [2]. However, they are not equal to the loading vectors.

This paper proposes a simple method for recovering the loading vectors from the weights of a linear autoencoder. This allows the usage of autoencoders for computing PCA, unlike existing methods which merely find the principal subspace. After recovering the loading vectors, the solution has the following properties: (i) it is unique; (ii) in the transformed data, different coordinates are uncorrelated; (iii) the coordinates are sorted in descending order of variance; and (iv) the solutions for reduction to different dimensions are nested: when reducing the data from dimension n to dimension m_1 , the first m_2 vectors ($m_2 < m_1$) are the same as the solution for reduction from dimension n to m_2 . These properties do not hold for a general basis for the principal subspace, which is what the autoencoder weights converge to.

Even though any method for computing PCA using autoencoders is highly inefficient for small datasets, for large datasets such a method is desirable because of its various advantages compared to the standard methods. Autoencoders can be trained by a variety of stochastic optimization methods that have been developed for training deep neural networks. These optimizers can handle high-dimensional training data such as images, and a large number of them. They are suitable for the online learning scenario in which new data arrives over time, and they do not require subtracting from each example the element-wise mean of the entire training set. While several online PCA methods have been proposed for meeting these demands [3], [4], [5], our method is the first to simply recover the loading vectors from the weights of an autoencoder.

II. INTRODUCTION

A. Principal Component Analysis

Let $\{\mathbf{y}_i\}_{i=1}^N$ be a set of N observation vectors, each of dimension n . We assume that $n \leq N$, which is the more common scenario in machine learning, but a similar analysis can be done for the case of $n > N$. Let $\mathbf{Y} \in \mathbb{R}^{n \times N}$ be a matrix whose columns are $\{\mathbf{y}_i\}_{i=1}^N$,

$$\mathbf{Y} = \begin{bmatrix} | & & | \\ \mathbf{y}_1 & \cdots & \mathbf{y}_N \\ | & & | \end{bmatrix}.$$

The element-wise average of the N observations is an n dimensional signal which may be written as:

$$\bar{\mathbf{y}} = \frac{1}{N} \sum_{i=1}^N \mathbf{y}_i = \frac{1}{N} \mathbf{Y} \mathbf{1}_N,$$

where $\mathbf{1}_N \in \mathbb{R}^{N \times 1}$ is a column vector of all-ones. Let \mathbf{Y}_0 be a matrix whose columns are the centered observations (we center each observation \mathbf{y}_i by subtracting $\bar{\mathbf{y}}$ from it):

$$\mathbf{Y}_0 = \mathbf{Y} - \bar{\mathbf{y}} \mathbf{1}_N^T.$$

A linear transformation of a finite dimensional vector may be expressed as a matrix multiplication:

$$\mathbf{x}_i = \mathbf{W}^T \mathbf{y}_i,$$

where $\mathbf{y}_i \in \mathbb{R}^n$, $\mathbf{x}_i \in \mathbb{R}^m$, and $\mathbf{W} \in \mathbb{R}^{n \times m}$. Each element j in the vector \mathbf{x}_i is an inner product between \mathbf{y}_i and the j -th column of \mathbf{W} , which we denote by \mathbf{w}_j .

Let $\mathbf{X} \in \mathbb{R}^{m \times N}$ be a matrix whose columns are the set of N vectors of transformed observations, let $\bar{\mathbf{x}} = \frac{1}{N} \sum_{i=1}^N \mathbf{x}_i = \frac{1}{N} \mathbf{X} \mathbf{1}_N$ be the element-wise average, and $\mathbf{X}_0 = \mathbf{X} - \bar{\mathbf{x}} \mathbf{1}_N^T$ the centered matrix. Clearly, $\mathbf{X} = \mathbf{W}^T \mathbf{Y}$ and $\mathbf{X}_0 = \mathbf{W}^T \mathbf{Y}_0$.

When the matrix W^T represents the transformation that applies principal component analysis, we denote $W = P$, and the columns of P , denoted $\{\mathbf{p}_j\}_{j=1}^n$, are referred to as *loading vectors*. The transformed vectors $\{\mathbf{x}_i\}_{i=1}^N$ are referred to as *principal components* or *scores*. The first loading vector is defined as the unit vector with which the inner products of the observations have the greatest variance:

$$\mathbf{p}_1 = \max_{\mathbf{w}_1} \mathbf{w}_1^T Y_0 Y_0^T \mathbf{w}_1 \text{ s.t. } \mathbf{w}_1^T \mathbf{w}_1 = 1. \quad (1)$$

The solution to (1) is known to be the eigenvector of the sample covariance matrix $Y_0 Y_0^T$ corresponding to its largest eigenvalue. We normalize the eigenvector and disregard its sign. Next, \mathbf{p}_2 is the unit vector which has the largest variance of inner products between it and the observations after removing the orthogonal projections of the observations onto \mathbf{p}_1 . It may be found by solving:

$$\mathbf{p}_2 = \max_{\mathbf{w}_2} \mathbf{w}_2^T (Y_0 - \mathbf{p}_1 \mathbf{p}_1^T Y_0) (Y_0 - \mathbf{p}_1 \mathbf{p}_1^T Y_0)^T \mathbf{w}_2 \text{ s.t. } \mathbf{w}_2^T \mathbf{w}_2 = 1. \quad (2)$$

The solution to (2) is known to be the eigenvector corresponding to the largest eigenvalue under the constraint that it is not collinear with \mathbf{p}_1 . Similarly, the remaining loading vectors are equal to the remaining eigenvectors of $Y_0 Y_0^T$ corresponding to descending eigenvalues. The eigenvalues of $Y_0 Y_0^T$, which is a positive semi-definite matrix, are non-negative. They are not necessarily distinct, but since it is a symmetric matrix it has n eigenvectors that are all orthogonal, and it is always diagonalizable. Thus, the matrix P may be computed by diagonalizing the covariance matrix:

$$Y_0 Y_0^T = P \Lambda P^{-1} = P \Lambda P^T,$$

where $\Lambda = X_0 X_0^T$ is a diagonal matrix whose diagonal elements $\{\lambda_i\}_{i=1}^n$ are sorted in descending order, the columns of P are orthonormal, i.e. $P^{-1} = P^T$. The transformation back to the observations is $Y = PX$. The fact that the covariance matrix of X is diagonal means that PCA is a decorrelation transformation. By dividing each coordinate by the square root of its corresponding eigenvalue, PCA can be used as a whitening transformation, which is sometimes used as a preprocessing step in order to cause optimization problems to converge more easily.

B. Dimensionality reduction

PCA is often used as a method for dimensionality reduction, the process of reducing the number of variables in a model in order to avoid the curse of dimensionality. This is done by simply keeping the first m principal components ($m < n$), i.e., applying the truncated transformation

$$X_m = P_m^T Y,$$

where each column of $X_m \in \mathbb{R}^{m \times N}$ is a vector whose elements are the first m principal components, and P_m is a matrix whose columns are the first m loading vectors,

$$P_m = \begin{bmatrix} | & & | \\ \mathbf{p}_1 & \cdots & \mathbf{p}_m \\ | & & | \end{bmatrix} \in \mathbb{R}^{n \times m}.$$

Intuitively, by keeping only m principal components, we are losing information, and we minimize this loss of information by maximizing their variances. Many iterative algorithms (e.g., QR algorithm, Jacobi algorithm, and the power method) can efficiently find the m largest eigenvalues of $Y_0 Y_0^T$ and their corresponding eigenvectors without having to fully diagonalize the matrix. Yet, for high dimensional data, computing $Y_0 Y_0^T$ may be prohibitive.

C. Singular-value decomposition

Any matrix $Y_0 \in \mathbb{R}^{n \times N}$ may be factorized as $Y_0 = U \Sigma V^T$, where $U \in \mathbb{R}^{n \times n}$ and $V \in \mathbb{R}^{N \times N}$ are both orthogonal matrices and $\Sigma \in \mathbb{R}^{n \times N}$ is a matrix whose elements are non-negative real numbers on the diagonal and zero elsewhere. The diagonal elements $\{\sigma_i\}_{i=1}^n$, referred to as singular values, are sorted in descending order, and the columns of U and V are referred to, respectively, as left and right singular vectors. Assuming $n \leq N$ and Y_0 is full-rank, the columns of U are an orthonormal basis for \mathbb{R}^n . If $n > N$ (the number of observation is smaller than the dimension of each observation), then the first n columns of U are an orthonormal basis for the column space of Y_0 , and the remaining $N - n$ columns are an orthonormal basis for its nullspace.

The covariance matrix may be written as:

$$Y_0 Y_0^T = U \Sigma V^T V \Sigma^T U^T = U \Sigma \Sigma^T U^{-1},$$

where $\Sigma \Sigma^T$ is a diagonal matrix. Thus, singular-value decomposition of Y_0 is equivalent to eigendecomposition of $Y_0 Y_0^T$. The singular values of Y_0 are the square roots of the eigenvalues of $Y_0 Y_0^T$, and the left singular vectors of Y_0 are the eigenvectors of $Y_0 Y_0^T$. Eigendecomposition is unique up to the scale of the eigenvectors, which we normalize, and to permutations of the eigenvectors and their corresponding eigenvalues, which we sort in descending order. Therefore, the left singular vectors of Y_0 must be equal to the loading vectors of Y (up to their sign, which we disregard).

Iterative algorithms (e.g., QR algorithm, one-sided Jacobi algorithm) can efficiently find the m largest singular values and their corresponding left singular vectors without having to fully decompose the matrix.

D. PCA and large sets of high-dimensional data

When the number of observations N is small enough to fit in memory, SVD is often the preferred method for computing the loading vectors, as it avoids computing the covariance matrix $Y_0 Y_0^T$, which is desirable especially when n is large.

When the number of observations N is large but the dimension n is sufficiently small, $Y_0 Y_0^T = \sum_{i=1}^N (\mathbf{y}_i - \bar{\mathbf{y}})(\mathbf{y}_i - \bar{\mathbf{y}})^T$ may be computed sequentially, with a memory requirement of $O(n^2)$ instead of $O(nN)$. Thus, there is no need to load the entire dataset into memory.

However, when the number of observations is large and each observation is high-dimensional (i.e., both N and n are large), this too may be infeasible. Online methods [3], [4], [5] iterate through the dataset one example at a time or in minibatches. When applied to images, the images are more often divided

into small patches, and PCA is applied to patches rather than to the entire images; this is known as local PCA [6].

E. Minimum total squared reconstruction error

Interestingly, P_m is also a solution to:

$$\min_{W \in \mathbb{R}^{n \times m}} \|Y_0 - WW^T Y_0\|_F^2 \text{ s.t. } W^T W = I_{m \times m}, \quad (3)$$

where F denotes the Frobenius norm. According to this formulation, the m leading loading vectors are an orthonormal basis which spans the m dimensional subspace onto which the projections of the centered observations have the minimum squared difference from the original centered observations. In other words, P_m compresses each centered vector of length n into a vector of length m (where $m \leq n$) in such a way that minimizes the sum of total squared reconstruction errors.

It is well known [7] and easily verified that P_m indeed solves (3). Yet, the minimizer of (3) is not unique: $W = P_m Q$ is also a solution, where $Q \in \mathbb{R}^{m \times m}$ is any orthogonal matrix, $Q^T = Q^{-1}$. Multiplying P_m from the right by Q transforms the first m loading vectors into a different orthonormal basis for the same subspace.

F. Autoencoders

A neural network that is trained to learn the identity function is called an autoencoder. Its output layer has the same number of nodes as the input layer, and the cost function is some measure of the reconstruction error. Autoencoders are unsupervised learning models, and they are often used for the purpose of dimensionality reduction [8]. A simple autoencoder that implements dimensionality reduction is a feed-forward autoencoder with at least one layer that has a smaller number of nodes, which functions as a bottleneck. After training the neural network using backpropagation, it is separated into two parts: the layers up to the bottleneck are used as an encoder, and the remaining layers are used as a decoder.

In the simplest case, there is only one hidden layer (the bottleneck), and the layers in the network are fully connected. A vector $\mathbf{y}_i \in \mathbb{R}^{n \times 1}$ passes through the hidden layer, which outputs $\mathbf{x}_i \in \mathbb{R}^{m \times 1}$ according to the mapping $\mathbf{x}_i = a(W_1 \mathbf{y}_i + \mathbf{b}_1)$, where $W_1 \in \mathbb{R}^{m \times n}$ is referred to as the weight matrix of the first layer, $\mathbf{b}_1 \in \mathbb{R}^{m \times 1}$ is referred to as the bias vector of the first layer, and $m < n$. The function a , referred to as the activation function, operates element-wise and is typically a non-linear function such as the rectified linear unit (ReLU). The second layer maps \mathbf{x}_i to $\hat{\mathbf{y}}_i \in \mathbb{R}^{n \times 1}$ according to $\hat{\mathbf{y}}_i = a(W_2 \mathbf{x}_i + \mathbf{b}_2) = a(W_2 a(W_1 \mathbf{y}_i + \mathbf{b}_1) + \mathbf{b}_2)$, where $W_2 \in \mathbb{R}^{n \times m}$ and $\mathbf{b}_2 \in \mathbb{R}^{n \times 1}$ are the weight matrix and bias vector of the second layer. The parameters $W_1, \mathbf{b}_1, W_2, \mathbf{b}_2$ are found by minimizing some cost function measuring the difference between the output $\hat{\mathbf{y}}_i$ and the input \mathbf{y}_i . Using backpropagation with an optimizer such as stochastic gradient descent, each data sample from $\{\mathbf{y}_i\}_{i=1}^N$ is fed through the network to compute \mathbf{x}_i and $\hat{\mathbf{y}}_i$, which are then used to compute the gradients and to update the parameters.

G. Linear autoencoders

In the case that no non-linear activation function is used, $\mathbf{x}_i = W_1 \mathbf{y}_i + \mathbf{b}_1$ and $\hat{\mathbf{y}}_i = W_2 \mathbf{x}_i + \mathbf{b}_2$. If the cost function is the total squared difference between output and input, then training the autoencoder on the input data matrix Y solves:

$$\min_{W_1, \mathbf{b}_1, W_2, \mathbf{b}_2} \|Y - (W_2 (W_1 Y + \mathbf{b}_1 \mathbf{1}_N^T) + \mathbf{b}_2 \mathbf{1}_N^T)\|_F^2. \quad (4)$$

In [1], it is shown that if we set the partial derivative with respect to \mathbf{b}_2 to zero and insert the solution into (4), then the problem becomes:

$$\min_{W_1, W_2} \|Y_0 - W_2 W_1 Y_0\|_F^2$$

Thus, for any \mathbf{b}_1 , the optimal \mathbf{b}_2 is such that the problem becomes independent of \mathbf{b}_1 and of $\bar{\mathbf{y}}$. Therefore, we may focus only on the weights W_1, W_2 . In [2] it is shown that when setting the gradients to zero, W_1 is the left Moore-Penrose pseudoinverse of W_2 (and W_2 is the right pseudoinverse of W_1):

$$W_1 = W_2^\dagger = (W_2^T W_2)^{-1} W_2^T$$

Thus, the minimization remains with respect to a single matrix:

$$\min_{W_2 \in \mathbb{R}^{n \times m}} \|Y_0 - W_2 W_2^\dagger Y_0\|_F^2 \quad (5)$$

The matrix $W_2 W_2^\dagger = W_2 (W_2^T W_2)^{-1} W_2^T$ is the orthogonal projection operator onto the column space of W_2 when its columns are not necessarily orthonormal. This problem is very similar to (3), but without the orthonormality constraint.

In [1] and [2] it is shown that W_2 is a minimizer of (5) if and only if its column space is spanned by the first m loading vectors of Y . This can also be shown by applying the QR decomposition to W_2 , which transforms the problem (5) into the one in (3). As a result, it is possible to solve (3) by first solving the unconstrained problem (5), and then orthonormalizing the columns of the solution, e.g. using the Gram-Schmidt process. However, this does not recover the loading vectors P_m , but rather $P_m Q$ for some unknown orthogonal matrix Q .

The linear autoencoder is said to apply PCA to the input data in the sense that its output is a projection of the data onto the low dimensional principal subspace. However, unlike actual PCA, the coordinates of the output of the bottleneck are correlated and are not sorted in descending order of variance. In addition, the solutions for reduction to different dimensions are not nested: when reducing the data from dimension n to dimension m_1 , the first m_2 vectors ($m_2 < m_1$) are not an optimal solution to reduction from dimension n to m_2 , which therefore requires training an entirely new autoencoder.

Several methods have been proposed for neural networks that compute the exact loading vectors [9], [10], [11], [12], [13]. However, they require specific algorithms for iteratively updating the weights, and as such are similar to online PCA methods. No method has so far been proposed for recovering the loading vectors from a simple linear autoencoder that is independent of the optimization method used for training it.

III. METHOD

Recovering the loading vectors from the weights of a linear autoencoder (5) is remarkably simple.

Theorem: The first m loading vectors of Y are the first m left singular vectors of the matrix W_2 which minimizes (5).

Proof:

Assuming $W_2 \in \mathbb{R}^{n \times m}$ is a full-rank matrix and $m \leq n$, i.e., $\text{rank}(W_2) = m$, then $\text{rank}(W_2 W_2^\dagger) = m$. This is a property of the orthogonal projection matrix [14]. Then, $\text{rank}(W_2 W_2^\dagger Y_0) = m$, assuming $\text{rank}(Y_0) \geq m$.

Denote $\hat{Y}_0 = W_2 W_2^\dagger Y_0$. Then, (5) can be regarded as the problem of optimizing a low rank approximation in terms of the Frobenius norm:

$$\min_{\hat{Y}_0} \left\| Y_0 - \hat{Y}_0 \right\|_F^2 \quad \text{s.t.} \quad \text{rank}(\hat{Y}_0) = m. \quad (6)$$

The Eckart-Young-Mirsky theorem for the Frobenius norm [7], [15] states that the best rank m approximation for a matrix whose singular value decomposition is $Y_0 = PSQ^T = \sum_{j=1}^n s_j \mathbf{p}_j \mathbf{q}_j^T$ is $\hat{Y}_0 = \sum_{j=1}^m s_j \mathbf{p}_j \mathbf{q}_j^T$. Furthermore, the theorem states that this solution is the unique global minimizer of (6) provided that $s_m \neq s_{m+1}$ (which may be assumed for all practical purposes). Therefore, a matrix W_2 satisfies

$$W_2 W_2^\dagger Y_0 = \hat{Y}_0 = \sum_{j=1}^m s_j \mathbf{p}_j \mathbf{q}_j^T$$

if and only if it is a (non-unique) global minimizer of (5).

Let $W_2 = U \Sigma V^T = \sum_{j=1}^n \sigma_j \mathbf{u}_j \mathbf{v}_j^T$ be the singular value decomposition of $W_2 \in \mathbb{R}^{n \times m}$, which we assume is full-rank. As $m \leq n$, the first m left singular vectors, $\{\mathbf{u}_j\}_{j=1}^m$, are an orthonormal basis for the column space of W_2 , and the remaining $n - m$ left singular vectors, $\{\mathbf{u}_j\}_{j=m+1}^n$, are an orthonormal basis for its nullspace. Then,

$$W_2 W_2^\dagger = U \Sigma V^T V \Sigma^\dagger U^T = U \Sigma \Sigma^\dagger U^T = U_m U_m^T, \quad (7)$$

where we used the fact that $(V^T)^\dagger = V$ and that $\Sigma^\dagger \in \mathbb{R}^{m \times n}$ is a matrix whose diagonal elements are $\frac{1}{\sigma_j}$ (assuming $\sigma_j \neq 0$, and 0 otherwise). The matrix $\Sigma \Sigma^\dagger$ is a diagonal matrix whose first m diagonal elements are equal to one and the other $n - m$ elements are equal to zero. The matrix $U_m \in \mathbb{R}^{n \times m}$ is a matrix whose columns are the first m left singular vectors of W_2 . Then, W_2 is a solution to (5) if and only if

$$U_m U_m^T \sum_{i=1}^n s_i \mathbf{p}_i \mathbf{q}_i^T = \sum_{j=1}^m s_j \mathbf{p}_j \mathbf{q}_j^T, \quad (8)$$

We multiply both sides of the equation from the right by \mathbf{q}_k for some $1 \leq k \leq m$, use the orthonormality of the right singular vectors, and divide both sides of the equation by s_k (which is non-zero assuming W_2 is full-rank):

$$U_m U_m^T \mathbf{p}_k = \mathbf{p}_k. \quad (9)$$

This familiar equation states that \mathbf{p}_k is an eigenvector of $U_m U_m^T$ with an eigenvalue of one. But from (7), we know that

the eigendecomposition of $U_m U_m^T$ is $U \Sigma \Sigma^\dagger U^{-1}$, and eigendecomposition is unique up to the scale of the eigenvectors, which we normalize, and to permutations of the eigenvectors and their corresponding eigenvalues, which we sort in descending order. Thus, the first m eigenvectors of $U_m U_m^T$ are the columns of U_m themselves, and they correspond to an eigenvalue of one. The other $m - n$ eigenvectors correspond to an eigenvalue of zero. Since (9) must be true for all $1 \leq k \leq m$, the first m left singular vectors of W_2 must be equal (up to sign) to the first m loading vectors of Y . ■

In order to find the first m loading vectors of a (non-centered) dataset Y , first train a linear autoencoder, and then compute the first m left singular vectors of the weight matrix of the output layer, W_2 . In other words, instead of computing the first m left singular vectors of $Y_0 \in \mathbb{R}^{n \times N}$, we may train a linear autoencoder on Y and then compute the first m left singular vectors of $W_2 \in \mathbb{R}^{n \times m}$, where typically $m \ll N$.

The loading vectors may also be recovered from the weights of the hidden layer, W_1 . If $W_2 = U \Sigma V^T$, then $W_1 = W_2^\dagger = V \Sigma^\dagger U^T$, and $W_1^T = U (\Sigma^\dagger)^T V^T$. Thus, the first m left singular vectors of $W_1^T \in \mathbb{R}^{n \times m}$ are also equal to the first m loading vectors of Y .

IV. EXPERIMENTS

An important advantage of applying PCA using a linear autoencoder is that it is very simple to implement using popular machine learning frameworks. We release a sample implementation of a linear autoencoder and the recovery of the loading vectors from its weights which uses the Keras library. It can be found at <https://github.com/plaut/linear-ae-pca>.

As in any neural network, we initialize the values of the parameters, including W_2 , to random numbers. Notice that the optimization is convex over W_2 for a fixed W_1 and it is convex over W_1 for a fixed W_2 , but it is not jointly convex and has many saddle points which may be far from optimal. The optimization may benefit from a more sophisticated update than basic stochastic gradient descent, and we chose to use the Adam optimizer. Weight decay regularization, which penalizes unreasonable factorizations, was also found to be beneficial.

A. MNIST

We trained a linear autoencoder on the MNIST training dataset [16], which contains 60,000 grayscale images of handwritten digits, each of size 28×28 . Fig. 1 shows a few examples of images from the dataset. We set the dimensions of the network for reduction from a dimension of $28 \times 28 = 784$ to a




Fig. 1. Examples of images from the MNIST dataset.




Fig. 2. (a) The first 16 loading vectors of MNIST, computed by applying SVD to the entire dataset, (b) the weights of a linear autoencoder trained on the dataset, (c) the left singular vectors of the autoencoder weights. Notice how the left singular vectors in (c) are very close to the loading vectors in (a) up to their sign (inversion of the gray levels in some of the images).




Fig. 3. The covariance matrix of the data in the transformed coordinates, according to (a) the loading vectors computed by applying SVD to the entire dataset, (b) the weights of the linear autoencoder, and (c) the left singular vectors of the autoencoder weights.

dimension of 16. Then, we applied our method for recovering the loading vectors from the weights of the autoencoder.

For comparison, Fig. 2(a) shows the first 16 loading vectors as computed using the standard method of applying SVD to the entire dataset after centering it. Fig. 2(b) shows the columns of W_2 , and Fig. 2(c) shows the columns of U_m (the first m left singular vectors of W_2). It is evident that although the columns of W_2 are entirely different from the loading vectors, their left singular vectors are approximately equal to them up to sign. Seven of the vectors have opposite signs, which is reflected in their inverted gray levels.

After computing the loading vectors, we applied three different transformations to the centered: $P_m^T Y_0$, $W_2^T Y_0$, and $U_m^T Y_0$. Fig. 3 shows the covariance matrix in the transformed coordinates for the three transformations. As expected, U_m^T transformed the data to coordinates in which the covariance is a diagonal matrix with descending diagonal elements (similarly to P_m^T), while W_2^T did not.

In order to further reduce the dimensionality to $m_2 < 16$, all we need to do is keep the first m_2 rows of $U_m^T Y_0$.

B. CUB-200-2011

Computing PCA using a linear autoencoder only becomes advantageous when handling a large set of large images. We applied the same technique to the CUB-200-2011 dataset [17], which contains 11,788 color images of birds. The images were resized to 256×256 . Fig. 4 shows a few examples of images from the dataset. The autoencoder was set for dimensionality reduction from a dimension of $256 \times 256 \times 3 = 196,608$ to a dimension of 36. Then, the first 36 loading vectors of the dataset were recovered by applying SVD to the weight matrix W_2 and taking the first 36 left singular vectors of it, they are shown in Fig. 5.

In order to verify that the resulting transformation applies PCA, we centered the dataset and calculated the covariance in the transformed coordinates, shown in Fig. 6. As expected, it is approximately a diagonal matrix with descending elements on the diagonal.

This dataset was too large to fit in memory, so we did not compare the results to applying SVD to the entire dataset. One might suspect that the last loading vectors in Fig. 5 are evidence of underfitting due to their high spatial frequencies.




Fig. 4. Examples of images from the CUB-200-2011 dataset.




Fig. 5. The loading vectors of the CUB-200-2011 dataset, as recovered from the weight matrix W_2 .

In order to rule this out, we computed the loading vectors of a subset of 1,000 examples from the dataset by applying SVD to all the 1,000 examples after centering them, and they exhibited the same appearance.

V. CONCLUSION

It is in fact possible to use a linear autoencoder not only to project data onto the principal subspace, but to actually perform principal component analysis. Recovering the loading vectors amounts to simply applying SVD to the weight matrix of one of the two layers. The solution is independent of the optimization algorithm used to train the neural network. The advantages of implementing PCA this way are that is able to:

- Process high-dimensional data.
- Process datasets with large numbers of observations.
- Avoid the need to center the data to element-wise zero mean.

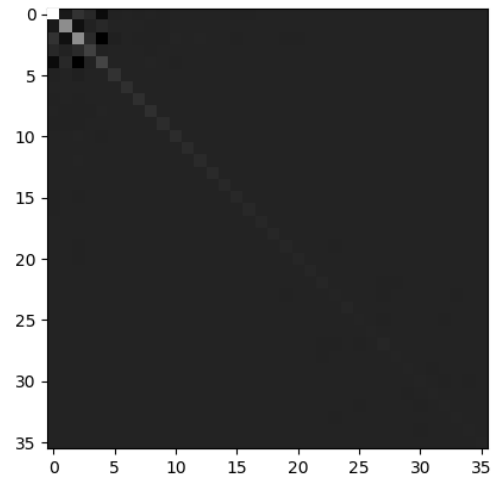


Fig. 6. The covariance matrix of the CUB-200-2011 dataset in the transformed coordinates. As expected, the covariance is approximately diagonal with descending elements on the diagonal.

- Process new data online as it arrives.
- Be implemented easily using very few lines of code, using the latest algorithms, software frameworks and hardware that are optimized for training neural networks.

REFERENCES

- [1] H. Bourlard and Y. Kamp, "Auto-association by multilayer perceptrons and singular value decomposition," *Biological Cybernetics*, vol. 59(4-5), pp. 291–294, 1988.
- [2] P. Baldi and K. Hornik, "Neural networks and principal component analysis: Learning from examples without local minima," *Neural Networks*, vol. 2(1), pp. 53–58, 1989.
- [3] M. Warmuth and D. Kuzmin, "Randomized online PCA algorithms with regret bounds that are logarithmic in the dimension," *Journal of Machine Learning Research*, vol. 9, pp. 2287–2320, 2008.
- [4] J. Fend, H. Xu, S. Mannor, and S. Yan, "Online PCA for contaminated data," *Advances in Neural Information Processing Systems*, pp. 764–772, 2013.
- [5] J. Fend, H. Xu, and S. Yan, "Online robust PCA via stochastic optimization," *Advances in Neural Information Processing Systems*, pp. 404–412, 2013.
- [6] N. Kambhatla and T. Leen, "Dimension reduction by local principal component analysis," *Neural Computation*, vol. 9(7), pp. 1493–1516, 1997.
- [7] C. Eckardt and G. Young, "The approximation of one matrix by another of lower rank," *Psychometrika*, vol. 1, pp. 211–218, 1936.
- [8] G. Hinton and R. Salakhutdinov, "Reducing the dimensionality of data with neural networks," *Science*, vol. 313(5786), pp. 504–507, 2006.
- [9] E. Oja, "Neural networks, principal components, and subspaces," *International Journal of Neural Systems*, vol. 1(01), pp. 61–68, 1989.
- [10] J. Rubner and P. Tavan, "A self-organizing network for principal-component analysis," *EPL (Europhysics Letters)*, vol. 10(7), p. 693, 1989.
- [11] S. Kung and K. Diamantaras, "A neural network learning algorithm for adaptive principal component extraction (APEX)," *ICASSP*, pp. 861–864, 1990.
- [12] E. Oja, "Principal components, minor components, and linear neural networks," *Neural Networks*, vol. 5(6), pp. 927–935, 1992.
- [13] L. Xu, "Least mean square error reconstruction principle for self-organizing neural-nets," *Neural Networks*, vol. 6(5), pp. 627–648, 1993.
- [14] D. A. Freedman, "Statistical models: Theory and practice." *Cambridge University Press*, 2009.
- [15] A. Antoulas, "Approximation of large-scale dynamical systems," *SIAM*, vol. 6, pp. 37–38, 2005.
- [16] Y. LeCun, C. Cortes, and C. Burges, "MNIST handwritten digit database," 2010.
- [17] C. Wah, S. Branson, P. Welinder, P. Perona, and S. Belongie, "The Caltech-UCSD birds-200-2011 dataset," no. CNS-TR-2011-001, 2011.