

# Symbolic Automata with Memory: a Computational Model for Complex Event Processing

**Elias Alevizos**

National Center for Scientific Research (NCSR) “Demokritos”, Greece  
National Kapodistrian University of Athens, Greece  
alevizos.elias@iit.demokritos.gr

**Alexander Artikis**

University of Piraeus, Greece  
National Center for Scientific Research (NCSR) “Demokritos”, Greece  
a.artikis@iit.demokritos.gr

**Georgios Paliouras**

National Center for Scientific Research (NCSR) “Demokritos”, Greece  
paliourg@iit.demokritos.gr

---

## Abstract

We propose an automaton model which is a combination of symbolic and register automata, i.e., we enrich symbolic automata with memory. We call such automata Register Match Automata (RMA). RMA extend the expressive power of symbolic automata, by allowing Boolean formulas to be applied not only to the last element read from the input string, but to multiple elements, stored in their registers. RMA also extend register automata, by allowing arbitrary Boolean formulas, besides equality predicates. We study the closure properties of RMA under union, concatenation, Kleene closure, complement and determinization and show that RMA, contrary to symbolic automata, are not in general closed under determinization, but they are when a window operator, quintessential in Complex Event Processing, is used. We present detailed algorithms for constructing deterministic RMA from regular expressions extended with Boolean constraints, when windowing is used. We show how RMA can be used in Complex Event Processing in order to detect patterns upon streams of events, using a framework that provides denotational and compositional semantics, and that allows for a systematic treatment of such automata.

**2012 ACM Subject Classification** Theory of computation → Streaming models, Theory of computation → Automata over infinite objects, Theory of computation → Transducers, Theory of computation → Regular languages, Information systems → Data streams, Information systems → Temporal data

**Keywords and phrases** Complex event processing, Stream processing, Register automata

## 1 Introduction

A Complex Event Processing (CEP) system takes as input a stream of events, along with a set of patterns, defining relations among the input events, and detects instances of pattern satisfaction, thus producing an output stream of complex events [18, 8]. Typically, an event has the structure of a tuple of values which might be numerical or categorical. Since time is of critical importance for CEP, a temporal formalism is used in order to define the patterns to be detected. Such a pattern imposes temporal (and possibly atemporal) constraints on the input events, which, if satisfied, lead to the detection of a complex event. Atemporal constraints may be “local”, applying only to the last event read, e.g., in streams from temperature sensors, the constraint that the temperature of the last event is higher than some constant threshold. Alternatively, they might involve multiple events of the pattern, e.g., the constraint that the temperature of the last event is higher than that of the previous event.

Automata are of particular interest for the field of CEP, because they provide a natural way of handling sequences. As a result, the usual operators of regular expressions, concatenation, union and Kleene closure, have often been given an implicit temporal interpretation in CEP. For example, the concatenation of two events is said to occur whenever the second event is read by an automaton after the first one, i.e., whenever the timestamp of the second event is greater than the timestamp of the first (assuming the input events are temporally ordered). On the other hand, atemporal constraints are not easy to define using classical automata, since they either work without memory or, even if they do include a memory structure, e.g., as with push-down automata, they can only work with a finite alphabet of input symbols. For this reason, the CEP community has proposed several extensions of classical automata. These extended automata have the ability to store input events and later retrieve them in order to evaluate whether a constraint is satisfied [9, 1, 7]. They resemble both register automata [16], through their ability to store events, and symbolic automata [11], through the use of predicates on their transitions. They differ from symbolic automata in that predicates apply to multiple events, retrieved from the memory structure that holds previous events. They differ from register automata in that predicates may be more complex than that of (in)equality.

One issue with these automata is that their properties have not been systematically investigated, as is the case with models derived directly from the field of languages and automata. See [14] for a discussion about the weaknesses of automaton models in CEP. Moreover, they sometimes need to impose restrictions on the use of regular expression operators in a pattern, e.g., nesting of Kleene closure operators is not allowed. A recently proposed formal framework for CEP attempts to address these issues [14]. Its advantage is that it provides a logic for CEP patterns, called CEPL, with simple denotational and compositional semantics, but without imposing severe restrictions on the use of operators. A computational model is also proposed, through the so-called *Match Automata* (MA), which may be conceived as variations of symbolic transducers [11]. However, MA can only handle “local” constraints, i.e., the Boolean formulas on their transitions are unary and thus are applied only to the last event read. We propose an automaton model that is an extension of MA. It has the ability to store events and its transitions have guards in the form of  $n$ -ary formulas. These formulas may be applied both to the last event and to past events that have been stored. We call such automata *Register Match Automata* (RMA). RMA extend the expressive power of MA, symbolic automata and register automata, by allowing for more complex patterns to be defined and detected on a stream of events. We prove that an important fragment of CEPL expressions can indeed be translated to equivalent RMA. On the other hand, we show that only some of the nice closure properties of MA apply to RMA. Specifically, an important class of CEP patterns, namely those that are restricted through windowing, can indeed be captured by deterministic RMA, although RMA in general are not closed under determinization. The contributions of the paper may thus be summarized as follows:

- We present an algorithm for constructing a RMA from a regular expression with Boolean constraints in which events may be constrained through  $n$ -ary formulas, as a significant extension of the corresponding algorithms for symbolic automata and MA.
- We prove that RMA are closed under union, concatenation and Kleene closure, but not under complement and determinization.
- We present an algorithm for constructing deterministic RMA for patterns that are restricted through windowing, a common constraint in CEP.

A selection of the most important proofs and algorithms may be found in the Appendix.

## **2** Related Work

Because of their ability to naturally handle sequences of characters, automata have been extensively adopted in CEP, where they are adapted in order to handle streams composed of tuples. Typical

cases of CEP systems that employ automata are the Chronicle Recognition System [13, 10], Cayuga [9], TESLA [7] and SASE [1, 29]. There also exist systems that do not employ automata as their computational model, e.g., there are logic-based systems [4] or systems that use trees [19], but the standard operators of concatenation, union and Kleene closure are quite common and they may be considered as a reasonable set of core operators for CEP. For a tutorial on CEP languages, see [3], and for a general review of CEP systems, see [8]. However, current CEP systems do not have the full expressive power of regular expressions, e.g., SASE does not allow for nesting Kleene closure operators. Moreover, due to the various approaches implementing the basic operators and extensions in their own way, there is a lack of a common ground that could act as a basis for systematically understanding the properties of these automaton models. The abundance of different CEP systems, employing various computational models and using various formalisms has recently led to some attempts at providing a unifying framework [14, 15]. Specifically, in [14], a set of core CEP operators is identified, a formal framework is proposed that provides denotational semantics for CEP patterns, and a computational model is described, through *Match Automata* (MA), for capturing such patterns.

Outside the field of CEP, research on automata has evolved towards various directions. Besides the well-known push-down automata that can store elements from a finite set to a stack, there have appeared other automaton models with memory, such as register automata, pebble automata and data automata [16, 22, 6]. For a review, see [25]. Such models are especially useful when the input alphabet cannot be assumed to be finite, as is often the case with CEP. Register automata (initially called finite-memory automata) constitute one of the earliest such proposals [16]. At each transition, a register automaton may choose to store its current input (more precisely, the current input's data payload) to one of a finite set of registers. A transition is followed if the current input complies with the contents of some register. With register automata, it is possible to recognize strings constructed from an infinite alphabet, through the use of (in)equality comparisons among the data carried by the current input and the data stored in the registers. However, register automata do not always have nice closure properties, e.g., they are not closed under determinization (see [17] for an extensive study of register automata). Another model that is of interest for CEP is the symbolic automaton, which allows CEP patterns to apply constraints on the attributes of events. Automata that have predicates on their transitions were already proposed in [23]. This initial idea has recently been expanded and more fully investigated in symbolic automata [27, 26, 11]. In this automaton model, transitions are equipped with formulas constructed from a Boolean algebra. A transition is followed if its formula, applied to the current input, evaluates to true. Contrary to register automata, symbolic automata have nice closure properties, but their formulas are unary and thus can only be applied to a single element from the input string.

This is the limitation that we address in this paper, i.e., we propose an automaton model, called *Register Match Automata* (RMA), whose transitions can apply  $n$ -ary formulas (with  $n > 1$ ) on multiple elements. RMA are thus more expressive than symbolic automata (and Match Automata), thus being suitable for practical CEP applications, while, at the same time, their properties can be systematically investigated, as in standard automata theory.

### 3 Grammar for Patterns with $n$ -ary Formulas

Before presenting RMA, we first briefly present a high-level formalism for defining CEP patterns, called “CEP logic” (CEPL) [14]. To allow for a self-contained presentation, in Section 3.1, we outline the basics of CEPL. Then, Section 3.2 presents some restrictions that we need to impose on CEPL patterns, so that they may be translated to RMA. We introduce an example from [14] that will be used throughout the paper to provide intuition. The example is that of a set of sensors taking temperature and humidity measurements, monitoring an area for the possible eruption of fires. A stream is a

■ **Table 1** Example stream.

type	T	T	T	H	H	T	...
id	1	1	2	1	1	2	...
value	22	24	32	70	68	33	...
index	0	1	2	3	4	5	...

sequence of events, where each event is a tuple of the form  $(type, id, value)$ . The first attribute ( $type$ ) is the type of measurement:  $H$  for humidity and  $T$  for temperature. The second one ( $id$ ) is an integer identifier, unique for each sensor. It has a finite set of possible values. Finally, the third one ( $value$ ) is the real-valued measurement from a possibly infinite set of values. Table 1 shows an example of such a stream. We assume that events are temporally ordered and their order is implicitly provided through the index.

### 3.1 A logic for Complex Event Processing

Let  $\mathbf{A}$  be a set of attribute names and  $\mathbf{D}$  a set of values. A relation name  $R$  is any finite subset of  $\mathbf{A}$ . If  $R$  is a relation name, then an  $R$ -tuple is a function  $t : R \rightarrow \mathbf{D}$ . We say that the type of an  $R$ -tuple  $t$  is  $R$ , and denote this by  $type(t)=R$ . A database schema  $\mathcal{R}$  is a finite set of relation names. For any relation name  $R$ ,  $tuples(R)$  denotes the set of all possible  $R$ -tuples, i.e.,  $tuples(R)=\{t : R \rightarrow \mathbf{D}\}$ . Similarly, for any database schema  $\mathcal{R}$ ,  $tuples(\mathcal{R})$  is the set of all  $R$ -tuples for all  $R \in \mathcal{R}$ . Given a schema  $\mathcal{R}$ , an  $\mathcal{R}$ -stream  $S$  is an infinite sequence  $S = t_0 t_1 \dots$ , where  $t_i \in tuples(\mathcal{R})$ . Given a stream  $S=t_0 t_1 \dots$  and a position/index  $i \in \mathbb{N}$ , the  $i_{th}$  element of  $S$  is denoted by  $S[i] = t_i$  and the sub-stream  $S=t_i t_{i+1} \dots$  of  $S$  is denoted by  $S_i$ . Let  $\mathbf{X}$  be a set of variables and  $\mathbf{P}(\mathcal{R})$  a set of predicates over  $tuples(\mathcal{R})$ , where each  $P \in \mathbf{P}(\mathcal{R})$  has arity  $arity(P)$ . We define the set  $\mathbf{F}(\mathcal{R})$  of *selection formulas* over  $\mathcal{R}$  as the smallest set of formulas such that  $\mathbf{P}(\mathcal{R}) \subseteq \mathbf{F}(\mathcal{R})$ ;  $\mathbf{F}(\mathcal{R})$  is closed under conjunction, disjunction and negation. An *assignment* is a partial function  $\sigma : \mathbf{X} \rightarrow tuples(\mathcal{R})$ . Given an assignment  $\sigma$  and a predicate  $P(x_1, \dots, x_n) \in \mathbf{P}(\mathcal{R})$ , we say that  $\sigma$  satisfies  $P$ , denoted by  $\sigma \models P$ , if  $P(\sigma(x_1), \dots, \sigma(x_n))$  evaluates to TRUE. For every formula in  $\mathbf{F}(\mathcal{R})$  that is not a predicate, the semantics is defined recursively as usual.

The basic operators of CEPL's grammar are the standard operators of regular expressions, i.e., concatenation, union and Kleene closure, frequently referred to with the equivalent terms *sequence*, *disjunction* and *iteration* respectively:

► **Definition 1** (core-CEPL grammar). The core-CEPL grammar is defined as:

$$\phi := R \text{ AS } x \mid \phi \text{ FILTER } f \mid \phi \text{ OR } \phi \mid \phi; \phi \mid \phi^+$$

where  $R$  is a relation name ( $R \in \mathcal{R}$ ),  $x$  a variable ( $x \in \mathbf{X}$ ),  $f$  a selection formula ( $f \in \mathbf{F}(\mathcal{R})$ ), “;” denotes sequence, “OR” denotes disjunction and “+” denotes iteration.

From now on, we will use the term “expression” to refer to CEPL patterns defined as above and the term “formula” to refer to the selection formulas  $f$  in FILTER expressions. Note that extended versions of CEPL include more operators, beyond the core ones presented above, but these will not be treated in this paper. We reserve such a treatment for future work.

Before formally defining the semantics of CEPL expressions, we first give examples in order to provide some intuition. Consider the following CEPL expression:  $\phi := (T \text{ AS } x); (H \text{ AS } y)$ . It aims at detecting pairs of events in the stream, where the first is a temperature measurement and the second a humidity measurement. According to the CEPL semantics, all the possible pairs of  $T$  events followed

by  $H$  events from the stream of Table 1 are accepted as matches. Specifically,  $\{0, 3\}$ ,  $\{0, 4\}$ ,  $\{1, 3\}$ ,  $\{1, 4\}$ ,  $\{2, 3\}$ ,  $\{2, 4\}$  would all be matches. As another example, let

$$\phi_1 := (T \text{ AS } x); (H \text{ AS } y) \text{ FILTER } (x.id = y.id) \quad (1)$$

be a CEPL expression, as previously, but with the binary formula  $x.id=y.id$  as an extra constraint. The matches for this expression would be the same, except for  $\{2, 3\}$ , since events/tuples  $t_2$  and  $t_3$  have different sensor identifiers.

As can be seen from the above examples, a match  $M$  of an expression  $\phi$  over a stream  $S$  is a non-empty and finite set of natural numbers containing the indices of  $S$  for which  $\phi$  is “satisfied”. We denote by  $|M|$  the size of a match and by  $\min(M)$  and  $\max(M)$  its minimum and maximum elements, respectively. Given a stream  $S = t_0 t_1 \dots$  and  $M = \{i_1, \dots, i_n\}$  with  $i_j < i_{j+1}$ , the subsequence  $t_{i_1} \dots t_{i_n}$  of  $S$  is denoted by  $S[M]$ . Given two matches  $M_1$  and  $M_2$ , we denote by  $M_1 \cdot M_2$  the *concatenation* of two matches, i.e.,  $M_1 \cdot M_2 := M_1 \cup M_2$  whenever  $\max(M_1) < \min(M_2)$  and empty otherwise. Given a core-CEPL expression  $\phi$  we denote by  $\text{var}(\phi)$  the set of all variables that appear in  $\phi$  and by  $\text{vdef}(\phi)$  all variables defined in  $\phi$  by a clause of the form  $R \text{ AS } x$ . We denote by  $\text{vdef}_+(\phi)$  all variables in  $\text{vdef}(\phi)$  that are defined outside the scope of all  $+$  operators. Defining the semantics of CEPL expressions, i.e., determining whether an arbitrary set of indices is a match for an expression, requires the notion of valuations. A valuation is a partial function  $v : \mathbf{X} \rightarrow \mathbb{N}$ , mapping variables to indices (assignments map variables directly to tuples and thus lose information about indices). Valuations, through indices, provide indirect access to tuples. Given a stream  $S$ , a valuation  $v$  induces an assignment  $v_S$  from variables to  $\text{tuples}(\mathcal{R})$  defined by  $v_S(x) = S[v(x)]$  for every  $x \in \text{dom}(v)$ . Finally, given a finite subset  $U \subseteq \mathbf{X}$  and two valuations  $v_1$  and  $v_2$ , we define the valuation  $v_1[v_2 \rightarrow U]$  by  $v_1[v_2 \rightarrow U](x) = v_2(x)$  if  $x \in U$  and  $v_1[v_2 \rightarrow U](x) = v_1(x)$  otherwise.

The evaluation of a CEPL expression over a stream has the following semantics:

► **Definition 2 (CEPL semantics).** A set of indices  $M$  belongs to the evaluation of an expression  $\phi$  over a stream  $S$ , starting at index  $i \in \mathbb{N}$ , and under the valuation  $v$ , denoted by  $M \in \llbracket \phi \rrbracket(S, i, v)$ , if one of the following conditions holds:

- $\phi := R \text{ AS } x$ ,  $M = v(x)$ ,  $\text{type}(S[v(x)]) = R$  and  $i \leq v(x)$ .
- $\phi := \phi_1 \text{ FILTER } f$ ,  $M \in \llbracket \phi_1 \rrbracket(S, i, v)$  and  $v_S \models f$ .
- $\phi := \phi_1 \text{ OR } \phi_2$  and  $M \in \llbracket \phi_1 \rrbracket(S, i, v)$  or  $M \in \llbracket \phi_2 \rrbracket(S, i, v)$ .
- $\phi := \phi_1 ; \phi_2$  and  $M = M_1 \cdot M_2$  for two matches  $M_1$  and  $M_2$  such that  $M_1 \in \llbracket \phi_1 \rrbracket(S, i, v)$  and  $M_2 \in \llbracket \phi_2 \rrbracket(S, j, v)$  with  $j = \max(M_1) + 1$ .
- $\phi := \psi^+$  and there is a valuation  $v'$  such that:
  - either  $M \in \llbracket \psi \rrbracket(S, i, v[v' \rightarrow U])$ ;
  - or  $M \in \llbracket \psi ; \psi^+ \rrbracket(S, i, v[v' \rightarrow U])$ , where  $U = \text{vdef}_+(\psi)$ .

We then say that  $M$  is a match of  $\phi$  over  $S_i$ .

Informally, the base case,  $R \text{ AS } x$ , is similar to the base case in classical automata. We check whether the event is of type  $R$ , i.e., if  $M = \{i\}$ ,  $v(x) = i$  and the type of  $t_i$  is  $R$ , then  $M$  is indeed a match. For the case of expressions like  $\phi \text{ FILTER } f(x, y, z, \dots)$ ,  $M$  under  $v$  must be a match of the sub-expression  $\phi$ . In addition, the tuples associated with the variables  $x, y, z, \dots$  through  $v$  must satisfy  $f$ , i.e.,  $f(t_{v(x)}, t_{v(y)}, t_{v(z)}, \dots) = \text{TRUE}$ . If  $\phi := \phi_1 \text{ OR } \phi_2$ ,  $M$  must be a match either of  $\phi_1$  or of  $\phi_2$ . If  $\phi := \phi_1 ; \phi_2$ , then we must be able to split  $M$  in two matches  $M = M_1 \cdot M_2$  ( $M_2$  follows  $M_1$ ) so that  $M_1$  is a match of  $\phi_1$  and  $M_2$  is a match of  $\phi_2$ . Finally, for  $\phi := \psi^+$ , we must be able to split  $M$  in  $n$  matches  $M = M_1 \cdot M_2 \dots M_n$  so that  $M_1$  is a match of the sub-expression  $\psi$  (under the initial valuation  $v$ ) and the subsequent matches  $M_i$  are also matches of  $\psi$  (under new valuations  $v_i$ ).

### 3.2 Bounded expressions

Variables in CEPL expressions are useful for defining constraints in the form of formulas. However, careless use of variables may lead to some counter-intuitive and undesired consequences. The notions of *well-formedness* and *safeness* deal with such cases [14]. For our purposes, we need to impose some further constraints on the use of variables. Our aim is to construct an automaton model that can capture CEPL expressions with  $n$ -ary formulas. In addition, we would like to do so with automata that have a finite number of registers, where each register is a memory slot that can store one event. The reason for the requirement of finite memory is that automata with infinite memory have two main disadvantages: they often have undesirable theoretical properties, e.g., push-down automata are not closed under determinization; and they are not a realistic option for CEP applications, which always work with finite (and restricted) resources. Under the CEPL semantics though, it is not always possible to capture patterns with finite memory. This is the reason why we restrict our attention to a fragment of core-CEPL that can be evaluated with finite memory. As an example of an expression requiring infinite memory, consider the following:

$$\phi_2 := ((T \text{ AS } x)^+; (H \text{ AS } y)) \text{ FILTER } (x.id = y.id) \quad (2)$$

This expression captures a sequence of one or more  $T$  events, followed by a  $H$  event and finally the FILTER formula checks that all these events are from the same sensor.  $M=\{0, 1, 3\}$  would be a match for this expression in our example. However, if more  $T$  events from the sensor with  $id=1$  were present before the  $H$  event, then these should also constitute a match, regardless of the number of these  $T$  events. An automaton trying to capture such a pattern would need to store all the  $T$  events, until it sees a  $H$  event and can compare the  $id$  of this  $H$  event with the  $id$  of every previous  $T$  event. Therefore, such an automaton would require infinite memory. As will be seen, such cases are excluded if we focus on well-formed expressions. On the other hand, consider the following expression:

$$\phi_3 := (T \text{ AS } x \text{ FILTER } x.id=y.id)^+; (H \text{ AS } y) \quad (3)$$

Although a bit counter-intuitive, it is essentially the same as Expression (2), while, at the same time, it is well-formed.

We exclude such cases by focusing on the so-called *bounded* expressions, which are a specific case of *well-formed* expressions. For well-formed and bounded expressions, we need the notion of the set of *bound* variables of an expression  $\phi$ , denoted by  $bound(\phi)$ :

$$bound(\phi) = \begin{cases} \{x\} & \text{if } \phi := R \text{ AS } x \\ bound(\psi) & \text{if } \phi := \psi \text{ FILTER } f \\ bound(\phi_1) \cup bound(\phi_2) & \text{if } \phi := \phi_1 ; \phi_2 \\ bound(\phi_1) \cap bound(\phi_2) & \text{if } \phi := \phi_1 \text{ OR } \phi_2 \\ \emptyset & \text{if } \phi := \psi^+ \end{cases}$$

A CEPL expression  $\phi$  is well-formed if, for every sub-expression of the form  $\psi \text{ FILTER } f$  and every variable  $x \in var(f)$ , there is another sub-expression  $\psi_x$  of  $\phi$  such that  $x \in bound(\psi_x)$  and  $\psi$  is a sub-expression of  $\psi_x$  (see [14]). Bounded expressions may then be defined as follows:

► **Definition 3** (Bounded expression). A core-CEPL expression  $\phi$  is bounded if it is well-formed and one of the following conditions hold:

- $\phi := R \text{ AS } x$ .
- $\phi := \psi \text{ FILTER } f$  and  $\forall x \in var(f)$ , we have that  $x \in bound(\psi)$ .
- $\phi := \phi_1 \text{ OR } \phi_2 \mid \phi_1; \phi_2 \mid \psi^+$  and all sub-expressions of  $\phi$  are bounded. Moreover, if  $\phi := \phi_1; \phi_2$ , then  $var(\phi_1) \cap var(\phi_2) = \emptyset$ .

In other words, for  $\psi$  FILTER  $f$ , variables in  $f$  must be defined inside  $\psi$  and not in a wider scope. Additionally, if a variable is defined in a disjunct of an OR operator, then it must be defined in every other disjunct of this operator. Variables defined inside a  $+$  operator are also not allowed to be used outside this operator and vice versa. Finally, variables are not to be shared among sub-expressions of  $;$  operators. According to these definitions then, Expression (2) is not well-formed (and also not bounded, as a consequence), since  $bound((T \text{ AS } x)^+) = \emptyset$  and  $x$  is used in a formula outside the  $+$  operator. On the other hand, Expression (3) is well-formed, but not bounded, since variable  $y$  in  $(T \text{ AS } x \text{ FILTER } x.id=y.id)$  does not belong to  $bound(T \text{ AS } x)$ .

## 4 Register Match Automata

In order to capture bounded core-CEPL expressions, we propose Register Match Automata (RMA), an automaton model equipped with memory. The basic idea is the following. We add a set of registers  $RG$  to an automaton in order to be able to store events from the stream that will be used later in  $n$ -ary formulas. Each register can store at most one event. In order to evaluate whether to follow a transition or not, each transition is equipped with a guard, in the form of a formula. If the formula evaluates to TRUE, then the transition is followed. Since a formula might be  $n$ -ary, with  $n > 1$ , the values passed to its arguments during evaluation may be either the current event or the contents of some registers, i.e., some past events. In other words, the transition is also equipped with a *register selection*, i.e., a tuple of registers. Before evaluation, the automaton reads the contents of those registers, passes them as arguments to the formula and the formula is evaluated. Additionally, if, during a run of the automaton, a transition is followed, then the transition has the option to write the event that triggered it to some of the automaton's registers. These are called its *write registers*, i.e., the registers whose contents may be changed by the transition. Finally, each transition, when followed, produces an output, either  $\circ$ , denoting that the event is not part of the match for the pattern that the RMA tries to capture, or  $\bullet$ , denoting that the event is part of the match. We also allow for  $\epsilon$ -transitions, as in classical automata, i.e., transitions that are followed without consuming any events and without altering the contents of the registers.

We now formally define RMA. To aid understanding, we present three separate definitions: one for the automaton itself, one for its transitions and one for its configurations.

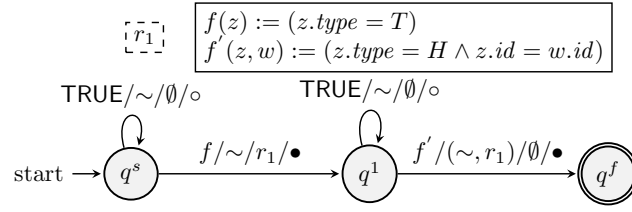
► **Definition 4** (Register Match Automaton). A RMA is a tuple  $(Q, Q^s, Q^f, RG, \Delta)$  where  $Q$  is a finite set of states,  $Q^s \subseteq Q$  the set of start states,  $Q^f \subseteq Q$  the set of final states,  $RG$  a finite set of registers and  $\Delta$  the set of transitions. When we have a single start state, we denote it by  $q^s$ .

For the definition of transitions, we need the notion of a  $\gamma$  function representing the contents of the registers, i.e.,  $\gamma : RG \cup \{\sim\} \rightarrow tuples(\mathcal{R})$ . The domain of  $\gamma$  also contains  $\sim$ , representing the current event, i.e.,  $\gamma(\sim)$  returns the last event consumed from the stream.

► **Definition 5** (Transition of RMA). A transition  $\delta \in \Delta$  is a tuple  $(q, f, rs, p, R, o)$ , also written as  $(q, f, rs) \rightarrow (p, R, o)$ , where  $q, p \in Q$ ,  $f$  is a formula from a Boolean algebra,  $rs = (r_1, \dots, r_n)$  the register selection, where  $r_i \in RG \cup \{\sim\}$ ,  $R \in 2^{RG}$  the write registers and  $o \in \{\circ, \bullet\}$  is the set of outputs.

We say that a transition applies iff  $\delta = \epsilon$  and no event is consumed, or  $f(\gamma(r_1), \dots, \gamma(r_n)) = \text{TRUE}$  upon consuming an event. We will use the dot notation to refer to elements of tuples, e.g., if  $A$  is a RMA, then  $A.Q$  is the set of its states. For a transition  $\delta$ , we will also use the notation  $\delta.source$  and  $\delta.target$  to refer to its source and target state respectively. We will also sometimes write  $\gamma(rs)$  as shorthand notation for  $(\gamma(r_1), \dots, \gamma(r_n))$ .

As an example, consider the RMA of Fig. 1. Each transition is represented as  $f/rs/R/o$ , where  $f$  is its formula,  $rs$  its register selection,  $R$  its write registers and  $o$  its output. The formulas of the



■ **Figure 1** RMA corresponding to Expression (1).

transitions are presented in a separate box, above the RMA. Note that the arguments of the formulas do not correspond to any variables of any CEPL expression, but to registers, through the register selection (we use  $z$  and  $w$  as arguments to avoid confusion with the variables of CEPL expressions). Take the transition from  $q^s$  to  $q^1$  as an example. It takes the last event consumed from the stream ( $\sim$ ) and passes it as argument to the unary formula  $f$ . If  $f$  evaluates to TRUE, it writes this last event to register  $r_1$ , displayed inside a dashed square in Fig. 1, and outputs  $\bullet$ . On the other hand, the transition from  $q^1$  to  $q^f$  uses both the current event and the event stored in  $r_1$  ( $(\sim, r_1)$ ) and passes them to the binary formula  $f'$ . Finally, the formula TRUE (for example, in the self-loop of  $q^s$ ) is a unary predicate that always evaluates to TRUE. The RMA of Fig. 1 captures Expression (1).

Note that there is a subtle issue with respect to how formulas are evaluated. The definition about when a transition applies, as it is, does not take into account cases where the contents of some register(s) in a register selection are empty. In such cases, it would not be possible to evaluate a formula (or we would need a 3-valued algebra, like Kleene's or Lukasiewicz's; see [5] for an introduction to many-valued logics). For our purposes, it is sufficient to require that all registers in a register selection are not empty whenever a formula is evaluated (they can be empty before any evaluation). There is a structural property of RMA, in the sense that it depends only on the structure of the RMA and is independent of the stream, that can satisfy this requirement. We require that, for a RMA  $A$ , for every state  $q$ , if  $r$  is a register in one of the register selections of the outgoing transitions of  $q$ , then  $r$  must appear in every trail to  $q$ . A trail is a sequence of successive transitions (the target of every transition must be the source of the next transition) starting from the start state, without any state re-visits. A walk is similarly defined, but allows for state re-visits. We say that a register  $r$  appears in a trail if there exists at least one transition  $\delta$  in the trail such that  $r \in \delta.R$ .

We can describe formally the rules for the behavior of a RMA through the notion of configuration:

► **Definition 6 (Configuration of RMA).** Assume a stream of events  $S = t_0, t_1, \dots, t_i, t_{i+1}, \dots$  and a RMA  $A$  consuming  $S$ . A configuration of  $A$  is a triple  $c = [i, q, \gamma]$ , where  $i$  is the index of the next event to be consumed,  $q$  is the current state of  $A$  and  $\gamma$  the current contents of  $A$ 's registers.

We say that  $c' = [i', q', \gamma']$  is a *successor* of  $c$  iff the following hold:

- $\exists \delta : (q, f, rs) \rightarrow (q', R, o)$  applies.
- $i=i'$  if  $\delta=\epsilon$ . Otherwise  $i'=i+1$ .
- $\gamma'=\gamma$  if  $\delta=\epsilon$  or  $R=\emptyset$ . Otherwise,  $\forall r \notin R, \gamma'(r)=\gamma(r)$  and  $\forall r \in R, \gamma'(r)=t_i$ .

For the initial configuration  $c^s$ , before consuming any events, we have that  $c^s.q \in Q^s$  and, for each  $r \in RG$ ,  $c^s.\gamma(r)=\sharp$ , where  $\sharp$  denotes the contents of an empty register, i.e., the initial state is one of the start states and all registers are empty. Transitions from the start state cannot reference any registers in their register selection, but only  $\sim$ . Hence, they are always unary. In order to move to a successor configuration, we need a transition whose formula evaluates to TRUE, applied to  $\sim$ , if it is unary, or to  $\sim$  and the contents of its register selection, if it is  $n$ -ary. If this is the case, we move one position ahead in the stream and update the contents of this transition's write registers, if any, with the event that was read. If the transition is an  $\epsilon$ -transition, we do not move the stream pointer and do not



update the registers, but only move to the next state. We denote a succession by  $[i, q, \gamma] \rightarrow [i', q', \gamma']$ , or  $[i, q, \gamma] \xrightarrow{\delta/o} [i', q', \gamma']$  if we need to refer to the transition and its output.

The actual behavior of a RMA upon reading a stream is captured by the notion of the run:

► **Definition 7** (Run of RMA over stream). A run  $\varrho$  of a RMA  $A$  over a stream  $S$  is a sequence of successor configurations  $[0, q_s, \gamma_0] \xrightarrow{\delta_0/o_0} [1, q_1, \gamma_1] \xrightarrow{\delta_1/o_1} \dots \xrightarrow{\delta_{n-1}/o_{n-1}} [n, q_n, \gamma_n]$ . A run is called accepting iff  $q_n \in Q^f$  and  $o_{n-1} = \bullet$ .

A run of the RMA of Fig. 1, while consuming the first four events from the stream of Table 1, is the following:

$$[0, q^s, \#] \xrightarrow{\delta^{s,s}/\circ} [1, q^s, \#] \xrightarrow{\delta^{s,1}/\bullet} [2, q^1, (T, 1, 24)] \xrightarrow{\delta^{1,1}/\circ} [3, q^1, (T, 1, 24)] \xrightarrow{\delta^{1,f}/\bullet} [4, q^f, (T, 1, 24)] \quad (4)$$

Transition superscripts refer to states of the RMA, e.g.,  $\delta^{s,s}$  is the transition from the start state to itself,  $\delta^{s,1}$  is the transition from the start state to  $q^1$ , etc. Run (4) is not the only run, since the RMA could have followed other transitions with the same input, e.g., moving directly from  $q^s$  to  $q^1$ .

The set of all runs over a stream  $S$  that  $A$  can follow is denoted by  $Run_n(A, S)$  and the set of all accepting runs by  $Run_n^f(A, S)$ . If  $\varrho$  is a run of a RMA  $A$  over a stream  $S$  of length  $n$ , by  $match(\varrho)$  we denote all the positions in the stream that were “marked” by the run, i.e.,  $match(\varrho) = \{i \in [0, n] : o_i = \bullet\}$ . For the example of Run 4, we see that this run outputs a  $\bullet$  after consuming  $t_1$  and  $t_3$ . Therefore,  $match(\varrho) = \{1, 3\}$ . We can also see that there exists another accepting run  $\varrho'$  for which  $match(\varrho') = \{0, 3\}$ . These are then the matches of this RMA after consuming the first four events of the example stream. We formally define the matches produced by a RMA as follows:

► **Definition 8** (Matches of RMA). The set of matches of a RMA  $A$  over a stream  $S$  at position  $n$  is:  $\llbracket A \rrbracket_n(S) = \{match(\varrho) : \varrho \in Run_n^f(A, S)\}$ . The set of matches of a RMA  $A$  over a stream  $S$  is:  $\llbracket A \rrbracket(S) = \bigcup_n \llbracket A \rrbracket_n(S)$ .

## 5 Translating Expressions to Register Match Automata

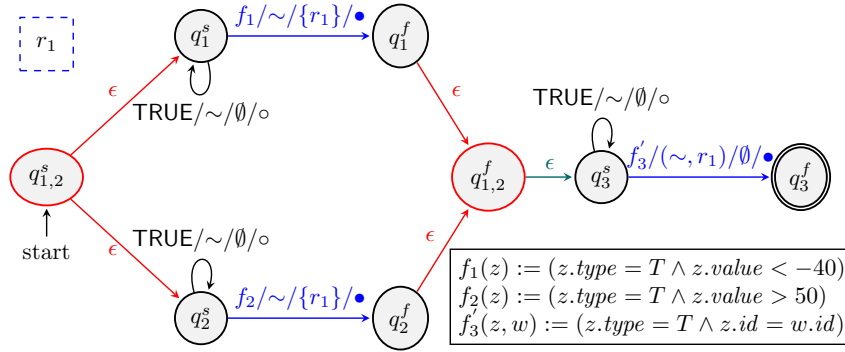
We now show how, for each bounded, core-CEPL expression with  $n$ -ary formulas, we can construct an equivalent RMA. Equivalence between an expression  $\phi$  and a RMA  $A_\phi$  means that a set of stream indices  $M$  is a match of  $\phi$  over a stream  $S$  iff  $M$  is a match of  $A_\phi$  over  $S$  or, more formally,  $M \in \llbracket A_\phi \rrbracket(S_i) \Leftrightarrow \exists v : M \in \llbracket \phi \rrbracket(S, i, v)$ .

► **Theorem 9.** *For every bounded, core-CEPL expression (with  $n$ -ary formulas) there exists an equivalent RMA.*

**Proof and algorithm sketch.** The complete RMA construction algorithm and the full proof for the case of  $n$ -ary formulas and a single direction may be found in the Appendix. Here, we first present an example, to give the intuition, and then present the outline of one direction of the proof. Let

$$\begin{aligned} \phi_4 := & (T \text{ AS } x \text{ FILTER } x.value < -40 \text{ OR } T \text{ AS } x \text{ FILTER } x.value > 50) ; \\ & (T \text{ AS } y) \text{ FILTER } y.id = x.id \end{aligned} \quad (5)$$

be a bounded, core-CEPL expression. With this expression, we want to monitor sensors for possible failures. We want to detect cases where a sensor records temperatures outside some range of values ( $x$ ) and continues to transmit measurements ( $y$ ), so that we are alerted to the fact that measurement  $y$  might not be trustworthy. The last FILTER condition is a binary formula, applied to both  $y$  and  $x$ . Fig. 2 shows the process for constructing the RMA which is equivalent to Expression (5).



■ **Figure 2** Constructing RMA from the CEPL Expression (5).

---

**ALGORITHM 1:** CEPL to RMA for  $n$ -ary filter (simplified)

---

**Input:** CEPL expression:  $\phi = \phi' \text{ FILTER } f(x_1, \dots, x_n)$   
**Output:** RMA  $A_\phi$  equivalent to  $\phi$

- 1  $A_{\phi'} \leftarrow \text{ConstructRMA}(\phi')$ ;
- 2 **foreach** transition  $\delta$  of  $A_{\phi'}$  **do**
- 3     **if**  $x_i$  appears in  $\delta$  and all other  $x_j$  appear in all trails before  $\delta$  **then**
- 4         add  $f$  as a conjunct to the formula of  $\delta$ ;
- 5         **foreach** transition  $\delta_j$  before  $\delta$  **do**
- 6             get the variable  $x_j$  associated with  $\delta_j$ ;
- 7             **if** no register is associated with  $x_j$  **then**
- 8                 create a new register  $r_j$  associated with  $x_j$ ;
- 9                 make  $\delta_j$  write to  $r_j$ ;
- 10             **else**
- 11                 get register  $r_j$  associated with  $x_j$ ;
- 12             add  $r_j$  to the register selection of  $\delta$ ;
- 13 **return**  $A_{\phi'}$ ;

---

The algorithm is compositional, starting from the base case  $\phi := R \text{ AS } x \text{ FILTER } f$ . The base case and the three regular expression operators (sequence, disjunction, iteration) are handled in a manner almost identical as for Match Automata, with the exception of the sequence operator ( $\phi = \phi_1; \phi_2$ ), where some simplifications are made due to the fact that expressions are bounded ( $\text{var}(\phi_1) \cap \text{var}(\phi_2) = \emptyset$ ). In this proof sketch, we focus on expressions with  $n$ -ary formulas, like  $\phi = \phi' \text{ FILTER } f(x_1, \dots, x_n)$ .

We first start by constructing the RMA for the base case expressions. For the example of Fig. 2, there are three basic sub-expressions and three basic automata are constructed: from  $q_1^s$  to  $q_1^f$ , from  $q_2^s$  to  $q_2^f$  and from  $q_3^s$  to  $q_3^f$ . The first two are associated with variable  $x$  of  $\phi_4$  and the third with  $y$ . To the corresponding transitions, we add the relevant *unary* formulas, e.g., we add  $f_1(z) := (z.type = T \wedge z.value < -40)$  to  $q_1^s \rightarrow q_1^f$ . At this stage, since all formulas are unary, we have no registers. The OR operator is handled by joining the RMA of the disjuncts through new states and  $\epsilon$ -transitions (see the red states and transitions in Fig. 2). The “;” operator is handled by connecting the RMA of its sub-expressions through an  $\epsilon$ -transition, without adding any new states (see the green transition). Iteration, not applicable in this example, is handled by joining the final state of the original automaton to its start state through an  $\epsilon$ -transition.

Finally, for expressions with an  $n$ -ary formula we do not add any states or transitions. We only modify existing transitions and possibly add registers, as per Algorithm 1 (this is a simplified version of Algorithm 3 in the Appendix). For the example of Expression (5), this new formula is  $y.id=x.id$  and the transitions that are modified are shown in blue in Fig. 2. First, we locate the transition(s) where the new formula should be added. It must be a transition associated with one of the variables of the formula, which, in our example, means either with  $x$  or  $y$ . But the  $x$ -associated  $q_1^s \rightarrow q_1^f$  and  $q_2^s \rightarrow q_2^f$  should not be chosen, since they are located before the  $y$ -associated  $q_3^s \rightarrow q_3^f$ , if we view the RMA as a graph. Thus, in a run, upon reaching either  $q_1^s \rightarrow q_1^f$  or  $q_2^s \rightarrow q_2^f$ , the RMA won't have all the arguments necessary for applying the formula. On the contrary, the formula must be added to  $q_3^s \rightarrow q_3^f$ , since, at this transition, the RMA will have gone through one of the  $x$ -associated transitions and seen an  $x$ -associated event. By this analysis, we can also conclude that events triggering  $q_1^s \rightarrow q_1^f$  and  $q_2^s \rightarrow q_2^f$  must be stored, so that they can be retrieved when the RMA reaches  $q_3^s \rightarrow q_3^f$ . Therefore, we add a register ( $r_1$ ) and make them write to it. Since these two transitions are in different paths of the same OR operator and both refer to a common variable ( $x$ ), we add only a single register. We then return back to  $q_3^s \rightarrow q_3^f$  in order to update its formula. Initially, its unary formula was  $f_3(z):=(z.type=T)$ . We now add  $r_1$  to its register selection and append the binary constraint  $y.id=x.id$  as a conjunct, thus resulting in  $f'_3(z,w):=(z.type=T \wedge z.id=w.id)$ .

We provide a proof sketch for the case of  $n$ -ary formulas and for a single direction. We show how  $M \in \llbracket A_\phi \rrbracket(S_i) \Rightarrow \exists v : M \in \llbracket \phi \rrbracket(S, i, v)$  is proven when  $\phi = \phi' \text{ FILTER } f(x_1, \dots, x_n)$ . First, note that the proof is inductive, with the induction hypothesis being that what we want to prove holds for the sub-expression  $\phi'$ , i.e.,  $M \in \llbracket A_{\phi'} \rrbracket(S_i) \Leftrightarrow \exists v' : M \in \llbracket \phi' \rrbracket(S, i, v')$ . We then prove the fact that  $M \in \llbracket A_\phi \rrbracket(S_i) \Rightarrow M \in \llbracket A_{\phi'} \rrbracket(S_i)$ , i.e., if  $M$  is a match of  $A_\phi$  then it should also be a match of  $A_{\phi'}$ , since  $A_\phi$  has more constraints on some of its transitions. We have thus proven the left-hand side of the induction hypothesis. As a result, we can conclude that its right-hand side also holds, i.e.,  $\exists v' : M \in \llbracket \phi' \rrbracket(S, i, v')$ . Our goal is to find a valuation  $v$  such that  $M \in \llbracket \phi \rrbracket(S, i, v)$ . We can try the valuation  $v'$  that we just found for the sub-expression  $\phi'$ . We can show that  $v'$  is indeed a valuation for  $\phi$  as well. As per Definition 2 (second item), to do so, we need to prove two facts: that  $M \in \llbracket \phi' \rrbracket(S, i, v')$ , which has just been proven; and that  $v'_s \models f$ , i.e., that  $f$  evaluates to TRUE when its arguments are the tuples referenced by  $v'$ . We can indeed prove the second fact as well, by taking advantage of the fact that  $M$  is produced by an accepting run of  $A_\phi$ . This run must have gone through a transition where  $f$  was a conjunct and thus  $f$  does evaluate to TRUE. ◀

Note that the inverse direction of Theorem 9 is not necessarily true. There are expressions which are not bounded but could be captured by RMA. A complete investigation of the exact class of CEPL expressions that can be captured with finite memory is reserved for the future.

We now study the closure properties of RMA under union, concatenation, Kleene closure, complement and determinization. We first provide the definition for deterministic RMA:

► **Definition 10** (Deterministic RMA (DRMA)). Let  $A$  be a RMA,  $q$  a state of  $A$  and  $F_q$  the set of formulas of the outgoing transitions of  $q$ . We say that  $A$  is deterministic if  $|A.Q^s|=1$  and  $\forall q \in A.Q$ ,  $F_q$  consists of mutually exclusive formulas.

More informally, a RMA is deterministic if it has a single start state and, at any time, with the same input event, it can follow no more than one transition. We should state that we use a notion of determinism similar to that in [20], which is stricter than that used for MA in [14]. According to our definition, the RMA of Fig. 1, e.g., is non-deterministic, since both transitions from the start state can evaluate to TRUE. By definition, for a DRMA, at most one run may exist for every stream. On the other hand, determinism for MA requires that no more than one transition can be followed with the same *output*. According to this notion, the RMA of Fig. 1 is deterministic, since the two transitions from the start state have different outputs. We opt for the stricter notion of determinism because we

want to ensure that a DRMA can have a single run, in order to avoid creating and handling clones of the automaton, as is usually done in software implementations of automata-based CEP engines.

We now give the definition for closure under union, concatenation, Kleene closure, complement and determinization:

► **Definition 11** (Closure of RMA). We say that RMA are closed under:

- union if, for every RMA  $A_1$  and  $A_2$ , there exists a RMA  $A$  such that  $\llbracket A \rrbracket(S) = \llbracket A_1 \rrbracket(S) \cup \llbracket A_2 \rrbracket(S)$  for every stream  $S$ , i.e.,  $M$  is a match of  $A$  iff it is a match of  $A_1$  or  $A_2$ .
- concatenation if, for every RMA  $A_1$  and  $A_2$ , there exists a RMA  $A$  such that  $\llbracket A \rrbracket(S) = \{M : M = M_1 \cdot M_2, M_1 \in \llbracket A_1 \rrbracket(S), M_2 \in \llbracket A_2 \rrbracket(S)\}$  for every stream  $S$ , i.e.,  $M$  is a match of  $A$  iff  $M_1$  is a match of  $A_1$ ,  $M_2$  is a match of  $A_2$  and  $M$  is the concatenation of  $M_1$  and  $M_2$  (i.e.,  $M = M_1 \cup M_2$  and  $\min(M_2) > \max(M_1)$ ).
- Kleene closure if, for every RMA  $A$ , there exists a RMA  $A^+$  such that  $\llbracket A^+ \rrbracket(S) = \{M : M = M_1 \cdot M_2 \cdots M_n, M_i \in \llbracket A \rrbracket(S)\}$  for every stream  $S$ , i.e.,  $M$  is a match of  $A^+$  iff each  $M_i$  is a match of  $A$  and  $M$  is the concatenation of all  $M_i$ .
- complement if, for every RMA  $A$ , there exists a RMA  $A^c$  such that  $M \in \llbracket A \rrbracket(S) \Leftrightarrow M \notin \llbracket A^c \rrbracket(S)$ .
- determinization if, for every RMA  $A$ , there exists a DRMA  $A^D$  such that, if  $A$  produces  $k$  matches  $M_m \in \llbracket A \rrbracket(S)$  and  $A^D$  the single match  $M \in \llbracket A^D \rrbracket(S)$ , then  $\bigcup_{m=1}^k M_m = M$ .

With respect to closure under determinization, note that it is not sufficient to define it by treating RMA as recognizers/acceptors of streams, since we also need to take the produced matches into account. On the other hand, requiring that a RMA and a DRMA produce exactly the same matches is not a realistic option, since a DRMA can produce at most a single match, whereas a non-deterministic RMA can produce multiple matches. For these reasons, we require that the match produced by a DRMA is equal to the union of the matches produced by a RMA for them to be considered equivalent.

For the closure properties of RMA, we have:

► **Theorem 12.** *RMA are closed under concatenation, union and Kleene closure, but not under complement and determinization.*

**Proof sketch.** The proof for concatenation, union and Kleene closure follows from the proof of Theorem 9. Here, only the basic intuition for the negative result about determinization is provided. Consider the RMA of Fig. 1. For a stream of  $m$   $T$  events, followed by one  $H$  event with the same  $id$ , this RMA detects  $m$  matches, regardless of the value of  $m$ , since it is non-deterministic. It can afford multiple runs and create clones of itself upon the appearance of every new  $T$  event. On the other hand, a DRMA with  $k$  registers is not able to handle such a stream in the case of  $m > k$ , since it can have only a single run and can thus remember at most  $k$  events. The proof about complement is similar and is essentially the same as that for register automata [16]. ◀

RMA can thus be constructed from the three basic operators (union, concatenation and Kleene closure) in a compositional manner, providing substantial flexibility and expressive power for CEP applications. However, as is the case for register automata [16], RMA are not closed under complement, something which could pose difficulties for handling *negation*, i.e., the ability to state that a sub-pattern should not happen for the whole pattern to be detected. We reserve the treatment of negation for future work. RMA are also not closed under determinization, a result which might seem discouraging. In the next section, however, we show that there are CEPL expressions for which a translation to a DRMA is indeed possible.

## 6 Windowed Expressions

CEP systems are not expected to remember every past event of a stream and produce matches involving events that are very distant. On the contrary, it is usually the case that CEP patterns include an operator that limits the search space of input events, through the notion of windowing. This observation motivates the introduction of windowing in CEPL.

► **Definition 13** (Windowed CEPL expression). A windowed CEPL expression is an expression of the form  $\phi := \psi \text{ WINDOW } w$ , where  $\psi$  is a core-CEPL expression, as in Definition 1, and  $w \in \mathbb{N} : w > 0$ . Given a match  $M$ , a stream  $S$ , and an index  $i \in \mathbb{N}$ , we say that  $M$  belongs to the evaluation of  $\phi := \psi \text{ WINDOW } w$  over  $S$  starting at  $i$  and under the valuation  $v$ , if  $M \in \llbracket \psi \rrbracket(S, i, v)$  and  $\max(M) - \min(M) < w$ .

The WINDOW operator does not add any expressive power to CEPL. We could use the index of an event in the stream as an event attribute and then add FILTER formulas in an expression which ensure that the difference between the index of the last event read and the first is no greater than  $w$ . It is more convenient, however, to have an explicit operator for windowing.

For windowed expressions we can indeed construct a deterministic RMA:

► **Theorem 14.** *For every bounded, windowed core-CEPL expression there exists an equivalent deterministic RMA.*

**Algorithm sketch.** The full proof and the complete construction algorithm are presented in the Appendix. Here, we provide only the general outline of the algorithm and an example. Consider, e.g., the expression  $\phi_4 := \phi_1 \text{ WINDOW } w$ , a windowed version of Expression (1). Fig. 3 shows the steps taken for constructing the equivalent DRMA for this expression. A simplified version of the determinization algorithm is shown in Algorithm 2.

---

### ALGORITHM 2: Constructing DRMA for windowed expression (simplified).

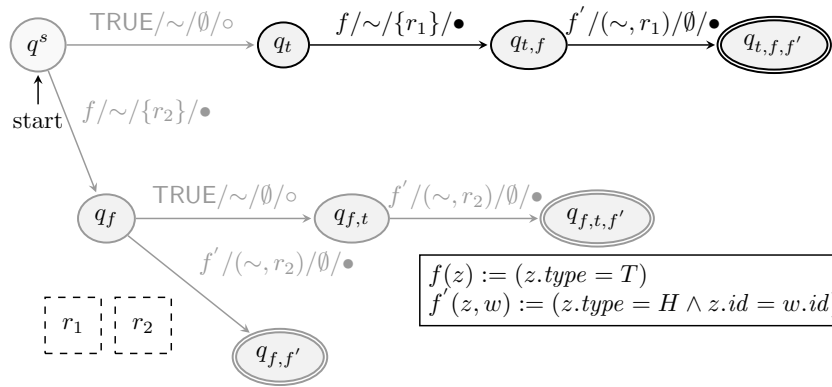
---

**Input:** Windowed core-CEPL expression  $\phi := \psi \text{ WINDOW } w$

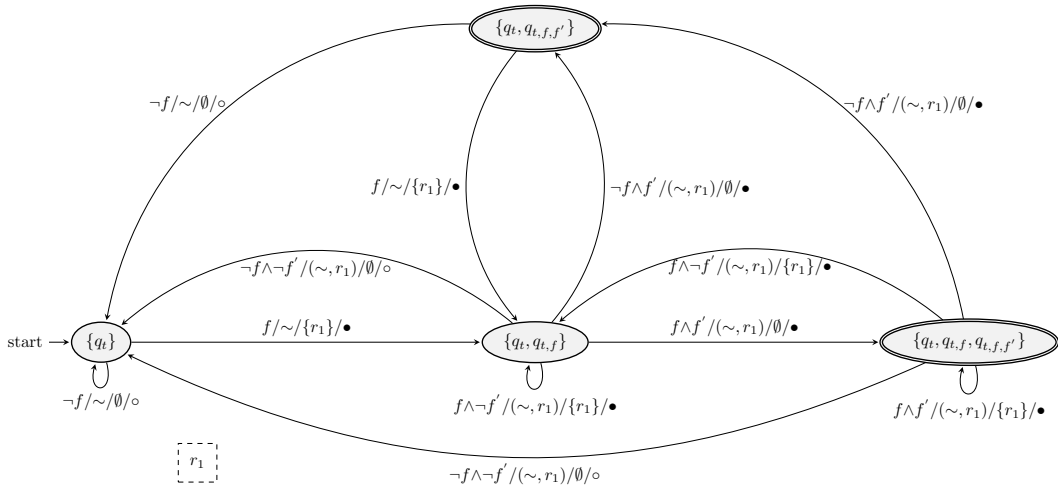
**Output:** Deterministic RMA  $A_\phi$  equivalent to  $\phi$

- 1  $A_{\psi, \epsilon} \leftarrow \text{ConstructRMA}(\psi)$ ;
  - 2  $A_\psi \leftarrow \text{EliminateEpsilon}(A_{\psi, \epsilon})$ ;
  - 3 enumerate all walks of  $A_\psi$  of length up to  $w$ ; // Now unroll  $A_\psi$  (Algorithm 6).
  - 4 join walks through disjunction;
  - 5 collapse common prefixes;
  - 6 add loop-state with TRUE predicate on start state ;
  - 7 use determinization algorithm of Symbolic Automata; // Algorithm 8 in Appendix
- 

The construction algorithm first produces a RMA as usual, without taking the window operator into account (see line 1 of Algorithm 2). For our example, the result would be the RMA of Fig. 1. Then the algorithm eliminates any  $\epsilon$ -transitions (line 2). The next step is to use this RMA in order to create the equivalent “unrolled” RMA (URMA). The rationale behind this step is that the window constraint essentially imposes an upper bound on the number of registers that would be required for a DRMA. For our example, if  $w=3$ , then we know that we will need at least one register, if a  $T$  event is immediately followed by an  $H$  event. We will also need at most two registers, if two consecutive  $T$  events appear before an  $H$  event. The function of the URMA is to create the number of registers that will be needed, through traversing the original RMA. Algorithm 2 does this by enumerating all the walks of length up to  $w$  on the RMA graph, by unrolling any cycles. Lines 3 – 6 of Algorithm 2 show this process in a simplified manner. The URMA for our example is shown in Fig. 3a for  $w=2$  and



(a) RMA after unrolling cycles, for  $w = 3$  (whole RMA, black and light gray states) and  $w = 2$  (top 3 states in black).



(b) Deterministic RMA, for  $w = 2$ .

■ **Figure 3** Constructing DRMA for  $\phi_1$  WINDOW  $w$ .

$w=3$ . The actual algorithm does not perform an exhaustive enumeration, but incrementally creates the URMA, by using the initial RMA as a generator of walks. Every time we expand a walk, we add a new transition, a new state and possibly a new register, as clones of the original transition, state and register. In our example, we start by creating a clone of  $q^s$  in Fig. 1, also named  $q^s$  in Fig. 3a. From the start state of the initial RMA, we have two options. Either loop in  $q^s$  through the TRUE transition or move to  $q^1$  through the transition with the  $f$  formula. We can thus expand  $q^s$  of the URMA with two new transitions: from  $q^s$  to  $q_t$  and from  $q^s$  to  $q_f$  in Fig. 3a. We keep expanding the RMA this way until we reach final states and without exceeding  $w$ . As a result, the final URMA has the form of a tree, whose walks and runs are of length up to  $w$ . Finally, we add a TRUE self-loop on the start state (not shown in Fig. 3a to avoid clutter), so that the RMA can work on streams. This loop essentially allows the RMA to skip any number of events and start detecting a pattern at any stream index.

The final step of the determinization algorithm takes advantage of the tree-like structure of the URMA (line 7). It does not add or remove any registers. It works in a manner very similar to the determinization algorithm for symbolic automata and MA [28, 14]. It initially constructs the power set of the states of the URMA. The members of this power set will be the states of the DRMA. It then tries to make each such new state, say  $q^d$ , deterministic, by creating transitions with mutually

exclusive formulas. The construction of these mutually exclusive formulas is done by gathering the formulas of all the transitions that have as their source a member of  $q^d$ . Out of these formulas, the set of “min-terms” is created, i.e., the mutually exclusive conjuncts constructed from the initial formulas, where each conjunct is a formula in its original or its negated form. A transition is then created for each such min-term, with  $q^d$  being the source. Then, only one transition can apply, since these min-terms are mutually exclusive. For our example, the DRMA is shown in Fig. 3b (only for  $w=2$ , due to space limitations). We have simplified somewhat the formulas of each transition due to the presence of the TRUE predicates in some of them. For example, the min-term  $f \wedge \neg \text{TRUE}$  for the start state is unsatisfiable and can be ignored while  $f \wedge \text{TRUE}$  may be simplified to  $f$ . Note how the outgoing transitions from every state are now mutually exclusive. ◀

We have thus shown that windowed expressions can be captured by DRMA which require only a single run. Note that most automata-based CEP engines typically employ non-deterministic automata, with multiple runs, even in the presence of windowing. Having a single run offers the advantage of an easier handling of automata that work in a streaming setting, since no clones need to be created and maintained for the multiple runs. On the other hand, deterministic automata are more expensive to construct before the actual processing can begin. In the future, we intend to explore optimization/minimization techniques and investigate the trade-off between the costs of offline construction and online maintenance. Another advantage of having a single run is that it also allows for a direct translation of an automaton to a Markov chain [24], a critical step for making probabilistic inferences about the automaton’s run-time behavior, e.g., for event *forecasting* [21, 2]. Capturing the behavior of non-deterministic automata through Markov chains could possibly be achieved, although it could require techniques, like branching processes [12], in order to capture the cloning of new runs and killing of expired runs. This is also a research direction we would like to explore.

## 7 Summary and Further Work

We presented an automaton model, RMA, that can act as a computational model for CEPL expressions with  $n$ -ary formulas, which are quintessential for practical CEP applications. RMA thus extend the expressive power of match automata and symbolic automata. They also extend the expressive power of register automata, through the use of formulas that are more complex than (in)equality predicates. RMA have nice compositional properties, without imposing severe restrictions on the use of operators. A significant fragment of core-CEPL expressions may be captured by RMA. Moreover, we showed that determinization is also possible, if a window operator is used, a very common feature in CEP.

As future work, besides what has already been mentioned, we need to investigate the class of CEPL expressions that can be captured by RMA, since RMA are more expressive than bounded CEPL expressions. We also intend to investigate how the extra operators (like negation) and the selection *strategies* of CEPL may be incorporated. We have presented here results about some basic closure properties. Other properties (e.g., decidability of emptiness, universality, equivalence, etc) remain to be determined, although it is to be expected that RMA, being more expressive than symbolic and register automata, will have more undesirable properties in the general case, unless restrictions are imposed, like windowing, which helps in determinization. Finally, we intend to do complexity analysis on the algorithms presented here and on the behavior of RMA.

---

## References

- 1 Jagrati Agrawal, Yanlei Diao, Daniel Gyllstrom, and Neil Immerman. Efficient pattern matching over event streams. In *Proceedings of the 2008 ACM SIGMOD international conference on Man-*

- agement of data, pages 147–160. ACM, 2008.
- 2 Elias Alevizos, Alexander Artikis, and George Paliouras. Event forecasting with pattern markov chains. In *Proceedings of the 11th ACM International Conference on Distributed and Event-based Systems, DEBS '17*, pages 146–157. ACM, 2017.
  - 3 Alexander Artikis, Alessandro Margara, Martin Ugarte, Stijn Vansummeren, and Matthias Weidlich. Complex event recognition languages: Tutorial. In *Proceedings of the 11th ACM International Conference on Distributed and Event-based Systems*, pages 7–10. ACM, 2017.
  - 4 Alexander Artikis, Marek Sergot, and Georgios Paliouras. An event calculus for event recognition. *IEEE Transactions on Knowledge and Data Engineering*, 27(4):895–908, 2015.
  - 5 Merrie Bergmann. *An introduction to many-valued and fuzzy logic: semantics, algebras, and derivation systems*. Cambridge University Press, 2008.
  - 6 Mikołaj Bojańczyk, Claire David, Anca Muscholl, Thomas Schwentick, and Luc Segoufin. Two-variable logic on data words. *ACM Transactions on Computational Logic (TOCL)*, 12(4):27, 2011.
  - 7 Gianpaolo Cugola and Alessandro Margara. TESLA: A Formally Defined Event Specification Language. In *Proceedings of the Fourth ACM International Conference on Distributed Event-Based Systems, DEBS '10*, pages 50–61. ACM, 2010.
  - 8 Gianpaolo Cugola and Alessandro Margara. Processing Flows of Information: From Data Stream to Complex Event Processing. *ACM Comput. Surv.*, 44(3):15:1–15:62, June 2012.
  - 9 Alan J. Demers, Johannes Gehrke, Biswanath Panda, Mirek Riedewald, Varun Sharma, Walker M. White, and others. Cayuga: A General Purpose Event Monitoring System. In *CIDR*, volume 7, pages 412–422, 2007.
  - 10 Christophe Dousson and Pierre Le Maigat. Chronicle Recognition Improvement Using Temporal Focusing and Hierarchization. In *IJCAI*, volume 7, 2007.
  - 11 Loris D’Antoni and Margus Veanes. The power of symbolic automata and transducers. In *International Conference on Computer Aided Verification*, pages 47–67. Springer, 2017.
  - 12 Robert G Gallager. *Discrete stochastic processes*, volume 321. Springer Science & Business Media, 2012.
  - 13 Malik Ghallab. On chronicles: Representation, on-line recognition and learning. In *KR*, 1996.
  - 14 Alejandro Grez, Cristian Riveros, and Martín Ugarte. Foundations of complex event processing. *CoRR*, abs/1709.05369, 2017. URL: <http://arxiv.org/abs/1709.05369>.
  - 15 Sylvain Hallé. From complex event processing to simple event processing. *CoRR*, abs/1702.08051, 2017. URL: <http://arxiv.org/abs/1702.08051>.
  - 16 Michael Kaminski and Nissim Francez. Finite-memory automata. *Theoretical Computer Science*, 134(2):329–363, 1994.
  - 17 Leonid Libkin, Tony Tan, and Domagoj Vrgoč. Regular expressions for data words. *Journal of Computer and System Sciences*, 81(7):1278–1297, 2015.
  - 18 David Luckham. The power of events: An introduction to complex event processing in distributed enterprise systems. In *International Workshop on Rules and Rule Markup Languages for the Semantic Web*, pages 3–3. Springer, 2008.
  - 19 Yuan Mei and Samuel Madden. Zstream: a cost-based query processor for adaptively detecting composite events. In *Proceedings of the 2009 ACM SIGMOD International Conference on Management of data*, pages 193–206. ACM, 2009.
  - 20 Mehryar Mohri. Weighted finite-state transducer algorithms. an overview. In *Formal Languages and Applications*, pages 551–563. Springer, 2004.
  - 21 Vinod Muthusamy, Haifeng Liu, and Hans-Arno Jacobsen. Predictive publish/subscribe matching. In *Proceedings of the Fourth ACM International Conference on Distributed Event-Based Systems*, pages 14–25. ACM, 2010.
  - 22 Frank Neven, Thomas Schwentick, and Victor Vianu. Finite State Machines for Strings over Infinite Alphabets. *ACM Trans. Comput. Logic*, 5(3):403–435, July 2004.



- 23 Gertjan van Noord and Dale Gerdemann. Finite State Transducers with Predicates and Identities. *Grammars*, 4(3):263–286, December 2001.
- 24 Grégory Nuel. Pattern Markov Chains: Optimal Markov Chain Embedding through Deterministic Finite Automata. *Journal of Applied Probability*, 2008.
- 25 Luc Segoufin. Automata and Logics for Words and Trees over an Infinite Alphabet. In *Computer Science Logic*, pages 41–57. Springer, Berlin, Heidelberg, September 2006.
- 26 Margus Veanes. Applications of Symbolic Finite Automata. In *Implementation and Application of Automata*, pages 16–23. Springer, Berlin, Heidelberg, July 2013.
- 27 Margus Veanes, Nikolaj Bjørner, and Leonardo De Moura. Symbolic Automata Constraint Solving. In *Proceedings of the 17th International Conference on Logic for Programming, Artificial Intelligence, and Reasoning, LPAR'10*, pages 640–654. Springer-Verlag, 2010.
- 28 Margus Veanes, Peli De Halleux, and Nikolai Tillmann. Rex: Symbolic regular expression explorer. In *Software Testing, Verification and Validation (ICST), 2010 Third International Conference on*, pages 498–507. IEEE, 2010.
- 29 Haopeng Zhang, Yanlei Diao, and Neil Immerman. On Complexity and Optimization of Expensive Queries in Complex Event Processing. In *Proceedings of the 2014 ACM SIGMOD International Conference on Management of Data, SIGMOD '14*, pages 217–228. ACM, 2014.

## A Appendix

**Proof of Theorem 9.** The proof is inductive and the algorithm compositional, starting from the base case where  $\phi := R \text{ AS } x \text{ FILTER } f(x)$ . Besides the base case, there are four other cases to consider: three for concatenation, union and Kleene closure and one more for filters with  $n$ -ary formulas. The proofs and algorithms for the first four cases are very similar to the ones for Match Automata [14]. Here, we present the full proof for  $n$ -ary formulas and for one direction only, i.e., we prove the following:  $M \in \llbracket A_\phi \rrbracket(S_i) \Rightarrow \exists v : M \in \llbracket \phi \rrbracket(S, i, v)$  for  $\phi := \phi' \text{ FILTER } f(x_1, \dots, x_n)$ . Algorithm 3 is the construction algorithm for this case.

---

### ALGORITHM 3: CEPL to RMA for $n$ -ary filter.

---

**Input:** CEPL expression:  $\phi = \phi' \text{ FILTER } f(x_1, \dots, x_n)$   
**Output:** RMA  $A$  equivalent to  $\phi$  (and functions  $\delta x, rx$ )

- 1  $(A_{\phi'}, \delta x_{\phi'}, rx_{\phi'}) \leftarrow \text{ConstructRMA}(\phi')$ ;
- 2  $RG \leftarrow A_{\phi'} \cdot RG$ ;
- 3  $rx \leftarrow rx_{\phi'}$ ;
- 4 **foreach**  $\delta \in A_{\phi'} \cdot \Delta$  **do**
- 5     **if**  $\exists x_i \in \text{var}(f) : \delta x(\delta) = x_i \wedge \forall x_j \in \text{var}(f), x_j \text{ appears in every trail to } \delta.\text{source}$   
       **then**
- 6          $\delta.f \leftarrow \delta.f \wedge f(x_{f_1}, \dots, x_{f_n})$ ;  
       /\* see Algorithm 4 for *CreateNewRs*. \*/
- 7          $(rs_{\text{new}}, RG_{\text{new}}, rx_{\text{new}}) \leftarrow \text{CreateNewRs}(A_{\phi'}, \delta x_{\phi'}, rx_{\phi'}, \delta, f(x_1, \dots, x_n))$ ;
- 8          $\delta.rs \leftarrow \delta.rs \cup rs_{\text{new}}$ ;
- 9          $RG \leftarrow RG \cup RG_{\text{new}}$ ;
- 10          $rx \leftarrow rx \cup rx_{\text{new}}$ ;
- 11     **end**
- 12 **end**
- 13  $A \leftarrow (A_{\phi'} \cdot Q, A_{\phi'} \cdot Q^s, A_{\phi'} \cdot Q^f, RG, A_{\phi'} \cdot \Delta)$ ;
- 14 **return**  $(A, \delta x_{\phi'}, rx)$ ;

---

**ALGORITHM 4:** *CreateNewRs.*


---

**Input:** A RMA  $A$  (with functions  $\delta x$  and  $rx$ ), a transition  $\delta$  and a formula  $f(x_1, \dots, x_2)$   
**Output:** A new register selection  $rs_{new} = (r_1, \dots, r_n)$ , a set of new registers  $RG_{new}$  and a new function  $rx_{new}$  for any new registers. (also some transitions possibly modified).

```

1  $rs_{new} \leftarrow ()$ ;
2  $RG_{new} \leftarrow \emptyset$ ;
3  $rx_{new} \leftarrow \emptyset$ ;
4 foreach  $x_k \in var(f)$  do
5   if  $\delta x(\delta) = x_k$  then
6      $rs_{new} \leftarrow rs_{new} :: \sim$ ;
7   else if  $x_k \in range(rx)$  then
8      $rs_{new} \leftarrow rs_{new} :: rx^{-1}(x_k)$ ;
9   else
10     $r_{new} \leftarrow CreateNewRegister()$ ;
11     $RG_{new} \leftarrow RG_{new} \cup \{r_{new}\}$ ;
12     $rs_{new} \leftarrow rs_{new} :: r_{new}$ ;
13    foreach  $\delta \in \delta x^{-1}(x_k)$  do
14       $\delta.r \leftarrow r_{new}$ ;
15     $rx_{new} \leftarrow rx_{new} \cup \{r_{new} \rightarrow x_k\}$ ;
16 return  $(rs_{new}, RG_{new}, rx_{new})$ ;

```

---

First, some preliminary definitions are required. During the construction of a RMA from a CEPL expression, we keep and update two functions, referring to the variables of the initial CEPL expression and how these are related to the transitions and registers of the RMA: First, the partial function  $\delta x : \Delta \rightarrow \mathbf{X}$ , mapping the transitions of the RMA to the variables of the CEPL expression; Second, the total function  $rx : RG \rightarrow \mathbf{X}$ , mapping the registers of the RMA to the variables of the CEPL expression. With a slight abuse of notation, we will also sometimes use the notation  $f^{-1}(y)$  to refer to all the domain elements of  $f$  that map to  $y$ .

We also present some further properties that we will need to track when constructing a RMA  $A_\phi$  from a CEPL expression  $\phi$ . At every inductive step, we assume that the following properties hold for sub-expressions of  $\phi$  and sub-automata of  $A_\phi$ , except for the base case where it is directly proven that the properties hold. At the end of every step, we need to prove that these properties continue to hold for  $\phi$  and  $A_\phi$  as well. The details of these proofs are omitted, except for the case of  $n$ -ary formulas that we present here.

► **Property 1.** For every walk  $w$  induced by an accepting run and for every  $x \in bound(\phi)$ ,  $x$  appears exactly once in  $w$ . Moreover, there also exists a trail  $t$  contained in  $w$  such that, for every  $x \in bound(\phi)$ ,  $x$  appears exactly once in  $t$ .

► **Property 2.** Assume  $M \in \llbracket A_\phi \rrbracket$ , i.e.,  $\exists \rho : match(\rho) = M$ , and  $\exists v : M \in \llbracket \phi \rrbracket(S, i, v)$ . Let  $\rho$  be:

$$\rho = \dots [i, q_i, \gamma_i] \xrightarrow{\delta_i/o_i} [i+1, q_{i+1}, \gamma_{i+1}] \dots$$

and let  $t_i = v_S(x_b)$  be the tuple of the stream assigned to  $x_b \in var(\phi)$  through valuation  $v$ . Then, the following relationships hold between  $v$  and  $\rho$ :

- For the transition  $\delta_i$  that “consumed”  $t_i$ , it holds that  $\delta x(\delta_i) = x_b$ .
- Moreover, if  $x_b \in bound(\phi)$  and is assigned to a register ( $x_b \in range(rx)$  with  $rx(r_b) = x_b$ ),

then, for each  $\gamma_j$ , it holds that

$$\gamma_j(r_b) = \begin{cases} \# & j \leq i \\ t_i & j > i \end{cases}$$

In other words, an event from the stream associated with variable  $x$  can only trigger transitions associated with this same variable. Additionally, if  $x$  is associated with a register, then the event will be written to that register once at position  $i$ .

► **Property 3.** If  $x \notin \text{range}(rx)$ , then  $\forall \delta \in \delta x^{-1}(x): \delta.R = \emptyset$ . If  $x \in \text{range}(rx)$ , then  $\forall \delta_i, \delta_j \in \delta x^{-1}(x): \delta_i.R = \delta_j.R \neq \emptyset$ .

In other words, if a variable  $x$  has not been assigned to a register, all transitions associated with this variable do not write to any registers. If a variable  $x$  has been assigned to a register, then all transitions associated with this variable write to the same register.

We first prove the fact that (detailed proof omitted):  $M \in \llbracket A_\phi \rrbracket(S_i) \Rightarrow M \in \llbracket A_{\phi'} \rrbracket(S_i)$  i.e., if  $M$  is a match of  $A_\phi$  then it should also be a match of  $A_{\phi'}$ , since  $A_\phi$  is the same as  $A_{\phi'}$  but with more constraints on some of its transitions. If a match can satisfy the constraints of  $A_\phi$ , it should also satisfy the more relaxed constraints of  $A_{\phi'}$ . We can now conclude, by the induction hypothesis, that:  $\exists v' : M \in \llbracket \phi' \rrbracket(S, i, v')$ .

We can try this valuation for  $\phi$  as well. We then need to prove that  $M \in \llbracket \phi \rrbracket(S, i, v')$ . By Definition 2, we see that we need to prove two facts:

- $M \in \llbracket \phi' \rrbracket(S, i, v')$
- $v'_S \models f$  or, equivalently,

$$f(v'_S(x_1), \dots, v'_S(x_n)) = \text{TRUE} \quad (6)$$

The first one has already been proven.

We now need to prove the second one. Note first, that, the initial assumption  $M \in \llbracket A_\phi \rrbracket(S_i)$  means that there is an accepting run  $\varrho$  such that  $\text{match}(\varrho) = M$ . By Property 1, we can conclude that, no matter what the accepting run  $\varrho$  is, it will have necessarily passed through a trail where every  $x \in \text{var}(f)$  appears exactly once (more precisely, where every  $x \in \text{bound}(\phi)$  appears once, and, since  $\text{var}(f) \subseteq \text{bound}(\phi)$ , the same for every  $x \in \text{var}(f)$ ). This means that Algorithm 3 will have updated one transition on this trail, by “appending”  $f$  to its original formula  $f$  (line 6). Moreover, since the run is accepting, this transition will have applied. More precisely, if  $\varrho$  is the accepting run and  $\delta_i$  is this transition, the pair of successor configurations linked through it would be:

$$\varrho = \dots [i, q_i, \gamma_i] \xrightarrow{\delta_i/\alpha_i} [i+1, q_{i+1}, \gamma_{i+1}] \dots$$

The formula of  $\delta_i$  would then be  $\delta_i.f = \delta'_i.f \wedge f$ , where  $\delta'_i$  is the corresponding transition in  $A_{\phi'}$  (see again line 6). Now, the fact that  $\delta_i$  applied means that

$$\delta_i.f(\gamma_i(\delta_i.rs)) = \text{TRUE} \Rightarrow \delta'_i.f(\gamma_i(rs_{old})) \wedge f(\gamma_i(rs_{new})) = \text{TRUE}$$

where  $rs_{old}$  is the register selection of the transition in  $A_{\phi'}$  and  $rs_{new}$  is the new register selection created for  $f(x_1, \dots, x_n)$  in line 7. But this also implies that

$$f(\gamma_i(rs_{new})) := f(\gamma_i(rs_{new.1}), \dots, \gamma_i(rs_{new.n})) = \text{TRUE} \quad (7)$$

Note the similarity between what we have established thus far in Eq. (7) and what we need to prove in Eq. (6). We will now prove that  $\gamma_i(rs_{new.b}) = v'_S(x_b), \forall 1 \leq b \leq n$  and this will conclude our proof (note that we will not deal with  $\epsilon$  and TRUE transitions, since they always apply and do not affect the registers.).

## XX:20 Symbolic Automata with Memory

As we have shown, if  $\varrho$  is an accepting run of  $A_\phi$ , then a run  $\varrho'$  of  $A_{\phi'}$  is induced which is also accepting:

$$\varrho' = \cdots [i, q_i, \gamma'_i] \xrightarrow{\delta'_i/o_i} [i+1, q_{i+1}, \gamma'_{i+1}] \cdots$$

where the transitions  $\delta_i$  of  $A_\phi$  are the transitions  $\delta'_i$  of  $A_{\phi'}$ , possibly modified (in their formulas or writing registers) by Algorithm 3 and

$$\gamma_i \models \gamma'_i \quad (8)$$

i.e., the contents of registers common to both RMA are the same.

Let  $x_b$  be a variable of  $f$  in Eq. (6). Since  $\phi$  is bounded,  $x_b \in \text{bound}(\phi')$ . Let  $t_j = v'_S(x_b)$  be the tuple assigned to  $x_b$  by valuation  $v'$ . By the induction hypothesis and Property 2, we know that, for  $\varrho'$  and  $v'$ , the following hold:

- For the transition  $\delta'_j$  that consumed  $t_j$ ,

$$\delta x'(\delta'_j) = x_b \quad (9)$$

- If  $x_b \in \text{range}(rx')$  with  $rx'(r'_b) = x_b$ :

$$\gamma'_k(r'_b) = \begin{cases} \# & k \leq j \\ t_b & k > j \end{cases} \quad (10)$$

As we have said, the transition  $\delta_i$  of  $A_\phi$  is a transition that has been modified by “appending” the formula  $f$  to the formula  $\delta'_i$  of  $A_{\phi'}$ . However, note that Algorithm 3 can do this “appending” only if one variable of  $f$  (say  $x_m$ ) is associated with  $\delta'_i$  and all other variables of  $f$  appear in every trail to  $\delta'_i$  (more precisely, to its source state). Let  $w'$  be the walk on  $A_{\phi'}$  induced by  $\varrho'$ :  $w' = \langle \cdots, \delta'_i, \cdots \rangle$ . We will now prove that no variables of  $f$  can appear after  $\delta'_i$  in  $w'$ . Assume that one variable of  $f$  does indeed appear after  $\delta'_i$ . Now, if we take the sub-walk of  $w'$  that ends at  $\delta'_i$ :  $w'_i = \langle \cdots, \delta'_i \rangle$ , we know (proof omitted) that  $w'_i$  contains a trail to  $\delta'_i.\text{source}$ . But this trail will necessarily contain all variables  $x \in \text{var}(f) - \{x_m\}$ . Therefore, if such a variable appears after  $\delta'_i.\text{source}$  as well, it will appear at least twice in  $w'$ . But, since  $x \in \text{bound}(\phi')$  and  $w'$  is a walk induced by the accepting run  $\varrho'$ , by Property 1, this is a contradiction. With respect to  $x_m$ , by the same property, we know that  $x_m$  appears in  $\delta'_i$ , thus it cannot appear later. Note that this is also true for  $w$  and  $\delta_i$ , since the two RMA are structurally the same and they have the same  $\delta x$  functions.

Going back to  $x_b$ , we can refine Eq. (9) and (10) to:

- Either  $x_b$  appears at  $\delta'_i$  ( $j = i$ ), i.e.,  $\delta'_j = \delta'_i$ . Thus

$$\delta x'(\delta'_j) = \delta x'(\delta'_i) = x_b \quad (11)$$

and if  $x_b \in \text{range}(rx')$  with  $rx'(r'_b) = x_b$

$$\gamma'_j(r'_b) = \gamma'_i(r'_b) = \# \quad (12)$$

- or  $x_b$  appears before  $\delta'_i$  ( $j < i$ ). Thus, if  $x_b \in \text{range}(rx')$  with  $rx'(r'_b) = x_b$ :

$$\gamma'_i(r'_b) = t_j \quad (13)$$

We can now check the different cases for the registers in Eq. (7).

- $rs_{new}.b \in \sim$ . By definition, this means that  $\gamma_i(rs_{new}.b) = \gamma_i(\sim) = t_i$ . Note that  $t_i$  (more precisely, its index  $i$ ) belongs to the match  $M$ , i.e.,  $i \in match(\varrho) = M$  and  $i \in match(\varrho')$  as well. This means that  $i$  is the image of some variable  $x_{bi}$  in the valuation  $v'$ , i.e.,  $v'_S(x_{bi}) = t_i$ . By Property 2, this means that  $\delta x'(\delta'_i) = x_{bi}$ . Additionally, Algorithm 4 will return  $\sim$  for  $rs_{new}.b$  only if  $\delta x'(\delta'_i) = x_b$ . Therefore,  $x_{bi} = x_b$  and  $v'_S(x_b) = v'_S(x_{bi}) = t_i$ . As a result,  $\gamma_i(rs_{new}.b) = v'_S(x_b) = t_i$ .
- $rs_{new}.b \in A_{\phi'}.RG$ , i.e., this register is common to both RMA. By the construction Algorithm 4, we know that  $rx(rs_{new}.b) = rx'(rs_{new}.b) = x_b$  and that  $x_b$  appears before  $\delta'_i$ . Now, let  $t_j = v'_S(x_b)$  be the tuple assigned to  $x_b$  by valuation  $v'$ . By Eq. (13), we know that  $\gamma'_i(rs_{new}.b) = t_j$ . By Eq. (8), we also know that  $\gamma_i(rs_{new}.b) = \gamma'_i(rs_{new}.b)$ . Therefore,  $\gamma_i(rs_{new}.b) = v'_S(x_b) = t_j$ .
- $rs_{new}.b \notin A_{\phi'}.RG$ , i.e., this is a new register. By the construction Algorithm 4, we know that  $rx(rs_{new}.b) = x_b$ ,  $x_b \notin range(rx')$  and that  $x_b$  appears before  $\delta'_i / \delta_i$ . Now, let  $t_j = v'_S(x_b)$  be the tuple assigned to  $x_b$  by valuation  $v'$  and  $\delta'_j$  the transition (before  $\delta'_i$ ) that consumed  $t_j$ . By Eq. (11), we know that  $\delta x'(\delta'_j) = x_b$ . But Algorithm 4 will have updated  $\delta'_j$  so that  $\delta_j.R = \{rs_{new}.b\}$ . This means that  $\delta_j$  will write  $t_j$  to  $rs_{new}.b$ , thus

$$\gamma_k(rs_{new}.b) = \begin{cases} \# & k \leq j \\ t_j & k > j \end{cases}$$

(reminder:  $x_b$  appears only once in  $w$  which means that  $rs_{new}.b$  will be written only once at  $j$ ). Since  $i > j$ ,  $\gamma_i(rs_{new}.b) = t_j$ , which implies that  $\gamma_i(rs_{new}.b) = v'_S(x_b)$ .

With respect to Property 2, note that it also holds for  $\varrho$  of  $A_\phi$  and  $v'$ , as a valuation for  $\phi$ . By the induction hypothesis, it holds for  $\varrho'$  of  $A_{\phi'}$  and  $v'$ , as a valuation for  $\phi'$ . But the corresponding transitions in  $\varrho$  are the same as those of  $\varrho'$ , as far as their associated variables are concerned ( $\delta x$  remains the same). Additionally,  $v'$ , as we have just proved is a valuation for  $\phi$  as well. Therefore, the first part of the property holds. The second part has been proven just above. We just note that this part holds for the case where  $rs_{new}.b \in A_{\phi'}.RG$  as well, by the induction hypothesis. ◀

► **Lemma 15.** *For every bounded and windowed core-CEPL expression there exists an equivalent RMA without any loops, except for a self-loop on the start state.*

**Proof.** Let  $\phi := \psi$  WINDOW  $w$ . Algorithm 5 shows how we can construct  $A^\phi$  (we use superscripts to refer to expressions and reserve subscripts for referring to stream indexes in the proof). The basic idea is that we first construct as usual the RMA  $A^\psi$  for the sub-expression  $\psi$  (and eliminate  $\epsilon$ -transitions). We can then use  $A^\psi$  to enumerate all the possible walks of  $A^\psi$  of length up to  $w$  and then join them in a single RMA through disjunction. Essentially, we need to remove cycles from every walk of  $A^\psi$  by “unrolling” them as many times as necessary, without the length of the walk exceeding  $w$ . This “unrolling” operation is performed by the (recursive) Algorithm 6. Because of this “unrolling”, a state of  $A^\psi$  may appear multiple times as a state in  $A^\phi$ . We keep track of which states of  $A^\phi$  correspond to states of  $A^\psi$  through the function *CopyOfQ* in the algorithm. For example, if  $q^\psi$  is a state of  $A^\psi$ ,  $q^\phi$  a state of  $A^\phi$  and *CopyOfQ*( $q^\phi$ ) =  $q^\psi$ , this means that  $q^\phi$  was created as a copy of  $q^\psi$  (and multiple states of  $A^\phi$  may be copies of the same state of  $A^\psi$ ). We do the same for the registers as well, through the function *CopyOfR*. The algorithm avoids an explicit enumeration, by gradually building the automaton as needed, through an incremental expansion. Of course, walks that do not end in a final state may be removed, either after the construction or online, whenever a non-final state cannot be expanded.

**ALGORITHM 5:** Constructing RMA for windowed CEPL expression.

---

**Input:** Windowed core-CEPL expression  $\phi := \psi$  WINDOW  $w$   
**Output:** RMA  $A^\phi$  equivalent to  $\phi$

- 1  $(A^{\psi, \epsilon}, \delta x^{\psi, \epsilon}, r x^{\psi, \epsilon}) \leftarrow \text{ConstructRMA}(\psi)$ ;
- 2  $A^\psi \leftarrow \text{EliminateEpsilon}(A^{\psi, \epsilon})$ ;
- 3  $A^\phi \leftarrow \text{Unroll}(A^\psi, w)$ ; // see Algorithm 6
- 4  $\delta^{loop} \leftarrow \text{CreateNewTransition}((A^\phi.q^s, \text{TRUE}, \sim) \rightarrow (A^\phi.q^s, \emptyset, \circ))$ ;
- 5  $A^\phi.\Delta \leftarrow A^\phi.\Delta \cup \{\delta^{loop}\}$ ;
- 6 return  $A^\phi$ ;

---

**ALGORITHM 6:** Unrolling cycles for windowed expressions,  $k > 0$ .

---

**Input:** RMA  $A$  and integer  $k > 0$   
**Output:** RMA  $A_k$  with runs of length up to  $k$

- 1  $(A_{k-1}, \text{FrontStates}, \text{CopyOfQ}, \text{CopyOfR}) \leftarrow \text{Unroll}(A, k-1)$ ;
- 2  $\text{NextFrontStates} \leftarrow \emptyset$ ;
- 3  $Q_k \leftarrow A_{k-1}.Q$ ;  $Q_k^f \leftarrow A_{k-1}.Q^f$ ;
- 4  $RG_k \leftarrow A_{k-1}.RG$ ;  $\Delta_k \leftarrow A_{k-1}.\Delta$ ;
- 5 **foreach**  $q \in \text{FrontStates}$  **do**
- 6      $q_c \leftarrow \text{CopyOfQ}(q)$ ;
- 7     **foreach**  $\delta \in A.\Delta : \delta.\text{source} = q_c$  **do**
- 8          $q_{new} \leftarrow \text{CreateNewState}()$ ;
- 9          $Q_k \leftarrow Q_k \cup \{q_{new}\}$ ;
- 10          $\text{CopyOfQ} \leftarrow \text{CopyOfQ} \cup \{q_{new} \rightarrow \delta.\text{target}\}$ ;
- 11         **if**  $\delta.\text{target} \in A.Q^f$  **then**
- 12              $Q_k^f \leftarrow Q_k^f \cup \{q_{new}\}$ ;
- 13         **if**  $\delta.R = \emptyset$  **then**
- 14              $R_{new} \leftarrow \emptyset$ ;
- 15         **else**
- 16              $r_{new} \leftarrow \text{CreateNewRegister}()$ ;
- 17              $RG_k \leftarrow RG_k \cup \{r_{new}\}$ ;
- 18              $R_{new} \leftarrow \{r_{new}\}$ ;
- 19              $\text{CopyOfR} \leftarrow \text{CopyOfR} \cup \{r_{new} \rightarrow \delta.r\}$ ; //  $\delta.r$  single element of  $\delta.R$
- 20          $f_{new} \leftarrow \delta.f$ ;
- 21          $o_{new} \leftarrow \delta.o$ ;
- 22          $rs_{new} \leftarrow ()$ ;
- 23         **foreach**  $r \in \delta.rs$  **do**
- 24              $r_{latest} \leftarrow \text{FindLastAppearance}(r, q, A_{k-1})$ ;
- 25              $rs_{new} \leftarrow rs_{new} :: r_{latest}$ ;
- 26          $\delta_{new} \leftarrow \text{CreateNewTransition}((q, f_{new}, rs_{new}) \rightarrow (q_{new}, R_{new}, o_{new}))$ ;
- 27          $\Delta_k \leftarrow \Delta_k \cup \{\delta_{new}\}$ ;
- 28          $\text{NextFrontStates} \leftarrow \text{NextFrontStates} \cup \{q_{new}\}$ ;
- 29  $A_k \leftarrow (Q_k, A_{k-1}.q^s, Q_k^f, RG_k, \Delta_k)$ ;
- 30 return  $(A_k, \text{NextFrontStates}, \text{CopyOfQ}, \text{CopyOfR})$ ;

---

---

**ALGORITHM 7:** Unrolling cycles for windowed expressions, base case:  $k = 0$ .
 

---

**Input:** RMA  $A$   
**Output:** RMA  $A_0$  with runs of length 0

- 1  $q \leftarrow \text{CreateNewState}()$ ;
- 2  $\text{CopyOf}Q \leftarrow \{q \rightarrow A.q^s\}$ ;
- 3  $\text{CopyOf}R \leftarrow \emptyset$ ;
- 4  $\text{FrontStates} \leftarrow \{q\}$ ;
- 5  $Q^f \leftarrow \emptyset$ ;
- 6 **if**  $A.q^s \in A.Q^f$  **then**
- 7      $Q^f \leftarrow Q^f \cup \{q\}$ ;
- 8 **end**
- 9  $A_0 \leftarrow (\{q\}, q, Q^f, \emptyset, \emptyset)$ ;
- 10 **return**  $(A_0, \text{FrontStates}, \text{CopyOf}Q, \text{CopyOf}R)$ ;

---

The lemma is a direct consequence of the construction algorithm. First, note that, by the construction algorithm, there is a one-to-one mapping (bijective function) between the walks/runs of  $A^\psi$  and the walks/runs of  $A^\phi$  of length up to  $w$ . We can show that if  $\varrho^\psi$  is a run of  $A^\psi$  of length up to  $w$ , then the corresponding run  $\varrho^\phi$  of  $A^\phi$  is indeed a run, with  $\text{match}(\varrho^\psi) = \text{match}(\varrho^\phi) = M$ , where, by definition, since the runs have no  $\epsilon$ -transitions and are at most of length  $w$ ,  $\max(M) - \min(M) < w$ .

We first prove the following proposition: There exists a run  $\varrho^\psi$  of  $A^\psi$  of length up to  $w$  iff there exists a run  $\varrho^\phi$  of  $A^\phi$  such that:

- $\text{CopyOf}Q(q_j^\psi) = q_j^\phi$
- $\gamma_j^\psi(r^\psi) = \gamma_j^\phi(r^\phi)$ , if  $\text{CopyOf}R(r^\phi) = r^\psi$  and  $r^\phi$  appears last among the registers that are copies of  $r^\psi$  in  $\varrho^\phi$ .

We say that a register  $r$  appears in a run at position  $m$  if  $r \in \delta_m.R$ , i.e., if the  $m^{\text{th}}$  transition writes to  $r$ . The notion of a register's (last) appearance also applies for walks of  $A^\phi$ , since  $A^\phi$  is a directed acyclic graph, as can be seen by Algorithms 7 and 6 (they always expand "forward" the RMA, without creating any cycles and without converging any paths).

The proof is by induction on the length of the runs  $k$ , with  $k \leq w$ . We prove only one direction (assume a run  $\varrho^\psi$  exists). The other is similar.

**Base case:**  $k = 0$ . For both RMA, only the start state and the initial configuration with all registers empty is possible. Thus,  $\gamma_i^\psi = \gamma_i^\phi = \#$  for all registers. By Algorithm 7 (line 2), we know that  $\text{CopyOf}(q^{s,\psi}) = q^{s,\phi}$ .

**Case for**  $0 < k + 1 \leq w$ . Let

$$\varrho_{k+1}^\psi = \dots [i + k, q_{i+k}^\psi, \gamma_{i+k}^\psi] \xrightarrow{\delta_{i+k}^\psi / \phi_{i+k}^\psi} [i + k + 1, q_{i+k+1}^\psi, \gamma_{i+k+1}^\psi]$$

and

$$\varrho_{k+1}^\phi = \dots [i + k, q_{i+k}^\phi, \gamma_{i+k}^\phi] \xrightarrow{\delta_{i+k}^\phi / \phi_{i+k}^\phi} [i + k + 1, q_{i+k+1}^\phi, \gamma_{i+k+1}^\phi]$$

be the runs of  $A^\psi$  and  $A^\phi$  respectively of length  $k + 1$  over the same  $k + 1$  tuples. We know that  $\varrho_{k+1}^\psi$  is an actual run and we need to construct  $\varrho_{k+1}^\phi$ , knowing, by the induction hypothesis, that it is an actual run up to  $q_{i+k}^\phi$ . Now, by the construction algorithm, we can see that if  $\delta_{i+k}^\psi$  is a transition of  $A^\psi$  from  $q_{i+k}^\psi$  to  $q_{i+k+1}^\psi$ , there exists a transition  $\delta_{i+k}^\phi$  with the same formula and output from  $q_{i+k}^\phi$  to a  $q_{i+k+1}^\phi$  such that  $\text{CopyOf}Q(q_{i+k+1}^\phi) = q_{i+k+1}^\psi$ . Moreover, if  $\delta_{i+k}^\psi$  applies, so does  $\delta_{i+k}^\phi$ , because the registers in the register selection of  $\delta_{i+k}^\phi$  are copies of the corresponding registers in  $\delta_{i+k}^\psi$ . By

the induction hypothesis, we know that the contents of the registers in  $\delta_{i+k}^\psi.r.s$  will be equal to the contents of their corresponding registers in  $\varrho^\phi$  that appear last. But these are exactly the registers in  $\delta_{i+k}^\phi.r.s$  (see line 24 in Algorithm 6). We can also see that the part of the proposition concerning the  $\gamma$  functions also holds. If  $\delta_{i+k}^\psi.R = \{r^\psi\}$  and  $\delta_{i+k}^\phi.R = \{r^\phi\}$ , then we know, by the construction algorithm (line 19), that  $CopyOfR(r^\phi) = r^\psi$  and  $r^\phi$  will be the last appearance of a copy of  $r^\psi$  in  $\varrho_{k+1}^\phi$ . Thus the proposition holds for  $0 < k + 1 \leq w$  as well.

The proof of the proposition above also shows that the outputs of the transitions of the two runs will be the same, thus, since the proposition holds for accepting runs as well,  $match(\varrho^\psi) = match(\varrho^\phi) = M$ , if  $\varrho^\psi$  and  $\varrho^\psi$  are accepting (note that they must be either both accepting or both non-accepting).

One last touch is required. The RMA  $A^\phi$ , as explained, can have runs of finite length. On the other hand, the original expression applies to (possibly infinite) streams. Therefore, one last modification to  $A^\phi$  is needed. We add a loop, TRUE transition from the start state to itself, so that a run may start at any point in the stream. The “effective” maximum length of every run, however, remains  $w$ . The final RMA will then have the form of a tree (no cycles exist and walks can only split but not converge back again), except for its start state with its self-loop.

We also note that  $w$  must be a number greater than (or equal to) the minimum length of the walks induced by the accepting runs (which is something that can be computed by the structure of the expression). Although this is not a formal requirement, if it is not satisfied, then the RMA won't detect any matches. ◀

**Proof of Theorem 14.** The process for constructing a deterministic RMA (DRMA) from a windowed CEPL expression is shown in Algorithm 8. It first constructs a non-deterministic RMA (NRMA) and then uses the power set of this NRMA's states to construct the DRMA. For each state  $q^D$  of the DRMA, it gathers all the formulas from the outgoing transitions of the states of the NRMA  $q^N$  ( $q^N \in q^D$ ), it creates the (mutually exclusive) min-terms from these formulas and then creates transitions, based on these min-terms. Please, note that this is the first time that we use the ability of a transition to write to more than one registers. So, from now on,  $\delta.R$  will be a set that is not necessarily a singleton. This allows us to retain the same set of registers, i.e., the set of registers  $RG$  will be the same for the NRMA and the DRMA. A new transition created for the DRMA may write to multiple registers, if it “encodes” multiple transitions of the NRMA, which may write to different registers. It is also obvious that the resulting RMA is deterministic, since the various min-terms out of every state are mutually exclusive.

First, we will prove the following proposition: There exists a run  $\varrho^N \in Run_k(A^N, S(i))$  that  $A^N$  can follow by reading the first  $k$  tuples from the sub-stream  $S(i)$ , iff there exists a run  $\varrho^D \in Run_k(A^D, S(i))$  that  $A^D$  can follow by reading the same first  $k$  tuples, such that, if

$$\varrho^N = [i, q_i^N, \gamma_i^N] \xrightarrow{\delta_i^N / \sigma_i^N} [i+1, q_{i+1}^N, \gamma_{i+1}^N] \cdots [i+k, q_{i+k}^N, \gamma_{i+k}^N]$$

and

$$\varrho^D = [i, q_i^D, \gamma_i^D] \xrightarrow{\delta_i^D / \sigma_i^D} [i+1, q_{i+1}^D, \gamma_{i+1}^D] \cdots [i+k, q_{i+k}^D, \gamma_{i+k}^D]$$

are the runs of  $A^N$  and  $A^D$  respectively, then,

- $q_j^N \in q_j^D \forall j : i \leq j \leq i+k$
- if  $r \in A_D.RG$  appears in  $\varrho^N$ , then it appears in  $\varrho^D$
- $\gamma_j^N(r) = \gamma_j^D(r)$  for every  $r$  that appears in  $\varrho^N$  (and  $\varrho^D$ )



We say that a register  $r$  appears in a run at position  $m$  if  $r \in \delta_m \cdot R$ .

We will prove only direction (the other is similar). Assume there exists a run  $\varrho^N$ . We will prove that there exists a run  $\varrho^D$  by induction on the length  $k$  of the run.

**Base case:**  $k = 0$ . Then  $\varrho^N = [i, q_i^N, \gamma_i^N] = [i, q^{s,N}, \gamma^{s,N}]$ . The run  $\varrho^D = [i, q^{s,D}, \gamma^{s,D}]$  is indeed a run of the DRMA that satisfies the proposition, since  $q^{s,N} \in q^{s,D} = \{q^{s,N}\}$  (by the construction algorithm, line 26), all registers are empty and no registers appear in the runs.

**Case**  $k > 0$ . Assume the proposition holds for  $k$ . We will prove it holds for  $k + 1$  as well. Let

$$\varrho_{k+1}^N = \dots [i + k, q_{i+k}^N, \gamma_{i+k}^N] \begin{cases} \delta_{i+k}^{N,1} / \varrho_{i+k}^{N,1} \rightarrow [i + k + 1, q_{i+k+1}^{N,1}, \gamma_{i+k+1}^{N,1}] \\ \delta_{i+k}^{N,2} / \varrho_{i+k}^{N,2} \rightarrow [i + k + 1, q_{i+k+1}^{N,2}, \gamma_{i+k+1}^{N,2}] \\ \dots \\ \delta_{i+k}^{N,m} / \varrho_{i+k}^{N,m} \rightarrow [i + k + 1, q_{i+k+1}^{N,m}, \gamma_{i+k+1}^{N,m}] \end{cases}$$

be the possible runs of the NRMA after reading  $k + 1$  tuples. Then, we need to find a run of the DRMA like:

$$\varrho_{k+1}^D = \dots [i + k, q_{i+k}^D, \gamma_{i+k}^D] \xrightarrow{\delta_{i+k}^D / \varrho_{i+k}^D} [i + k + 1, q_{i+k+1}^D, \gamma_{i+k+1}^D]$$

By the induction hypothesis, we know that  $q_{i+k}^N \in q_{i+k}^D$ . By the construction Algorithm 8, we then know that, if  $f_{k+1}^{N,j} = \delta_{i+k}^{N,j} \cdot f$  is the formula of a transition that takes the non-deterministic run to  $q_{i+k+1}^{N,j}$ , then there exists a transition  $\delta_{i+k}^D$  in the DRMA from  $q_{i+k}^D$  whose formula will be a min-term, containing all the  $f_{k+1}^{N,j}$  in their positive form and all other possible formulas in their negated form. Moreover, the target of that transition,  $q_{i+k+1}^D$ , contains all  $q_{i+k+1}^{N,j}$ . More formally,  $q_{i+k+1}^D = \bigcup_{j=1}^m q_{i+k+1}^{N,j}$ . We also need to prove that  $\delta_{i+k}^D$  applies as well. As we said, the formula of this transition is a conjunct, where all  $f_{k+1}^{N,j}$  appear in their positive form and all other formulas of in their negated form. But note that the formulas in negated form are those that did not apply in  $\varrho_{k+1}^N$  when reading the  $(k + 1)^{th}$  tuple. Additionally, the arguments passed to each of the formulas of the min-term are the same (registers) as those passed to them in the non-deterministic run (by the construction algorithm, line 11). To make this point clearer, consider the following simple example of a minterm (where we have simplified notation and use registers directly as arguments):

$$f = f_1(r_{1,1}, \dots, r_{1,k}) \wedge \neg f_2(r_{2,1}, \dots, r_{2,l}) \wedge f_3(r_{3,1}, \dots, r_{3,m})$$

This means that  $f_1(r_{1,1}, \dots, r_{1,k})$ , with the exact same registers as arguments, will be the formula of a transition of the NRMA that applied. Similarly for  $f_3$ . With respect to  $f_2$ , it will be the formula of a transition that did not apply. If we can show that the contents of those registers are the same in the runs of the NRMA and DRMA when reading the last tuple, then this will mean that  $\delta_{i+k}^D$  indeed applies. But this is the case by the induction hypothesis ( $\gamma_{i+k}^N(r) = \gamma_{i+k}^D(r)$ ), since all these registers appear in the run  $\varrho_k^N$  up to  $q_{i+k}^N$ . The second part of the proposition also holds, since, by the construction,  $\delta_{i+k}^D$  will write to all the registers that the various  $\delta_{i+k}^{N,j}$  write (see line 19 in Algorithm). The third part also holds. First, note that a register can appear only once in a run of  $A_N$ , because of its tree-like structure. Second, by the construction, we know that  $\delta_{i+k}^D \cdot R = \bigcup_{j=1}^m \delta_{i+k}^{N,j} \cdot R$ . Therefore, we

know that  $\delta_{i+k}^D$  will write only to registers that had not appeared before in the run of the NRMA and will leave every other register that had appeared unaffected. Now, since  $\delta_{i+k}^D$  and all the  $\delta_{i+k}^{N,j}$  write the same tuple and  $\delta_{i+k}^D$  does not affect any previously appearing registers, the proposition holds.

## XX:26 Symbolic Automata with Memory

Since the above proposition holds for accepting runs as well, we can conclude that there exists an accepting run of  $A_N$  iff there exists an accepting run of  $A_D$ . According to the above proposition, the union of the last states over all  $\varrho^N$  is equal to the last state of  $\varrho^D$ . Thus, if  $\varrho^N$  reaches a final state, then the last state of  $\varrho^D$  will contain this final state and hence be itself a final state. Conversely, if  $\varrho^D$  reaches a final state of  $A_D$ , it means that this state contains a final state of  $A_N$ . Then, there must exist a  $\varrho^N$  that reached this final state.

What we have proven thus far is that  $\varrho^N$  is accepting iff  $\varrho^D$  is accepting. Therefore, the two RMA are indeed equivalent if viewed as recognizers / acceptors. However, equivalence with respect to the matches is not possible. In general, a NRMA may produce multiple matches, since it might follow multiple accepting runs, whereas a DRMA can only produce a single match. As a result, we cannot state that  $M \in \llbracket A^N \rrbracket(S_i) \Leftrightarrow M \in \llbracket A^D \rrbracket(S_i)$ . Note though, that, if a position of the stream is marked by one of the  $\varrho^N$ , then it will also be marked by  $\varrho^D$ . We can therefore use a more relaxed notion of (match) equivalence. If  $A^N$  produces  $k$  matches  $M_m$  and  $A^D$  a single match  $M$ , then

$$\bigcup_{m=1}^k M_m = M. \quad \blacktriangleleft$$

**ALGORITHM 8:** Determinization.

---

**Input:** Windowed and bounded core-CEPL expression  $\phi := \psi$  WINDOW  $w$

**Output:** Deterministic RMA  $A^D$  equivalent to  $\phi$

- 1  $A^N \leftarrow \text{ConstructWRMA}(\phi)$ ; // See Algorithm 5
- 2  $Q^D \leftarrow \text{ConstructPowerSet}(A^N.Q)$ ;
- 3  $\Delta^D \leftarrow \emptyset$ ;  $Q^{f,D} \leftarrow \emptyset$ ;
- 4 **foreach**  $q^D \in Q^D$  **do**
  - 5 **if**  $q^D \cap A^N.Q^f \neq \emptyset$  **then**
  - 6      $Q^{f,D} \leftarrow Q^{f,D} \cup q^D$ ;
  - 7      $\text{Formulas} \leftarrow ()$ ;  $rs^D \leftarrow ()$ ;
  - 8     **foreach**  $q^N \in q^D$  **do**
    - 9         **foreach**  $\delta^N \in A^N.\Delta : \delta^N.source = q^N$  **do**
    - 10              $\text{Formulas} \leftarrow \text{Formulas} :: \delta^N.f$ ;
    - 11              $rs^D \leftarrow rs^D :: \delta^N.rs$ ;
  - 12      $\text{MinTerms} \leftarrow \text{ConstructMinTerms}(\text{Formulas})$ ;
  - 13     **foreach**  $mt \in \text{MinTerms}$  **do**
    - 14          $p^D \leftarrow \emptyset$ ;  $R^D \leftarrow \emptyset$ ;
    - 15         **foreach**  $q^N \in q^D$  **do**
      - 16             **foreach**  $\delta^N \in A^N.\Delta : \delta^N.source = q^N$  **do**
      - 17                 **if**  $mt \models \delta^N.f$  **then**
      - 18                      $p^D \leftarrow p^D \cup \{\delta^N.target\}$ ;
      - 19                      $R^D \leftarrow R^D \cup \{\delta^N.R\}$ ;
    - 20         **if**  $\text{HasPositiveNonTrueFormula}(mt)$  **then**
      - 21             /\* Returns true if a min-term has a formula that is not negated  
and is not the TRUE predicate. \*/
      - 22              $o^D \leftarrow \bullet$ ;
      - 23         **else**
        - 24              $o^D \leftarrow \circ$ ;
      - 24          $\delta^D \leftarrow \text{CreateNewTransition}((q^D, mt, rs^D) \rightarrow (p^D, rw^D, o^D))$ ;
      - 25          $\Delta^D \leftarrow \Delta^D \cup \{\delta^D\}$ ;
  - 26  $q^{s,D} \leftarrow \{A^N.q^s\}$ ;
  - 27  $A^D \leftarrow (Q^D, q^{s,D}, Q^{f,D}, A^N.RG, \Delta^D)$ ;
  - 28 **return**  $A^D$ ;

---