

On the Arithmetic Complexities of Hamming Codes and Hadamard Codes

Zhengrui Li, Sian-Jheng Lin, *Member, IEEE*, and Honggang Hu *Member, IEEE*

Abstract

In this paper, we study the arithmetic complexities of Hamming codes and Hadamard codes. To begin with, we present the minimum number of required exclusive-ORs (XORs) in the encoding of (punctured) Hadamard codes and (extended) Hamming codes. Then the encoding algorithms for these codes are presented to achieve the lower bound.

I. INTRODUCTION

In telecommunication, we always have to guarantee the reliability of data transmissions over unreliable or noisy communication channels. This leads to the study of error-correcting codes (ECC) [1] [2] [3] [4]. In communication systems, ECC is used for the purpose of identifying and correcting errors in a transmitted message. In storage systems, ECC can be applied to detect and correct the data corruptions in storage, especially for unwanted bit-flips (a single bit spontaneously flip to the opposite state) in flash memory. There exists unwanted bit-flips in flash memories, due to the electrical or magnetic interferences in computer systems [5] [6] [7] [8].

In 1950, Richard Hamming [9] [10] invented a class of error-correcting codes, termed as $[7, 4]$ Hamming codes. Historically, Hamming codes are the first nontrivial family of error-correcting codes [10]. The code distance is three, and this provides single-bit error corrections or 2-bit error detections. It is known that Hamming codes achieve the optimal coding rate of the block codes with the minimum distance three [9]. Thus Hamming codes fits in the system which requires faster and more accurate information transfers [11]. Further, the extended Hamming codes are constructed by appending one extra parity check bit to the Hamming codes [1] [2] [9]. The extra bit is used to indicate whether there is one error, or two errors in the received codeword. Today, Hamming codes are commonly used to correct errors appeared in NAND flash memories [3] [12].

Hadamard codes [3] are the dual codes of the Hamming codes. The Hadamard code is an error-correcting code that is used for error detections and corrections when transmitting messages are over extremely noisy or unreliable channels. The Hadamard code is a class of linear block codes over a binary alphabet that maps a message of size k to a codeword of size 2^k . One important application of low-rate codes is in code-division multiple-access (CDMA)

Zhengrui Li, Sian-Jheng Lin and Honggang Hu were with the CAS Key Laboratory of Electro-magnetic Space Information, the School of Information Science and Technology, University of Science and Technology of China (USTC), Hefei, Anhui, China (e-mail: dd622089@mail.ustc.edu.cn, sjlin@ustc.edu.cn, hghu2005@ustc.edu.cn)

TABLE I
TABLE OF NOTATION

Term	Meaning
$[n]$	$\{1, \dots, n\}$
$[m, n]$	$\{m, m + 1, \dots, n\}$
\mathbf{G}_k	Generator matrix of $[2^k, k]$ Hadamard codes
\mathbf{G}'_k	Generator matrix of $[2^k, k + 1]$ punctured Hadamard codes
\mathbf{G}''_k	Systematic generator matrix of $[2^k, k + 1]$ punctured Hadamard codes
\mathbf{H}_k	Parity-check matrix of $[2^k - 1, k]$ Hamming codes
\mathbf{H}'_k	Parity-check matrix of $[2^k, k + 1]$ extended Hamming codes
\mathbf{H}''_k	Systematic parity-check matrix of $[2^k, k + 1]$ extended Hamming codes
I_k	Identity matrix of size $k \times k$
$\mathbf{0}_n$	Zero vector of length n
$\mathbf{1}_n$	All-ones vector of length n
$T^i(x)$	Returns an i -element binary code of number x

systems [13][14][15]. Hadamard codes are also used in communication systems for synchronizations and bandwidth spreading.

Considering the importances of Hamming codes and Hadamard codes, the complexities of these codes are key issues in coding theory and communication applications. Nowadays, the research on the coding algorithms of (extended) Hamming codes mainly focuses on the improvement of software implementations [16] [17] and hardware circuits [18] [19]. In this paper, we investigate the arithmetic complexities of Hamming codes and Hadamard codes. Precisely, we give the minimum number of exclusive-ORs (XORs) in the encoding of (extended) Hamming codes and (punctured) Hadamard codes. Then the encoding algorithms of these codes are proposed to achieve the bound.

In the rest of the paper, the preliminary is given in Section II. Sections IV includes the code introductions, the algorithms and the complexity analysis of Hamming codes and extended Hamming codes, and Sections III includes the corresponding content of Hadamard codes and punctured Hadamard codes. Section V proves the complexity lower bounds of these codes. Section VI concludes this work.

II. PRELIMINARIES

This section introduces the notations used in this paper, as well as the definitions of Hamming codes and Hadamard codes. For a class of $[n, k]$ linear codes, n denotes the block length and k denotes the message length. Table I tabulates the common notations. The function T^i in Table I is defined as follows.

$$T^i : \mathbb{Z}^* \rightarrow \mathbb{F}_2^i$$

$$a \mapsto [a_{i-1} \ a_{i-2} \ \dots \ a_0]^T,$$

where

$$a = a_{i-1} \cdot 2^{i-1} + a_{i-2} \cdot 2^{i-2} + \dots + a_0.$$

That is, $T^i(x)$ returns an i -element binary code of number x in binary numeral system. It possesses the equality

$$T^k(i) + [1 \ 0 \ \dots \ 0]^T = T^k(i + 2^{k-1}) \quad \forall i \in [0, 2^{k-1} - 1]. \quad (1)$$

The complexity of an encoding algorithm is measured by the number of XORs per message bit, that is defined as

$$\text{Avg. XORs} := \frac{\text{Total number of XORs}}{\text{Size of the message}}.$$

A. Systematic binary linear codes

For an $[k + t, k]$ systematic binary linear code C , a codeword of C consists of k message symbols and t parities over \mathbb{F}_2 . W.L.O.G, the message symbols are located in the first k symbols of the codeword, and the generator matrix is

$$\mathbf{G} := \begin{bmatrix} \mathbf{I}_k & -\mathbf{A}^T \end{bmatrix}, \quad (2)$$

where \mathbf{A} is a $t \times k$ matrix. Given a k -element message vector \mathbf{x} , the codeword is defined as

$$\mathbf{xG} = \begin{bmatrix} \mathbf{x} & -\mathbf{x}\mathbf{A}^T \end{bmatrix} = \begin{bmatrix} \mathbf{x} & \mathbf{p} \end{bmatrix}.$$

Given a codeword \mathbf{y} , we have

$$\mathbf{Hy} = 0,$$

where the parity check matrix is

$$\mathbf{H} := \begin{bmatrix} \mathbf{A} & \mathbf{I}_{n-k} \end{bmatrix}. \quad (3)$$

The dual code of C is a $[k + t, t]$ systematic code with the generator matrix

$$\mathbf{G}^\perp = \begin{bmatrix} \mathbf{A} & \mathbf{I}_t \end{bmatrix}. \quad (4)$$

Given a t -element message vector \mathbf{x}^\perp , the codeword is defined as

$$\mathbf{x}^\perp \mathbf{G}^\perp = \begin{bmatrix} \mathbf{x}^\perp \mathbf{A} & \mathbf{x}^\perp \end{bmatrix} = \begin{bmatrix} \mathbf{p}^\perp & \mathbf{x}^\perp \end{bmatrix}.$$

The parity-check matrix for dual codes is the generator matrix for original codes, and vice versa.

B. Hadamard codes

The generator matrix of $[2^k, k]$ Hadamard codes [20] with the minimum distance 2^{k-1} is given as follows. Let $\mathbf{G}_1 := \begin{bmatrix} 0 & 1 \end{bmatrix}$. For $k \geq 1$, a $k \times 2^k$ matrix \mathbf{G}_k consists of all k -bit binary numbers in ascending counting order. Precisely,

$$\mathbf{G}_k := \begin{bmatrix} \mathbf{0}_{2^{k-1}} & \mathbf{1}_{2^{k-1}} \\ \mathbf{G}_{k-1} & \mathbf{G}_{k-1} \end{bmatrix} = \begin{bmatrix} T^k(0) & T^k(1) & \dots & T^k(2^k - 1) \end{bmatrix}. \quad (5)$$

For example, the generator matrix of $[2^3, 3]$ Hadamard codes is

$$\mathbf{G}_3 = \begin{bmatrix} 0 & 0 & 0 & 0 & 1 & 1 & 1 & 1 \\ 0 & 0 & 1 & 1 & 0 & 0 & 1 & 1 \\ 0 & 1 & 0 & 1 & 0 & 1 & 0 & 1 \end{bmatrix}. \quad (6)$$

Notably, \mathbf{G}_k has a zero column, which will generate a null codeword symbol. By removing this null symbol, the code is isomorphic to $[2^k - 1, k]$ binary Simplex codes.

The punctured Hadamard code is a variant of Hadamard codes. The generator matrix of $[2^k, k + 1]$ punctured Hadamard codes is obtained by appending an all-ones row to \mathbf{G}_k . That is,

$$\mathbf{G}'_k := \begin{bmatrix} \mathbf{G}_k \\ \mathbf{1}_{2^k} \end{bmatrix}. \quad (7)$$

For example, the generator matrix of $[2^3, 4]$ punctured Hadamard codes is

$$\mathbf{G}'_3 = \begin{bmatrix} \mathbf{G}_3 \\ \mathbf{1}_8 \end{bmatrix} = \begin{bmatrix} 0 & 0 & 0 & 0 & 1 & 1 & 1 & 1 \\ 0 & 0 & 1 & 1 & 0 & 0 & 1 & 1 \\ 0 & 1 & 0 & 1 & 0 & 1 & 0 & 1 \\ 1 & 1 & 1 & 1 & 1 & 1 & 1 & 1 \end{bmatrix}. \quad (8)$$

However, (7) is not in the systematic form. To obtain the systematic codes, the generator matrix is defined as

$$\mathbf{G}''_k := \mathbf{V}_{k+1} \mathbf{G}'_k, \quad (9)$$

where

$$\mathbf{V}_{k+1} := \begin{bmatrix} I_k & \mathbf{0}_k \\ \mathbf{1}_k & 1 \end{bmatrix} \quad (10)$$

is a $(k + 1) \times (k + 1)$ binary non-singular matrix. For example, \mathbf{G}''_3 is

$$\mathbf{G}''_3 = \mathbf{V}_4 \cdot \mathbf{G}'_3 = \begin{bmatrix} 0 & 0 & 0 & 0 & 1 & 1 & 1 & 1 \\ 0 & 0 & 1 & 1 & 0 & 0 & 1 & 1 \\ 0 & 1 & 0 & 1 & 0 & 1 & 0 & 1 \\ 1 & 0 & 0 & 1 & 0 & 1 & 1 & 0 \end{bmatrix}, \quad (11)$$

and

$$\mathbf{V}_4 = \begin{bmatrix} 1 & 0 & 0 & 0 \\ 0 & 1 & 0 & 0 \\ 0 & 0 & 1 & 0 \\ 1 & 1 & 1 & 1 \end{bmatrix}. \quad (12)$$

From (9), \mathbf{G}''_k is obtained by replacing the $(k + 1)$ -th row of \mathbf{G}'_k by the summation of all rows of \mathbf{G}'_k , and this leads that the Hamming weights of all 2^k columns of \mathbf{G}''_k are odd.

Let $\mathbf{E}_0 = [1]$. A 2^k -element row vector \mathbf{E}_k is defined as

$$\mathbf{E}_k := \begin{bmatrix} \mathbf{E}_{k-1} & \neg \mathbf{E}_{k-1} \end{bmatrix}, \quad (13)$$

where $\neg \mathbf{E}_{k-1}$ denotes the negation of a boolean vector \mathbf{E}_{k-1} . Then \mathbf{G}''_k can also be presented as

$$\mathbf{G}''_k = \begin{bmatrix} \mathbf{G}_k \\ \mathbf{E}_k \end{bmatrix}. \quad (14)$$

C. Hamming codes

The parity-check matrix \mathbf{H}_k of $[2^k - 1, 2^k - k - 1]$ Hamming codes is defined as the concatenation of all non-zero columns in ascending order. Precisely,

$$\mathbf{H}_k := \left[T^k(1) \quad T^k(2) \quad \dots \quad T^k(2^k - 1) \right]. \quad (15)$$

For example, the parity-check matrix of $[7, 4]$ Hamming codes is given by

$$\begin{aligned} \mathbf{H}_3 &= \left[T^3(1) \quad T^3(2) \quad \dots \quad T^3(7) \right] \\ &= \begin{bmatrix} 0 & 0 & 0 & 1 & 1 & 1 & 1 \\ 0 & 1 & 1 & 0 & 0 & 1 & 1 \\ 1 & 0 & 1 & 0 & 1 & 0 & 1 \end{bmatrix}, \end{aligned} \quad (16)$$

which consists of all nonzero columns of size 3. The standard form $\bar{\mathbf{H}}_k$ is obtained by reordering the columns of \mathbf{H}_k such that the first k columns form a identity matrix. Then the generator matrix can be obtained from $\bar{\mathbf{H}}_k$ accordingly. For example, the $[7, 4]$ Hamming code has the generator matrix

$$\bar{\mathbf{G}}_3 = \begin{bmatrix} 1 & 0 & 0 & 0 & 0 & 1 & 1 \\ 0 & 1 & 0 & 0 & 1 & 0 & 1 \\ 0 & 0 & 1 & 0 & 1 & 1 & 0 \\ 0 & 0 & 0 & 1 & 1 & 1 & 1 \end{bmatrix},$$

and the standard parity-check matrix is

$$\bar{\mathbf{H}}_3 = \begin{bmatrix} 0 & 1 & 1 & 1 & 1 & 0 & 0 \\ 1 & 0 & 1 & 1 & 0 & 1 & 0 \\ 1 & 1 & 0 & 1 & 0 & 0 & 1 \end{bmatrix}.$$

Further, the $[2^k, 2^k - k - 1]$ extend Hamming code is obtained by appending a parity to $[2^k - 1, 2^k - k - 1]$ Hamming code. The parity-check matrix is defined as

$$\mathbf{H}'_k := \begin{bmatrix} \mathbf{0}_k & \mathbf{H}_k \\ \mathbf{1} & \mathbf{1}_{2^k - 1} \end{bmatrix}. \quad (17)$$

Notably, the dual code of extended Hamming codes is the punctured Hadamard code. For example, the parity-check matrix of $[8, 4]$ extended Hamming code is

$$\mathbf{H}'_3 = \begin{bmatrix} 0 & 0 & 0 & 0 & 1 & 1 & 1 & 1 \\ 0 & 0 & 1 & 1 & 0 & 0 & 1 & 1 \\ 0 & 1 & 0 & 1 & 0 & 1 & 0 & 1 \\ 1 & 1 & 1 & 1 & 1 & 1 & 1 & 1 \end{bmatrix}. \quad (18)$$

However, (17) is not systematic, and the systematic version is obtained by

$$\mathbf{H}''_k := \mathbf{V}_{k+1} \mathbf{H}'_k,$$

where \mathbf{V}_{k+1} is defined in (10). For example, \mathbf{H}_3'' is expressed as

$$\mathbf{H}_3'' = \mathbf{V}_4 \cdot \mathbf{H}_3' = \begin{bmatrix} 0 & 0 & 0 & 0 & 1 & 1 & 1 & 1 \\ 0 & 0 & 1 & 1 & 0 & 0 & 1 & 1 \\ 0 & 1 & 0 & 1 & 0 & 1 & 0 & 1 \\ 1 & 0 & 0 & 1 & 0 & 1 & 1 & 0 \end{bmatrix}, \quad (19)$$

where \mathbf{V}_4 is shown in (12). Notably, \mathbf{H}_k'' can be expressed as

$$\mathbf{H}_k'' = \begin{bmatrix} \mathbf{0}_k & \mathbf{H}_k \\ & \mathbf{E}_k \end{bmatrix}. \quad (20)$$

Further, the generator matrix can be obtained from \mathbf{H}_k'' . For example, the reordered version of (19) is

$$\begin{bmatrix} 0 & 1 & 1 & 1 & 1 & 0 & 0 & 0 \\ 1 & 0 & 1 & 1 & 0 & 1 & 0 & 0 \\ 1 & 1 & 0 & 1 & 0 & 0 & 1 & 0 \\ 1 & 1 & 1 & 0 & 0 & 0 & 0 & 1 \end{bmatrix},$$

where the last 4 columns form a identity matrix. Then the generator matrix is

$$\begin{bmatrix} 1 & 0 & 0 & 0 & 0 & 1 & 1 & 1 \\ 0 & 1 & 0 & 0 & 1 & 0 & 1 & 1 \\ 0 & 0 & 1 & 0 & 1 & 1 & 0 & 1 \\ 0 & 0 & 0 & 1 & 1 & 1 & 1 & 0 \end{bmatrix}.$$

The encoding complexities of Hamming codes are discussed as follows. For the $[2^k - 1, 2^k - k - 1]$ Hamming code, the Hamming weight of each row of $\bar{\mathbf{H}}_k$ is 2^{k-1} , and hence the number of ones in the submatrix \mathbf{A} is $2^{k-1}k - k$. Thus, the encoding algorithm requires

$$\bar{A}_1(k) = k(2^{k-1} - 2) \quad (21)$$

XORs. Then the number of XORs per bit is given by

$$\bar{X}_1(k) = \frac{k}{2} + \frac{k(k-3)}{2(2^k - k - 1)} = \mathcal{O}(k). \quad (22)$$

For the $[2^k, 2^k - k - 1]$ extended Hamming code, as the number of ones in \mathbf{E}_k in (13) is 2^{k-1} , the number of XORs in the conventional approach is at least

$$\bar{A}_2(k) = (k+1)(2^{k-1} - 2). \quad (23)$$

Thus, the number of XORs per bit is

$$\bar{X}_2(k) = \frac{k+1}{2} + \frac{(k+1)(k-3)}{2(2^k - k - 1)} = \mathcal{O}(k). \quad (24)$$

III. HADAMARD CODES AND PUNCTURED HADAMARD CODES

This section presents the encoding algorithms of $[2^k, k]$ Hadamard codes, and analyzes the complexities.

Algorithm 1: $P_1(\mathbf{x}, k)$: Encoding of Hadamard codes

Input: $\mathbf{x} = [x_0 \ x_1 \ \dots \ x_{k-1}]$, and the size k

Output: $\mathbf{y} = [y_0 \ y_1 \ \dots \ y_{2^k-1}]$

```

1 if  $k = 1$  then
2   | return  $[0 \ x_0]$ 
3 end
4 Call  $\mathbf{c}_1 \leftarrow P_1(\mathbf{x}', k - 1)$ , where  $\mathbf{x}' = [x_1 \dots x_{k-1}]$ 
5  $\mathbf{y}_2 \leftarrow \mathbf{y}_1 \oplus [x_0 \dots x_0]$ 
6 return  $[\mathbf{y}_1 \ \mathbf{y}_2]$ 

```

A. Encoding Algorithms

Given the message vector $\mathbf{x}_k = [x_0 \dots x_{k-1}]$, the codeword $\mathbf{y}_k = [y_0 \dots y_{2^k-1}]$ is defined as $\mathbf{y}_k = \mathbf{x}_k \mathbf{G}_k$. This subsection presents two encoding algorithms for Hadamard codes and punctured Hadamard codes, respectively.

1) *Hadamard codes*: The proposed encoding algorithm is based on the recursive structure of the generator matrices (5). We divide \mathbf{x}_k and \mathbf{y}_k into

$$\mathbf{x}_k = [x_0 | \mathbf{x}'_k], \quad (25)$$

$$\mathbf{y}_k = [\mathbf{y}_k^1 | \mathbf{y}_k^2], \quad (26)$$

where $\mathbf{x}'_k = [x_1 \dots x_{k-1}]$, $\mathbf{y}_k^1 = [y_0 \dots y_{2^{k-1}-1}]$ and $\mathbf{y}_k^2 = [y_{2^{k-1}} \dots y_{2^k-1}]$. From (5), we have

$$\begin{aligned} \mathbf{y}_k^1 &= \mathbf{x}'_k \mathbf{G}_{k-1}, \\ \mathbf{y}_k^2 &= \mathbf{x}'_k \mathbf{G}_{k-1} \oplus [x_0 \dots x_0] = \mathbf{y}_k^1 \oplus [x_0 \dots x_0]. \end{aligned} \quad (27)$$

(27) shows that \mathbf{y}_k^2 can be computed with 1 XOR per bit. With the approach (27), we compute \mathbf{y}_k^1 recursively. The algorithm is presented in Algorithm 1.

2) *Punctured Hadamard codes*: For the non-systematic version (7), the algorithm is similar to Algorithm 1. Given the message vector $\mathbf{x} = [x_0 \ x_1 \ \dots \ x_k]$, Line 2 in Algorithm 1 is modified as $\mathbf{y} \leftarrow [x_1 \ x_1 \oplus x_0]$, then the 2^k -element output \mathbf{y} is the codeword.

For the systematic version (14), the codeword can be computed recursively. As shown in (26), \mathbf{y}_k is divided into two equal parts \mathbf{y}_k^1 and \mathbf{y}_k^2 . Then we have

$$\mathbf{y}_k^2 = \mathbf{y}_k^1 \oplus [x_0 \dots x_0] \oplus [x_k \dots x_k],$$

and \mathbf{y}_k^1 can be computed recursively. The proposed encoding algorithm is showed in Algorithm 2.

B. Complexities

1) *Hadamard codes*: The number of XORs in Algorithm 1 for $[2^k, k]$ Hadamard codes are denoted as $A_1(k)$. In Algorithm 1, Lines 1 – 3 give the base case

$$A_1(1) = 0. \quad (28)$$

Algorithm 2: $P_2(\mathbf{x}, k)$: Encoding of punctured Hadamard codes

Input: $\mathbf{x} = [x_0 \ x_1 \ \dots \ x_k]$, and k
Output: $\mathbf{y} = [y_0 \ y_1 \ \dots \ y_{2^k-1}]$

```

1  $y_0 \leftarrow x_k$ 
2  $y_1 \leftarrow x_{k-1}$ 
3 for  $i = 1$  to  $k - 1$  do
4    $y_{2^i} \leftarrow x_{k-i-1}$ 
5    $t \leftarrow x_k \oplus x_{k-i-1}$ 
6   for  $j = 1$  to  $2^i - 1$  do
7      $y_{2^i+j} \leftarrow y_j \oplus t$ 
8   end
9 end
10 return  $\mathbf{y}$ 

```

Line 4 calls the procedure recursively. Line 5 requires $2^{k-1} - 1$ additions, as one XOR among them can be replaced by assignment. In summary, the recurrence relation is written as

$$A_1(k) = A_1(k-1) + 2^{k-1} - 1, \quad (29)$$

and the solution is

$$A_1(k) = 2^k - k - 1. \quad (30)$$

2) *Punctured Hadamard codes*: The number of XORs for systematic codes in Algorithm 2 are denoted as $A_2(k)$. Algorithm 2 has two loops. There are 2^i XORs in Lines 4 – 8 which is the loop body of outer loop. Thus, the number of XORs is $\sum_{i=1}^{k-1} 2^i$. The solution is given by

$$A_2(k) = 2^k - 2. \quad (31)$$

The complexities for the non-systemetic codes $A'_2(k)$ in Section III-A is similar to Algorithm 1. The base case requires 1 XOR.

$$A'_2(1) = 1, \quad (32)$$

$$A'_2(k) = A'_2(k-1) + 2^{k-1}, \quad (33)$$

and hence

$$A'_2(k) = 2^k - 1. \quad (34)$$

Thus, it requires $2^k - 2$ XORs and $2^k - 1$ XORs in the encoding of systematic and non-systematic punctured Hadamard codes, respectively.

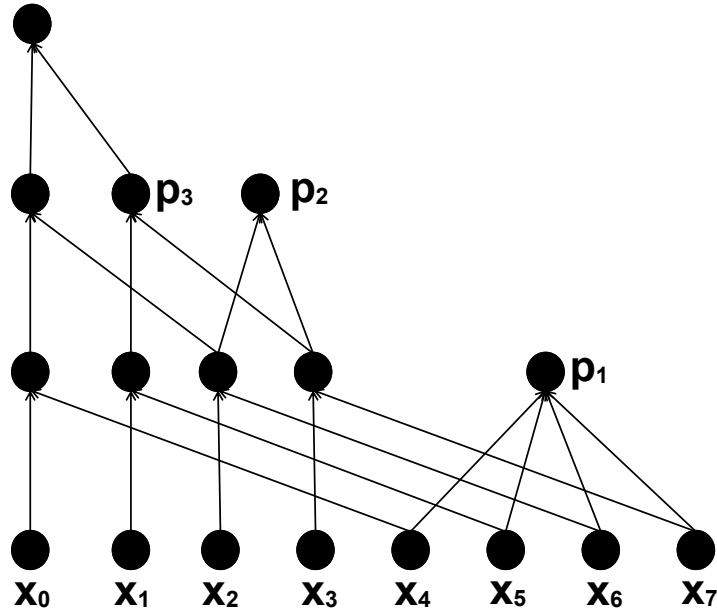


Fig. 1. Signal-flow graph of calculating $\mathbf{H}_3\mathbf{X}$

IV. HAMMING CODES AND EXTENDED HAMMING CODES

This section presents the algorithms of Hamming codes and extended Hamming codes. For readability, we present two versions of the proposed algorithms. First, the recursive version is proposed, followed by the cyclic version with eliminating the redundant operations.

A. Recursive versions

1) *Hamming Codes:* Given a codeword $\mathbf{y} \in \mathbb{F}_2^n$ of $[2^k - 1, 2^k - k - 1]$ Hamming codes, we have

$$\mathbf{H}_k \mathbf{y} = 0, \quad (35)$$

where \mathbf{H}_k is defined in (15), and $n = 2^k - 1$. Moreover, the codeword $\mathbf{y} = [y_1 \ y_2 \ \dots \ y_n]^T$ can be divided into two parts, namely the message part and the parity part. The symbols in the parity part form a vector

$$P = [p_1 \ p_2 \ \dots \ p_k]^T := [y_{2^{k-1}} \ y_{2^{k-2}} \ \dots \ y_1]^T.$$

Let $P_i = [p_i \ \dots \ p_k]^T$ denote a sub-vector of P , for $i \in [k - 1]$, and $P = P_1$. In encoding, given a message vector $\mathbf{x} = [x_1 \ \dots \ x_{2^k - k - 1}]$, k zeros are inserted to \mathbf{x} , resulting in a $(2^k - 1)$ -element column vector $\bar{\mathbf{X}} = [\bar{x}_1 \ \dots \ \bar{x}_{2^k - 1}]^T$, where $\bar{x}_{2^i} = 0$, for $i = 0, 1, \dots, k - 1$. Further, let

$$X_0 = [x_0^0 \ \dots \ x_{2^k - 1}^0]^T := [0 \ \bar{\mathbf{X}}^T]^T \quad (36)$$

denote a column vector by appending a zero to $\bar{\mathbf{X}}$. Then the parities are given by

$$P_1 = \mathbf{H}_k \bar{\mathbf{X}} = \begin{bmatrix} \mathbf{0}_k & \mathbf{H}_k \end{bmatrix} X_0. \quad (37)$$

By the equality (1), (37) can be written as

$$\begin{aligned}
 P_1 &= T^k(0)x_0^0 + \cdots + T^k(2^{k-1} - 1)x_{2^{k-1}-1}^0 + (T^k(0) + [1 \ 0 \ \cdots \ 0]^T)x_{2^{k-1}}^0 + \cdots \\
 &\quad + (T^k(2^{k-1} - 1) + [1 \ 0 \ \cdots \ 0]^T)x_n^0 \\
 &= T^k(0)x_0^0 + \cdots + T^k(2^{k-1} - 1)x_{2^{k-1}-1}^0 + T^k(0)x_{2^{k-1}}^0 + \cdots + T^k(2^{k-1} - 1)x_n^0 \\
 &\quad + (x_{2^{k-1}}^0 + \cdots + x_n^0)[1 \ 0 \ \cdots \ 0]^T \\
 &= [T^k(0)(x_0^0 + x_{2^{k-1}}^0) + \cdots + T^k(2^{k-1} - 1)(x_{2^{k-1}-1}^0 + x_n^0)] + (x_{2^{k-1}}^0 + \cdots + x_n^0)[1 \ 0 \ \cdots \ 0]^T.
 \end{aligned} \tag{38}$$

From (38) and

$$P_1 = [p_1, P_2^T]^T = [0, P_2^T]^T + p_1[1, 0, \dots, 0]^T, \tag{39}$$

we have

$$p_1 = x_{2^{k-1}}^0 + \cdots + x_n^0, \tag{40}$$

$$P_2 = T^{k-1}(0)(x_0^0 + x_{2^{k-1}}^0) + \cdots + T^{k-1}(2^{k-1} - 1)(x_{2^{k-1}-1}^0 + x_n^0). \tag{41}$$

Let $X_1 = [x_0^1 \ \cdots \ x_{2^{k-1}-1}^1]^T$ denote a 2^{k-1} -element vector, where

$$x_i^1 = x_i^0 + x_{2^{k-1}+i}^0 \quad \forall i \in [0, 2^{k-1} - 1]. \tag{42}$$

Then (41) can be written as

$$\begin{aligned}
 P_2 &= T^{k-1}(0)x_0^1 + \cdots + T^{k-1}(2^{k-1} - 1)x_{2^{k-1}-1}^1 \\
 &= \begin{bmatrix} \mathbf{0}_{k-1} & \mathbf{H}_{k-1} \end{bmatrix} X_1,
 \end{aligned} \tag{43}$$

which can be computed recursively by applying the same approach on P_1 . This gives the following formulas.

Let $X_t = [x_0^t \ \cdots \ x_{2^{k-t}-1}^t]^T, \forall t \in [0, k]$, denote a 2^{k-t} -element vector, where

$$x_i^{t+1} = x_i^t + x_{2^{k-t}+i}^t \quad \forall i \in [0, 2^{k-t-1} - 1]. \tag{44}$$

Then the parities are calculated by

$$p_t = x_{2^{k-t}}^{t-1} + \cdots + x_{2^{k-t+1}-1}^{t-1} \quad \forall t \in [k-1]. \tag{45}$$

Note that

$$x_0^k = \sum_{i=0}^{2^{k-t}-1} x_i^t = \sum_{i=0}^{2^k-k-1} \mathbf{x}_i \quad \forall t \in [0, k-1]. \tag{46}$$

Figure 1 presents the signal-flow graph of calculating $\mathbf{H}_3 X_0$.

Algorithm 3 depicts the explicit steps, where the input x shall satisfy the constraints $x_0 = 0$ and $x_{2^i} = 0, \forall i \in [0, r-1]$. In the algorithm, Lines 1-3 handle the basis case $k = 1$. Line 4 calculates S referred to in (45). Lines 5-7 calculate x'_i referred to in (44). Then Line 8 calls the procedure recursively on x' . Line 9 returns the result, which is the vector of parities. Figure 2 presents the signal-flow graph of the proposed algorithm at $k = 3$, where the white nodes store zeros $x_0 = x_1 = x_2 = x_4 = 0$, and other nodes are filled with message bits.

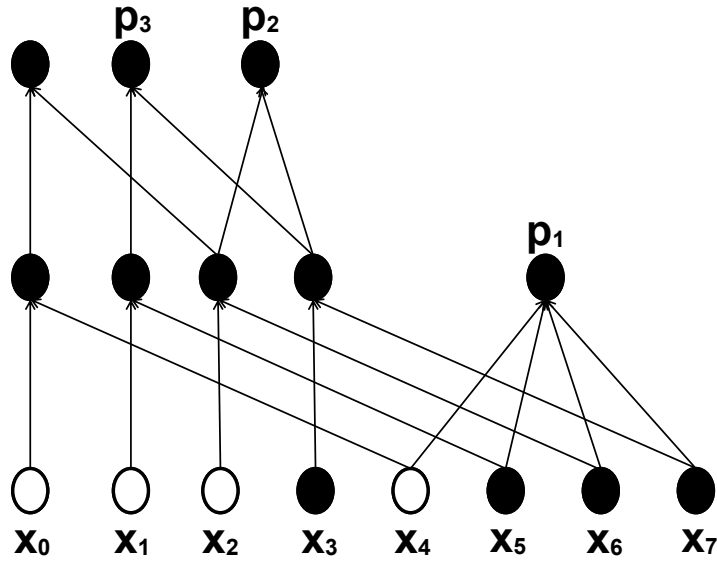


Fig. 2. Signal-flow graph of Algorithm 3 with $k = 3$

Algorithm 3: $P_3(X, k)$: Encoding of Hamming codes (Recursive version)

Input: $X = [x_0 \ x_1 \ \dots \ x_{2^k-1}]$, and k

Output: P_k

- 1 **if** $k = 1$ **then**
 - 2 **return** x_1
 - 3 **end**
 - 4 $S \leftarrow \sum_{i=0}^{2^{k-1}-1} x_{2^{k-1}+i}$
 - 5 **for** $i = 0$ **to** $(2^{k-1} - 1)$ **do**
 - 6 $x'_i \leftarrow x_i + x_{2^{k-1}+i}$
 - 7 **end**
 - 8 Call $P_{k-1} \leftarrow P_3(X', k - 1)$, where $X' = [x'_0 \ x'_1 \ \dots \ x'_{2^{k-1}-1}]$
 - 9 **return** (S, P_{k-1})
-

2) *Extended Hamming Codes:* Given a codeword $\mathbf{y} \in \mathbb{F}_2^{2^k}$ of $[2^k, 2^k - k - 1]$ extended Hamming codes, we have

$$\begin{aligned} \mathbf{H}'_k \mathbf{y} &= 0 \\ \Rightarrow \begin{bmatrix} \mathbf{0}_k & \mathbf{H}_k \\ \mathbf{1} & \mathbf{1}_{2^k-1} \end{bmatrix} \begin{bmatrix} y_0 \\ \mathbf{y}' \end{bmatrix} &= 0 \end{aligned} \quad (47)$$

where \mathbf{H}'_k is defined in (17), and $\mathbf{y} = [y_0 \ y_1 \ \dots \ y_{2^k-1}]^T = [y_0 \ \mathbf{y}'^T]^T$. Then (47) gives

$$\mathbf{H}_k \mathbf{y}' = 0, \quad (48)$$

$$y_0 = y_1 + \dots + y_{2^k-1}. \quad (49)$$

Clearly, (48) is the same with the formula for Hamming codes (35), and Algorithm 3 can be used to obtain \mathbf{y}' . After obtaining \mathbf{y}' , the extra parity y_0 can be computed by (49). The $k+1$ parities of $[2^k, 2^k - k - 1]$ extended Hamming codes form a vector $P' = [P^T, p_{k+1}]^T$, and $p_{k+1} = y_0$. Then (49) gives

$$p_{k+1} = \sum_{i=1}^{2^k-k-1} \mathbf{x}_i + \sum_{i=1}^k p_i. \quad (50)$$

Let $\underline{X}_i = [\underline{x}_0^i \ \dots \ \underline{x}_{2^{k-i}-1}^i]^T, \forall i \in [0, k]$, denote a 2^{k-i} -element vector. Let

$$t_i = \underline{x}_{2^{k-i-1}+1}^i + \dots + \underline{x}_{2^{k-i}}^i. \quad (51)$$

The elements of \underline{X}_i , for $i \in [k]$, are obtained via

$$\underline{x}_j^i = \begin{cases} \underline{x}_0^{i-1} + t_{i-1} & j = 0; \\ \underline{x}_j^{i-1} + \underline{x}_{2^{k-i}+j}^{i-1} & \forall j \in [2^{k-i} - 1]. \end{cases} \quad (52)$$

We first consider the base case \underline{X}_{k-1} , and this gives

$$\begin{aligned} t_{k-1} &= 0, \\ \underline{x}_0^k &= \underline{x}_0^{k-1}. \end{aligned} \quad (53)$$

The encoding algorithm of Hamming codes calculates the intermediate results \underline{X}_i defined in (44) recursively, for $i \in [0, k]$. It can be seen that the definition of \underline{x}_0^i in (52) is different from the definition of \underline{x}_0^i in (44). As \underline{x}_0^{i-1} is used in calculating \underline{x}_0^i only, \underline{X}_i and X_i defined in (52) and (44) are identical, except for \underline{x}_0^i and x_0^i . Thus, if $X_0 = \underline{X}_0$, we have

$$x_j^i = \underline{x}_j^i \quad \forall j > 0, \quad \forall i \in [k]. \quad (54)$$

From (45) (51) and (54), we have

$$p_i = \underline{x}_{2^{k-i}}^{i-1} + t_{i-1} \quad \forall i \in [k]. \quad (55)$$

Let $S(\underline{X}_i)$ denote the summation of all elements of \underline{X}_i modulo 2. When $X_0 = \underline{X}_0$, from (52), we have

$$S(\underline{X}_0) = S(X_0) = \sum_{i=0}^{2^k-k-1} \mathbf{x}_i. \quad (56)$$

From (52), we have

$$\begin{aligned} S(\underline{X}_i) &= \underline{x}_0^i + \dots + \underline{x}_{2^{k-i}-1}^i \\ &= \underline{x}_0^{i-1} + t_{i-1} + \dots + \underline{x}_{2^{k-i}-1}^{i-1} + \underline{x}_{2^{k-i}+1-1}^{i-1}. \end{aligned} \quad (57)$$

Further, from (55), we have

$$\begin{aligned} S(\underline{X}_i) &= \underline{x}_0^{i-1} + p_i + \underline{x}_{2^{k-i}}^{i-1} + \dots + \underline{x}_{2^{k-i}-1}^{i-1} + \underline{x}_{2^{k-i}+1-1}^{i-1} \\ &= S(\underline{X}_{i-1}) + p_i. \end{aligned} \quad (58)$$

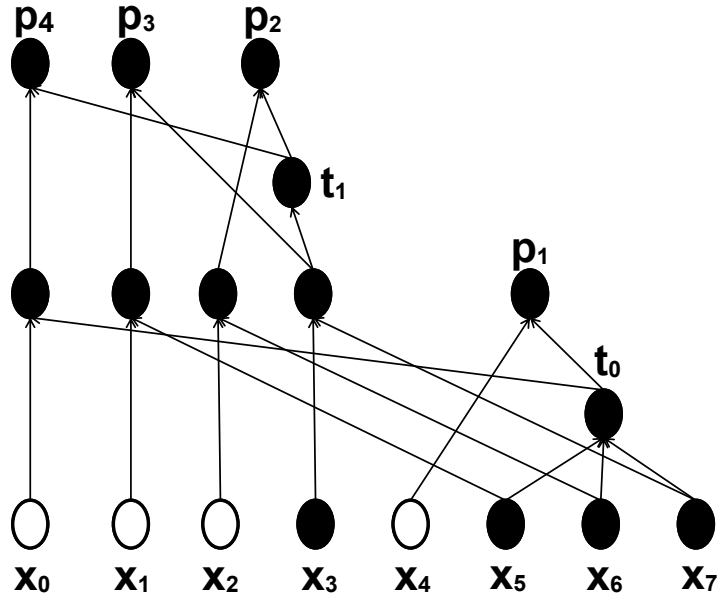


Fig. 3. Signal-flow graph for Algorithm 4 with $k = 3$

From (50), (53), (56) and (58), we have

$$x_0^{k-1} = x_0^k = S(\underline{X}_k) = S(\underline{X}_0) + \sum_{i=1}^k p_i = \sum_{i=1}^{2^k-k-1} \mathbf{x}_i + \sum_{i=1}^k p_i = p_{k+1}.$$

Algorithm 4 depicts the explicit steps. In this algorithm, Lines 1-3 handle the basis case $k = 1$, namely x_0^{k-1} and x_1^{k-1} for p_{k+1} and p_k respectively. Lines 4-5 calculate S according to the adjustment. Lines 6-9 calculate x'_i referred to in (52). Then Line 10 calls the procedure recursively on x' . Line 11 presents the return value, which is parity vector. Notably, when Algorithm 4 is used in the encoding of extended Hamming codes, the input x shall satisfy the constraint that $x_0 = 0$ and $x_{2^i} = 0, \forall i \in [0, k-1]$. Figure 2 presents the signal-flow graph of the proposed Algorithm 4 at $k = 3$.

3) *Complexities*: The number of XORs for $[2^k-1, 2^k-k-1]$ Hamming codes (Algorithm 3) and for $[2^k, 2^k-k-1]$ extended Hamming codes (Algorithm 4) are denoted as $A_3(k)$ and $A_4(k)$, respectively. The number of XORs per message bit is denoted as $X_3(k)$ and $X_4(k)$, respectively. That is,

$$X_3(k) = \frac{A_3(k)}{2^k - k - 1}, \quad X_4(k) = \frac{A_4(k)}{2^k - k - 1}. \quad (59)$$

In Algorithm 3, Lines 1-3 give the base case that

$$A_3(1) = 0. \quad (60)$$

Line 4 requires $2^{k-1} - 1$ additions, and Lines 5-7 require 2^{k-1} XORs. Line 9 calls the procedure recursively. In summary, the recurrence relations are written as

$$A_3(k) = A_3(k-1) + 2^k - 1. \quad (61)$$

Algorithm 4: $P_4(X, k)$: Encoding of extended Hamming codes (Recursive version)

Input: $X = [x_0 \ x_1 \ \dots \ x_{2^k-1}]$, and k

Output: P'_k

```

1 if  $k = 1$  then
2   | return  $P'_k \leftarrow [x_1, x_0]$ 
3 end
4  $t \leftarrow \sum_{i=1}^{2^{r-1}-1} x_{2^{r-1}+i}$ 
5  $S \leftarrow x_{2^{r-1}} + t$ 
6  $x'_0 = x_0 + t$ 
7 for  $i = 1$  to  $(2^{k-1} - 1)$  do
8   |  $x'_i \leftarrow x_i + x_{2^{k-1}+i}$ 
9 end
10 Call  $P'_{k-1} \leftarrow P_4(X', k - 1)$ , where  $X' = [x'_0 \ x'_1 \ \dots \ x'_{2^{k-1}-1}]$ 
11 return  $(S, P'_{k-1})$ 

```

The solution is given by

$$A_3(k) = 2^{k+1} - k - 3. \quad (62)$$

Thus, the number of XORs per bit in Algorithm 3 which are obtained from (59) are

$$X_3(k) = 2 + \frac{k-1}{2^k - k - 1}. \quad (63)$$

It can be seen that (63) approaches 2 when k approaches infinity. Thus the complexity of Algorithm 3 is asymptotically 2 XORs per bit. For Algorithm 4, $A_4(k)$ has the same recursive formula and the same recursion depth. Thus $A_4(k) = A_3(k)$

$$A_4(k) = 2^{k+1} - k - 3. \quad (64)$$

Further $X_4(k) = X_3(k)$

$$X_4(k) = 2 + \frac{k-1}{2^k - k - 1}. \quad (65)$$

In summary, the arithmetic complexities of both Algorithms 3 and 4 are asymptotically 2 XORs per bit.

B. Loop versions

There are some redundant XORs in Algorithms 3 and 4. This subsection gives the loop versions Algorithms 5 and 6 to eliminate those redundant operations.

1) *Optimization:* Algorithms 5 is the optimized version of Algorithm 3 in two observations. First, the operations by XORing a zero can be eliminated. For example, some elements in the input X are zeros. Precisely, $x_i = 0$ for i a power of two or $i = 0$. The XOR operations by those zeros can be removed. Lines 1-8 of Algorithms 5 adopts this observation. Second, as shown in Fig. 2, the first node in the top layer can be eliminated, and this leads that

Algorithm 5: $P_l(X, k)$: Encoding of Hamming codes (Loop version)

Input: $X = [x_0 \ x_1 \ \dots \ x_{2^k-1}]$, and k

Output: P_k

```

1  $p_1 \leftarrow \sum_{i=1}^{2^{k-1}-1} x_{2^{k-1}+i}$ 
2 for  $i = 1$  to  $(2^{k-1} - 1)$  do
3   if  $i$  is power of two then
4      $x_i \leftarrow x_{2^{k-1}+i}$ 
5   else
6      $x_i \leftarrow x_i + x_{2^{k-1}+i}$ 
7   end
8 end
9 for  $l = k - 1$  to  $1$  do
10   $p_{k-l+1} \leftarrow \sum_{i=0}^{2^{l-1}-1} x_{2^{l-1}+i}$ 
11  for  $i = 1$  to  $(2^{l-1} - 1)$  do
12     $x_i \leftarrow x_i + x_{2^{l-1}+i}$ 
13  end
14 end
15 return  $[p_1 \ \dots \ p_k]$ 

```

the first node in second layer can also be eliminated. By mathematical inductions, it can be easily shown that the first node x_0 in every layer can be removed. Lines 11-13 in Algorithm 5 is optimized by this observation.

The above observations can also be applied to Algorithm 4. First, Algorithm 4 also has the redundant operations by XORing zeros, and the optimized result is shown in Lines 1-9. However, the second observation cannot be applied to Algorithm 4.

2) *Complexities:* This subsection is a supplement for Section IV-A3. From the definitions in Section IV-A3, we have $A_5(k)$ and $X_5(k)$ for Algorithm 5, as well as $A_6(k)$ and $X_6(k)$ for Algorithm 6. According to the optimization in previous subsection, we have $A_5(k) = A_3(k) - (2k - 1)$ and $A_6(k) = A_4(k) - (k + 1)$. That is,

$$A_5(k) = 2^{k+1} - 3k - 2, \quad (66)$$

$$A_6(k) = 2^{k+1} - 2k - 4, \quad (67)$$

and

$$X_5(k) = 2 - \frac{k}{2^k - k - 1}, \quad (68)$$

$$X_6(k) = 2 - \frac{2}{2^k - k - 1}. \quad (69)$$

It is obvious that the complexities of Algorithm 5 and Algorithm 6 are lower than the conventional approaches.

Algorithm 6: $P'_k(X, k)$: Encoding of extended Hamming codes (Loop version)

Input: $X = [x_0 \ x_1 \ \dots \ x_{2^k-1}]$, and k

Output: P'_k

- 1 $p_1 \leftarrow \sum_{i=1}^{2^{k-1}-1} x_{2^{k-1}+i}$
- 2 $x_{2^k-1} = p_1$
- 3 **for** $i = 1$ **to** $(2^{k-1} - 1)$ **do**
- 4 **if** i *is power of two* **then**
- 5 $x_i \leftarrow x_{2^{k-1}+i}$
- 6 **else**
- 7 $x_i \leftarrow x_i + x_{2^{k-1}+i}$
- 8 **end**
- 9 **end**
- 10 **for** $l = k - 1$ **to** 1 **do**
- 11 $t \leftarrow \sum_{i=1}^{2^{l-1}-1} x_{2^{l-1}+i}$
- 12 $p_{k-l+1} \leftarrow t + x_{2^l-1}$
- 13 $x_0 = x_0 + t$
- 14 **for** $i = 1$ **to** $(2^{l-1} - 1)$ **do**
- 15 $x_i \leftarrow x_i + x_{2^{l-1}+i}$
- 16 **end**
- 17 **end**
- 18 $p_{k+1} \leftarrow x_0$
- 19 **return** $[p_1 \ \dots \ p_{k+1}]$

V. COMPLEXITY LOWER BOUNDS

This section proves the complexity lower bounds of encoding algorithms for Hadamard codes and Hamming codes. This shows that the proposed algorithms achieved the lower bounds. The first two subsections show the complexity lower bounds of (punctured) Hadamard encoding algorithms, followed by the complexity lower bounds of (extended) Hamming encoding algorithms.

A. Hadamard codes

Theorem 1. A $[2^k - 1, k]$ Hadamard code requires at least $2^k - k - 1$ XORs in encoding.

Proof. The $[2^k - 1, k]$ Hadamard code consists of k message symbols $\{x_i\}_{i=1}^k$ and $2^k - k - 1$ parities. Assume the encoding algorithm takes S XORs, and those XORs will produce S symbols $\{g_i\}_{i=1}^S$. Then each symbols of the codeword is chosen from $\mathcal{G} = \{x_i\}_{i=1}^k \parallel \{g_i\}_{i=1}^S$.

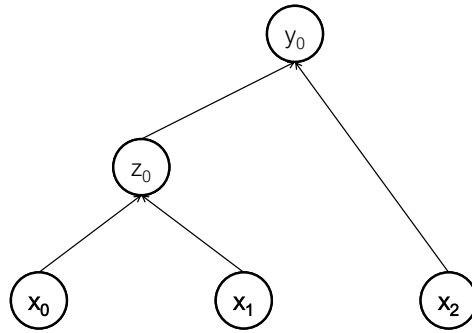


Fig. 4. Signal-flow graph for $[4, 3]$ punctured Hadamard codes

As any two columns of the generator matrix of Hadamard codes are different, the codeword symbols of Hadamard codes are generated by different formulas. This leads that $|\mathcal{G}| = k + S$ is no less than the codeword length $2^k - 1$, and we have $S \geq 2^k - k - 1$. This completes the proof. \square

Then we discuss the number of XORs which a $[2^k, k + 1]$ punctured Hadamard code requires at least in encoding.

B. Punctured Hadamard codes

This subsection discusses the complexities of punctured Hadamard codes, on the systematic version and the non-systematic version.

1) *Systematic punctured Hadamard codes*: Section II-B shows that the generator matrix for $[2^k, k + 1]$ systematic punctured Hadamard codes consists of all the columns of size $k + 1$ with odd Hamming weights.

For $[n, k]$ systematic binary linear codes, the encoding $\mathbf{xG} = \begin{bmatrix} \mathbf{x} & \mathbf{x}\mathbf{A}^T \end{bmatrix}$ can be represented as a signal-flow graph $G = (V, A)$, where V denotes a set of nodes, and A denotes a set of arrows. Particularly, V can be divided into three subsets, termed as a set of input nodes \mathbf{o}_{in} , output nodes \mathbf{o}_{out} and hidden nodes \mathbf{o}_{hid} , respectively. Specifically, \mathbf{o}_{in} corresponds to the message symbols, \mathbf{o}_{out} corresponds to the parities, and \mathbf{o}_{hid} corresponds to the intermediate results. Thus, $|\mathbf{o}_{in}| = k$, and $|\mathbf{o}_{out}| = n - k$. In particular, each node in \mathbf{o}_{out} and \mathbf{o}_{hid} depicts an XOR operation, and thus the indegree of the node is two. In contrast, the indegree of each node in \mathbf{o}_{in} is zero. Figure 4 gives an example for the encoding of $[4, 3]$ punctured Hadamard codes, where $\mathbf{o}_{in} = \{x_0, x_1, x_2\}$, $\mathbf{o}_{hid} = \{z_0 = x_0 \oplus x_1\}$, and $\mathbf{o}_{out} = \{y_0 = z_0 \oplus x_2\}$.

For a class of $[n, k]$ codes, the corresponding signal-flow graph is not unique. Let \mathcal{G}_k denote a set of signal-flow graphs for systematic $[2^k, k + 1]$ punctured Hadamard codes. For a signal-flow graph $G \in \mathcal{G}_k$, G depicts an algorithm with the number of XORs $|\mathbf{o}_{out}| + |\mathbf{o}_{hid}|$. As $|\mathbf{o}_{out}| = 2^k - k - 1$ is a constant in \mathcal{G}_k , the objective is to find out a $G \in \mathcal{G}_k$, such that $|\mathbf{o}_{hid}|$ of G is minimal.

From Figure 4, it is clear that $|\mathbf{o}_{hid}| \geq 1$ in \mathcal{G}_2 , which corresponds to $[4, 3]$ punctured Hadamard codes. This gives the following Lemma.

Lemma 1. For any signal-flow graph of systematic $[4, 3]$ punctured Hadamard codes, $|\mathbf{o}_{hid}| \geq 1$.

Lemma 2. For any signal-flow graph of systematic punctured Hadamard codes, \mathbf{o}_{hid} contains a node expressing the XOR of two nodes in \mathbf{o}_{in} .

Proof. It is obviously that the signal-flow graph has at least one node representing the XOR of two nodes in \mathbf{o}_{in} . This node is not in \mathbf{o}_{out} , as the Hamming weight of the encoding vector is 2, which is not odd. Thus, this node is in \mathbf{o}_{hid} . \square

For a signal-flow graph of $[n, k]$ binary linear codes, the formula in each node can be written as $\mathbf{x}a^T$, where \mathbf{x} is the message vector and a is the binary encoding vector. For example, in Figure 4, we have $\mathbf{x} = [x_0 \ x_1 \ x_2]$, and the encoding vectors of x_0 , x_1 and x_2 are $[1 \ 0 \ 0]$, $[0 \ 1 \ 0]$ and $[0 \ 0 \ 1]$, respectively. The encoding vector of z_0 is $[1 \ 1 \ 0]$, and the encoding vector of y_0 is $[1 \ 1 \ 1]$. The following lemma indicates that, we can merge the two nodes when both nodes have the same encoding vector.

Lemma 3. For a signal-flow graph $G = (V, A)$ of $[n, k]$ binary linear codes, if there exists two nodes possessing the same encoding vector, one can obtain a new signal-flow graph $G' = (V', A')$, and $|A'| = |A| - 1$.

Proof. The two nodes possessing the same encoding vector are denoted as d_i and d_j . As G has no directed cycles, the topological sort can be applied on G . W.L.O.G., assume d_i precedes d_j in the topologically sorted order. The following gives the definition of the new graph $G' = (V', A')$, where $V' = V \setminus \{d_j\}$. For each $(a, b) \in A$, $(a, b) \in A'$ if $a \neq d_j$ and $b \neq d_j$; or else, for each $(d_j, b) \in A$, then $(d_i, b) \in A'$. By removing d_j , the new graph G' has $|A'| = |A| - 1$ nodes. \square

Recall that \mathbf{G}_k'' is the generator matrix of $[2^k, k + 1]$ systematic punctured Hadamard codes.

Lemma 4. Given $\mathbf{x} = [x_0 \dots x_{k-1}]$ and two integers u, v , $0 \leq u < v < k$, a new vector $\mathbf{x}' = [x_0 \dots x_{v-1} \ x_u \ x_v \dots x_{k-1}]$ is obtained by inserting x_u to \mathbf{x} . Then $\mathbf{x}'\mathbf{G}_k''$ is a permutation of $\mathbf{x}[\mathbf{G}_{k-1}'' | \mathbf{G}_{k-1}'']$.

Proof. From the definition of \mathbf{x}' , we have $x'_u = x'_v$. Then $\mathbf{x}'\mathbf{G}_k''$ can be written as ($G[i]$ denotes the row i of \mathbf{G}_k''):

$$\mathbf{x}'\mathbf{G}_k'' = \sum_i x'_i G[i] = x'_u G[u] \oplus x'_v G[v] \oplus \sum_{i \neq u, v} x'_i G[i] = x'_u (G[u] \oplus G[v]) \oplus \sum_{i \neq u, v} x'_i G[i] = \mathbf{x}\bar{\mathbf{G}}_k,$$

where $\mathbf{x} = [x_0 \dots x_{k-1}]$, and

$$\bar{\mathbf{G}}_k = \begin{bmatrix} G[0] \\ \vdots \\ G[u] \oplus G[v] \\ \vdots \\ G[v-1] \\ G[v+1] \\ \vdots \\ G[k] \end{bmatrix}. \quad (70)$$

To prove $\mathbf{x}\bar{\mathbf{G}}_k$ is a permutation of $\mathbf{x}[\mathbf{G}''_{k-1}|\mathbf{G}''_{k-1}]$, this is equivalent to show that, for each column g^T of \mathbf{G}''_{k-1} , there exist two columns of $\bar{\mathbf{G}}_k$, and the content of both columns are the same with g^T .

For every column $g^T = [g_0 \dots g_{k-1}]^T$ of \mathbf{G}''_{k-1} , two $(k+1)$ -element column vectors are defined as

$$\begin{aligned}\bar{g}_0^T &= [g_0 \dots g_{v-1} \ 0 \ g_v \dots g_{k-1}]^T, \\ \bar{g}_1^T &= [g_0 \dots g_u \oplus 1 \dots g_{v-1} \ 1 \ g_v \dots g_{k-1}]^T.\end{aligned}\tag{71}$$

As the Hamming weight of g is odd, the Hamming weights of both \bar{g}_0 and \bar{g}_1 are also odd, and hence \bar{g}_0^T and \bar{g}_1^T are two distinct columns of \mathbf{G}''_k . Further, (70) shows that the \bar{g}_0^T and \bar{g}_1^T become g^T in $\bar{\mathbf{G}}_k$. This completes the proof. \square

Lemma 5. *Given $G_k \in \mathcal{G}_k$ with m hidden nodes, one can obtain $G_{k-1} \in \mathcal{G}_{k-1}$, where the number of hidden nodes in G_{k-1} is at most $m-1$.*

Proof. For any $G_k \in \mathcal{G}_k$, Lemma 2 shows that contains a hidden node expressing the XOR of two input nodes. Assume the two nodes correspond to x_u and x_v of the message vector \mathbf{x} . From Lemma 4, G_k can be converted to the encoding of $[2^{k-1}, k]$ systematic punctured Hadamard codes. The message vector \mathbf{x} is converted to $\mathbf{x}' = [x_0 \dots x_{v-1} \ x_u \ x_v \ \dots \ x_{k-1}]$, which is the input of G_k . Then the output is $\mathbf{x}[\mathbf{G}''_{k-1}|\mathbf{G}''_{k-1}]$ in a specific order.

The above signal-flow graph for $[2^{k-1}, k]$ systematic punctured Hadamard codes can be simplified further. First, the number of input and output nodes in G_k is 2^k . By the merge operation in Lemma 3, the number of input and output nodes can be reduced to 2^{k-1} . Second, the hidden node expressing the XOR of two input nodes can be eliminated, as the node expresses $0 = x_u \oplus x_u$ on \mathbf{x}' . As a result, in the new signal-flow graph, the number of output and input nodes is 2^{k-1} , and the number of hidden nodes is $m-1$. \square

Lemma 6. *For any $G_k \in \mathcal{G}_k$, the number of hidden nodes of G_k is at least $k-1$.*

Proof. Assume there exists a $G'_k \in \mathcal{G}_k$ with m hidden nodes. From Lemma 5, one can obtain $G'_{k-1} \in \mathcal{G}_{k-1}$ with $m-1$ hidden nodes. In this way, one can obtain $G'_2 \in \mathcal{G}_2$ with $m-k+2$ hidden nodes. From Lemma 1, we have

$$m - k + 2 \geq 1 \Rightarrow m \geq k - 1.$$

This completes the proof. \square

With Lemma 6, the lower bound is given below.

Theorem 2. *The encoding of $[2^k, k+1]$ systematic punctured Hadamard code requires at least $2^k - 2$ XORs.*

Proof. The encoding of $[2^k, k+1]$ systematic punctured Hadamard codes is expressed an a signal-flow graph $G_k \in \mathcal{G}_k$. From Lemma 6, G_k has $2^k - k - 1$ output nodes and at least $k-1$ hidden nodes. Thus, it requires $(2^k - k - 1) + (k - 1) = 2^k - 2$ XORs in encoding. This completes the proof. \square

2) *Non-systematic punctured Hadamard codes:* The generator matrix \mathbf{G}'_k of non-systematic punctured Hadamard code (NPHC) is defined in (7).

From (7), there is only one column of \mathbf{G}'_k which has Hamming weight 1. For example, for \mathbf{G}'_3 in (6), the first column is $[0\ 0\ 0\ 1]^T$. The other $2^k - 1$ symbols on the codeword shall be computed. Refer to Theorem 1, we get a theorem below:

Theorem 3. *A $[2^k, k + 1]$ non-systematic punctured Hadamard code requires at least $2^k - 1$ XORs in encoding.*

Proof. The $[2^k, k + 1]$ non-systematic punctured Hadamard code consists of a message symbol x_0 and $2^k - 1$ computed symbols. Assume the encoding algorithm takes S XORs, and those XORs will produce S symbol $\mathcal{G} = \{g_i\}_{i=1}^S$. Then each symbol of the codeword is chosen from \mathcal{G} . As any two columns of \mathbf{G}'_k are different, this leads that $S \geq 2^k - 1$. This completes the proof. \square

As shown in Section III, the proposed encoding algorithm reaches the complexity bound.

C. Hamming codes

In the first part, the complexity of Hamming codes is discussed. Then the complexity of extended Hamming codes is considered.

The proof of lower bound uses the property of dual codes and the transposition principle, which states that if an algorithm for a matrix-vector product by a matrix M exists, then there exists an algorithm for a matrix-vector product by its transpose M^T in almost the same complexity. A formal definition is stated below.

Theorem 4. *(Transposition principle [21]): Given an i -by- j matrix M without zero rows or columns, let $a(M)$ denote the minimum number of operations to compute the product $v_i M$ with a vector v_i of size i . Then there exists an algorithm to compute $v_j M^T$ in $a(M) + j - i$ arithmetic operations.*

1) *Hamming codes:* This part shows the numbers of XORs used in the encoding of $[2^k - 1, 2^k - k - 1]$ Hamming codes.

By Theorem 4, the main part of this subsection is presented below.

Theorem 5. *A $[2^k - 1, 2^k - k - 1]$ Hamming code requires at least $2^{k+1} - 3k - 2$ XORs in encoding.*

Proof. The statement is proved by contradiction. Assume the encoding of Hamming codes $\mathbf{x}_1 \bar{\mathbf{G}} = [\mathbf{x}_1\ \mathbf{x}_1 \mathbf{A}]$ requires $2^{k+1} - 3k - 2 - \epsilon$ XORs, and $\epsilon > 0$. From Theorem 4, there exists an algorithm to compute $\mathbf{x}_2 \mathbf{A}^T$ in

$$2^{k+1} - 3k - 2 - \epsilon + (k - (2^k - k - 1)) = 2^k - k - 1 - \epsilon$$

XORs, which contradicts Theorem 1. Proof completed. \square

As shown in (66), the proposed encoding algorithm Algorithm 5 reaches the bound.

2) *Extended Hamming codes:* Like Theorem 5, we present corresponded theorem for extended Hamming code.

Theorem 6. *A $[2^k, 2^k - k - 1]$ extended Hamming code requires at least $2^{k+1} - 2k - 4$ XORs in encoding.*

Proof of Theorem 6 is using Theorem 4 and contradiction with Theorem 2 just like proof of Theorem 5. So the proof is omitted here.

In Section IV, our complexity analysis for fast encoding algorithm shows that our encoding algorithm for $[2^r, 2^r - r - 1]$ extended Hamming code Algorithm 5 requires exactly $2^{r+1} - 2r - 4$ XORs, which means that Algorithm 6 is the fastest encoding algorithm for extended Hamming code.

VI. CONCLUSIONS

In this paper, the encoding complexities of (extended) Hamming codes and (punctured) Hadamard codes are investigated. The contributions are summarized below.

- 1) Theorem 1 shows the complexity lower bound of Hadamard codes in encoding, and Algorithm 1 presents the algorithm to achieve the bound.
- 2) Theorem 2 shows the complexity lower bound of systematic punctured Hadamard codes in encoding, and Algorithm 2 presents the algorithm to achieve the bound.
- 3) Theorem 3 shows the complexity lower bound of non-symtemetic punctured Hadamard codes in encoding.
- 4) Theorems 5 shows the complexity lower bound of Hamming codes in encoding, and Algorithm 5 presents the algorithm to achieve the bound.
- 5) Theorems 6 shows the complexity lower bound of extended Hamming codes in encoding, and Algorithm 6 presents the algorithm to achieve the bound.

REFERENCES

- [1] R. Hill, *A First Course in Coding Theory*. Clarendon Press, 1986.
- [2] F. J. MacWilliams and N. J. A. Sloane, *The Theory of Error-Correcting Codes*. North-Holland, 1977.
- [3] S. Lin and D. Costello, *Error Control Coding, 2 Edition*. Prentice Hall, 2004.
- [4] S. Roman, *Coding and Information Theory*. Spring-Verlag, 1992.
- [5] E. Normand, "Single event upset at ground level," *IEEE Transactions on Nuclear Science*, vol. 43, no. 6, pp. 2742–2750, Dec 1996.
- [6] R. C. Baumann, "Radiation-induced soft errors in advanced semiconductor technologies," *IEEE Transactions on Device and Materials Reliability*, vol. 5, no. 3, pp. 305–316, Sept 2005.
- [7] F. W. Sexton, "Destructive single-event effects in semiconductor devices and ics," *IEEE Transactions on Nuclear Science*, vol. 50, no. 3, pp. 603–621, June 2003.
- [8] P. E. Dodd and L. W. Massengill, "Basic mechanisms and modeling of single-event upset in digital microelectronics," *IEEE Transactions on Nuclear Science*, vol. 50, no. 3, pp. 583–602, June 2003.
- [9] R. W. Hamming, "Error detecting and error correcting codes," *The Bell System Technical Journal*, vol. 29, no. 2, pp. 147–160, April 1950.
- [10] S. Verd and S. W. McLaughlin, *The Art of Signaling: Fifty Years of Coding Theory*. Wiley-IEEE Press, 2000, pp. 768–. [Online]. Available: <http://ieeexplore.ieee.org/xpl/articleDetails.jsp?arnumber=5273581>
- [11] T. Zhang and Q. Ding, "Design of (15, 11) hamming code encoding and decoding system based on fpga," in *2011 First International Conference on Instrumentation, Measurement, Computer, Communication and Control*, Oct 2011, pp. 704–707.
- [12] Y. Itoh, M. Momodomi, R. Shirota, Y. Iwata, R. Nakayama, R. Kirisawa, T. Tanaka, K. Toita, S. Inoue, and F. Masuoka, "An experimental 4 mb cmos eeprom with a nand structured cell," in *IEEE International Solid-State Circuits Conference, 1989 ISSCC. Digest of Technical Papers*, Feb 1989, pp. 134–135.
- [13] K. S. Gilhousen, I. M. Jacobs, R. Padovani, A. J. Viterbi, L. A. Weaver, and C. E. Wheatley, "On the capacity of a cellular cdma system," *IEEE Transactions on Vehicular Technology*, vol. 40, no. 2, pp. 303–312, May 1991.
- [14] A. J. Viterbi, "The orthogonal-random waveform dichotomy for digital mobile personal communication," *IEEE Personal Communications*, vol. 1, no. 1, pp. 18–24, st 1994.
- [15] —, "Very low rate convolution codes for maximum theoretical performance of spread-spectrum multiple-access channels," *IEEE Journal on Selected Areas in Communications*, vol. 8, no. 4, pp. 641–649, May 1990.

- [16] H. S. Warren, *Hacker's Delight*. Boston, MA, USA: Addison-Wesley Longman Publishing Co., Inc., 2002.
- [17] G. Tshagharyan, G. Harutyunyan, S. Shoukourian, and Y. Zorian, "Experimental study on hamming and hsiao codes in the context of embedded applications," in *2017 IEEE East-West Design Test Symposium (EWDTS)*, Sept 2017, pp. 1–4.
- [18] K. P. Debalina Roy Choudhury, "Design of hamming code encoding and decoding circuit using transmission gate logic," in *IRJET*, vol. 02, no. 07, Oct. 2015, vol. 02, no. 07, Oct 2015.
- [19] V. S. P. Nayak, C. Madhulika, and U. Pravali, "Design of low power hamming code encoding, decoding and correcting circuits using reversible logic," in *2017 2nd IEEE International Conference on Recent Trends in Electronics, Information Communication Technology (RTEICT)*, May 2017, pp. 778–781.
- [20] D. A. Bell, "Walsh functions and hadamard matrixes," *Electronics Letters*, vol. 2, no. 9, pp. 340–341, September 1966.
- [21] J. L. Bordewijk, "Inter-reciprocity applied to electrical networks," *Applied Scientific Research B: Electrophysics, Acoustics, Optics, Mathematical Methods*, vol. 6, pp. 1–74, 1956.