

Low Resource Black-Box End-to-End Attack Against State of the Art API Call Based Malware Classifiers

Ishai Rosenberg, Asaf Shabtai, Lior Rokach, and Yuval Elovici

Software and Information Systems Engineering Department, Ben Gurion University of Israel

Abstract

In this paper, we present a black-box attack against API call based machine learning malware classifiers. We generate adversarial examples combining API call sequences and static features (e.g., printable strings) that will be misclassified by the classifier without affecting the malware functionality. Our attack only requires access to the predicted label of the attacked model (without the confidence level) and minimizes the number of target classifier queries. We evaluate the attack's effectiveness against many classifiers such as RNN variants, DNN, SVM, GBDT, etc. We show that the attack requires fewer queries and less knowledge about the attacked model's architecture than other existing black-box attacks, making it optimal to attack cloud based models with a minimal cost. We also implement BADGER, a software framework to recraft any malware binary so that it won't be detected by classifiers, without access to the malware source code. Finally, we discuss the robustness of this attack to existing defense mechanisms.

Keywords Adversarial Examples, Malware Detection, Decision Based Attacks, Machine Learning as a Service, Deep Learning

1. Introduction

Next generation anti-malware products, such as Cylance, CrowdStrike, and Sophos, use machine and deep learning models instead of signatures and heuristics in order to detect previously unseen malware. Those models can be evaded and in this paper, we demonstrate an *end-to-end attack* by recrafting malware binary to evade detection by such machine learning malware classifiers.

API call sequence based classifiers such as SentinelOne provide state of the art detection performance ([22]), however, those classifiers are vulnerable to the generation of adversarial examples. Adversarial examples are correctly classified samples that are perturbed (modified), so they (incorrectly) get assigned a different label. In this paper, we demonstrate such an attack on binary classifiers, which are used to differentiate between malicious and benign processes based on API call sequences. We consider the challenging case of cloud prediction, termed machine learning as a service (MLaaS), such as Amazon Machine Learning or Google's Cloud Prediction, where the attacker pays for every query of the target

classifier (provides input and gets classification) and therefore aims to minimize the number of queries to such a cloud service while performing a successful attack.

Generating adversarial examples for images [6, 32] is the main focus of most existing research; this is different from generating adversarial API sequences, which is the focus of this paper, in two respects:

- In adversarial API sequences one must verify that the original functionality of the malware remains intact.
- API sequences consist of discrete symbols with variable lengths, while images are represented as matrices with fixed dimensions, and the values of the matrices are continuous.

Attacks against RNN variants exist ([20, 33, 39]), but they require many queries to the target classifier (Section 4.2) and additional knowledge of the attacked classifier, such as the target classifier features' encoding. Previous decision-based attacks [5] do not target RNNs or the cyber domain. The differences from our attack are described in Section 2.

The contributions of our paper are as follows:

1. This is the first *end-to-end decision based* (Section 2) *black-box* adversarial attack against all state of the art classifiers (RNN variants, feed forward DNNs, and traditional machine learning classifiers such as SVM) that minimizes the number of target model queries, in order to handle MLaaS attack scenarios. We focus on the cyber security domain and explain the attack effectiveness in this domain.
2. Our attack doesn't require target model queries to train a substitute model [39] or a generative adversarial network [20] to generate the adversarial example. Thus, it does not require extensive computation power or pre-deployment phase (section 5) and is easier to deploy on remote hosts than previous attacks.
3. The attack doesn't require any knowledge about the target classifier, including knowledge about the training set, model type, architectures, hyperparameters, or feature encoding. Only a subset of the features being used is required for this attack.
4. The attack is random and therefore renders defense methods against deterministic adversarial attacks, such as gradient masking (e.g., distillation), useless [5].

In this paper, we present two simple but effective methods to reduce the number of black box queries for generating an adversarial example; both methods are based on random API calls addition to a malicious sample:

- *Logarithmic backtracking* - Starting with a large ratio of perturbation and rapidly decrease the ratio.
- *Benign perturbation* - Using API call sequences from benign samples, instead of random API calls.

Permission to make digital or hard copies of all or part of this work for personal or classroom use is granted without fee provided that copies are not made or distributed for profit or commercial advantage and that copies bear this notice and the full citation on the first page. Copyrights for components of this work owned by others than ACM must be honored. Abstracting with credit is permitted. To copy otherwise, or republish, to post on servers or to redistribute to lists, requires prior specific permission and/or a fee. Request permissions from permissions@acm.org.

ACSAC' 18, December 3–7, 2018, San Juan, Puerto Rico, USA.
Copyright © 2018 ACM TODO...\$15.00.
<http://dx.doi.org/10.1145/TODO>

The rest of the paper is structured as follows: Section 2 contains the relevant related work. Section 3 specifies our attack methodology, including two novel methods for adversarial example generation. Section 4 contains our experimental results. Section 5 describes our end-to-end framework implementation. In Section 6 we discuss possible defense mechanisms, our conclusions, and future work.

2. Background and Related Work

In *mimicry attacks*, an attacker uses malicious code that mimics the system calls’ traces of benign code, thus evading detection [51]. Several attack methods have been presented: 1) *Equivalence attack* - Using a different system call sequence to achieve the same (malicious) effect, 2) *No-op Attacks* - Adding system calls with no effect or adding system calls with an irrelevant effect, e.g., opening a non-existent file, and 3) *Disguise attacks* - Causing benign system calls to generate malicious behavior by modifying the system calls’ parameters.

The search for adversarial examples, including those who use *mimicry attack*, such as our attack, can be formalized as a minimization problem [46]:

$$\arg_{\mathbf{r}} \min f(\mathbf{x} + \mathbf{r}) \neq f(\mathbf{x}) \text{ s.t. } \mathbf{x} + \mathbf{r} \in \mathbf{D} \quad (1)$$

The input \mathbf{x} , correctly classified by the classifier f , is perturbed with \mathbf{r} such that the resulting adversarial example $\mathbf{x} + \mathbf{r}$ remains in the input domain \mathbf{D} , but is assigned a different label than \mathbf{x} . To solve Equation 1, we need to transform the constraint $f(\mathbf{x} + \mathbf{r}) \neq f(\mathbf{x})$ into an optimizable formulation. Appendix A contains several methods that solve this optimization problem.

There types of adversarial example generation methods are shown in the following subsections.

2.1 Gradient Based Attacks

In gradient based attacks, adversarial perturbations are generated in the direction of the gradient, that is, in the direction with the maximum effect on the classifier’s output (e.g., FGSM [13]). Gradient based attacks are effective but require adversarial knowledge about the targeted classifier’s gradients. These attacks can be conducted on the targeted model if white-box knowledge is available [15]. Our research differs from [15] in several ways: 1) [15] didn’t deal with RNNs or dynamic features which are more challenging to add without harming the malware functionality, 2) [15] did not focus on a generic attack which can affect many types of classifiers, as we do, and 3) Our black-box assumption is more feasible than the white-box assumption presented in [15].

RNN GAN, which aims to generate invalid APIs and insert them into the original API sequences, has already been proposed [19, 20]. Gumbel-Softmax, a one-hot continuous distribution estimator, was used to deliver gradient information between the generative RNN and substitute RNN. Our research differs from [20] in several ways: 1) We developed an end-to-end framework, generating a mimicry attack (Section 5) without training a costly GAN first, 2) While [20] injects arbitrary API call sequences that might harm the malware functionality (e.g., by inserting the *ExitProcess()* API call in the middle of the malware code), our attack modifies the code such that the original functionality of the malware is preserved (Section 5.1), 3) Our approach works in real world scenarios involving API arguments (Section 5.2), hybrid classifiers, and multiple feature types (Section 5.3), which are not addressed by [20], 4) While [20] only focused on LSTM variants, we also show our attack’s effectiveness against other RNN variants such as GRUs and conventional RNNs, bidirectional and deep variants, and non-RNN classifiers (including both feed forward networks and traditional machine learning classifiers such as SVM), making it truly generic, 5) The use of Gumbel-Softmax approximation in [20] makes this

attack limited to one-hot encoded inputs, while in our attack, any word embedding can be used, making it more generic, and 6) The stability issues associated with GAN training [1] which might not converge for specific datasets apply to the attack method mentioned in [20], making it hard to rely on and require more target classifier queries (Section 4.2). While such issues might not be visible when using a small dataset (180 samples in [20]), they become more apparent when using larger datasets like ours (500,000 samples).

A white-box gradient based attack against RNNs demonstrated against LSTM architecture for sentiment classification of a movie reviews dataset was shown in [33]. A black-box variant, which facilitates the use of a substitute model, was presented in [39]. As shown in Section 4.2, that attacks described in [33, 39] require more target classifier queries, more computing power to generate a substitute model and more knowledge about the attacked classifier (API encoding). Moreover, our framework (Section 5) doesn’t require pre-deployment to generate the adversarial sequence (either using GAN, as in [20], or a substitute model, as in [39]). In this paper, the generation is done at run time, making it more robust (generating non classifier specific API call sequence) and easier to deploy.

2.2 Score and Decision Based Attacks

Score based attacks are based on knowledge of the target classifier’s confidence score. The target classifier’s gradient can be numerically derived from the confidence scores of adjacent input points [7] and like gradient-based attacks, follow the direction of maximum impact to generate an adversarial example. However, attacker knowledge of confidence scores (not required by our attack) is unlikely in black-box scenarios.

Decision based attacks use only the label predicted by the target classifier. They usually add random perturbation to the input, in order to confuse the classifier [5]. The more noise you add, the larger the chance of successfully modifying the classifier’s decision. However, the challenge is usually to use as little noise as possible, since more noise might damage the original functionality of the input. For instance, adding “benign” API calls to a malware might cause a malware classifier to classify it as goodware but might also add performance overhead to the modified malware, due to the addition of API calls.

Current score and decision based attacks ([5, 7]) differ from our proposed attack in that: 1) They *only* deal with convolutional neural networks, as opposed to all state of the art classifiers, including RNN variants. 2) They deal with images and don’t fit the attack requirements of the cyber security domain (while changing a pixel’s color i doesn’t “break” the image, modifying an API call might harm a malware’s functionality). In addition, small perturbations suggested in [5, 7] are not applicable for discrete API calls (you can’t change *WriteFile()* to *WriteFile()+0.001* - you need to modify it to an entirely different API). 3) They did not present an end-to-end framework to implement the attack in the cyber-security domain.

3. Methodology

3.1 Black-Box API Call Based Malware Classifier

Our classifier’s input is a sequence of API calls made by the inspected code. We begin by using only the API call type and not its arguments or return value, since IDSs that verify the arguments are 4-10 times slower than classifiers that do not verify arguments [48] and are therefore less common. Analyzing arguments would make our attack easier to detect, e.g., by considering only successful API calls and ignoring failed APIs or by looking for irregularities in the arguments of the API calls (e.g., invalid file handles, etc.). In order to address this issue, we use valid (non-null) arguments with NOP

effect, such as writing into a temporary file handle, instead of an invalid file handle. Nevertheless, in Section 5.2, we extend our attack to handle API call arguments.

API call sequences can be millions of API calls long, making it impossible to train on the entire sequence at once due to training time and GPU memory constraints. Thus, we used a sliding window approach [39]: Each API call sequence is divided into windows with size m . Detection is performed on each window in turn, and if any window is classified as malicious, the entire sequence is considered malicious. Thus, even cases, such as malicious payloads injected into goodware (e.g., using Metasploit), where only a small subset of the sequence is malicious, would be detected. We use one-hot encoding for each API call type in order to cope with the limitations of sklearn’s implementation of decision trees and random forests, as mentioned online. The output of each classifier is binary (malicious or benign). The tested classifiers and their hyperparameters are described in Appendix C.

3.2 Black-Box API Call Based Malware Classifier Attack

We present two forms of attack:

1. Linear iteration attack - a simple attack.
2. Logarithmic backtracking attack - a more complex and efficient attack in terms of target classifier queries.

Both attacks can use either random or benign perturbations.

3.2.1 Random Perturbation and Benign Perturbation Linear Iteration Attack

In order to prevent damaging the code’s functionality we can only add API calls to the malware’s code; we cannot remove or modify API calls. In order to add API calls in a way that doesn’t impact the code’s functionality, we generate a *mimicry attack* (Section 5). Our attack is described in Algorithm 1.

```

1 Input:  $f$  (black-box model),  $\mathbf{x}_m$  (malicious sequence to perturb),  $\mathbf{x}_b$  (benign sequence to mimic),  $n$  (size of adversarial sliding window),  $D'$  (adversarial vocabulary),  $M_w$  (maximum API modifications per window),  $isBenignPerturb$  (use benign perturbation)
2 for each sliding windows  $\mathbf{w}_{j,m}, \mathbf{w}_{j,b}$  of  $n$  API calls in  $\mathbf{x}_m, \mathbf{x}_b$ :
3   while ( $f(\mathbf{w}_{j,m}) = \text{malicious}$ ) and the number of added APIs  $< M_w$ :
4     Randomly select an API’s position  $i$  in  $\mathbf{w}_m$ 
5     Add an adversarial API ( $\mathbf{w}_{j,b}[i]$  if  $isBenignPerturb$ , else a random API in  $D'$ ) in position  $i$ . #  $\mathbf{w}_{j,m}[i..n]$  become  $\mathbf{w}_{j,m}[i + 1..n + 1]$ 
6 return (perturbed)  $\mathbf{x}_m$ 

```

Algorithm 1: Linear Iteration Attack

The attacker splits the malicious API call sequence \mathbf{x}_m to windows of n API calls (line 2), modifying each of them in turn, similar to the division done by the classifier, mentioned in Section 3.1. However, the adversarial window size n might be different from the classifier’s window size m , which is not known to the attacker. As shown in Section 4.2, this has little effect on the attack performance. The same division is done for the benign API call sequence \mathbf{x}_b .

The modification is the addition of either random API calls, a.k.a. *random perturbation*, or API calls of a known benign sample, a.k.a. *benign perturbation* (line 5), at random positions in the API sequence (line 4), until the modified sequence $\mathbf{w}_{j,m}$ is classified as benign or more than M_w APIs are added, reaching the maximum overhead limit (line 3).

D is the vocabulary of available features. Here those features are all of the API calls recorded by the classifier. Note that D is not necessarily known to the attacker. The attacker knows D' , which might be a subset or superset of D . This knowledge of D' is a commonly accepted assumption about the attacker’s knowledge. APIs in $D' - D$ would not be monitored by the classifier and do not assist in camouflaging: they just add API overhead to the modified sequence. APIs in $D - D'$ would not be generated by the attack and therefore decrease the possibilities for generating modified sequences. The benign sample \mathbf{x}_b can be found by using the target classifier to monitor a known benign application (e.g., MS Word).

3.2.2 Logarithmic Backtracking Attack

In order to decrease the number of target classifier queries (the number of calls to $f(\cdot)$), we use Algorithm 2, the *logarithmic backtracking attack*. It uses Algorithm 3 (line 3), which is similar to Algorithm 1 for a single API call window, with added API bookkeeping and without querying the target classifier. The idea is that we only query the target classifier in Algorithm 2, after modifying M_w API calls in Algorithm 3, which should be a large enough perturbation to evade the classifier; then we start reducing the number of modified API calls by half (lines 8, 10) until the classifier detects the sample again. Finally, we restore the API calls we removed in the last iteration, half every time (line 16), until we reach a successful perturbation with minimal number of added API calls and minimal target classifier queries number.

```

1 Input:  $f$  (black-box model),  $\mathbf{x}_m$  (malicious sequence to perturb),  $\mathbf{x}_b$  (benign sequence to mimic),  $n$  (size of adversarial sliding window),  $D'$  (adversarial vocabulary),  $M_w$  (maximum API modifications per window),  $isBenignPerturb$  (use benign perturbation)
2 for each sliding windows  $\mathbf{w}_{j,m}, \mathbf{w}_{j,b}$  of  $n$  API calls in  $\mathbf{x}_m, \mathbf{x}_b$ :
3    $\mathbf{w}_j^*, addedAPIs = \text{Algorithm3}(\mathbf{w}_{j,m}, \mathbf{w}_{j,b}, n, D', M_w, isBenignPerturb)$ 
4    $remainingAPIs = addedAPIs$ 
5   while ( $f(\mathbf{w}_j^*) = \text{benign}$ ):
6     # Remove added APIs until evasion is lost:
7     Randomly split  $addedAPIs$  into two equally sized groups:  $remainingAPIs, deletedAPIs$ 
8     remove  $deletedAPIs$  from  $\mathbf{w}_j^*$ 
9     if  $f(\mathbf{w}_j^*) = \text{malicious}$  :
10      Remove  $remainingAPIs$  instead of  $deletedAPIs$  from  $\mathbf{w}_j^*$ 
11      Switch between  $remainingAPIs$  and  $deletedAPIs$ 
12       $recoveredAPIs = deletedAPIs$ 
13      while ( $f(\mathbf{w}_j^*) = \text{malicious}$ ):
14        # While there are still added APIs that were removed, add them back until evasion is restored:
15         $recoveredAPIs = \text{Randomly pick half of the API calls remaining in } deletedAPIs$ 
16        Add  $recoveredAPIs$  to  $\mathbf{w}_j^*$ 
17        Replace  $\mathbf{w}_j$  (in  $\mathbf{x}_m$ ) with  $\mathbf{w}_j^*$ 
18 return (perturbed)  $\mathbf{x}_m$ 

```

Algorithm 2: Logarithmic Backtracking Attack

The attacker chooses the API calls to add and remove randomly. Note that the only API calls that are being removed are those that were added and not the malware’s original API calls, in order to prevent harming its functionality. Since we add or remove half of the API calls every time, we perform $O(\lg n)$ queries in Algorithm

- 1 **Input:** w_m (malicious sequence to perturb, of length $l_m \leq n$), w_b (benign sequence to mimic, of length $l_b \leq n$), n (size of adversarial sliding window), D' (adversarial vocabulary), M_w (maximum API modifications per window), $isBenignPerturb$ (use benign perturbation)
- 2 $addedAPIs = \{\}$
- 3 **while** the number of added APIs $< M_w$:
- 4 Randomly select an API's position i in w_m
- 5 Add an adversarial API in position i ($w_{j,b}[i]$ if $isBenignPerturb$, else a random API in D'). # $w_m[i..n]$ become $w_m[i + 1..n + 1]$
- 6 Add the new API and its position to $addedAPIs$
- 7 **return** $w_m, addedAPIs$

Algorithm 3: Random Window Sequence Generation

2, instead of $O(n)$ in Algorithm 1. The exact numbers are shown in Section 4.2. While the proposed attack is designed for API call based classifiers, it can be generalized for any adversarial sequence generation.

4. Experimental Evaluation

4.1 Dataset and Target Malware Classifiers

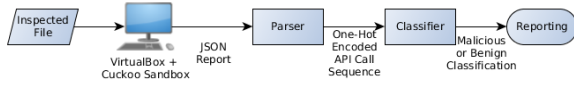


Figure 1: Overview of the Malware Classification Process

We use the same dataset used in [39], because of its size: it contains 500,000 files (250,000 benign samples and 250,000 malware samples), faithfully representing the malware families in the wild. Details are shown in Appendix B.

An overview of the malware classification process is shown in Figure 1. Appendix C presents a more detailed description of the classifier's structure.

Each sample was run in Cuckoo Sandbox, a malware analysis system, for two minutes per sample.¹ The API call sequences generated by the inspected code during its execution were extracted from the JSON file generated by Cuckoo Sandbox. The extracted API call sequences are used as the malware classifier's features. Instead of using the JSON words as raw input for a classifier, as done in [38], we parsed it, since we wanted to focus only on API calls without including other features, such as IP addresses, which are also extracted by Cuckoo Sandbox. Using and attacking such features will be discussed in Section 5.3.

The samples were run on Windows 8.1 OS,² since most malware targets the Windows OS.

Like [39], anti-sandbox malware were filtered to prevent dataset contamination (see Appendix B for more information). After filtering, the final training set size is 360,000 samples, 36,000 of which

¹ Tracing only the first seconds of a program's execution might not detect certain malware types, like "logic bombs" that commence their malicious behavior only after the program has been running some time. However, this can be mitigated both by classifying the suspension mechanism as malicious (if this is the case), or by tracing the code's operation throughout the program's execution life time, and not just when the program starts.

² While it is true that the API call sequence would vary across different OSs or configurations, the target classifier generalizes across those differences, as they capture the "main features" of the sequence, which remain constant across OSs.

serve as the validation set. The test set size is 36,000 samples. All sets are balanced between malicious and benign samples.

There are no commercial trial version or open source API call based deep learning intrusion detection systems available (such commercial products target enterprises and involve supervised server installation). Dynamic models are also not available in VirusTotal. Therefore, we used the malware classifiers used in [39], since the dataset is large (in contrast to [20] with a dataset size of 180 samples) and many classifiers are covered, allowing us to evaluate the attack effectiveness (Equation 2) against many classifier types. The malware classifiers' performance and architecture are presented in Appendix C.

We used the same implementation and hyperparameters (loss function, dropout, activation functions, etc.) as [39] for all the classifiers (see Appendix C).

4.2 Attack Performance

In order to measure the performance of an attack, we consider three factors:

The *attack effectiveness* is the number of malicious samples correctly classified, which adversarial sequences generated by Algorithm 2 (Algorithm 1 has similar results with more queries) were misclassified as benign by the target malware classifier.

$$attack_effectiveness = \frac{|\{f(\mathbf{x}_m) = Malicious \vee f(\mathbf{x}_m^*) = Benign\}|}{|\{f(\mathbf{x}_m) = Malicious\}|} \quad (2)$$

$$s.t. \mathbf{x}_m \in TestSet(f),$$

$$\mathbf{x}_m^* = Algorithm2(f, \mathbf{x}_m, \mathbf{x}_b, n, D', M_w, isBenignPerturb)$$

We also consider the overhead incurred as a result of the proposed attack. The *attack overhead* is the average number of API calls which were added by Algorithm 2 to a malware sample successfully detected by the target classifier, so that the modified sample will be misclassified as benign (therefore calculated only for successful attacks) by the target model, as a percentage of the total sample API calls number:

$$attack_overhead = avg\left(\frac{length(\mathbf{x}_m^*) - l_m}{l_m}\right) \quad (3)$$

The average length of the API call sequence is: $avg(l_m) \approx 100,000$. We used a maximum of $M_w = 70$ additional API calls per window of $m = 140$ API calls.

Algorithm 2's performance, based on Equations 2 and 3, is presented in Table 1 (average of five runs). The performance of Algorithm 1 is very similar.

As can be seen in Table 1, the proposed attack has high effectiveness against all of the tested malware classifiers. The attack effectiveness is lower for traditional machine learning algorithms, e.g., for SVM and logistic regression. This is due to the linear correlations between their features, which cause many APIs in the sequence to have a low weight; modifying them have little impact. In contrast, neural networks have many layers of non-linear correlations between the features, so modifying the correct API would have significant impact on the score.

Finally, we consider the average number of target classifier queries the attacker performs per sample. The attacker aims to minimize this number, since in cloud scenarios, each query costs money. The number of queries varies by the algorithm we use and appear in Table 2 (average of five runs).

We see that Algorithm 2 results in similar performance using fewer queries. Benign APIs have marginally added benefit compared to random APIs. The reason for this is that the API call itself

Table 1: Attack Performance of Algorithm 2 with Benign Perturbation (of [39])

Classifier Type	Attack Effectiveness (%)	Additional API Calls (%)	Classifier Type	Attack Effectiveness (%)	Additional API Calls (%)
RNN	90.09 (100.0)	3.45 (0.0023)	Bidirectional GRU	73.48 (95.33)	32.53 (0.0023)
BRNN	89.85 (99.90)	7.60 (0.0017)	Fully-Connected DNN	89.97 (95.66)	4.10 (0.0049)
LSTM	87.96 (99.99)	22.22 (0.0017)	1D CNN	89.97 (100.0)	4.10 (0.0005)
Deep LSTM	89.95 (99.31)	22.71 (0.0029)	Random Forest	89.42 (99.44)	5.20 (0.0009)
BLSTM	76.04 (93.48)	22.18 (0.0029)	SVM	60.22 (70.90)	3.82 (0.0007)
Deep BLSTM	78.89 (96.26)	30.43 (0.0041)	Logistic Regression	58.64 (69.73)	4.43 (0.0007)
GRU	89.57 (100.0)	21.47 (0.0016)	Gradient Boosted Tree	58.84 (71.45)	13.99 (0.0027)

Table 2: Target Classifier’s Queries per Sample

Classifier Type	Algorithm 1, Without Benign Perturbation	Algorithm 1 With Benign Perturbation	Algorithm 2, Without Benign Perturbation	Algorithm 2, With Benign Perturbation	[39]
RNN	27.16	18.55	7.88	7.13	2264.89
BRNN	30.43	15.21	12.87	10.36	2259.16
LSTM	11.92	32.31	16.99	14.29	2258.40
Deep LSTM	39.41	40.34	18.60	18.27	2270.98
BLSTM	44.96	29.49	13.83	13.17	2276.99
Deep BLSTM	42.04	52.89	15.73	15.95	2285.72
GRU	22.92	14.41	16.25	15.67	2256.98
Bidirectional GRU	48.99	30.48	11.70	14.54	2270.55
Fully-Connected DNN	38.59	30.58	15.18	7.00	2293.88
Random Forest	10.96	10.87	7.92	7.92	2251.07
SVM	35.83	35.98	27.50	27.33	2276.06
Logistic Regression	48.95	50.33	29.78	29.65	2286.85
Gradient Boosted Tree	51.02	52.06	20.78	20.39	2293.31

is rarely malicious or benign - only the context gives it malicious or benign functionality. This also explains why benign perturbation has greater impact on non-sequence based classifiers (last five lines of Table 2).

As mentioned in Section 4.1, $|TestSet(f)| = 36,000$ samples, and the test set $TestSet(f)$ is balanced, so the attack performance was measured on: $|\{f(x_m) = Malicious | x_m \in TestSet(f)\}| = 18,000$ samples.

For simplicity and training time, we used $m = n$ for Algorithm 3, i.e., the sliding window size of the adversary is the same as that used by the target classifier. However, even if this is not the case, the attack effectiveness isn’t degraded significantly. If $n < m$, the adversary can only modify a subset of the API calls affecting the target classifier, and this subset might not be diverse enough to affect the classification as desired, thereby reducing the attack effectiveness. If $n > m$, the adversary would keep trying to modify different API calls’ positions in Algorithm 3, until he/she modifies the ones impacting the target classifier as well, thereby increasing the attack overhead without affecting the attack effectiveness. The

closer n and m are, the better the attack performance. For $n = 100, m = 140$, there is an average decrease of attack effectiveness from 87.96% to 87.94% for a LSTM classifier.

We used $D = D'$, with one exception: D' did not contain any API type that might harm the code’s functionality. From the 314 API calls monitored by Cuckoo Sandbox, only two API types were omitted: `ExitWindowsEx()` and `NtTerminateProcess()`.

4.2.1 Comparison to Previous Work

There are three published adversarial attacks against RNN variants. We compared our work against [39], since it provides state of the art performance (by Equations 2 and 3) against a wide range of classifiers. The attack implemented by Papernot et al. [33] was compared to [39] and found inferior to it in terms of attack overhead ([39]), resulting in more queries. Therefore, outperforming [39] suffice. The work of Hu et al. [20] provides inferior attack performance than [39], but more importantly the usage of target classifier queries to train a generative adversarial network requires more queries than training a simple substitute model [39] due to

the GAN’s complexity and convergence issues [1]. Again, [39] has the best performance, query-wise - so we focus on comparing our attack to [39].

The performance of [39] and our attack (Algorithm 2) are presented in Tables 1 and 2. While the attack overhead and effectiveness of [39] is better, the number of queries in our attack is significantly lower. This is due to the fact that while generating a substitute model allows the attacker to choose the most impactful APIs, this substitute model creation requires many target classifier queries. Since our main objective in this paper is minimizing the target queries - the proposed attack outperforms existing methods.

5. BADGER: End-to-End Attack Framework Description

To verify that an attacker can create an end-to-end attack using the proposed method (Section 3), we implemented **BADGER: Benign API aDversarial Generic Example by Random** perturbation framework. This is an end-to-end attack generation framework that gets a malware binary to evade a target malware classifier (f in Section 3) and optionally an API call sequence classified as benign by f , and outputs a modified malware binary whose API call sequence is misclassified by f as benign with high probability (Section 4.2).

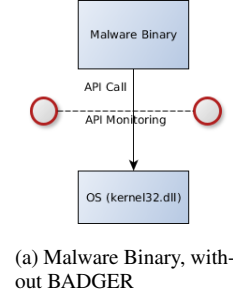
BADGER contains the following components: 1) A C++ wrapper to wrap the malware binary and modify its generated API call sequence during run time by using Algorithm 3 for every API call sliding window $w_{j,m}|j = 1.. \lceil \frac{m}{m} \rceil$ (and not Algorithms 1 or 2, which access the target classifier and modify the API call sequence and therefore cannot be used during runtime), and 2) A Python script that wraps the malware binary with the above mentioned wrapper, making it ready to deploy. The components appear in Figure 2.

5.0.1 Adding API Calls without Damaging Functionality

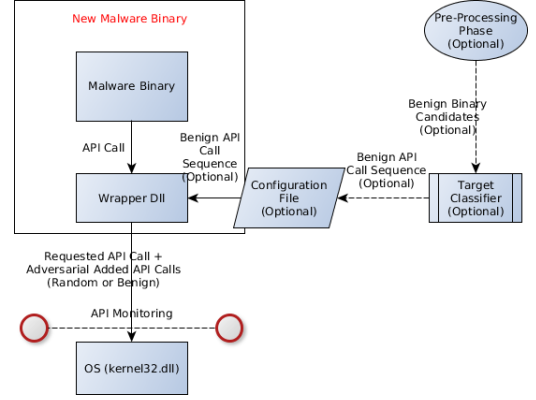
As mentioned in Section 3.2, we implemented Algorithm 3 using a *mimicry attack* [51]. We did not use *equivalence attacks* and *disguise attacks* (Section 2), since they lack the flexibility needed to modify *every* API call, and thus are not robust enough to camouflage every malware. Instead, we implemented a *no-op attack*, adding APIs which would have no effect on the code’s functionality. To avoid the omission of APIs with a failure return value by API call monitors (such as Cuckoo Sandbox) that monitor the return value of an API call, we implemented the API addition by adding no-op API calls with valid parameters, e.g., reading 0 bytes from a valid file. This makes detecting those no-op APIs much harder, since the API call runs correctly, with a return value indicative of success. The functionality validation of the modified malware is discussed in Section 5.1. Handling a classifier that analyzes API call arguments is discussed in Section 5.2.

5.0.2 Implementing End-to-End Framework

We implemented an end-to-end framework with the following features: 1) The same code works for every adversarial sample (i.e., no adversarial example-specific code is written). This makes the framework more robust to modification of the malware classifier model, preventing another session of malware code modification and testing. 2) No access to the malware source code is needed (access is only needed to the malware binary executable). Thus, BADGER expands the number of users that can produce an evasive malware from malware developers to every person that purchases a malware binary, making the threat much greater, since with the Malware-as-a-Service trend not everyone who uses a malware has its code. In fact, some ransomware is automatically generated using minimal configuration (e.g., only the CNC server is modified



(a) Malware Binary, without BADGER



(b) Malware Binary, with BADGER

Figure 2: Malware Binary, with and without BADGER

by the user), without source code access. 3) Unlike [39], the code is not malware classifier specific and a pre-deployment phase before the framework runs on a remote machine is optional, making BADGER easier to use and deploy. This also supports evasive lateral movement between hosts with different malware classifiers.

In order to achieve those goals, we wrap the malware binary with proxy code between the malware code and the OS DLLs implementing the API calls (e.g., kernel32.dll). The wrapper code generates the adversarial sequence for the malware binary by implementing Algorithm 3. The logic of this wrapper code is to hook all of the APIs that the attacker believes are monitored by the malware classifier (D' in Section 3). These hooks call the original APIs (to preserve the original malware functionality), keep track of the API sequences executed so far, and call the adversarial example’s additional APIs in the proper position so they will be monitored by the malware classifier, instead of hard-coding the adversarial sequence to the code. Those APIs are either random ($isBenignPerturb = False$ case in Algorithm 3; no pre-deployment phase) or based on the configuration file, if the pre-deployment phase of recording the API call sequence of a sample being classified as benign by the target classifier took place ($isBenignPerturb = True$ case in Algorithm 3). This flow is presented in Figure 2(b). In contrast, [39] requires a pre-deployment phase to train the substitute model and generate the adversarial sequence, which is target classifier-specific, unlike Algorithm 3.

We generated a new malware binary that contains the wrapper’s hooks by using IAT Patcher to patch the malware binary’s IAT, redirecting the IAT’s API calls’ addresses to the matching C++ wrapper API hook implementation. That way, any API calls monitor (e.g., Cuckoo Sandbox) would monitor the adversarial APIs like any reg-

ular API call. To affect dynamic library calls, the `LdrGetProcedureAddress()` hook has additional functionality: it returns a pointer to a wrapper function that implements the previously described static hook functionality around the requested procedure instead of returning a pointer to the requested procedure (e.g., returning a pointer to a wrapper around `WriteFile()` if “WriteFile” is the argument to `GetProcAddress()`). When the malware code calls the pointer, the hook functionality will be called, transparently.

The code is a POC and does not cover all corner cases, e.g., packing the wrapper code to evade statically signing it as malicious (dynamic analysis of it is challenging, since its functionality is implemented inline, without external API calls) or wrapping a packed malware, which requires special handling for the IAT patching to work.

5.1 Modified Malware Functionality Validation

One of the families that did not exist in the training set was the NotPetya ransomware. This makes it an excellent candidate to manually analyze BADGER’s output. First, we ran the sample via Cuckoo Sandbox and recorded its API calls. This sequence was classified as malicious by the LSTM malware classifier (Section 4.1), although it was not part of the training set. Then we used BADGER to generate a new NotPetya variant, providing this variant the (optional) configuration file containing a benign API call sequence generated by the benign Notepad application. We ran the modified NotPetya binary, wrapped with our framework and the configuration file, in Cuckoo Sandbox again, and fed the recorded API call sequence to the same LSTM malware classifier. This time, the malware classifier classification was benign, although the malicious functionality remains: files were still being encrypted by the new binary and booting become impossible, as can be seen in the Cuckoo Sandbox snapshot and API call sequence. This means that the proposed attack was successful, end-to-end, without damaging NotPetya’s functionality.

In order to automatically verify that we do not harm the functionality of the malware we modify, we monitored each sample in Cuckoo Monitor before and after the modification. For all of the 18,000 modified samples, the API call sequence after the modification was the same as before the modification when comparing API type, return value and order of API calls, except for the added API calls, whose return value was always a success value. This means that the malware functionality is intact.

5.2 Handling API Arguments

We now modify our attack to evade classifiers that analyze arguments as well. In order to represent the API call arguments, we used MIST [49], as was done by other malware classifiers [39]. MIST (Malware Instruction Set) is a representation for monitored behavior of malicious software, optimized for analysis of behavior using machine learning. Each API call translates to an instruction. Each instruction has levels of information. The main idea underlying this arrangement is to move “noisy” elements, such as the loading address of a DLL, to the end of an instruction, while discriminative patterns, such as the loaded DLL file path, are kept at the beginning of the instruction. Thus, the first level corresponds to the category and name of a monitored API call and the following levels of the instruction contain different blocks of arguments. We used malware classifiers trained with MIST level 2 instructions/arguments. To handle MIST arguments, we modified our attack in the following way: Each of the MIST level 2 arguments are randomized from a set of possible no-op alternatives. A diverse range of alternative values for each argument is crucial to prevent using specific no-op argument values as malicious indicators. For instance, a file path is

chosen from several temporary file paths, a URL is selected from a range of valid URLs like `www.google.com`, etc.

Handling other API arguments (and not MIST level 2) would be similar, but require more preprocessing (generating random possibilities for every argument, etc.) with a negligible effect on the classifier accuracy [39]. Thus, focusing only on the most important arguments (MIST level 2) that can be used by the classifier to distinguish between malware and benign software, as done in other papers ([22]), proves that analyzing arguments is not an obstacle for the proposed attack.

When using $M_w = 30$ (maximum API modifications per window of size $m = 140$ API calls) to reduce the attack overhead, we achieved an attack effectiveness of 73.62% and overhead of 21.43%. We added the option to generate the adversarial sequence in a pre-deployment phase using Algorithm 2 to BADGER, store the added APIs in the configuration file, and add them during run time, and obtained the same results as in Section 4.2 with the same value of $M_w = 70$.

5.3 Handling Multiple Feature Types and Hybrid Classifiers

Combining several types of features might make the classifier more resistant to adversarial examples against a specific feature type. Some real world next generation anti-malware products (such as SentinelOne) are hybrid classifiers, combining both static and dynamic features for a better detection rate.

An extension of our attack to handle hybrid classifiers is straight forward: attacking *each feature type in turn* using Algorithms 1 or 2. If the attack against a feature type fails, we continue and attack the next feature type until a benign classification by the target model is achieved or until all feature types have been (unsuccessfully) attacked.

We used the same hybrid malware classifier used in [39], combining both API call sequences and printable strings inside a PE file as our static features, as they are commonly used as the static features of state of the art hybrid malware classifiers [22] and to ease the comparison with prior work, although any other modifiable feature type can be used. The classifier’s implementation is described in Appendix D.

When attacking only the API call sequences using the hybrid classifier, without modifying the static features of the sample, the attack effectiveness (Equation 2) decreases to 23.76%, compared to 89.67% against a classifier trained only on the dynamic features, meaning that the attack was mitigated by the use of additional features. When attacking only the printable strings features (again, assuming that the attacker has the knowledge of $D' = D$, which contains the printable strings being used as features by the hybrid classifier), the attack effectiveness is 28.25%, compared to 88.31% against a classifier trained only on the static features. Finally, the combined attack’s effectiveness against the hybrid model was 90.06%. Other classifier types provide similar results which are not presented here due to space limits.

We designed BADGER with the ability to handle a hybrid model, by adding its configuration file’s static features’ modification entries. In contrast to the dynamic features, the static features are modified *before* the malware deployment (after running Algorithm 3), in order for the modified binary to evade static malware classifiers when running on the target host. Each such string is appended to the original binary before being IAT patched, either to a new section or to the EOF, where those modifications don’t affect the binary’s functionality.

To summarize, we have shown that while the usage of hybrid models decreases the specialized attacks’ effectiveness, using our suggested hybrid attack performs well, with high attack effectiveness. While not shown due to space limits, the attack overhead isn’t significantly affected.

6. Conclusions and Future Work

In this paper, we demonstrated a low resource black-box attack, generating adversarial sequences against API call sequence based malware classifiers which minimizes the number of queries for the target classifier, making it perfect to attack cloud models. We demonstrated an attack with verified effectiveness against all relevant common classifiers: RNN variants, feed forward networks, and traditional machine learning classifiers. This is the first decision based attack effective against RNN variants. We also created the BADGER framework, showing that the generation of the adversarial sequences can be done end-to-end, in a generic way at the endpoint, without access to the malware source code, and, unlike previous adversarial attacks, without generating a costly substitute model, both in terms of classifier queries and the computing resources needed to generate it. Finally, we showed that the attack is effective, even when arguments are analyzed or multiple feature types are used. Our attack is *the first practical end-to-end attack* dealing with all of the subtleties of the cyber security domain, without the need for a pre-deployment stage, making it suitable for sophisticated malware performing lateral movement between endpoints with different next generation anti-malware products. While this paper focuses on API calls and printable strings as features, the proposed attack is valid for every modifiable feature type, static, or dynamic.

One might expect that a malware classifier trained on a large dataset would not have an attack effectiveness of about 90%, while 50% seems to be more intuitive: either the random API helps - or it doesn't. However, one should consider the domain in question: there is a limited and specific range of behaviors shown by malware (keyboard logging, file encryption, etc.) compared to goodware (Web browsers, word processors, etc.). Thus, adding API calls that are not part of the expected dynamic behavior of any malware might fool the classifier to label it as benign. In order to make a classifier robust to this "malicious domain overfitting" (as opposed to dataset overfitting), one must train the classifier to account for such outliers.

Our future work will focus on defense mechanisms against such attacks. To the best of our knowledge, there is currently no published and evaluated method to either detect or mitigate RNN adversarial sequences. Moreover, even existing papers on defense mechanisms against non recurrent adversarial attacks have focused on gradient based attacks and are rarely effective against random perturbation attacks (e.g., distillation [5] or adversarial training [13]). This will also be a part of our future work.

References

- [1] M. Arjovsky and L. Bottou. Towards Principled Methods for Training Generative Adversarial Networks. In International Conference on Learning Representations (ICLR), January 2017.
- [2] B. Athiwaratkun and J. W. Stokes. Malware classification with LSTM and GRU language models and a character-level CNN. In 2017 IEEE International Conference on Acoustics, Speech and Signal Processing (ICASSP). IEEE, mar 2017.
- [3] Y. Bengio, A. Courville, and P. Vincent. Representation learning: A review and new perspectives. IEEE Transactions on Pattern Analysis and Machine Intelligence, 35(8):1798–1828, aug 2013.
- [4] B. Biggio, I. Corona, D. Maiorca, B. Nelson, N. Šrđić, P. Laskov, G. Giacinto, and F. Roli. Evasion attacks against machine learning at test time. In Machine Learning and Knowledge Discovery in Databases, pages 387–402. Springer Berlin Heidelberg, 2013.
- [5] W. Brendel, J. Rauber and M. Bethge, Decision-Based Adversarial Attacks: Reliable Attacks Against Black-Box Machine Learning Models, In International Conference on Learning Representations (ICLR), 2018.
- [6] N. Carlini and D. Wagner. Adversarial examples are not easily detected. In Proceedings of the 10th ACM Workshop on Artificial Intelligence and Security - AISec 17. ACM Press, 2017.
- [7] P. Y. Chen, H. Zhang, Y. Sharma, J. Yi, and C. J. Hsieh. Zoo: Zeroth order optimization based black-box attacks to deep neural networks without training substitute models. In Proceedings of the 10th ACM Workshop on Artificial Intelligence and Security - AISec 17. ACM Press, 2017.
- [8] K. Cho, B. Merriënboer, D. Bahdanau, and Y. Bengio. On the properties of neural machine translation: Encoder-decoder approaches. In Proceedings of SSST-8, Eighth Workshop on Syntax, Semantics and Structure in Statistical Translation. Association for Computational Linguistics, 2014.
- [9] M. Egele, T. Scholte, E. Kirda, and C. Kruegel. A survey on automated dynamic malware-analysis techniques and tools. ACM Computing Surveys, 44(2):1–42, feb 2012.
- [10] R. Feinman, R. R. Curtin, S. Shintre, and A. B. Gardner. Detecting Adversarial Samples from Artifacts. ArXiv e-prints, March 2017.
- [11] SS. Forrest, S.A. Hofmeyr, A. Somayaji, and T.A. Longstaff. A sense of self for unix processes. In Proceedings 1996 IEEE Symposium on Security and Privacy. IEEE Comput. Soc. Press.
- [12] X. Glorot, A. Bordes, and Y. Bengio. Deep sparse rectifier neural networks. In Geoffrey Gordon, David Dunson, and Miroslav Dudík, editors, Proceedings of the Fourteenth International Conference on Artificial Intelligence and Statistics, volume 15 of Proceedings of Machine Learning Research, pages 315–323, Fort Lauderdale, FL, USA, 11–13 Apr 2011. PMLR.
- [13] I. J. Goodfellow, J. Shlens, and C. Szegedy. Explaining and Harnessing Adversarial Examples. International Conference on Learning Representations (ICLR), December 2015.
- [14] A. Graves and J. Schmidhuber. Framewise phoneme classification with bidirectional LSTM networks. In Proceedings. 2005 IEEE International Joint Conference on Neural Networks, 2005. IEEE.
- [15] K. Grosse, N. Papernot, P. Manoharan, M. Backes, and P. McDaniel. Adversarial examples for malware detection. In Computer Security – ESORICS 2017, pages 62–79. Springer International Publishing, 2017.
- [16] K. Grosse, P. Manoharan, N. Papernot, M. Backes, and P. D. McDaniel. On the (statistical) detection of adversarial examples. ArXiv e-prints, abs/1702.06280, 2017.
- [17] W. Hardy, L. Chen, S. Hou, Y. Ye, and X. Li. D4md: A deep learning framework for intelligent malware detection. In Proceedings of the International Conference on Data Mining (DMIN), 2016.
- [18] S. Hochreiter and J. Schmidhuber. Long short-term memory. Neural Computation, 9(8):1735–1780, nov 1997.

- [19] W. Hu and Y. Tan. Generating adversarial malware examples for black-box attacks based on GAN. ArXiv e-prints, abs/1702.05983, 2017.
- [20] W. Hu and Y. Tan. Black-box attacks against RNN based malware detection algorithms. ArXiv e-prints, abs/1705.08131, 2017.
- [21] L. Huang, A. D. Joseph, B. Nelson, B. I.P. Rubinstein, and J. D. Tygar. Adversarial machine learning. In Proceedings of the 4th ACM Workshop on Security and Artificial Intelligence, AISec '11, pages 43–58, New York, NY, USA, 2011. ACM.
- [22] W. Huang and J. W. Stokes. MtNet: A multi-task neural network for dynamic malware classification. In Detection of Intrusions and Malware, and Vulnerability Assessment, pages 399–418. Springer International Publishing, 2016.
- [23] C. Kolbitsch, P. M. Comparetti, C. Kruegel, E. Kirda, X. Zhou, and X. Wang. Effective and efficient malware detection at the end host. In Proceedings of the 18th Conference on USENIX Security Symposium, SSYM'09, pages 351–366, Berkeley, CA, USA, 2009. USENIX Association.
- [24] B. Kolosnjaji, A. Zarras, G. Webster, and C. Eckert. Deep learning for classification of malware system call sequences. In AI 2016: Advances in Artificial Intelligence, pages 137–149. Springer International Publishing, 2016.
- [25] Y. LeCun, Y. Bengio, and G. Hinton. Deep learning. *Nature*, 521(7553):436–444, may 2015.
- [26] Y. Liu, X. Chen, C. Liu, and D. Song. Delving into transferable adversarial examples and black-box attacks. volume abs/1611.02770, 2017.
- [27] J. H. Metzen, T. Genewein, V. Fischer, and B. Bischoff. On Detecting Adversarial Perturbations. 2017.
- [28] A. Moser, C. Kruegel, and E. Kirda. Limits of static analysis for malware detection. In Twenty-Third Annual Computer Security Applications Conference (ACSAC 2007). IEEE, dec 2007.
- [29] R. Moskovitch, D. Stopel, C. Feher, N. Nissim, N. Japkowicz, and Y. Elovici. Unknown malware detection and the imbalance problem. *Journal in Computer Virology*, 5(4):295–308, jul 2009.
- [30] N. Papernot, P. D. McDaniel, A. Sinha, and M. P. Wellman. Towards the science of security and privacy in machine learning. ArXiv e-prints, abs/1611.03814, 2016.
- [31] N. Papernot, P. McDaniel, S. Jha, M. Fredrikson, Z. B. Celik, and A. Swami. The limitations of deep learning in adversarial settings. In 2016 IEEE European Symposium on Security and Privacy (EuroS&P). IEEE, mar 2016.
- [32] N. Papernot, P. McDaniel, I. Goodfellow, S. Jha, Z. B. Celik, and A. Swami. Practical black-box attacks against machine learning. In Proceedings of the 2017 ACM on Asia Conference on Computer and Communications Security, ASIA CCS '17, pages 506–519, New York, NY, USA, 2017. ACM.
- [33] N. Papernot, P. McDaniel, A. Swami, and R. Harang. Crafting adversarial input sequences for recurrent neural networks. In MILCOM 2016 - 2016 IEEE Military Communications Conference. IEEE, nov 2016.
- [34] N. Papernot, P. D. McDaniel, and I. J. Goodfellow. Transferability in machine learning: from phenomena to black-box attacks using adversarial samples. ArXiv e-prints, abs/1605.07277, 2016.
- [35] R. Pascanu, J. W. Stokes, H. Sanossian, M. Marinescu, and A. Thomas. Malware classification with recurrent networks. In 2015 IEEE International Conference on Acoustics, Speech and Signal Processing (ICASSP). IEEE, apr 2015.
- [36] K. Rieck, P. Trinius, C. Willems, and T. Holz. Automatic analysis of malware behavior using machine learning. *Journal of Computer Security*, 19(4):639–668, 2011.
- [37] I. Rosenberg and E. Gudes. Bypassing system calls-based intrusion detection systems. *Concurrency and Computation: Practice and Experience*, 29(16):e4023, nov 2016.
- [38] I. Rosenberg, G. Sicard, and E. David. DeepAPT: Nation-state APT attribution using end-to-end deep neural networks. In Artificial Neural Networks and Machine Learning – ICANN 2017, pages 91–99. Springer International Publishing, 2017.
- [39] I. Rosenberg, A. Shabtai, L. Rokach, Y. Elovici. Generic Black-Box End-to-End Attack against RNNs and Other API Calls Based Malware Classifiers. In International Symposium on Research in Attacks, Intrusions and Defenses (RAID), 2018.
- [40] J. Saxe and K. Berlin. Deep neural network based malware detection using two dimensional binary program features. In 2015 10th International Conference on Malicious and Unwanted Software (MALWARE). IEEE, oct 2015.
- [41] M.G. Schultz, E. Eskin, F. Zadok, and S.J. Stolfo. Data mining methods for detection of new malicious executables. In Proceedings 2001 IEEE Symposium on Security and Privacy. S&P 2001. IEEE Comput. Soc.
- [42] M. Schuster and K.K. Paliwal. Bidirectional recurrent neural networks. *IEEE Transactions on Signal Processing*, 45(11):2673–2681, 1997.
- [43] N. Srivastava, G. E. Hinton, A. Krizhevsky, I. Sutskever, and R. Salakhut. Dropout: a simple way to prevent neural networks from overfitting. *Journal of Machine Learning Research*, 15(1):1929–1958, 2014.
- [44] N. Šrđić and P. Laskov. Practical evasion of a learning-based classifier: A case study. In 2014 IEEE Symposium on Security and Privacy. IEEE, may 2014.
- [45] T. Strauss, M. Hanselmann, A. Junginger, and H. Ulmer. Ensemble Methods as a Defense to Adversarial Perturbations Against Deep Neural Networks. ArXiv e-prints, September 2017.
- [46] C. Szegedy, W. Zaremba, I. Sutskever, J. Bruna, D. Erhan, I. J. Goodfellow, and R. Fergus. Intriguing properties of neural networks. In International Conference on Learning Representations (ICLR), volume abs/1312.6199, 2014.
- [47] G. Tandon and P. K. Chan. Learning rules from system call arguments and sequences for anomaly detection. In Proceedings of the 3rd IEEE International Conference on Data Mining (ICDM) Workshop on Data Mining for Computer Security (DMSEC), Melbourne, Florida, USA, 2003.
- [48] G. Tandon and P. K. Chan. On the learning of system call attributes for host-based anomaly detection. *International Journal on Artificial Intelligence Tools*, 15(06):875–892, dec 2006.
- [49] P. Trinius, C. Willems, T. Holz, and K. Rieck. A malware instruction set for behavior-based analysis. In Sicherheit 2010: Sicherheit, Schutz und Zuverlässigkeit, Beiträge der 5. Jahrestagung des Fachbereichs Sicherheit der Gesellschaft für Informatik e.V. (GI), 5.-7. Oktober 2010 in Berlin., pages 205–216, 2010.
- [50] F. Tramèr, F. Zhang, A. Juels, M. K. Reiter, and T. Ristenpart. Stealing machine learning models via prediction apis. In 25th USENIX Security Symposium, USENIX Security 16, Austin, TX, USA, August 10-12, 2016., pages 601–618, 2016.
- [51] D. Wagner and P. Soto. Mimicry attacks on host-based intrusion detection systems. In Proceedings of the 9th ACM conference on Computer and communications security - CCS 02. ACM Press, 2002.
- [52] X. Yuan, P. He, Q. Zhu, R. Rana Bhat, and X. Li. Adversarial Examples: Attacks and Defenses for Deep Learning. ArXiv e-prints, December 2017.

A. Previous Work on Adversarial Attacks

[46] and [4] formalize the search for adversarial examples as a similar minimization problem:

$$\arg, \min f(\mathbf{x} + \mathbf{r}) \neq f(\mathbf{x}) \text{ s.t. } \mathbf{x} + \mathbf{r} \in \mathcal{D} \quad (4)$$

The input \mathbf{x} , correctly classified by the classifier f , is perturbed with \mathbf{r} such that the resulting adversarial example $\mathbf{x} + \mathbf{r}$ remains in the input domain \mathcal{D} , but is assigned a different label than \mathbf{x} . To solve Equation 4, we need to transform the constraint $f(\mathbf{x} + \mathbf{r}) \neq f(\mathbf{x})$ into an optimizable formulation. Then we can easily use the

Lagrange multiplier to solve it. To do this, we define a loss function $Loss()$ to quantify this constraint. This loss function can be the same as the training loss, or it can be chosen differently, e.g., hinge loss or cross entropy loss.

When dealing with malware classification tasks, differentiating between malicious ($f(\mathbf{x}) = 1$) and benign ($f(\mathbf{x}) = -1$), as done by SVM, [4] suggested solving Equation 4 using gradient ascent. To minimize the size of the perturbation and maximize the adversarial effect, the white-box perturbation should follow the gradient direction (i.e., the direction providing the largest increase in model value, from one label to another). Therefore, the perturbation \mathbf{r} in each iteration is calculated as:

$$\mathbf{r} = \epsilon \nabla_{\mathbf{x}} Loss_f(\mathbf{x} + \mathbf{r}, -1) \text{ s.t. } f(\mathbf{x}) = 1 \quad (5)$$

where ϵ is a parameter controlling the magnitude of the perturbation introduced. By varying ϵ , this method can find an adversarial sample $\mathbf{x} + \mathbf{r}$.

[46] views the (white-box) adversarial problem as a constrained optimization problem, i.e., find a minimum perturbation in the restricted sample space. The perturbation is obtained by using box-constrained L-BFGS to solve the following equation:

$$\arg_{\mathbf{r}} \min(c|\mathbf{r}| + Loss_f(\mathbf{x} + \mathbf{r}, l) \text{ s.t. } \mathbf{x} + \mathbf{r} \in \mathcal{D} \quad (6)$$

where c is a term added for the Lagrange multiplier.

[13] introduced the white-box fast gradient sign method (FGSM). The intuition behind this attack is to linearize the cost function $Loss()$ used to train a model f around the neighborhood of the training point \mathbf{x} with a label l that the adversary wants to force the misclassification of. Under this approximation:

$$\mathbf{r} = \epsilon \text{sign}(\nabla_{\mathbf{x}} Loss_f(\mathbf{x}, l)) \quad (7)$$

The white-box Jacobian-based saliency map approach (JSMA) was introduced in [31]. The method iteratively perturbs features of the input that have large adversarial saliency scores. Intuitively, this score reflects the adversarial goal of taking a sample away from its source class towards a chosen target class.

First, the adversary computes the Jacobian of the model: $\left[\frac{\partial f_j}{\partial x_i}(\mathbf{x})\right]_{i,j}$, where component (i, j) is the derivative of class j with respect to input feature i . To compute the adversarial saliency map, the adversary then computes the following for each input feature i :

$$S(\mathbf{x}, t)[i] = \begin{cases} 0 & \text{if } \frac{\partial f_t(\mathbf{x})}{\partial x_i} < 0 \text{ or } \sum_{j \neq t} \frac{\partial f_j(\mathbf{x})}{\partial x_i} > 0 \\ \left| \frac{\partial f_t(\mathbf{x})}{\partial x_i} \right| \sum_{j \neq t} \left| \frac{\partial f_j(\mathbf{x})}{\partial x_i} \right| & \text{otherwise} \end{cases} \quad (8)$$

where t is the target class that the adversary wants the machine learning model to assign. The adversary then selects the input feature i with the highest saliency score $S(\mathbf{x}, t)[i]$ and increases its value. The process is repeated until misclassification in the target class is achieved or the maximum number of perturbed features has been reached. This attack creates smaller perturbations with a higher computing cost, compared to [13].

A review of additional attacks can be found in [52].

B. Tested Dataset

As mentioned in Section 4.1, we used the dataset from [39], since it is large and includes the latest malware variants, such as the Cerber and Locky ransomware families. Each malware type (ransomware, worms, backdoors, droppers, spyware, PUA, and viruses) has the same number of samples, to prevent a prediction bias towards the majority class. 20% of the malware families (such as the NotPetya

ransomware family) were only used on the test set to assess generalization to an unseen malware family. 80% of the malware families' (like the Virut virus family) samples were distributed between the training and test sets, to determine the classifier's ability to generalize to samples from the same family. The temporal difference between the training set and the test set is six months (i.e., all training set samples are older than the test set samples), based on VirusTotal's 'first seen' date. The ground truth labels of the dataset were determined by VirusTotal, an on-line scanning service which contains more than 60 different security products. A sample with 15 or more positive (i.e., malware) classifications from the 60 products is considered malicious. A sample with zero positive classifications is labeled as benign. All samples with 1-14 positives were omitted to prevent false positive contamination of the dataset.

It is crucial to prevent dataset contamination by malware that detects whether the malware is running in a Cuckoo Sandbox (or on virtual machines) and if so, quits immediately to prevent reversing efforts. In those cases, the sample's label is malicious, but its behavior recorded in Cuckoo Sandbox (its API call sequence) isn't, due to its anti-forensic capabilities. To mitigate such contamination of the dataset, two countermeasures were used: 1) Considering only API call sequences with more than 15 API calls (as in [22]), omitting malware that detect a VM and quit, and 2) Applying YARA rules to find samples trying to detect sandbox programs such as Cuckoo Sandbox and omitting all such samples. One might argue that the evasive malware that apply such anti-VM techniques are extremely challenging and relevant. However, in this paper we focus on the adversarial attack. This attack is generic enough to work for those evasive malware as well, assuming that other mitigation techniques (e.g., anti-anti-VM), would be applied. After this filtering and balancing of the benign samples, about 400,000 valid samples remained. The final training set size is 360,000 samples, 36,000 of which serve as the validation set. The test set size is 36,000 samples. All sets are balanced between malicious and benign samples.

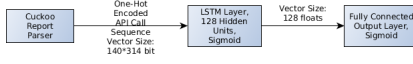
C. Tested Malware Classifiers

As mentioned in Section 4.1, we used the malware classifiers from [39], since many classifiers are covered, allowing us to evaluate the attack effectiveness (Equation 2) against many classifier types. The maximum input sequence length was limited to $m = 140$ API calls, since longer sequence lengths, e.g., $m = 1000$, had no effect on the accuracy, and padded shorter sequences with zeros. A zero stands for a null API in our one-hot encoding. Longer sequences are split into windows of m API calls each, and each window is classified in turn. If any window is malicious the entire sequence is considered malicious. Thus, the input of all of the classifiers is a vector of $m = 140$ API call types in one-hot encoding, using 314 bits, since there were 314 monitored API call types in the Cuckoo reports for the dataset. The output is a binary classification: malicious or benign. An overview of the LSTM architecture is shown in Figure 3(a).

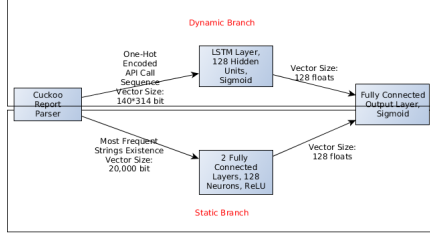
The Keras implementation was used for all neural network classifiers, with TensorFlow used for the back end. XGBoost and scikit-learn were used for all other classifiers.

The loss function used for training was binary cross entropy. Adam optimizer was used for all of the neural networks. The output layer was fully connected with sigmoid activation for all neural networks. For neural networks, a rectified linear unit, $ReLU(x) = \max(0, x)$, was chosen as an activation function for the input and hidden layers due to its fast convergence compared to $\text{sigmoid}()$ or $\tanh()$, and dropout was used to improve the generalization potential of the network. A batch size of 32 samples was used.

The classifiers also have the following classifier-specific hyperparameters:



(a) Dynamic Classifier Architecture



(b) Hybrid Classifier Architecture

Figure 3: Classifier Architecture Overview

- DNN - two fully connected hidden layers of 128 neurons, each with ReLU activation and a dropout rate of 0.2.
- CNN - 1D ConvNet with 128 output filters, stride length of one, 1D convolution window size of three and ReLU activation, followed by a global max pooling 1D layer and a fully connected layer of 128 neurons with ReLU activation and a dropout rate of 0.2.
- RNN, LSTM, GRU, BRNN, BLSTM, bidirectional GRU - a hidden layer of 128 units, with a dropout rate of 0.2 for both inputs and recurrent states.
- Deep LSTM and BLSTM - two hidden layers of 128 units, with a dropout rate of 0.2 for both inputs and recurrent states in both layers.
- Linear SVM and logistic regression classifiers - a regularization parameter $C=1.0$ and L2 norm penalty.
- Random forest classifier - using 10 decision trees with unlimited maximum depth and the Gini criteria for choosing the best split.
- Gradient boosted decision tree - up to 100 decision trees with a maximum depth of 10 each.

The classifiers' performance was measured using the accuracy ratio, which gives equal importance to both FP and FN (unlike precision or recall). The FP rate of the classifiers varied between 0.5-1%.³

The performance of the classifiers is shown in Table 3. The accuracy was measured on the test set, which contains 36,000 samples.

As can be seen in Table 3, the LSTM variants are the best malware classifiers, accuracy-wise, and, as shown in Table 1, BLSTM is also one of the classifiers most resistant to the proposed attack.

D. Tested Hybrid Malware Classifiers

As mentioned in Section 5.3, we used the hybrid malware classifier used in [39], with printable strings inside a PE file as our static features. Strings can be used, e.g., to statically identify loaded DLLs and called functions, and recognize modified file paths and

Table 3: Classifier Performance

Classifier Type	Accuracy (%)
RNN	97.90
BRNN	95.58
LSTM	98.26
Deep LSTM	97.90
BLSTM	97.90
Deep BLSTM	98.02
GRU	97.32
Bidirectional GRU	98.04
Fully-Connected DNN	94.70
1D CNN	96.42
Random Forest	98.90
SVM	86.18
Logistic Regression	89.22
Gradient Boosted Decision Tree	91.10

registry keys, etc. Our architecture for the hybrid classifier, shown in Figure 3(b), is: 1) A static branch that contains an input vector of 20,000 Boolean values: for each of the 20,000 most frequent strings in the entire dataset, do they appear in the file or not? (analogous to a similar procedure used in NLP, which filters the least frequent words in a language). 2) A dynamic branch that contains an input vector of 140 API calls, each one-hot encoded, inserted into a LSTM layer of 128 units, and sigmoid activation function, with a dropout rate of 0.2 for both inputs and recurrent states. This vector is inserted into two fully-connected layers with 128 neurons, a ReLU activation function, and a dropout rate of 0.2 each. The 256 outputs of both branches are inserted into a fully-connected output layer with sigmoid activation function. Therefore, the input of the classifier is a vector containing 20,000 Boolean values and 140 one-hot encoded APIs, and the output is malicious or benign classification. All other hyper parameters are the same as in Appendix C.

Due to hardware limitations, a subset of the dataset was used as a training set: 54,000 training samples and test and validation sets of 6,000 samples each. The dataset was representative and maintained the same distribution as the dataset described in Section 4.1. Trained on this dataset, a classifier using only the dynamic branch (Figure 3(a)) reaches 92.48% accuracy on the test set, a classifier using only the static branch attains 96.19% accuracy, and a hybrid model, using both branches (Figure 3(b)) achieves 96.94% accuracy, meaning that using multiple feature types improves the accuracy.

³ The FP rate was chosen to be on the high end of production systems. A lower FP rate would mean lower recall either, due-to the trade-off between them, therefore making our attack even more effective.