

Deep Learning in Spiking Neural Networks

Amirhossein Tavanaei*, Masoud Ghodrati†, Saeed Reza Kheradpisheh‡,
Timothée Masquelier§ and Anthony Maida*

*School of Computing and Informatics, University of Louisiana at Lafayette
Lafayette, Louisiana, LA 70504, USA

†Department of Physiology, Monash University, Clayton, VIC, Australia

‡Department of Computer Science, School of Mathematics, Statistics, and Computer Science,
University of Tehran, Tehran, Iran

§CERCO UMR 5549, CNRS-Université de Toulouse 3, F-31300, France

tavanaei@louisiana.edu, masoud.ghodrati@monash.edu, kheradpisheh@ut.ac.ir,
timothee.masquelier@cnrs.fr, maida@louisiana.edu

Abstract—Deep learning approaches have shown remarkable performance in many areas of pattern recognition recently. In spite of their power in hierarchical feature extraction and classification, this type of neural network is computationally expensive and difficult to implement on hardware for portable devices. In an other vein of research on neural network architectures, spiking neural networks (SNNs) have been described as power-efficient models because of their sparse, spike-based communication framework. SNNs are brain-inspired such that they seek to mimic the accurate and efficient functionality of the brain. Recent studies try to take advantages of the both frameworks (deep learning and SNNs) to develop a deep architecture of SNNs to achieve high performance of recently proved deep networks while implementing bio-inspired, power-efficient platforms. Additionally, As the brain process different stimuli patterns through multi-layer SNNs that are communicating by spike trains via adaptive synapses, developing artificial deep SNNs can also be very helpful for understudying the computations done by biological neural circuits. Having both computational and experimental backgrounds, we are interested in including a comprehensive summary of recent advances in developing deep SNNs that may assist computer scientists interested in developing more advanced and efficient networks and help experimentalists to frame new hypotheses for neural information processing in the brain using a more realistic model.

Keywords: *Deep learning, Spiking neural network, Biological plausibility, Bio-Inspired AI, Power-efficient architecture.*

I. INTRODUCTION

Artificial neural networks (ANNs) are dominantly implemented using floating-point computing units, commonly called neurons, with a derivable non-linear activation function. This type of neuron has made ANNs extremely powerful as indicated by the recent dramatic success of ANNs in different pattern recognition tasks. This performance depends, in part, on their ability to be trained using derivative-based optimization. Combining this classical structure and novel multi-layer learning algorithms, a new generation of ANNs, commonly known as deep neural networks (DNNs), has recently been emerged [1]. DNNs have been remarkably successful in many applications including image recognition [2], object detection [3], [4], speech recognition [5], bioinformatics [6], temporal data processing [7], and many other applications [8], [9], [10]. These recent advances in artificial intelligence (AI) have opened up new avenues for developing different engineering applications and understanding of how biological brains work [9], [10].

Although DNNs are historically brain-inspired, there are fundamental differences in their structure, neural computations, and learning rule compared to the brain. One of the most important differences is the way that information propagates between their units. In the brain, the communication between neurons of a neural circuit is done by action potentials, also known as spikes; whereas DNNs communicate using decimal value activations that come from derivable functions. This property makes the traditional DNNs computationally expensive and ignores the temporal characteristics of information transmission

that happens in the biological neural systems. It has been shown that the precise timing of every spike is highly informative and plays an important role in neural coding. This precise temporal pattern in spiking activity is considered as a crucial coding strategy in sensory information processing [11], [12], [13], [14], [15] and neural motor control in the brain [16], [17]. The biologically plausible artificial neural networks that take the time and spike-based information transformation into account are called spiking neural networks (SNNs). SNNs have become the focus of a number of recent applications in many areas of pattern recognition such as visual processing [18], [19], [20], [21], speech recognition [22], [23], [24], [25], [26], [27], [28], and medical diagnosis [29], [30]. In recent years, a new generation of neural networks that incorporates the multilayer structure of DNNs (and the brain) and the type of information communication in SNNs have been emerged. These deep SNNs are great candidates to investigate neural computation and different coding strategies in the brain.

In regard to the scientific motivation, it is well accepted that the ability of brain to recognize complex visual patterns or spotting auditory targets in a noisy environment is a result of several processing stages and multiple learning mechanisms embedded in deep networks of neurons that communicate through spiking activities [31], [32], [33]. In comparison to traditional deep networks, training deep spiking networks is extremely limited. It is an important scientific question to understand how such networks can be trained to perform different tasks as this can help us to investigate and generate many hypotheses, such as rate versus temporal coding, and develop experimental ideas prior to performing physiological experiments. In regard to the engineering motivation, SNNs have some advantages over traditional neural networks in regard to implementation in special purpose hardware. At the present, effective training of traditional deep networks requires the use of energy intensive high-end graphic cards. Spiking networks have the interesting property that the output spike trains are sparse in time. One of the advantages of this in biological networks is that the spike events consume energy and that using few spikes which have high information content reduces energy consumption. This same advantage is maintained in hardware. Therefore, it is possible to create low energy spiking hardware based on the property that spikes are sparse in time.

An important part of the learning in neural networks occurs in the feature discovery hierarchy, where increasingly complex, discriminative, abstract, and invariant

features are acquired [34]. Given the motivations mentioned above, SNNs provide appropriate architectures for developing a sparse representation in spike-based deep neural networks. In addition, pattern recognition in the primate's brain is done through multi-layer neural circuits that communicate by spiking activities. This naturally leads to interest in using artificial SNNs in applications that brains are good at, such as pattern recognition [35], [36]. Bio-inspired SNNs, in principle, have higher representation power and capacity than traditional rate-coded networks [37]. Furthermore, SNNs allow a type of bio-inspired learning (weight modification) that depends on the relative timing of spikes between pairs of directly connected neurons in which the information required for weight modification is locally available. The local learning of the SNN resembles the remarkable learning that occurs in the synapses of brain.

The biologically realistic spiking neurons communicate using spike trains which do not have obvious derivatives. This makes SNNs unable to use derivative-based optimization for training. This raises a question: How are neural networks in the brain trained if derivative-based optimization is not available? Although spiking networks are theoretically considered to have higher computational power than rate-coded networks [36], it remains a challenge to train spiking networks, especially with multi-layer learning (deep SNNs). In many existing spiking networks, learning is restricted to a single layer. Equipping spiking networks with multi-layer learning is an open area that has potential to greatly improve their performance on different tasks. The main core of the previous research is based on the fact that coding with the timing of spikes carries useful information and exhibits great computational power in biological systems [14], [15], [16]. Here, we review recent studies in developing deep learning models in SNNs with the focus on: (1) describing the SNNs' architectures and their learning approaches; (2) reviewing deep SNNs of feedforward, fully connected spiking neural layers; (3) spiking convolutional neural networks; (4) reviewing spiking restricted Boltzmann machines and spiking deep belief networks; and (5) providing a comprehensive summary comparing the performance of recent deep spiking networks. We hope that this review will help researchers of artificial neural network to develop and extend efficient and high-performance deep SNNs and will also foster a cross-fertilization in future experimental and theoretical work in neuroscience.

II. SPIKING NEURAL NETWORK: A BIOLOGICALLY PLAUSIBLE APPROACH FOR INFORMATION PROCESSING

The introduction of SNNs in the last few decades, as a powerful third generation neural network [37], has encouraged a number of studies with the focus on biologically motivated approaches for pattern recognition [38], [39]. SNNs are originally inspired by the brain and the communication scheme that neurons use for information transformation via discrete action potentials (spikes) in time through adaptive synapses. In a biological neuron, a single spike is generated when the running sum of changes in the membrane potential, which can be resulted from stimulation, crosses a spiking threshold. The rate of spike generation and the temporal pattern of spike trains carry information about external stimuli [40]. SNNs use a very similar process for spike generation and information transformation. In the following sections, we explain the details of SNN architectures and learning methods applied to these types of networks.

A. SNN Architecture

An SNN architecture consists of spiking neurons and interconnecting synapses with adjustable weights. The first step in implementing an SNN is to encode the analog input data into the spike trains using rate based method [41], temporal coding [42], [43], or population coding [44]. A biological neuron in the brain (and similarly in a simulated spiking neuron) receives synaptic inputs from other neurons in the neural network. The activity of pre-synaptic neurons modulates the membrane potential of postsynaptic neurons, generating an action potential or spike when the modulations cross a threshold. It is been thought that the information in the neural circuits propagates by spiking activity. After the first introduction of a spiking neuron by Hodgkin and Huxley with extensive biological details and high computational cost [45], [41], [46], diverse neuron models have been proposed such as the spike response model (SRM) [47], the Izhikevich neuron model [48], and the leaky integrated-and-fire (LIF) neuron (the mostly used neuron model) [49]. Spike trains in a network of spiking neurons are propagated through synaptic connections. A synapse can be either excitatory, which increases the neuron's membrane potential, or inhibitory, which decreases the neuron's membrane potential [50], [51], [52], [53]. The strength of the adaptive synapses (weights) can be changed as a result of learning. The learning rule of an SNN is its most challenging component for developing

multi-layer (deep) SNNs, because it is spatio-temporally local and limits the popular backpropagation algorithm.

B. Learning Rules in SNNs

The strength of a synapse in SNNs can change over time to represent the effectiveness (efficacy) of synapse in exciting or inhibiting the firing of its postsynaptic neuron. This synaptic plasticity represents a biologically plausible learning mechanism in neural networks. The learning in an SNN can be implemented using unsupervised and supervised methods. The following sections describe recent unsupervised and supervised learning mechanisms applied to SNNs.

1) *Unsupervised Learning by Spike Timing Dependent Plasticity (STDP)*: One of the most popular and biologically plausible learning methods in SNNs is the spike-timing-dependent-plasticity (STDP) learning rule in which the synaptic weight adjustment is governed by the relative spike times of its pre- and postsynaptic neurons [54], [55]. STDP increases the weight of a synapse if the presynaptic spike occurs briefly (under 20 ms) before the postsynaptic spike (called long-term potentiation, LTP) and decreases the weight otherwise (long-term depression, LTD) [56]. STDP depends on the precise temporal relations between input and output spikes of connected neurons over a small time interval. A common formula for the STDP rule is given in Eq. 1.

$$\Delta w = \begin{cases} Ae^{\frac{-(t_{pre}-t_{post})}{\tau}} & t_{pre} - t_{post} \geq 0, \quad A > 0 \\ Be^{\frac{-(t_{pre}-t_{post})}{\tau}} & t_{pre} - t_{post} < 0, \quad B < 0 \end{cases} \quad (1)$$

Where, w is the synaptic weight. A , B , and τ are constant parameters indicating learning rates and the time constant for the temporal learning window, respectively. The upper case describes weight strengthening while the lower describes weakening. The strength of the effect is a decaying exponential of the magnitude of the time difference between the pre- and postsynaptic spikes.

Besides the immediate weight change described in Eq. 1, STDP has some temporally extended effects. For instance, STDP affects a neuron's behavior in response to repeated spike patterns embedded in a possibly stochastic spike train. A neuron (equipped with synapses trained by STDP) in coincidence with similar volleys of spikes is able to concentrate on afferents that consistently fire early [57], [58]. Guyonneau et al. [58] have shown that presenting repeated inputs to an SNN equipped with STDP leads to the shaping of the neuronal selectivity to the stimulus patterns within the SNN. Specifically, they showed that the response latency of the postsynaptic

potential is decreased as STDP proceeds. Reducing the postsynaptic latency results in faster neural processing. Thus, the neuron responds faster to a specific input pattern than to any other. In fact, the STDP rule focuses on the first spikes of the input pattern which contain most of the information needed for pattern recognition. It has been shown that repeating spatio-temporal patterns can be detected and learned by a single neuron based on STDP [59], [60]. STDP can also solve difficult computational problems in localizing a repeating spatio-temporal spike pattern and enabling some forms of temporal coding, even if an explicit time reference is missing [59], [61]. Using this approach, more complex networks with multiple output neurons have been developed [62], [63], [64], [65].

2) *Probabilistic Approaches Toward STDP*: A number of previous empirical studies have provided evidence that Bayesian analysis of sensory stimuli occurs in the brain [66], [67], [68], [69]. In Bayesian inference, the hidden causes are inferred using both prior knowledge and the likelihood of the observations to obtain a posterior probability. The question is the possible role of probabilistic (Bayesian) computation as a primary information processing step in the brain in terms of STDP. Nessler et al. (2009) [70] showed that a form of STDP is able to approximate a stochastic online expectation maximization (EM) algorithm to learn the parameters for a multinomial mixture distribution. The architecture consists of a feedforward layer connected to a winner-take-all (WTA) circuit of stochastic spiking output neurons for modelling the input data. The STDP rule embedded in their network is shown in Eq. 2. For weight adaptation, LTP occurs if the presynaptic neuron fires briefly (e.g., within $\epsilon = 10$ ms) before the postsynaptic neuron. Otherwise LTD occurs. generating a spike by an output neuron creates a sample from the coded posterior distribution of hidden variables which can be considered as the E-step in the EM algorithm. The application of the STDP to the synapses of fired output neurons specifies the M-step in EM. Nessler et al. (2013) [71] extended their network by using an inhibitory neuron to implement the WTA.

$$\Delta w_{ki} = \begin{cases} e^{-w_{ki}} - 1, & 0 < t_k^f - t_i^f < \epsilon \\ -1, & \text{otherwise} \end{cases} \quad (2)$$

Using a similar approach, Klampfl and Maass (2013) [72] developed a liquid state machine (LSM) containing input neurons, a reservoir, and a linear output readout. Further extension showed that STDP, applied

on both the lateral excitatory synapses and synapses from afferent neurons, is able to represent the underlying statistical structure of such spatio-temporal input patterns [73]. In this framework, each spike train generated by the WTA circuits can be viewed as a sample from the state space of a hidden Markov model (HMM).

One drawback of the STDP model introduced in [70], [71] is that its excitatory synaptic weights are negative. This, however, can be solved by shifting the weights to a positive value using a constant parameter in the LTP rule. Based on this method, Tavanaei and Maida [74], [75] proposed an unsupervised learning for spatio-temporal pattern recognition and spoken word classification. It has been shown that the EM acquired in an SNN is able to approximately implement the EM algorithm in a Gaussian mixture model (GMM) embedded in the HMM states [75].

Using probabilistic learning in spiking neurons for modelling hidden causes have recently attracted attention. Rezende et al. (2011) [76] developed a bio-plausible learning rule based on the joint distribution of perceptions and hidden causes to adapt the spontaneous spike sequences to match the empirical distribution of actual spike sequences [76]. The learning strategy involved minimizing the Kullback-Leibler divergence [77] as a distance measure between the model (SNN) and a target distribution (observation). The EM algorithm in recurrent SNNs [78] and probabilistic association between neurons generated by STDP in combination with intrinsic plasticity [79] are two other instances of probabilistic learning in SNNs. The probabilistic rules also have been employed in sequential data processing [80] and Markov chain Monte Carlo sampling interpreted by stochastic firing activity of spiking neurons [81].

3) *Supervised Learning*: Although supervised learning has a long history in machine learning and neural networks, here we only review the recent studies that have developed supervised learning in SNNs. In an SNN, the output neurons or their spike times have specific labels according to the target pattern category. Supervised learning is based on minimizing the error between desired and output spike trains (also known as cost function) after receiving input stimuli.

One of the well-know methods in minimizing the error (or cost function) is error backpropagation. Bohte et al. (2002) [82] derived a supervised learning rule based on the traditional error backpropagation method named SpikeProp. They developed a model for a fully connected feedforward network with input, hidden, and output spiking layers. They showed that the SpikeProp algo-

rithm classifies non-linearly separable data sets with an accuracy comparable to traditional sigmoidal networks. Further extensions of the SpikeProp algorithm resulted to RProp and QuickProp that had faster learning [83]. RProp is a method in training the learning rate based on the sign of the gradient instead of its magnitude [84]. QuickProp approximates the global error surface (error gradient) by evaluating the local one using Newton's method [84], [85]. The initial implementation of the SpikeProp algorithm was used to classify the patterns coded in single spikes. Later advanced versions of SpikeProp, Multi-SpikeProp, were applicable in multiple spike coding [86], [87]. Using the same neural architecture of SpikeProp, new formulations of temporal spike coding and spike time errors have recently improved the spiking backpropagation algorithm [88], [89]. The most recent implementation of backpropagation in SNNs has been proposed by Wu et. al.(2017) [90] who developed spatio-temporal gradient descent in multi-layer SNNs. Although this model has outperformed the previous learning approaches in spiking platforms, gradient descent is computationally expensive and is largely biologically implausible. In a very recent study, however, these issues have been solved by Tavaneai and Maida (2017) [91] who proposed a new supervised learning method (BP-STDP) where the backpropagation update rules are converted to temporally local STDP rules for multi-layer SNNs. This model has achieved promising accuracies comparable with the equal-sized conventional and spiking networks.

The above describes the first spiking backpropagation [82] and its extensions. The backpropagation learning rule is based on gradient descent where a system is gradually converges to minimum error (energy) via many training iterations. A popular prerequisite for this approach is to generate differentiable activation functions from spike trains. The activation functions can be obtained by a digital (spike) to analog conversion [92], [93] of neural response functions (ReSuMe) for single layer [94] and multi layer [95] SNNs, or the membrane potential of the neurons [96], [97]. Without using activation functions, Chronotron [98] introduces a method which uses spike time patterns and minimizes an error function based on the Victor and Purpura (VP) distance metric [99]. The most recent implementation of gradient descent in SNNs belongs to the model proposed by Huh and Sejnowski (2017) [100] in which they introduce a differentiable formulation of spiking networks to derive gradient calculation.

Another implementation of supervised learning in SNNs can be based on optimizing the likelihood and

probability of the postsynaptic spikes to match the desired ones. Pfister et al. (2006) [101] developed a model to optimize the likelihood of postsynaptic firing at one or several desired times. They proposed a modified version of the SRM neuronal model such that it uses a stochastic threshold on the membrane potential.

In another approach, the activity of the output neuron is considered as the objective function in supervised learning. That is, each output neuron represents a class of data (pattern). Output neurons are in competition to be selected and responsive to the input patterns. In this approach, firing the target neuron causes STDP over the incoming synapses and firing the non-target neurons causes anti-STDP. This approach has successfully been used in SNNs for numerical data classification [102], MNIST digit recognition [103], spoken digit classification [64], and reinforcement learning in SNNs [104]. The sharp synaptic weight adaptation based on immediate STDP and anti-STDP results in fast learning.

III. DEEP LEARNING IN SNNs

Deep learning uses an architecture with many layers of trainable parameters and has demonstrated outstanding performance in machine learning and AI applications [1], [8]. Deep neural networks (DNNs) are trained end-to-end by using optimization algorithms usually based on backpropagation. The multi-layer neural architecture in the primate's brain has motivated computational neuroscientists to concentrate on the depth of non-linear neural layers instead of using shallow networks with many neurons. Also, experimental results showed better performance of deep structures [105], [106], [107]. Deep neural networks extract complex features through sequential layers of neurons equipped by non-linear, differentiable activation functions to provide an appropriate platform for the backpropagation algorithm. Fig. 1 depicts a deep NN architecture with four hidden layers. A special deep learning architecture known as a deep convolutional neural network (DCNN) contains stacked layers of convolution and pooling followed by one or more layers of a fully connected network. DCNNs have shown very good performance in image recognition [2], speech recognition [108], healthcare and bioinformatics [109], [110], [111]. Another successful approach in deep learning is the deep belief network (DBN) [34], [112] containing stacked restricted Boltzmann machines (RBM) for unsupervised feature extraction.

SNNs have also shown promising performance in a number of pattern recognition tasks [38], [113]. However, the performance of spiking deep networks are not

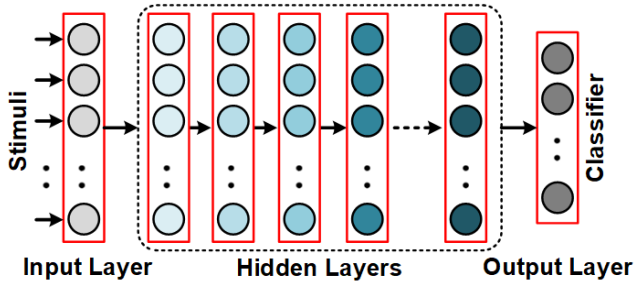


Fig. 1: Deep neural network architecture with input, hidden, and output layers. The input layer performs some basic pre-processing on the input stimuli. The information is then sent to a series of hidden layers. The number of hidden layers can vary depending on the architecture of the network. As the information propagates through different hidden layers, more complex features are extracted and learned from input stimuli. The output layer performs classification and determines the label of the input stimulus (e.g. car image in the case of object recognition).

as good as traditional DNNs represented in the literature. Therefore, a spiking deep network (Spiking DNN, DCNN, or DBN), with good performance comparable with traditional deep learning methods, is a challenging topic because of its importance in DNN hardware implementations. Masquelier and Thorpe (2007, 2010) developed one of the earliest feedforward hierarchical convolutional network of spiking neurons for unsupervised learning of visual features [62], [63]. This network was extended for larger problems, such as [65]. Using a probabilistic STDP rule, the performance of the model was later improved in different object recognition tasks (2016) [114]. Further attempts led to several multi-layer SNNs, with STDP learning, that performed greatly in adaptive multi-view pattern recognition [115] and handwritten digits recognition [116]. These models mostly used one or more layers for pre-processing, one learning layer, and one classifier (output neuron) layer. Although these networks are known as multi-layer SNNs, they do not offer multi-layer learning. Specifically, these SNNs are limited by using only one trainable layer, even though they have many layers of processing.

Encouraged by the power-efficiency and biological plausibility of neuromorphic platforms, a number of recent studies have concentrated on developing deep SNNs based on these platforms. Previous studies exploring supervised and unsupervised learning rules in spiking architectures can be employed to develop hierar-

chies of feature extraction and classification modules. Existing deep SNNs do not perform as accurately as the traditional deep learning models. However, SNNs enable power-efficient platforms mimicking the brain functionality for solving complex problems, specially in new trends of autonomous objects. Therefore, developing a neural network that is as efficient and biologically plausible as SNNs but as powerful as DNNs in performing different tasks can be the next challenging in the field of artificial intelligence and computational neuroscience. The initial steps for implementing a deep spiking framework can be fulfilled by either converting the trained neural networks to a spiking platform or using spike-based, online learning methods. The rest of this section reviews the spiking deep learning approaches covering deep (multi-layer) SNNs, spiking CNNs, and spiking DBNs.

A. Deep Spiking Neural Networks

Although SNNs, unlike traditional neural networks, do not offer derivatives in their architectures, recent studies have developed a number of deep SNNs using STDP and stochastic gradient descent. Spiking networks consisting of many LIF neurons equipped by spike-based synaptic plasticity rules have shown success in different pattern recognition tasks [117], [118]. Diehl et al. [119] showed that STDP in a two-layer SNN is able to extract discriminative features and patterns from stimuli. They used unsupervised learning rules introduced by [120], [71], [121] to train the SNN for MNIST [122] digit recognition with the best performance of 95%.

Towards linking biologically plausible learning methods and conventional learning algorithms in neural networks, a number of deep SNNs have recently been developed. For example, Bengio et al. [123] proposed a deep learning method using forward and backward neural activity propagation. The learning rule in this network is based on the idea that STDP implements the gradient descent learning rule [124], [125]. Using pre- and postsynaptic spike trains, O'Connor and Welling [126] developed a backpropagation algorithm in deep SNNs using the outer product of pre- and postsynaptic spike counts. They showed high performance of the spiking multi-layer perceptron on the MNIST problem (97.93%) which is comparable to the performance of the conventional deep neural networks equipped with rectified linear units, ReLU (98.37%). Recently, Lee et al. (2016) [127] proposed a backpropagation algorithm by treating the neuron's membrane potential as the differentiable signal to act analogous to

the non-linear activation functions in traditional neural networks (Fig. 2). The performance of 98.88% on the MNIST dataset was reported in this study while the computational operations were five times fewer than the traditional deep neural networks, in their experiments. To further reduce the computational cost of learning in these deep SNNs, Neftci et. al. (2017) [128] proposed an event-driven random backpropagation (eRBP) algorithm simplifying the backpropagation chain path. The eRBP rule uses an error-modulated synaptic plasticity in which all the information required for the learning is locally available at the neuron and the synapse [128].

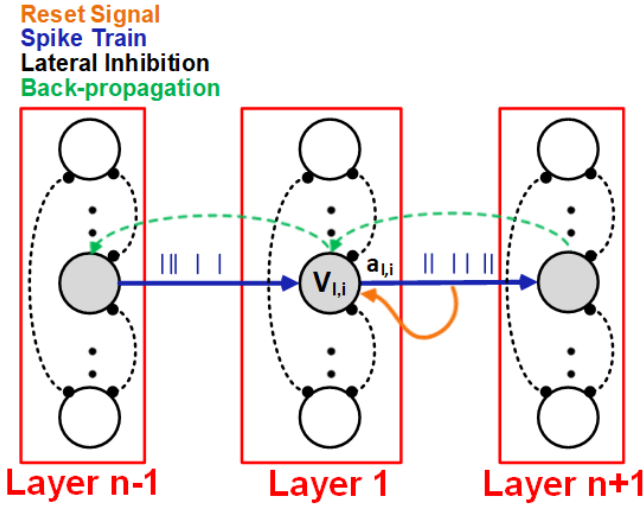


Fig. 2: Deep SNN equipped with backpropagation proposed by Lee et. al. [127]. The neuron’s activation value, $a_{l,i}$, is considered to calculate the neuron’s membrane potential. The differentiable activation function, which is calculated by the neuron’s excitatory input, lateral inhibition, and threshold, is used for developing backpropagation using the chain rule. The output activation value of the current layer (layer l) is used as input for the next layer in the backpropagation algorithm.

A more straightforward approach for taking advantage of power-efficient SNNs is to convert an offline trained DNN to a neuromorphic spiking platform (ANN-to-SNN), specifically for hardware implementation [129]. To compensate the floating-point calculations in DNNs, the rate-based coding is generally used in which higher activations are replaced by higher spike rates. Using this approach, several models have been developed that showed remarkable performance [130], [131], [132], [133]. To assess the power consumption of deep SNNs, Neil et al [134] maintained the accuracy rate of 98% on the MNIST digit recognition task and applied optimized

parameters and SNN architecture settings, in ANN-to-SNN conversion, to reduce the power and latency of the model. The performance of a DNN and its converted deep SNN versus the total required operations are shown in Fig. 3.

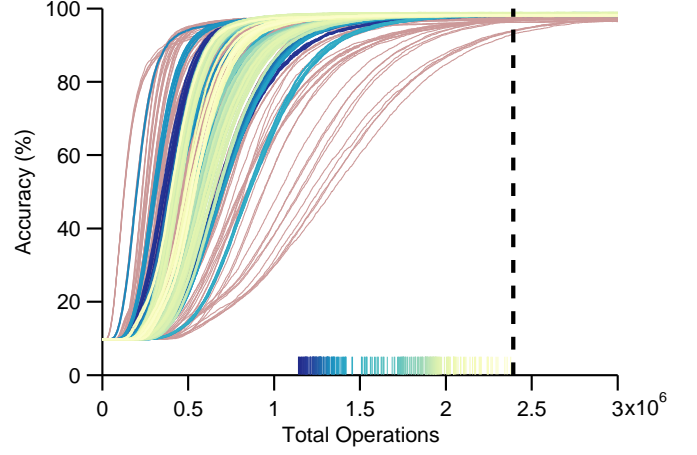


Fig. 3: The number of total operations required for MNIST classification by deep SNNs converted from an offline trained deep neural network in comparison with the traditional (non-spiking) deep neural network [134]. The vertical dashed line shows the number of operations required for the non-spiking deep neural network to achieve the accuracy of 98%. The other curves show the accuracy of a total of 522 deep SNNs (with different network setups) versus the number of operations. The pink curves show the networks that achieve less than 98% accuracy within the computing constraint. The colored vertical lines on the horizontal axis indicate the number of operations at which the corresponding SNNs reached 98% accuracy.

B. Spiking Convolutional Neural Networks

A special form of deep learning introduces convolutional neural networks (CNNs) consisting of a number of convolution and pooling (sub-sampling) layers followed by a MLP classifier. This type of network has shown outstanding performance in image recognition [2], [135], [136], [137], speech recognition [108], [138], [139], bioinformatics [140], [141], [111], object detection and segmentation [142], [3], and so on. Fig. 4 shows the LeNet architecture, a deep CNN, for image classification [143]. The question is how an SNN with such an architecture can be trained while incorporating traditional CNN properties. In the case of vision, the first layer of convolution is interpreted as extracting primary visual

features (known as edge detector which is similar to the outputs of Gabor filters [144]). Subsequent layers extract increasing more complex features for the classification purposes. The pooling layer reduces the size of input using an arithmetic operation such as maximum or average over a square neighborhood of neurons in the feature maps. These layers develop invariance to changes in orientation, scale, and local translation.

The properties of the early layers of the CNN mentioned above are very similar to the several basic properties of neurons in primary visual cortex (V1), which is the first cortical area in the visual hierarchy of primate's brain. For example, neurons in the area V1 detect primary visual features, such as oriented edges, from input images [145], [146]. Each V1 neuron is selective to a particular orientation, meaning that when a stimulus with this orientation is presented, only selective neurons to this orientation respond maximally. Therefore, the presentation of a visual stimulus only drives spikes in a group of neurons that are selective to different attributes of input stimuli. Representation learning methods, which use neural networks such as autoencoders and sparse coding schemes, learn to discover visual features similar to the receptive field properties found in V1 [147], [148], [149], [150]. Bio-inspired SNNs also have obvious footprints in representation learning using sparse coding [151], [152], independent component analysis (ICA) [153], and an STDP-based autoencoder [154].

As mentioned earlier, CNNs use V1-like receptive field kernels in early layers to extract features from stimuli by convolving the kernels over the input (e.g. image). Subsequent layers combine the previous layer's kernels to learn increasingly complex features of stimuli. Representation filters (trained or hand-crafted) and STDP learning rules can be used to develop spiking CNNs. A convolutional/pooling layer trained by a local spike-based representation learning algorithm is shown in Fig. 5. The hand-crafted convolutional kernels have been used in the first layer of a number of spiking CNNs with high classification performance [62], [65], [114], [155], [156]. Difference-of-Gaussian (DoG) is the most common hand-crafted filter that is used to extract features in the early layers of SNNs. A recent study has used a layer of DoG filters as input layer of an SNN that is followed by more convolutional/pooling layers trained by STDP [156]. This network architecture was used to extract visual features that were fed into an SVM classifier, yielding a performance of 98.4% on MNIST. To train convolutional filters, layer-wise spiking representation learning approaches have been implemented

in recent spiking CNNs [157], [158], [159]. Tavanaei et al. (2017) [157], [158] used SAILnet [151] to train orientation selective kernels used in the initial layer of a spiking CNN. The convolutional layer in this network is followed by a feature discovery layer equipped with probabilistic STDP [114] to extract visual features for classification. Implementing the stacked convolutional autoencoders [159] showed further improvement in performance on MNIST (99.05%), which is comparable to the traditional CNNs.

CNNs are trained using the backpropagation algorithm. Similarly, backpropagation has also been employed for training spiking CNNs [127], [159]. Panda and Roy (2016) [159], building on recently developed approximations [160], showed how to build a spiking, convolutional autoencoder (AE) using backpropagation. The spiking convolutional autoencoder is an important module for enabling the construction of deep spiking CNNs. Their proof-of-concept implementation (SpikeCNN) used two learning layers on the MNIST dataset [161] and three learning layers on the CIFAR-10 dataset [2]. They used a local, layer-wise learning of convolutional layers while Lee et al. (2016) [127] developed an end-to-end gradient descent learning method. Both methods utilized the membrane potential of neurons as differentiable activation functions for applying the backpropagation algorithm. Lee et al.'s approach [127] showed better performance than the layer-wise convolutional autoencoders [159].

The major approach to take advantage of spiking platforms while avoiding the training process of spiking CNNs is to convert an already trained CNN to a spiking architecture by using the trained synaptic weights, similar to the ANN-to-SNN conversion method. Many studies have shown the high performance of converted spiking CNNs (close to the conventional CNNs) while using fewer operations and consequently consuming less amount of energy [162], [163], [131], [164], which enable the deep CNNs to be implemented on hardware [165], [166], [167]. One of the initial successful CNN-to-SNN conversion method for energy efficient pattern recognition is a network architecture shown in Fig. 6 [168]. Later, Diehl et al. (2015) [130] improved this network architecture using weight normalization to reduce performance loss. Recent work by Rueckauer et al. [169], [170] proposed several conversion criteria such that the new spiking CNN is able to recognize more difficult objects than MNIST (e.g. CIFAR-10 and ImageNet).

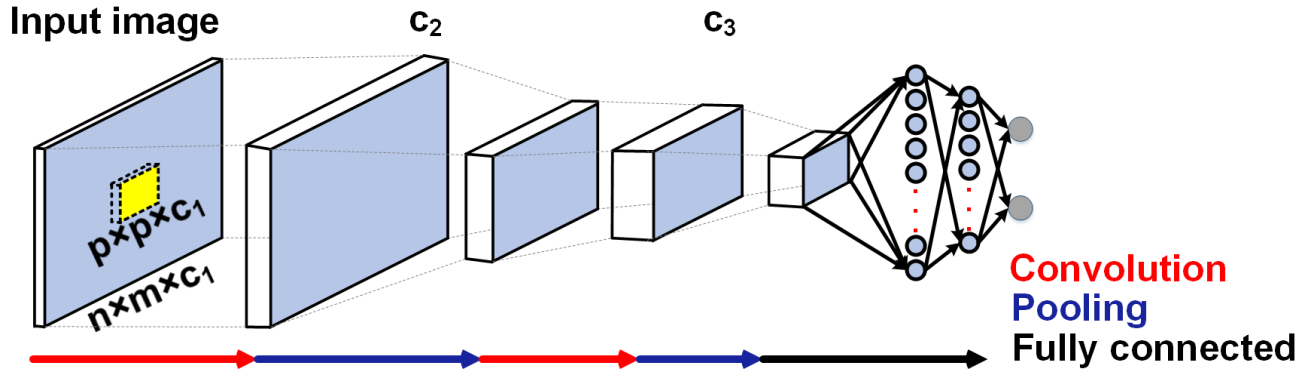


Fig. 4: LeNet: CNN proposed by Lecun et. al. [143]. The network consists of two convolutional/pooling layers followed by a fully connected neural network for image classification.

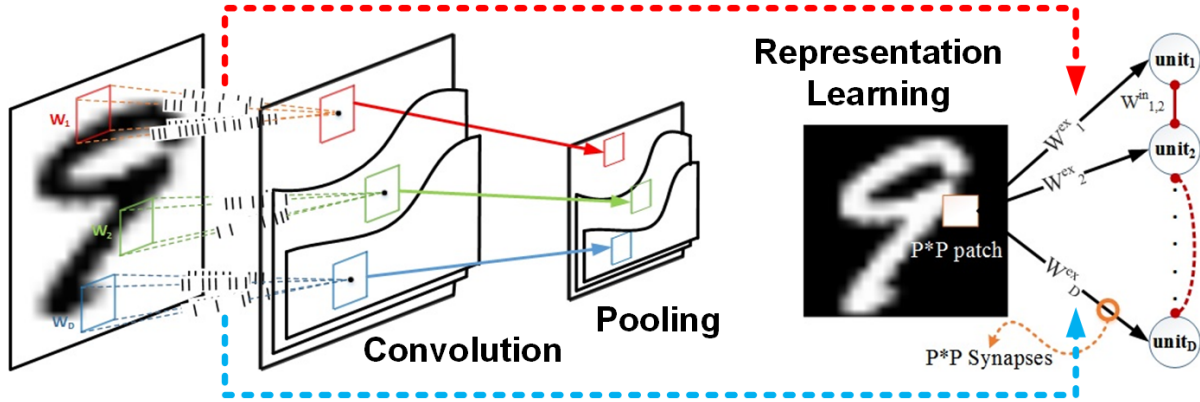


Fig. 5: Representation learning (SAILnet [151]) for layer-wise unsupervised learning of a spiking CNN [158]. The excitatory synaptic weights connected to neurons in the representation layer specify convolutional filters. This architecture determines that representation learning in single-layer SNNs can be utilized to train layer-wise spiking CNNs.

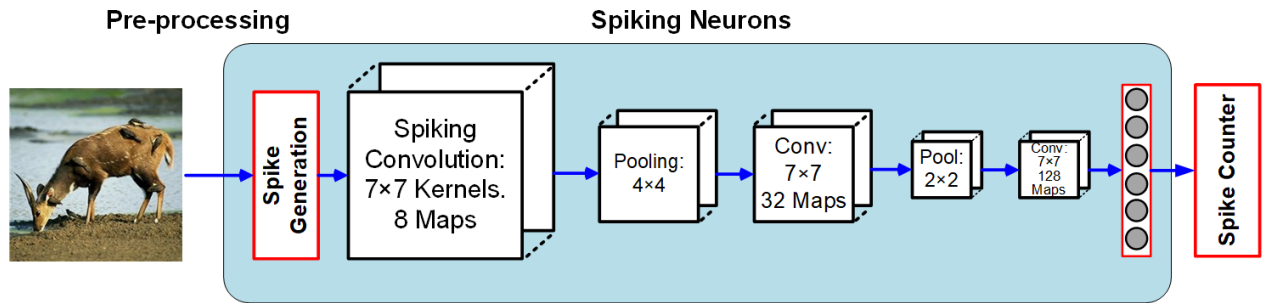


Fig. 6: Spiking CNN architecture developed by Cao et. al. [168]. The input image, after pre-processing, is converted to spike trains based on the pixel intensity. The spiking neural layers use the weights trained by a traditional (non-spiking) CNN. The last component selects the neuron with maximum activity (spike frequency) as the image's class.

C. Spiking Deep Belief Networks

Deep belief networks (DBNs) are multi-layer networks that were initially developed by Hinton et al. (2006) [112]. They efficiently used unsupervised learning to train deep belief networks (DBNs) made of stochastic binary units. The method stacks pre-trained, single-layer learning modules known as restricted Boltzmann machines (RBMs). The original DBN architecture, which was successfully trained on the MNIST dataset, is shown in Figure 7a. The RBMs are trained in a layerwise fashion by contrastive divergence (CD), which approximates a maximum-likelihood learning algorithm. The pre-trained hierarchy is fine-tuned by backpropagation if labeled data are available. DBNs provide a layerwise structure for feature extraction, representation, and universal approximation [171], [172], [173]. Lee et al. (2008) [174] used interleaving CD with gradient descent on the sparsity term to implement sparse DBNs which were used to model cortical visual areas V1 and V2. Further extensions of the model led to a convolutional sparse DBNs [175]. This was accomplished by redefining the energy function to be consistent with the tied weights of a convolutional network and then using Gibbs sampling to realize the appropriate weight update rules. DBNs and convolutional DBNs have successfully been employed in many areas such as visual processing [176], [177], [178], [179], audio processing [180], [181], [182], [183], [184], time series forecasting [185].

The first step in developing a spiking DBN is to start with a spiking RBM. Figure 7b shows the architecture of a spiking RBM introduced by Neftci et al. (2014) [186]. A spiking RBM uses stochastic integrate-and-fire neurons instead of the memoryless stochastic units in a standard RBM. Neftci et al. (2014) showed that, in the context of a particular type of spiking network, pairwise STDP can approximate CD. That is, the learned distributions for spiking networks captures the same statistical properties as the learned distributions for the equivalent non-spiking networks, establishing an important foundational result.

A major approach to develop spiking DBNs is to convert previously trained DBNs to spiking platforms similar to the conversion method explained for SNNs or spiking CNNs. The first spiking DBN was introduced by O'Connor et al. (2013) [187] in which a DBN is converted to a network of LIF spiking neurons for MNIST image classification. This work was then extended [188] to develop a robust spiking DBN against noise and hardware constraints. The spiking DBNs and RBMs are

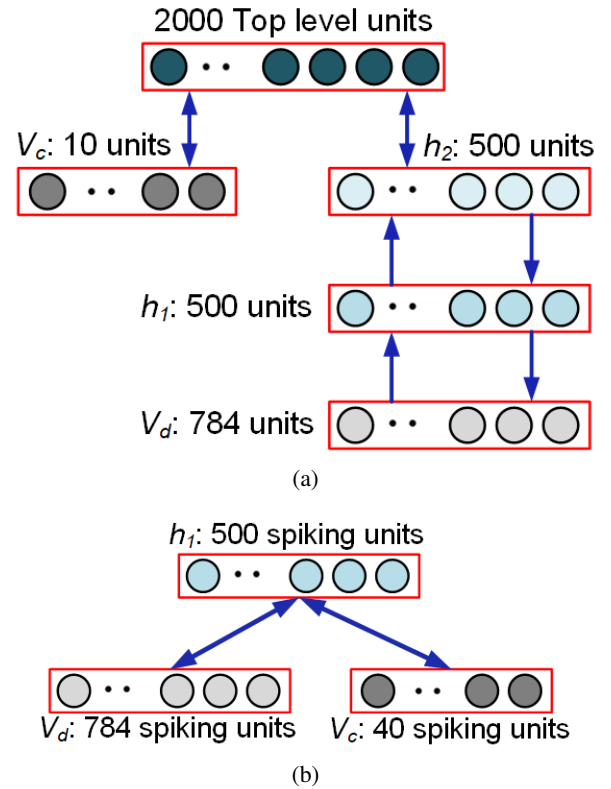


Fig. 7: (a): The DBN proposed by Hinton et. al. [112] for MNIST image classification. This network consists of three RBMs with 500, 500, and 2000 representation neurons. The input and output include 784 (as the number of pixels, 28×28) and 10 (as the number of classes, 0,...,9) neurons, respectively. (b): The spiking RBM architecture introduced by Neftci et. al. [186] consisting of 500 hidden neurons, 784 input neurons, and 40 class neurons (824 visible neurons).

power-efficient that enables them to be implemented on low latency hardware with high accuracy close to the traditional DBNs [189], [190], [191].

IV. SUMMARY

Deep learning approaches have shown remarkable performance in many areas of pattern recognition recently. In spite of their power in hierarchical feature extraction and classification, these types of neural networks are computationally expensive and difficult to implement on hardware for portable devices. In an other vein of research of neural network architectures, spiking neural networks (SNNs) have been expressed as power-efficient models because of their sparse, spike-based communication framework. SNNs are brain-inspired and biologically plausible such that they seek to mimic the accurate

TABLE I: A summary of recent deep learning models developed in SNN platforms and their performances.

Model	Architecture	Learning method	Dataset	Acc
Multi-layer SNNs				
O'Connor (2016) [126]	Deep SNN	Stochastic gradient descent	MNIST	96.40
O'Connor (2016) [126]	Deep SNN	Fractional stochastic gradient descent	MNIST	97.93
Lee (2016) [127]	Deep SNN	Backpropagation	MNIST	98.88
Lee (2016) [127]	Deep SNN	Backpropagation	N-MNIST	98.74
Neftci (2017) [128]	Deep SNN	Event-driven random backpropagation	MNIST	97.98
Liu (2017) [88]	SNN	Temporal backpropagation (3-layer)	MNIST	99.10
Eliasmith (2012) [118]	SNN	Spaun brain model	MNIST	94.00
Diehl (2015) [119]	SNN	STDP (2-layer)	MNIST	95.00
Tavanaei (2017) [91]	SNN	STDP-based backpropagation (3-layer)	MNIST	97.20
Mostafa (2017) [89]	SNN	Temporal backpropagation (3-layer)	MNIST	97.14
Querlioz (2013) [129]	SNN	STDP, Hardware implementation	MNIST	93.50
Brader (2007)[117]	SNN	Spike-driven synaptic plasticity	MNIST	96.50
Diehl (2015) [130]	Deep SNN	Offline learning, Conversion	MNIST	98.60
Neil (2016) [134]	Deep SNN	Offline learning, Conversion	MNIST	98.00
Hunsberger (2015) [162], [163]	Deep SNN	Offline learning, Conversion	MNIST	98.37
Esser (2015) [131]	Deep SNN	Offline learning, Conversion	MNIST	99.42
Spiking CNNs				
Lee (2016) [127]	Spiking CNN	Backpropagation	MNIST	99.31
Lee (2016) [127]	Spiking CNN	Backpropagation	N-MNIST	98.30
Panda (2016) [159]	Spiking CNN	Convolutional autoencoder	MNIST	99.05
Panda (2016) [159]	Spiking CNN	Convolutional autoencoder	CIFAR-10	75.42
Tavanaei (2017) [157], [158]	Spiking CNN	Layer wise sparse coding and STDP	MNIST	98.36
Kheradpisheh (2017) [156]	Spiking CNN	Layer wise STDP	MNIST	98.40
Zhao (2015) [155]	Spiking CNN	Tempotron	MNIST	91.29
Cao (2015) [168]	Spiking CNN	Offline learning, Conversion	CIFAR-10	77.43
Neil (2016) [164]	Spiking CNN	Offline learning, Conversion	N-MNIST	95.72
Diehl (2015) [130]	Spiking CNN	Offline learning, Conversion	MNIST	99.10
Rueckauer (2017) [170]	Spiking CNN	Offline learning, Conversion	MNIST	99.44
Rueckauer (2017) [170]	Spiking CNN	Offline learning, Conversion	CIFAR-10	90.85
Hunsberger (2015) [162]	Spiking CNN	Offline learning, Conversion	CIFAR-10	82.95
Garbin (2014) [166]	Spiking CNN	Offline learning, Hardware	MNIST	94.00
Esser (2016) [167]	Spiking CNN	Offline learning, Hardware	CIFAR-10	87.50
Esser (2016) [167]	Spiking CNN	Offline learning, Hardware	CIFAR-100	63.05
Spiking RBMs and DBNs				
Neftci (2014) [186]	Spiking RBM	Contrastive divergence in LIF neurons	MNIST	91.90
O'Connor (2013) [187]	Spiking DBN	Offline learning, Conversion	MNIST	94.09
Stromatias (2015) [188]	Spiking DBN	Offline learning, Conversion	MNIST	94.94
Stromatias (2015) [189]	Spiking DBN	Offline learning, Hardware	MNIST	95.00
Merolla (2011) [190]	Spiking RBM	Offline learning, Hardware	MNIST	94.00
Neil (2014) [191]	Spiking DBN	Offline learning, Hardware	MNIST	92.00

and efficient functionality of brain. Recent studies try to take advantages of both frameworks (deep learning and SNN) to develop a multi-layer SNN architecture to achieve high performance of recently proved deep networks while implementing bio-inspired, power-efficient platforms. Additionally, the literature has shown that the brain detects stimuli patterns through multi-layer SNNs communicating by spike trains via adaptive synapses. The biologically realistic spiking neurons communicate using spike trains which do not have obvious derivatives. This makes SNNs unable to use derivative-based optimization for training. This paper reviewed novel learning

approaches for different layers of SNNs to address some of the open questions in this field. As biological neurons use sparse, stochastic, spike-based communication, a spiking network can be an appropriate starting point for modeling brain functionality.

SNNs with specific neural architectures demand new neuron models and learning techniques. Spiking neurons communicate through discrete spike trains via synapses adapting locally to distinguish the pattern of stimuli. The quest to meet these requirements can be accomplished by bio-inspired neural simulations for integrating the stimuli and releasing discriminative spike patterns according

to the adaptive filters associated with synaptic weight sets. An important challenge in developing SNNs is to develop appropriate learning rules to detect spatio-temporally local patterns of spike trains. In this paper we reviewed state-of-the-art deep SNNs developed to reach the performance of conventional deep learning methods while providing a bio-inspired, power-efficient platform. Three popular deep learning methods as deep SNNs, spiking CNNs, and spiking DBNs were reviewed. The performances reported by recent approaches determine that the spike-based deep learning methods perform as well as traditional DNNs. Furthermore, SNNs are based on the human brain functionality and are able to perform much better than traditional ones in the future, as human brain does. This paper reviewed methods, network architectures, experiments, and results of recently proposed deep spiking networks to be useful for next studies and experiments.

Table I shows the previous models for developing deep SNNs and their architectures along with their accuracy rates on different datasets. This table shows two tracks of spiking models: 1) using online learning and 2) using offline learning (deployment). The latter method has reported higher performance but it avoids training the multi-layer SNNs by converting the offline trained neural networks to the spiking platforms. On the other hand, online learning offers multi-layer learning in SNNs but reports lower accuracy rates. Additionally, as expected, the spiking CNNs have achieved higher accuracy rates than the spiking DBNs and the deep SNNs on image classification. This comparison gives an insight into different SNN architectures and learning mechanisms to choose the right tool for the right purpose in the future investigations.

REFERENCES

- [1] Y. LeCun, Y. Bengio, and G. Hinton, "Deep learning," *Nature*, vol. 521, no. 7553, pp. 436–444, 2015.
- [2] A. Krizhevsky, I. Sutskever, and G. E. Hinton, "Imagenet classification with deep convolutional neural networks," in *Advances in neural information processing systems*, 2012, pp. 1097–1105.
- [3] J. Long, E. Shelhamer, and T. Darrell, "Fully convolutional networks for semantic segmentation," in *Proceedings of the IEEE Conference on Computer Vision and Pattern Recognition*, 2015, pp. 3431–3440.
- [4] R. Girshick, J. Donahue, T. Darrell, and J. Malik, "Rich feature hierarchies for accurate object detection and semantic segmentation," in *Proceedings of the IEEE conference on computer vision and pattern recognition*, 2014, pp. 580–587.
- [5] G. Hinton, L. Deng, D. Yu, G. E. Dahl, A.-r. Mohamed, N. Jaitly, A. Senior, V. Vanhoucke, P. Nguyen, T. N. Sainath *et al.*, "Deep neural networks for acoustic modeling in speech

- recognition: The shared views of four research groups," *IEEE Signal Processing Magazine*, vol. 29, no. 6, pp. 82–97, 2012.
- [6] S. Min, B. Lee, and S. Yoon, "Deep learning in bioinformatics," *Briefings in bioinformatics*, vol. 18, no. 5, pp. 851–869, 2017.
- [7] S. R. Venna, A. Tavanaei, R. N. Gottumukkala, V. V. Raghavan, A. Maida, and S. Nichols, "A novel data-driven model for real-time influenza forecasting," *bioRxiv*, p. 185512, 2017.
- [8] J. Schmidhuber, "Deep learning in neural networks: An overview," *Neural Networks*, vol. 61, pp. 85–117, 2015.
- [9] D. Hassabis, D. Kumaran, C. Summerfield, and M. Botvinick, "Neuroscience-inspired artificial intelligence," *Neuron*, vol. 95, no. 2, pp. 245–258, 2017.
- [10] R. VanRullen, "Perception science in the age of deep neural networks," *Frontiers in psychology*, vol. 8, p. 142, 2017.
- [11] T. Gollisch and M. Meister, "Rapid neural coding in the retina with relative spike latencies," *science*, vol. 319, no. 5866, pp. 1108–1111, 2008.
- [12] R. Sinha, M. Hoon, J. Baudin, H. Okawa, R. O. Wong, and F. Rieke, "Cellular and circuit mechanisms shaping the perceptual properties of the primate fovea," *Cell*, vol. 168, no. 3, pp. 413–426, 2017.
- [13] J. D. Victor, "Spike train metrics," *Current opinion in neurobiology*, vol. 15, no. 5, pp. 585–592, 2005.
- [14] D. A. Butts, C. Weng, J. Jin, C.-I. Yeh, N. A. Lesica, J.-M. Alonso, and G. B. Stanley, "Temporal precision in the neural code and the timescales of natural vision," *Nature*, vol. 449, no. 7158, pp. 92–95, 2007.
- [15] P. Reinagel and R. C. Reid, "Temporal coding of visual information in the thalamus," *Journal of Neuroscience*, vol. 20, no. 14, pp. 5392–5400, 2000.
- [16] K. H. Srivastava, C. M. Holmes, M. Vellema, A. R. Pack, C. P. Elemans, I. Nemenman, and S. J. Sober, "Motor control by precisely timed spike patterns," *Proceedings of the National Academy of Sciences*, p. 201611734, 2017.
- [17] C. Tang, D. Chehayeb, K. Srivastava, I. Nemenman, and S. J. Sober, "Millisecond-scale motor encoding in a cortical vocal area," *PLoS biology*, vol. 12, no. 12, p. e1002018, 2014.
- [18] S. G. Wysoski, L. Benuskova, and N. Kasabov, "Evolving spiking neural networks for audiovisual information processing," *Neural Networks*, vol. 23, no. 7, pp. 819–835, 2010.
- [19] A. Gupta and L. N. Long, "Character recognition using spiking neural networks," in *Neural Networks, 2007. IJCNN 2007. International Joint Conference on*. IEEE, 2007, pp. 53–58.
- [20] B. Meftah, O. Lezoray, and A. Benyettou, "Segmentation and edge detection based on spiking neural network model," *Neural Processing Letters*, vol. 32, no. 2, pp. 131–146, 2010.
- [21] M.-J. Escobar, G. S. Masson, T. Vieville, and P. Kornprobst, "Action recognition using a bio-inspired feedforward spiking network," *International Journal of Computer Vision*, vol. 82, no. 3, pp. 284–301, 2009.
- [22] J.-S. Liaw and T. W. Berger, "Robust speech recognition with dynamic synapses," in *Neural Networks Proceedings, 1998. IEEE World Congress on Computational Intelligence. The 1998 IEEE International Joint Conference on*, vol. 3. IEEE, 1998, pp. 2175–2179.
- [23] B. J. Kröger, J. Kannampuzha, and C. Neuschaefer-Rube, "Towards a neurocomputational model of speech production and perception," *Speech Communication*, vol. 51, no. 9, pp. 793–809, 2009.
- [24] C. Panchev and S. Wermter, "Spike-timing-dependent synaptic plasticity: from single spikes to spike trains," *Neurocomputing*, vol. 58, pp. 365–371, 2004.

- [25] A. Tavanaei and A. Maida, "Bio-inspired multi-layer spiking neural network extracts discriminative features from speech signals," in *International Conference on Neural Information Processing*. Springer, 2017, pp. 899–908.
- [26] J. J. Wade, L. J. McDaid, J. A. Santos, and H. M. Sayers, "SWAT: a spiking neural network training algorithm for classification problems," *Neural Networks, IEEE Transactions on*, vol. 21, no. 11, pp. 1817–1830, 2010.
- [27] C. Näger, J. Storck, and G. Deco, "Speech recognition with spiking neurons and dynamic synapses: a model motivated by the human auditory pathway," *Neurocomputing*, vol. 44, pp. 937–942, 2002.
- [28] S. Loisel, J. Rouat, D. Pressnitzer, and S. Thorpe, "Exploration of rank order coding with spiking neural networks for speech recognition," in *Neural Networks, 2005. IJCNN'05. Proceedings. 2005 IEEE International Joint Conference on*, vol. 4. IEEE, 2005, pp. 2076–2080.
- [29] S. Ghosh-Dastidar and H. Adeli, "Improved spiking neural networks for EEG classification and epilepsy and seizure detection," *Integrated Computer-Aided Engineering*, vol. 14, no. 3, pp. 187–212, 2007.
- [30] N. Kasabov, V. Feigin, Z.-G. Hou, Y. Chen, L. Liang, R. Krishnamurthi, M. Othman, and P. Parmar, "Evolving spiking neural networks for personalised modelling, classification and prediction of spatio-temporal patterns with a case study on stroke," *Neurocomputing*, vol. 134, pp. 269–279, 2014.
- [31] D. J. Felleman and D. E. Van, "Distributed hierarchical processing in the primate cerebral cortex," *Cerebral cortex (New York, NY: 1991)*, vol. 1, no. 1, pp. 1–47, 1991.
- [32] T. Serre, "Hierarchical models of the visual system," in *Encyclopedia of computational neuroscience*. Springer, 2014, pp. 1–12.
- [33] W. A. Freiwald and D. Y. Tsao, "Functional compartmentalization and viewpoint generalization within the macaque face-processing system," *Science*, vol. 330, no. 6005, pp. 845–851, 2010.
- [34] Y. Bengio, "Learning deep architectures for AI," *Foundations and trends in Machine Learning*, vol. 2, no. 1, pp. 1–127, 2009.
- [35] W. Maass, "On the computational power of winner-take-all," *Neural computation*, vol. 12, no. 11, pp. 2519–2535, 2000.
- [36] —, "To spike or not to spike: that is the question," *Proceedings of the IEEE*, vol. 103, no. 12, pp. 2219–2224, 2015.
- [37] —, "Networks of spiking neurons: the third generation of neural network models," *Neural networks*, vol. 10, no. 9, pp. 1659–1671, 1997.
- [38] S. Ghosh-Dastidar and H. Adeli, "Spiking neural networks," *International Journal of Neural Systems*, vol. 19, no. 04, pp. 295–308, 2009.
- [39] N. Kasabov, K. Dhoble, N. Nuntalid, and G. Indiveri, "Dynamic evolving spiking neural networks for on-line spatio-temporal pattern recognition," *Neural Networks*, vol. 41, pp. 188–201, 2013.
- [40] F. Rieke, *Spikes: exploring the neural code*. MIT press, 1999.
- [41] W. Gerstner and W. M. Kistler, *Spiking neuron models: Single neurons, populations, plasticity*. Cambridge university press, 2002.
- [42] S. M. Bohte, "The evidence for neural information processing with precise spike-times: A survey," *Natural Computing*, vol. 3, no. 2, pp. 195–206, 2004.
- [43] J. J. Hopfield *et al.*, "Pattern recognition computation using action potential timing for stimulus representation," *Nature*, vol. 376, no. 6535, pp. 33–36, 1995.
- [44] S. M. Bohte, H. La Poutré, and J. N. Kok, "Unsupervised clustering with spiking neurons by sparse temporal coding and multilayer RBF networks," *IEEE Transactions on neural networks*, vol. 13, no. 2, pp. 426–435, 2002.
- [45] A. L. Hodgkin and A. F. Huxley, "A quantitative description of membrane current and its application to conduction and excitation in nerve," *The Journal of physiology*, vol. 117, no. 4, pp. 500–544, 1952.
- [46] W. M. Kistler, W. Gerstner, and J. L. van Hemmen, "Reduction of the Hodgkin-Huxley equations to a single-variable threshold model," *Neural Computation*, vol. 9, no. 5, pp. 1015–1045, 1997.
- [47] R. Jolivet, J. Timothy, and W. Gerstner, "The spike response model: a framework to predict neuronal spike trains," in *Artificial Neural Networks and Neural Information Processing-ICANN/ICONIP 2003*. Springer, 2003, pp. 846–853.
- [48] E. M. Izhikevich *et al.*, "Simple model of spiking neurons," *IEEE Transactions on neural networks*, vol. 14, no. 6, pp. 1569–1572, 2003.
- [49] A. Delorme, J. Gautrais, R. Van Rullen, and S. Thorpe, "Spikenet: A simulator for modeling large networks of integrate and fire neurons," *Neurocomputing*, vol. 26, pp. 989–996, 1999.
- [50] E. R. Kandel, J. H. Schwartz, T. M. Jessell, S. A. Siegelbaum, A. J. Hudspeth *et al.*, *Principles of neural science*. McGraw-hill New York, 2000, vol. 4.
- [51] H. Dale, "Pharmacology and nerve-endings," *Proceedings of the Royal Society of Medicine*, vol. 28, no. 3, pp. 319–332, 1935.
- [52] J. C. Eccles, P. Fatt, and K. Koketsu, "Cholinergic and inhibitory synapses in a pathway from motor-axon collaterals to motoneurons," *The Journal of physiology*, vol. 126, no. 3, pp. 524–562, 1954.
- [53] P. Strata and R. Harvey, "Dale's principle," *Brain research bulletin*, vol. 50, no. 5, pp. 349–350, 1999.
- [54] N. Caporale and Y. Dan, "Spike timing-dependent plasticity: a Hebbian learning rule," *Annu. Rev. Neurosci.*, vol. 31, pp. 25–46, 2008.
- [55] H. Markram, W. Gerstner, and P. J. Sjöström, "A history of spike-timing-dependent plasticity," *Spike-timing dependent plasticity*, p. 11, 2011.
- [56] Y. Dan and M.-M. Poo, "Spike timing-dependent plasticity: from synapse to perception," *Physiological reviews*, vol. 86, no. 3, pp. 1033–1048, 2006.
- [57] S. Song, K. D. Miller, and L. F. Abbott, "Competitive Hebbian learning through spike-timing-dependent synaptic plasticity," *Nature neuroscience*, vol. 3, no. 9, pp. 919–926, 2000.
- [58] R. Guyonnet, R. VanRullen, and S. J. Thorpe, "Neurons tune to the earliest spikes through STDP," *Neural Computation*, vol. 17, no. 4, pp. 859–879, 2005.
- [59] T. Masquelier, R. Guyonnet, and S. J. Thorpe, "Spike timing dependent plasticity finds the start of repeating patterns in continuous spike trains," *PloS one*, vol. 3, no. 1, p. e1377, 2008.
- [60] T. Masquelier and S. R. Kheradpisheh, "Optimal localist and distributed coding of spatiotemporal spike patterns through stdp and coincidence detection," *arXiv preprint arXiv:1803.00447*, 2018.
- [61] T. Masquelier, R. Guyonnet, and S. J. Thorpe, "Competitive STDP-based spike pattern learning," *Neural computation*, vol. 21, no. 5, pp. 1259–1276, 2009.
- [62] T. Masquelier and S. J. Thorpe, "Unsupervised learning of

- visual features through spike timing dependent plasticity,” *PLoS Comput Biol*, vol. 3, no. 2, p. e31, 2007.
- [63] —, “Learning to recognize objects using waves of spikes and spike timing-dependent plasticity,” in *Neural Networks (IJCNN), The 2010 International Joint Conference on*. IEEE, 2010, pp. 1–8.
- [64] A. Tavanaei and A. S. Maida, “A spiking network that learns to extract spike signatures from speech signals,” *Neurocomputing*, vol. 240, pp. 191–199, 2017.
- [65] S. R. Kheradpisheh, M. Ganjtabesh, and T. Masquelier, “Bio-inspired unsupervised learning of visual features leads to robust invariant object recognition,” *Neurocomputing*, vol. 205, pp. 382–392, 2016.
- [66] R. P. Rao, B. A. Olshausen, and M. S. Lewicki, *Probabilistic models of the brain: Perception and neural function*. MIT press, 2002.
- [67] K. Doya, *Bayesian brain: Probabilistic approaches to neural coding*. MIT press, 2007.
- [68] M. C. Mozer, H. Pashler, and H. Homaei, “Optimal predictions in everyday cognition: The wisdom of individuals or crowds?” *Cognitive Science*, vol. 32, no. 7, pp. 1133–1147, 2008.
- [69] K. P. Körding and D. M. Wolpert, “Bayesian integration in sensorimotor learning,” *Nature*, vol. 427, no. 6971, pp. 244–247, 2004.
- [70] B. Nessler, M. Pfeiffer, and W. Maass, “STDP enables spiking neurons to detect hidden causes of their inputs,” in *Advances in neural information processing systems*, 2009, pp. 1357–1365.
- [71] B. Nessler, M. Pfeiffer, L. Buesing, and W. Maass, “Bayesian computation emerges in generic cortical microcircuits through spike-timing-dependent plasticity,” *PLoS Comput Biol*, vol. 9, no. 4, p. e1003037, 2013.
- [72] S. Klampfl and W. Maass, “Emergence of dynamic memory traces in cortical microcircuit models through STDP,” *The Journal of Neuroscience*, vol. 33, no. 28, pp. 11 515–11 529, 2013.
- [73] D. Kappel, B. Nessler, and W. Maass, “STDP installs in winner-take-all circuits an online approximation to hidden Markov model learning,” *PLoS Comput Biol*, vol. 10, no. 3, p. e1003511, 2014.
- [74] A. Tavanaei and A. S. Maida, “Studying the interaction of a hidden Markov model with a Bayesian spiking neural network,” in *Machine Learning for Signal Processing (MLSP), 2015 IEEE 25th International Workshop on*. IEEE, 2015, pp. 1–6.
- [75] —, “Training a hidden Markov model with a Bayesian spiking neural network,” *Journal of Signal Processing Systems*, pp. 1–10, 2016.
- [76] D. J. Rezende, D. Wierstra, and W. Gerstner, “Variational learning for recurrent spiking networks,” in *Advances in Neural Information Processing Systems*, 2011, pp. 136–144.
- [77] S. Kullback and R. A. Leibler, “On information and sufficiency,” *The annals of mathematical statistics*, vol. 22, no. 1, pp. 79–86, 1951.
- [78] J. Brea, W. Senn, and J.-P. Pfister, “Sequence learning with hidden units in spiking neural networks,” in *Advances in neural information processing systems*, 2011, pp. 1422–1430.
- [79] D. Pecevski and W. Maass, “Learning probabilistic inference through STDP,” *eneuro*, pp. ENEURO–0048, 2016.
- [80] R. S. Zemel, R. Natarajan, P. Dayan, and Q. J. Huys, “Probabilistic computation in spiking populations,” in *Advances in neural information processing systems*, 2004, pp. 1609–1616.
- [81] L. Buesing, J. Bill, B. Nessler, and W. Maass, “Neural dynamics as sampling: a model for stochastic computation in recurrent networks of spiking neurons,” *PLoS Comput Biol*, vol. 7, no. 11, p. e1002211, 2011.
- [82] S. M. Bohte, J. N. Kok, and H. La Poutre, “Error-backpropagation in temporally encoded networks of spiking neurons,” *Neurocomputing*, vol. 48, no. 1, pp. 17–37, 2002.
- [83] S. McKennoch, D. Liu, and L. G. Bushnell, “Fast modifications of the SpikeProp algorithm,” in *Neural Networks, 2006. IJCNN’06. International Joint Conference on*. IEEE, 2006, pp. 3970–3977.
- [84] R. D. Reed and R. J. Marks, *Neural smithing: supervised learning in feedforward artificial neural networks*. Mit Press, 1998.
- [85] S. E. Fahlman, “Faster-learning variations on back-propagation: An empirical study,” 1988.
- [86] O. Booi and H. tat Nguyen, “A gradient descent rule for spiking neurons emitting multiple spikes,” *Information Processing Letters*, vol. 95, no. 6, pp. 552–558, 2005.
- [87] S. Ghosh-Dastidar and H. Adeli, “A new supervised learning algorithm for multiple spiking neural networks with application in epilepsy and seizure detection,” *Neural Networks*, vol. 22, no. 10, pp. 1419–1431, 2009.
- [88] T. Liu, Z. Liu, F. Lin, Y. Jin, G. Quan, and W. Wen, “Mt-spike: a multilayer time-based spiking neuromorphic architecture with temporal error backpropagation,” in *Proceedings of the 36th International Conference on Computer-Aided Design*. IEEE Press, 2017, pp. 450–457.
- [89] H. Mostafa, “Supervised learning based on temporal coding in spiking neural networks,” *IEEE transactions on neural networks and learning systems*, 2017.
- [90] Y. Wu, L. Deng, G. Li, J. Zhu, and L. Shi, “Spatio-temporal backpropagation for training high-performance spiking neural networks,” *arXiv preprint arXiv:1706.02609*, 2017.
- [91] A. Tavanaei and A. S. Maida, “Bp-stdp: Approximating back-propagation using spike timing dependent plasticity,” *arXiv preprint arXiv:1711.04214*, 2017.
- [92] A. Mohemmed, S. Schliebs, S. Matsuda, and N. Kasabov, “Span: Spike pattern association neuron for learning spatio-temporal spike patterns,” *International Journal of Neural Systems*, vol. 22, no. 04, p. 1250012, 2012.
- [93] —, “Training spiking neural networks to associate spatio-temporal input–output spike patterns,” *Neurocomputing*, vol. 107, pp. 3–10, 2013.
- [94] F. Ponulak and A. Kasinski, “Supervised learning in spiking neural networks with ReSuMe: sequence learning, classification, and spike shifting,” *Neural Computation*, vol. 22, no. 2, pp. 467–510, 2010.
- [95] I. Sporea and A. Grüning, “Supervised learning in multilayer spiking neural networks,” *Neural computation*, vol. 25, no. 2, pp. 473–509, 2013.
- [96] R. Güti and H. Sompolinsky, “The tempotron: a neuron that learns spike timing-based decisions,” *Nature neuroscience*, vol. 9, no. 3, pp. 420–428, 2006.
- [97] S. Davies, F. Galluppi, A. D. Rast, and S. B. Furber, “A forecast-based STDP rule suitable for neuromorphic implementation,” *Neural Networks*, vol. 32, pp. 3–14, 2012.
- [98] R. V. Florian, “The chronotron: a neuron that learns to fire temporally precise spike patterns,” *PloS one*, vol. 7, no. 8, p. e40233, 2012.
- [99] J. D. Victor and K. P. Purpura, “Metric-space analysis of spike trains: theory, algorithms and application,” *Network: computation in neural systems*, vol. 8, no. 2, pp. 127–164, 1997.

- [100] D. Huh and T. J. Sejnowski, "Gradient descent for spiking neural networks," *arXiv preprint arXiv:1706.04698*, 2017.
- [101] J.-P. Pfister, T. Toyoizumi, D. Barber, and W. Gerstner, "Optimal spike-timing-dependent plasticity for precise action potential firing in supervised learning," *Neural computation*, vol. 18, no. 6, pp. 1318–1348, 2006.
- [102] J. Wang, A. Belatreche, L. Maguire, and T. M. McGinnity, "An online supervised learning method for spiking neural networks with adaptive structure," *Neurocomputing*, vol. 144, pp. 526–536, 2014.
- [103] A. Tavanaei and A. S. Maida, "A minimal spiking neural network to rapidly train and classify handwritten digits in binary and 10-digit tasks," *International journal of advanced research in artificial intelligence*, vol. 4, no. 7, pp. 1–8, 2015.
- [104] M. Mozafari, S. R. Kheradpisheh, T. Masquelier, A. Nowzari-Dalini, and M. Ganjtabesh, "First-spike based visual categorization using reward-modulated stdp," *arXiv preprint arXiv:1705.09132*, 2017.
- [105] I. Goodfellow, Y. Bengio, and A. Courville, *Deep learning*. MIT Press, 2016.
- [106] S. R. Kheradpisheh, M. Ghodrati, M. Ganjtabesh, and T. Masquelier, "Deep networks can resemble human feed-forward vision in invariant object recognition," *Scientific reports*, vol. 6, p. 32672, 2016.
- [107] —, "Humans and deep networks largely agree on which kinds of variation make object recognition harder," *Frontiers in computational neuroscience*, vol. 10, p. 92, 2016.
- [108] T. N. Sainath, A.-r. Mohamed, B. Kingsbury, and B. Ramabhadran, "Deep convolutional neural networks for LVCSR," in *Acoustics, speech and signal processing (ICASSP), 2013 IEEE international conference on*. IEEE, 2013, pp. 8614–8618.
- [109] P. Mamoshina, A. Vieira, E. Putin, and A. Zhavoronkov, "Applications of deep learning in biomedicine," *Molecular pharmaceutics*, vol. 13, no. 5, pp. 1445–1454, 2016.
- [110] T. Jo, J. Hou, J. Eickholt, and J. Cheng, "Improving protein fold recognition by deep learning networks," *Scientific reports*, vol. 5, p. 17573, 2015.
- [111] A. Tavanaei, A. S. Maida, A. Kaniyammattam, and R. Loganathanaraj, "Towards recognition of protein function based on its structure using deep convolutional networks," in *Bioinformatics and Biomedicine (BIBM), 2016 IEEE International Conference on*. IEEE, 2016, pp. 145–149.
- [112] G. E. Hinton, S. Osindero, and Y.-W. Teh, "A fast learning algorithm for deep belief nets," *Neural computation*, vol. 18, no. 7, pp. 1527–1554, 2006.
- [113] N. K. Kasabov, "Neucube: A spiking neural network architecture for mapping, learning and understanding of spatio-temporal brain data," *Neural Networks*, vol. 52, pp. 62–76, 2014.
- [114] A. Tavanaei, T. Masquelier, and A. S. Maida, "Acquisition of visual features through probabilistic spike timing dependent plasticity," in *Neural Networks (IJCNN), The 2016 International Joint Conference on*. IEEE, 2016, pp. 1–8.
- [115] S. G. Wysoski, L. Benuskova, and N. Kasabov, "Fast and adaptive network of spiking neurons for multi-view visual pattern recognition," *Neurocomputing*, vol. 71, no. 13, pp. 2563–2575, 2008.
- [116] M. Beyeler, N. D. Dutt, and J. L. Krichmar, "Categorization and decision-making in a neurobiologically plausible spiking network using a STDP-like learning rule," *Neural Networks*, vol. 48, pp. 109–124, 2013.
- [117] J. M. Brader, W. Senn, and S. Fusi, "Learning real-world stimuli in a neural network with spike-driven synaptic dynamics," *Neural computation*, vol. 19, no. 11, pp. 2881–2912, 2007.
- [118] C. Eliasmith, T. C. Stewart, X. Choo, T. Bekolay, T. DeWolf, Y. Tang, and D. Rasmussen, "A large-scale model of the functioning brain," *science*, vol. 338, no. 6111, pp. 1202–1205, 2012.
- [119] P. U. Diehl and M. Cook, "Unsupervised learning of digit recognition using spike-timing-dependent plasticity," *Frontiers in computational neuroscience*, vol. 9, 2015.
- [120] A. Morrison, A. Aertsen, and M. Diesmann, "Spike-timing-dependent plasticity in balanced random networks," *Neural computation*, vol. 19, no. 6, pp. 1437–1467, 2007.
- [121] J.-P. Pfister and W. Gerstner, "Triplets of spikes in a model of spike timing-dependent plasticity," *Journal of Neuroscience*, vol. 26, no. 38, pp. 9673–9682, 2006.
- [122] Y. LeCun, C. Cortes, and C. J. Burges, "The MNIST database," URL <http://yann.lecun.com/exdb/mnist>, 1998.
- [123] Y. Bengio, D.-H. Lee, J. Bornschein, T. Mesnard, and Z. Lin, "Towards biologically plausible deep learning," *arXiv preprint arXiv:1502.04156*, 2015.
- [124] G. Hinton, "How to do backpropagation in a brain," in *Invited talk at the NIPS2007 Deep Learning Workshop*, vol. 656, 2007.
- [125] Y. Bengio, T. Mesnard, A. Fischer, S. Zhang, and Y. Wu, "STDP-compatible approximation of backpropagation in an energy-based model," *Neural computation*, 2017.
- [126] P. O'Connor and M. Welling, "Deep spiking networks," *arXiv preprint arXiv:1602.08323*, 2016.
- [127] J. H. Lee, T. Delbruck, and M. Pfeiffer, "Training deep spiking neural networks using backpropagation," *Frontiers in Neuroscience*, vol. 10, 2016.
- [128] E. O. Neftci, C. Augustine, S. Paul, and G. Detorakis, "Event-driven random back-propagation: Enabling neuromorphic deep learning machines," *Frontiers in neuroscience*, vol. 11, p. 324, 2017.
- [129] D. Querlioz, O. Bichler, P. Dollfus, and C. Gamrat, "Immunity to device variations in a spiking neural network with memristive nanodevices," *IEEE Transactions on Nanotechnology*, vol. 12, no. 3, pp. 288–295, 2013.
- [130] P. U. Diehl, D. Neil, J. Binas, M. Cook, S.-C. Liu, and M. Pfeiffer, "Fast-classifying, high-accuracy spiking deep networks through weight and threshold balancing," in *Neural Networks (IJCNN), 2015 International Joint Conference on*. IEEE, 2015, pp. 1–8.
- [131] S. K. Esser, R. Appuswamy, P. Merolla, J. V. Arthur, and D. S. Modha, "Backpropagation for energy-efficient neuromorphic computing," in *Advances in Neural Information Processing Systems*, 2015, pp. 1117–1125.
- [132] B. Rückauer, Y. Hu, I.-A. Lungu, M. Pfeiffer, and S.-C. Liu, "Conversion of continuous-valued deep networks to efficient event-driven networks for image classification," *Frontiers in Neuroscience*, vol. 11, p. 682, 2017.
- [133] E. Stromatias, M. Soto, T. Serrano-Gotarredona, and B. Linares-Barranco, "An event-driven classifier for spiking neural networks fed with synthetic or dynamic vision sensor data," *Frontiers in neuroscience*, vol. 11, p. 350, 2017.
- [134] D. Neil, M. Pfeiffer, and S.-C. Liu, "Learning to be efficient: Algorithms for training low-latency, low-compute deep spiking neural networks," in *Proceedings of the 31st Annual ACM Symposium on Applied Computing*. ACM, 2016, pp. 293–298.
- [135] W. Rawat and Z. Wang, "Deep convolutional neural networks for image classification: A comprehensive review," *Neural Computation*, 2017.

- [136] M. Oquab, L. Bottou, I. Laptev, and J. Sivic, "Learning and transferring mid-level image representations using convolutional neural networks," in *Proceedings of the IEEE conference on computer vision and pattern recognition*, 2014, pp. 1717–1724.
- [137] K. Simonyan and A. Zisserman, "Very deep convolutional networks for large-scale image recognition," *arXiv preprint arXiv:1409.1556*, 2014.
- [138] O. Abdel-Hamid, A.-r. Mohamed, H. Jiang, and G. Penn, "Applying convolutional neural networks concepts to hybrid nn-hmm model for speech recognition," in *Acoustics, Speech and Signal Processing (ICASSP), 2012 IEEE International Conference on*. IEEE, 2012, pp. 4277–4280.
- [139] O. Abdel-Hamid, L. Deng, and D. Yu, "Exploring convolutional neural network structures and optimization techniques for speech recognition," in *Interspeech*, 2013, pp. 3366–3370.
- [140] H. Zeng, M. D. Edwards, G. Liu, and D. K. Gifford, "Convolutional neural network architectures for predicting DNA–protein binding," *Bioinformatics*, vol. 32, no. 12, pp. i121–i127, 2016.
- [141] D. Quang and X. Xie, "Danq: a hybrid convolutional and recurrent deep neural network for quantifying the function of DNA sequences," *Nucleic acids research*, vol. 44, no. 11, pp. e107–e107, 2016.
- [142] O. Ronneberger, P. Fischer, and T. Brox, "U-net: Convolutional networks for biomedical image segmentation," in *International Conference on Medical Image Computing and Computer-Assisted Intervention*. Springer, 2015, pp. 234–241.
- [143] Y. LeCun *et al.*, "Lenet-5, convolutional neural networks," URL: <http://yann.lecun.com/exdb/lenet>, 2015.
- [144] S. Marčelja, "Mathematical description of the responses of simple cortical cells," *JOSA*, vol. 70, no. 11, pp. 1297–1300, 1980.
- [145] D. H. Hubel and T. N. Wiesel, "Receptive fields of single neurones in the cat's striate cortex," *The Journal of physiology*, vol. 148, no. 3, pp. 574–591, 1959.
- [146] —, "Receptive fields, binocular interaction and functional architecture in the cat's visual cortex," *The Journal of physiology*, vol. 160, no. 1, pp. 106–154, 1962.
- [147] P. Földiák, "Forming sparse representations by local anti-hebbian learning," *Biological cybernetics*, vol. 64, no. 2, pp. 165–170, 1990.
- [148] B. A. Olshausen *et al.*, "Emergence of simple-cell receptive field properties by learning a sparse code for natural images," *Nature*, vol. 381, no. 6583, pp. 607–609, 1996.
- [149] A. J. Bell and T. J. Sejnowski, "The independent components of natural scenes are edge filters," *Vision research*, vol. 37, no. 23, pp. 3327–3338, 1997.
- [150] M. Rehn and F. T. Sommer, "A network that uses few active neurones to code visual input predicts the diverse shapes of cortical receptive fields," *Journal of computational neuroscience*, vol. 22, no. 2, pp. 135–146, 2007.
- [151] J. Zylberberg, J. T. Murphy, and M. R. DeWeese, "A sparse coding model with synaptically local plasticity and spiking neurons can account for the diverse shapes of V1 simple cell receptive fields," *PLoS Comput Biol*, vol. 7, no. 10, p. e1002250, 2011.
- [152] P. D. King, J. Zylberberg, and M. R. DeWeese, "Inhibitory interneurons decorrelate excitatory cells to drive sparse code formation in a spiking model of V1," *Journal of Neuroscience*, vol. 33, no. 13, pp. 5475–5485, 2013.
- [153] C. Savin, P. Joshi, and J. Triesch, "Independent component analysis in spiking neurons," *PLoS Comput Biol*, vol. 6, no. 4, p. e1000757, 2010.
- [154] K. S. Burbank, "Mirrored STDP implements autoencoder learning in a network of spiking neurons," *PLoS Comput Biol*, vol. 11, no. 12, p. e1004566, 2015.
- [155] B. Zhao, R. Ding, S. Chen, B. Linares-Barranco, and H. Tang, "Feedforward categorization on AER motion events using cortex-like features in a spiking neural network," *IEEE transactions on neural networks and learning systems*, vol. 26, no. 9, pp. 1963–1978, 2015.
- [156] S. R. Kheradpisheh, M. Ganjtabesh, S. J. Thorpe, and T. Masquelier, "StdP-based spiking deep convolutional neural networks for object recognition," *Neural Networks*, vol. 99, pp. 56–67, 2017.
- [157] A. Tavanaei and A. S. Maida, "Bio-inspired spiking convolutional neural network using layer-wise sparse coding and STDP learning," *arXiv preprint arXiv:1611.03000*, 2016.
- [158] —, "Multi-layer unsupervised learning in a spiking convolutional neural network," in *Neural Networks (IJCNN), 2017 International Joint Conference on*. IEEE, 2017, pp. 81–88.
- [159] P. Panda and K. Roy, "Unsupervised regenerative learning of hierarchical features in spiking deep networks for object recognition," in *International Conference on Neural Networks (IJCNN)*. IEEE, 2016, pp. 299–306.
- [160] N. Anwani and B. Rajendran, "Normad-normalized approximate descent based supervised learning rule for spiking neurons," in *2015 International Joint Conference on Neural Networks (IJCNN)*. IEEE, 2015, pp. 1–8.
- [161] Y. LeCun, L. Bottou, Y. Bengio, and P. Haffner, "Gradient-based learning applied to document recognition," *Proceedings of the IEEE*, vol. 86, no. 11, pp. 2278–2324, 1998.
- [162] E. Hunsberger and C. Eliasmith, "Spiking deep networks with lif neurons," *arXiv preprint arXiv:1510.08829*, 2015.
- [163] —, "Training spiking deep networks for neuromorphic hardware," *arXiv preprint arXiv:1611.05141*, 2016.
- [164] D. Neil and S.-C. Liu, "Effective sensor fusion with event-based sensors and deep network architectures," in *Circuits and Systems (ISCAS), 2016 IEEE International Symposium on*. IEEE, 2016, pp. 2282–2285.
- [165] G. Indiveri, F. Corradi, and N. Qiao, "Neuromorphic architectures for spiking deep neural networks," in *Electron Devices Meeting (IEDM), 2015 IEEE International*. IEEE, 2015, pp. 4–2.
- [166] D. Garbin, O. Bichler, E. Vianello, Q. Raffay, C. Gamrat, L. Perniola, G. Ghibaud, and B. DeSalvo, "Variability-tolerant convolutional neural network for pattern recognition applications based on oxram synapses," in *Electron Devices Meeting (IEDM), 2014 IEEE International*. IEEE, 2014, pp. 28–4.
- [167] S. K. Esser, P. A. Merolla, J. V. Arthur, A. S. Cassidy, R. Appuswamy, A. Andreopoulos, D. J. Berg, J. L. McKinstry, T. Melano, D. R. Barch *et al.*, "Convolutional networks for fast, energy-efficient neuromorphic computing," *Proceedings of the National Academy of Sciences*, p. 201604850, 2016.
- [168] Y. Cao, Y. Chen, and D. Khosla, "Spiking deep convolutional neural networks for energy-efficient object recognition," *International Journal of Computer Vision*, vol. 113, no. 1, pp. 54–66, 2015.
- [169] B. Rueckauer, I.-A. Lungu, Y. Hu, and M. Pfeiffer, "Theory and tools for the conversion of analog to spiking convolutional neural networks," *arXiv preprint arXiv:1612.04052*, 2016.
- [170] B. Rueckauer, Y. Hu, I.-A. Lungu, M. Pfeiffer, and S.-C. Liu, "Conversion of continuous-valued deep networks to efficient event-driven networks for image classification," *Frontiers in neuroscience*, vol. 11, p. 682, 2017.

- [171] M. A. Salama, A. E. Hassaniien, and A. A. Fahmy, "Deep belief network for clustering and classification of a continuous data," in *Signal Processing and Information Technology (ISSPIT), 2010 IEEE International Symposium on*. IEEE, 2010, pp. 473–477.
- [172] N. Le Roux and Y. Bengio, "Representational power of restricted boltzmann machines and deep belief networks," *Neural computation*, vol. 20, no. 6, pp. 1631–1649, 2008.
- [173] —, "Deep belief networks are compact universal approximators," *Neural computation*, vol. 22, no. 8, pp. 2192–2207, 2010.
- [174] H. Lee, C. Ekanadham, and A. Y. Ng, "Sparse deep belief net model for visual area V2," in *Advances in neural information processing systems*, 2008, pp. 873–880.
- [175] H. Lee, R. Grosse, R. Ranganath, and A. Y. Ng, "Unsupervised learning of hierarchical representations with convolutional deep belief networks," *Communications of the ACM*, vol. 54, no. 10, pp. 95–103, 2011.
- [176] A. Krizhevsky and G. Hinton, "Convolutional deep belief networks on CIFAR-10," *Unpublished manuscript*, vol. 40, 2010.
- [177] J. M. Susskind, G. E. Hinton, J. R. Movellan, and A. K. Anderson, "Generating facial expressions with deep belief nets," in *Affective Computing*. InTech, 2008.
- [178] W. K. Mleczko, T. Kapuściński, and R. K. Nowicki, "Rough deep belief network-application to incomplete handwritten digits pattern classification," in *International Conference on Information and Software Technologies*. Springer, 2015, pp. 400–411.
- [179] P. Liu, S. Han, Z. Meng, and Y. Tong, "Facial expression recognition via a boosted deep belief network," in *Proceedings of the IEEE Conference on Computer Vision and Pattern Recognition*, 2014, pp. 1805–1812.
- [180] H. Lee, P. Pham, Y. Largman, and A. Y. Ng, "Unsupervised feature learning for audio classification using convolutional deep belief networks," in *Advances in neural information processing systems*, 2009, pp. 1096–1104.
- [181] S. Kang, X. Qian, and H. Meng, "Multi-distribution deep belief network for speech synthesis," in *Acoustics, Speech and Signal Processing (ICASSP), 2013 IEEE International Conference on*. IEEE, 2013, pp. 8012–8016.
- [182] A.-r. Mohamed, G. Dahl, and G. Hinton, "Deep belief networks for phone recognition," in *Nips workshop on deep learning for speech recognition and related applications*, vol. 1, no. 9, 2009, p. 39.
- [183] P. Hamel and D. Eck, "Learning features from music audio with deep belief networks," in *ISMIR*, vol. 10. Utrecht, The Netherlands, 2010, pp. 339–344.
- [184] A.-r. Mohamed, G. E. Dahl, and G. Hinton, "Acoustic modeling using deep belief networks," *IEEE Transactions on Audio, Speech, and Language Processing*, vol. 20, no. 1, pp. 14–22, 2012.
- [185] T. Kuremoto, S. Kimura, K. Kobayashi, and M. Obayashi, "Time series forecasting using a deep belief network with restricted boltzmann machines," *Neurocomputing*, vol. 137, pp. 47–56, 2014.
- [186] E. Neftci, S. Das, B. Pedroni, K. Kreutz-Delgado, and G. Cauwenberghs, "Event-driven contrastive divergence for spiking neuromorphic systems," *Frontiers in Neuroscience*, vol. 8, 2014.
- [187] P. O'Connor, D. Neil, S.-C. Liu, T. Delbruck, and M. Pfeiffer, "Real-time classification and sensor fusion with a spiking deep belief network," *Frontiers in neuroscience*, vol. 7, 2013.
- [188] E. Stamatias, D. Neil, M. Pfeiffer, F. Galluppi, S. B. Furber, and S.-C. Liu, "Robustness of spiking deep belief networks to noise and reduced bit precision of neuro-inspired hardware platforms," *Frontiers in neuroscience*, vol. 9, 2015.
- [189] E. Stamatias, D. Neil, F. Galluppi, M. Pfeiffer, S.-C. Liu, and S. Furber, "Scalable energy-efficient, low-latency implementations of trained spiking deep belief networks on spinnaker," in *Neural Networks (IJCNN), 2015 International Joint Conference on*. IEEE, 2015, pp. 1–8.
- [190] P. Merolla, J. Arthur, F. Akopyan, N. Imam, R. Manohar, and D. S. Modha, "A digital neurosynaptic core using embedded crossbar memory with 45pj per spike in 45nm," in *Custom Integrated Circuits Conference (CICC), 2011 IEEE*. IEEE, 2011, pp. 1–4.
- [191] D. Neil and S.-C. Liu, "Minitaur, an event-driven FPGA-based spiking network accelerator," *IEEE Transactions on Very Large Scale Integration (VLSI) Systems*, vol. 22, no. 12, pp. 2621–2628, 2014.