

Multi-modal space structure: a new kind of latent correlation for multi-modal entity resolution

Qibin Zheng, Xingchun Diao, Jianjun Cao, Xiaolei Zhou, Yi Liu, and Hongmei Li

Abstract—Multi-modal data is becoming more common than before because of big data issues. Finding the semantically equal or similar objects from different data sources (called entity resolution) is one of the heart problem of multi-modal task. Current models for solving this problem usually needs much paired data to find the latent correlation between multi-modal data, which is of high cost. A new kind latent correlation is proposed in this article. With the correlation, multi-modal objects can be uniformly represented in a commonly shared space. A classifying based model is designed for multi-modal entity resolution task. With the proposed method, the demand of training data can be decreased much.

Index Terms—multi-modal data, entity resolution, space structure, inter-modal similarity.

I. INTRODUCTION

RECENT years have witnessed a surge of interest in jointly analysing of multi-modal data such as text, image, audio and video. Different types of data from various heterogeneous sources are usually employed together to provide a comprehensive view of an entity. Unfortunately, the lack of global id between data from different sources caused great difficulty for cross-modal analysis of these data.

Although the representation of multi-modal data are heterogeneous, they may share the same semantics, and have rich latent correlations[1], which provides the possibility of cross-modal coreference analysis.

Canonical correlation analysis(CCA) is widely used for cross-modal analysis. By maximizing the correlation between two heterogeneous data, CCA learns d-dimensional subspaces of two modality data[4]. Rasiwasia et al. proposed a well known cross-modal model based on CCA[3]. This model took the learnt subspaces as a commonly shared space for multi-modal data, then mapped them into the space with linear projection. As model above, most multi-modal representation learning models presume that there exist a linear or non-linear projection between multi-modal data. Then the multi-modal representation issue comes down to two fundamental problems: how to build a shared space, and how to map data into it[1]. To learn a good representation space of multi-modal data, most of these methods require plenty of paired training data, and leads to high labeling cost[5].

State-of-the-art methods mainly utilize inter-modal information contained in the training data, while latent intro-modal

correlation is also significant for multi-modal data coreference resolution. To matching users in heterogeneous social network, the relation information was used to measure the similarity between them[8][9][10]. Relationship-Based Data Cleaning(RelDC) is a principled, domain-independent framework that exploits the entity-relationship of the dataset, which relies upon the observation that many real-world datasets contain not only information about entities but also relationships among them[7]. However, explicit object-to-object relationship (like social relation) are not available in most cases. Fortunately, we found if the objects of different modality are semantically equivalent, the similarity structure (i.e. the similarities to other objects) in respective modality are similar to some extent. As Fig. 1 shows, the similarity structure of original dataset (randomly generated by the Gaussian distribution) are similar to that of other two projection spaces. It give us the possibility of cross-modal entity resolution with the intro-modal similarity structure.

In this paper, we proposed a uniform representation scheme of multi-modal data for entity resolution based on the intro-modal similarity structure. Different from the correlations that the existing methods mean to learn, this relationships between modalities naturally exist in many case, which is more explainable and easier to obtain. With a commonly shared reference set (a set of paired cross-modal entities), the similarity structure of each modality can be associated. And we proved that a small reference set is enough to build the shared space maintaining intro-modal and inter-modal similarity, which significantly reduced the need of paired data.

The main contribution of this paper are listed as follows.

1) We investigate a new kind of latent correlation between the multi-modal data — intro-modal similarity structure, and employ it to find semantically equivalent multi-modal objects. More specifically, a commonly shared space is built to uniformly represent multi-modal data, in which the similarity between cross-modal objects can be computed directly. Compared to state-of-the-art methods, the proposed method need much less training data and achieve the satisfying precision.

2) To better representing multi-modal data, we utilize a sampling based method to chose a proper reference set for building the space structure.

3) For more accurately resolving the coreference relation, a classifying modal is designed. And random undersampling is employed for unbalance issue of training data.

The remainder of this paper is organized as follows. We briefly review the related work on entity resolution of multi-modal in section II. Then the space structure based representation scheme in [30] is introduced in section III. And we

Q Zheng, X Diao, Y Liu and H Li are with Institute of Command and Control Engineering, Army Engineering University of PLA, Nanjing, China. E-mail: zqb1990@hotmail.com

J Cao and X Zhou is with Nanjing Telecommunication Technology Institute, Nanjing, China. E-mail: jianjuncao@yeah.net

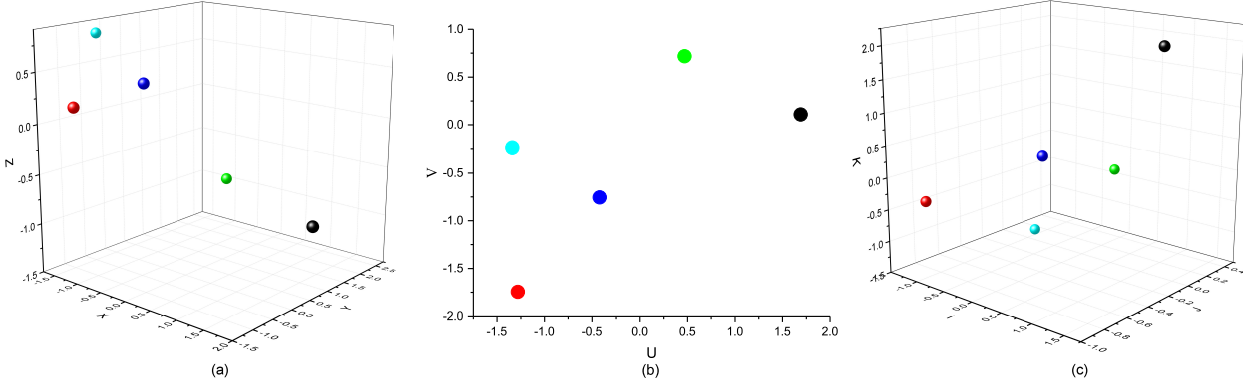


Fig. 1: (a) shows the distribution of five objects in a 3-dimensional Euclidean space, (b) and (c) are the distribution of them in two different projection space. The distances between pairs of objects are similar in different representation space.

propose and proved the correlation between space structure in section IV. Finally, with the correlation, we employ a classifying modal on multi-modal entity resolution.

II. RELATED WORK

To uniformly represent the data of different modality, most of the existing approach tries to build a commonly shared space where the similarity between heterogeneous object can be measured with general distance metrics[1].

The methods of building the shard space can be divided into three types:

A. CCA-Based Methods

To the best of our knowledge, the first well-known cross-modal correlating model may be the CCA based model proposed by Hardoon et. al[2]. It learnt a linear projection to maximize the correlation between the representation of different modality in the projected space. Inspired by this work, many CCA based models are designed for cross-modal analyzing[3][14][13][15]. Rasiwasia et al. utilized CCA to learn two maximally correlated subspaces, and multiclass logistic regression was performed within them to produce the semantic spaces respectively. Mroueh et al. proposed a Struncated-SVD based algorithms to compute the full regularization path of CCA for multi-modal retrieval efficiently[13]. Wang et al. developed a new hypergraph-based Canonical Correlation Analysis(HCCA) to project low-level features into a shard space where intra-pair and inter-pair correlation be maintained simultaneously[15]. Heterogeneous high-order relationship was used to discover the structure of cross-modal data.

B. Deep Learning Methods

Due to the strong learning ability of deep neural network, many deep model have been proposed for multi-modal analysis, such as[16][17][18][19][20][21]. Ngiam et al. presented an auto-encoder model to learn joint representations for speech audios and videos of the lip movements[16]. Srivastava and Salakhutdinov employed restricted Boltzmann machine to learn a shared space between data of different

modalities[17]. Frome et al. proposed a deep visual-semantic embedding(DeViSE) model to identify the visual objects using the information from labeled image and unannotated text[19]. Andrew et al. introduced Deep Canonical Correlation Analysis to learn such nonlinear mapping between two views of data that the corresponding objects are linearly related in the representation space[18]. Jiang et al. proposed a real time Internet cross-media retrieval method, in which deep learning was employed for feature extraction and distance detection[20]. Due to the powerful representing ability of the convolutional neural network visual feature, Wei et al. employed it coupled with a deep semantic matching method for cross-modal retrieval[21].

C. Topic Model Methods

Topic model is also helpful for uniform representing of multi-modal data, assuming that objects of different modality share some latent topics. Latent Dirichlet Allocation(LDA) based methods establish the shared space through the joint distribution of multi-modal data and the conditional relation between them[22][23]. Roller and Walde integrated visual features into LDA, and presented a multi-modal LDA model to learn joint representations for textual and visual data[23]. Wang et al. proposed multimodal mutual topic reinforce model(M^3R) to discover mutual consistent topics[24].

D. Hashing-Based Methods

For the rapid growth of data volume, the cost of finding nearest neighbor cannot be dismissed. Hashing is a scalable method for finding nearest neighbors approximately[25]. It projects data into Hamming space, where the neighbor search can be performed efficiently. To improve the efficient of finding similar multi-modal objects, many cross-modal hashing methods have been proposed[25][26][27][12][28]. Kumar and Udupa proposed a cross view hashing method to generate such hash codes that minimized the distance in Hamming space between similar objects and maximized that between dissimilar ones[26]. Zhen et al. used a co-regularization framework to generate such binary code that the hash codes from different

modality were consistent[27]. Ou et al. constructed a Hamming space for each modality and build the mapping between them with logistic regression[12]. Wu et al. proposed a sparse multi-modal hashing method for cross-modal retrieval[28].

Besides these methods above, there still are other models proposed for multi-modal problems. Chen et al. employed voxel-based multi-modal partial least square(PLS) to analyze the correlations between FDG PET glucose uptake-MRI gray matter volume scores and apolipoprotein E epsilon 4 gene dose in cognitively normal adults[29].

Although these methods have achieved great success in cross-modal data analysis, they all have limitations. While most of CCA-based and hashing-based methods perform well on finding linear correlation of multi-modal data, it is hard for them to capture more complex non-linear correlation. Besides, inner-modal relationships are neglected in CCA-based methods. To achieve high accuracy, deep learning approach need plenty of paired data for training, which are costly to acquire[5].

III. SPACE STRUCTURE BASED REPRESENTATION SCHEME OF MULTI-MODAL DATA

Although multi-modal data are highly heterogeneous, most of them are represented in either Euclidean space(like image data) or Hamming space(like text data). In this section we employ the space structure proposed in[30] for the intro-modal representations of these two common types of data.

For better clustering results, Qian et al. proposed a space structure based representation scheme of categorical data[30]. With space structure, a categorical object o_i is represented as $o_i = \{p_{i1}, p_{i2}, \dots, p_{ij}, \dots, p_{in}\}$, where p_{ij} is the similarity between o_i and o_j , n is the number of the categorical dataset O . Qian et al. utilized all the members in the dataset as a reference system to re-represent categorical data, however, it is unnecessary and inefficient to do so in Euclidean space and Hamming space. In an Euclidean space, objects are represented as the distance between them and the coordinate axes (as Fig. 2 (a)). However, they can also be positioned by the Euclidean distance between them and some giving points(called reference points). In Fig. 2 (b), the position of red points can be determined by the distance between them and the black ones. In fact, $m+1$ non-collinear objects as reference points are enough to position a m -dimensional object in Euclidean space. Having a dataset X in Euclidean space, and a reference point set $R_X = \{r_{x1}, r_{x2}, \dots, r_{xj}, \dots, r_{xk}\} \subset X$ ($m+1 \leq k = |R_X| \ll |X|$), x_i can be represented as $x_i^* = (x_{i1}^*, x_{i2}^*, \dots, x_{ij}^*, \dots, x_{ik}^*)$ (see TABLE I)

TABLE I: Space Structure Based Representation of X

X	r_1	r_2	\dots	r_k
x_1^*	x_{11}^*	x_{12}^*	\dots	x_{1k}^*
x_2^*	x_{21}^*	x_{22}^*	\dots	x_{2k}^*
\vdots	\vdots	\vdots	\ddots	\vdots
x_n^*	x_{n1}^*	x_{n2}^*	\dots	x_{nk}^*

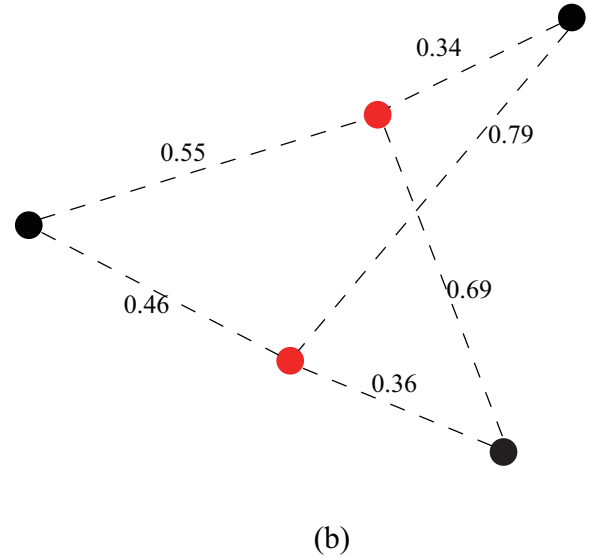
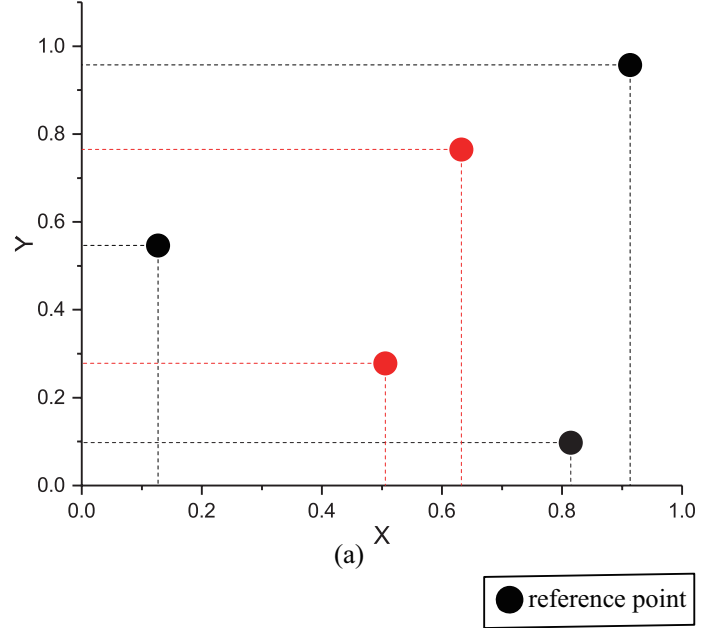


Fig. 2: the position of five points in (a) can be described by the distances to the reference points as in (b)

where

$$x_{ij}^* = \sqrt{\sum_{l=1}^m (x_{il} - x_{jl})^2} \quad (1)$$

In a Hamming space, objects are represented as a binary vector, which can also be represented by the Hamming distance between them and reference points. For a m -dimensional object, m disparate objects as reference points are enough either.

A proper reference set R should reflect the distribution of the dataset, then we can select R by random sampling or stratified ampling.

With the representation scheme, the distance between categorical objects can be directly measured with Euclidean

distance and cosine distance[30]. It is easy to prove that the Euclidean distance and cosine distance over the new representation scheme are consistent with that in the original space, i.e., the representation scheme reflects the intro-modal similarity relationship well.

IV. INTER-MODAL CORRELATION OF SPACE STRUCTURE AND UNIFORM REPRESENTATION OF MULTI-MODAL DATA

Although the feature spaces of multi-modal data are usually highly heterogeneous, they may share some latent characteristics. The representation scheme in previous section can remain the intro-modal similarity relationships. In this section, we prove that there exists a new kind of correlation between multi-modal data over this representation scheme, and employed it for finding semantically equal multi-modal objects.

Giving two datasets $X = \{x_1, x_2, \dots, x_n\} \in \mathbb{R}^{n \times d}$ and $Y = \{y_1, y_2, \dots, y_m\} \in \mathbb{R}^{m \times e}$ from two modalities \mathcal{X} and \mathcal{Y} . There exist a coreference relation between X and Y , i.e., $\exists (x_i, y_j) \in X \times Y$ (x_i and y_j refers a same entity). For simplicity, we assume the coreference relation is bijective.

As discussed in section II-A, CCA based methods aims to discover the linear correlation between multi-modal data. Start from this, we assume that X and Y are linearly correlated firstly(as in Equation (2)).

$$Y = XM \quad (2)$$

where $M \in \mathbb{R}^{d \times e}$ is a projection matrix. Let $S_X(i, j)$ be the similarity of x_i and x_j , $S_Y(i, j)$ be the similarity of y_i and y_j . Then we have

Theorem 1. *If multi-modal data X and Y are linearly correlated as in Equation (2), there exists a positive correlation between $S_X(i, j)$ and $S_Y(i, j)$ ($i, j = 1, 2, \dots, n$).*

Proof. For simplicity, we assume all $x_{i,l}$ ($i = 1, 2, \dots, n$ and $l = 1, 2, \dots, d$) subject to a standard normal distribution $N(0, 1)$ and are independent to each other. The inner product in Equation(3) and (4) are utilized to compute the similarity matrix $S_X(i, j)$ and $S_Y(i, j)$.

$$S_X(i, j) = x_i x_j^T \quad (3)$$

$$S_Y(i, j) = y_i y_j^T = x_i M M^T x_j^T \quad (4)$$

$M M^T$ is symmetric, then it can be diagonalized as

$$S_Y(i, j) = y_i y_j^T = x_i P A P^T x_j^T \quad (5)$$

The Pearson correlation coefficient between $S_X(i, j)$ and $S_Y(i, j)$ is

$$\rho_{S_X S_Y} = \frac{\text{Cov}(S_X(i, j), S_Y(i, j))}{\sqrt{D(S_X(i, j)) \cdot D(S_Y(i, j))}} \quad (6)$$

In Equation(6), the variance of $S_X(i, j)$ and $S_Y(i, j)$ is as in Equation (7) and (8).

$$\begin{aligned} D(S_X(i, j)) &= D(x_i x_j^T) \\ &= D\left(\sum_{\varphi=1}^d x_{i\varphi} x_{j\varphi}\right) \\ &= \sum_{\varphi=1}^d D(x_{i\varphi} x_{j\varphi}) = d \end{aligned} \quad (7)$$

$$\begin{aligned} D(S_Y(i, j)) &= D(y_i y_j^T) \\ &= D(x_i P A P^T x_j^T) \\ &= D\left(\sum_{\gamma=1}^d \lambda_{\gamma} (x_i p_{\gamma}^T) (x_j p_{\gamma}^T)\right) \\ &= D\left(\sum_{\mu=1, \nu=1}^d x_{i\mu} x_{j\nu} \sum_{\gamma=1}^d \lambda_{\gamma} p_{\gamma\mu}^T p_{\gamma\nu}^T\right) \end{aligned} \quad (8)$$

Since

$$\begin{aligned} \text{Cov}(x_{i\mu} x_{j\nu}, x_{iu} x_{jv}) &= E(x_{i\mu} x_{j\nu} x_{iu} x_{jv}) - \\ &\quad E(x_{i\mu} x_{j\nu}) E(x_{iu} x_{jv}) \\ &= E(x_{i\mu} x_{iu}) E(x_{j\nu} x_{jv}) \\ &= 0 \end{aligned} \quad (9)$$

$x_{i\mu} x_{j\nu}$ and $x_{iu} x_{jv}$ are dependent with each other if $\mu \neq u$ or $\nu \neq v$, then

$$\begin{aligned} D(S_Y(i, j)) &= \sum_{\mu=1, \nu=1}^d \left(\sum_{\gamma=1}^d \lambda_{\gamma} p_{\gamma\mu}^T p_{\gamma\nu}^T\right)^2 D(x_{iu} x_{jv}) \\ &= \sum_{\mu=1, \nu=1}^d \left(\sum_{\gamma=1}^d \lambda_{\gamma} p_{\gamma\mu}^T p_{\gamma\nu}^T\right)^2 \end{aligned} \quad (10)$$

The covariance of $S_X(i, j)$ and $S_Y(i, j)$ is as in Equation (11)

$$\begin{aligned} \text{Cov}(S_X(i, j), S_Y(i, j)) &= \text{Cov}(x_i x_j^T, x_i P A P^T x_j^T) \\ &= \text{Cov}\left(x_i x_j^T, \sum_{\gamma=1}^d \lambda_{\gamma} (x_i p_{\gamma}^T) (x_j p_{\gamma}^T)\right) \\ &= \sum_{\gamma=1}^d \lambda_{\gamma} \text{Cov}(x_i x_j^T, (x_i p_{\gamma}^T) (x_j p_{\gamma}^T)) \\ &= \sum_{\gamma=1}^d \lambda_{\gamma} \text{Cov}\left(\sum_{\varphi=1}^d x_{i\varphi} x_{j\varphi}, \sum_{\mu=1, \nu=1}^d p_{\gamma\mu}^T p_{\gamma\nu}^T x_{i\mu} x_{j\nu}\right) \end{aligned} \quad (11)$$

Since $x_{i,l}$ is independent of each other, then

$$\text{Cov}\left(\sum_{\varphi=1}^d x_{i\varphi} x_{j\varphi}, \sum_{\mu \neq \nu} p_{\gamma\mu}^T p_{\gamma\nu}^T x_{i\mu} x_{j\nu}\right) = 0 \quad (12)$$

then we have,

$$\begin{aligned} \text{Cov}\left(\sum_{\varphi=1}^d x_{i\varphi} x_{j\varphi}, \sum_{\mu=1, \nu=1}^d p_{\gamma\mu}^T p_{\gamma\nu}^T x_{i\mu} x_{j\nu}\right) \\ = \sum_{\varphi=1}^d (p_{\gamma\varphi}^T)^2 \text{Cov}(x_{i\varphi} x_{j\varphi}, x_{i\varphi} x_{j\varphi}) = \sum_{\varphi=1}^d (p_{\gamma\varphi}^T)^2 \end{aligned} \quad (13)$$

Finally,

$$\text{Cov}(S_X(i, j), S_Y(i, j)) = \sum_{\gamma=1}^d \lambda_{\gamma} \sum_{\varphi=1}^d (p_{\gamma\varphi}^T)^2 \quad (14)$$

From Equation (6), (7), (8) and (14), the correlation coefficient is

$$\rho_{S_X S_Y} = \frac{\sum_{\gamma=1}^d \lambda_{\gamma} \sum_{\varphi=1}^d (p_{\gamma\varphi}^T)^2}{\sqrt{d \sum_{\mu=1, \nu=1}^d \left(\sum_{\gamma=1}^d \lambda_{\gamma} p_{\gamma\mu}^T p_{\gamma\nu}^T\right)^2}} \quad (15)$$

Since MM^T is a non-negative symmetric matrix, we have Equation(16) unless it is a zero matrix either, which is unreasonable obviously.

$$\sum_{\gamma=1}^d \lambda_{\gamma} = \sum_{\gamma=1}^d m_{\gamma\gamma} > 0 \quad (16)$$

In Equation(16), $mm_{\gamma\gamma}$ refer to the the principal diagonal elements of MM^T . In conclusion, there exist a positive correlation between $S_X(i, j)$ and $S_Y(i, j)$. \square

In Theorem 1 we assume that the X is linearly correlated to Y , however, if the correlation is nonlinear the conclusion also hold. Similar to [34], we define a nonlinear mapping as in Equation (17)

$$Y = \sigma(XM + B) \quad (17)$$

where M is also a linear projection matrix, B is a bias matrix, σ is specified as a Sigmoid function. The correlation between S_X S_Y is similar to that in 1

Theorem 2. *If multi-modal data X and Y are linearly correlated as in Equation (17), there exists a positive correlation between $S_X(i, j)$ and $S_Y(i, j)$ ($i, j = 1, 2, \dots, n$).*

Proof. Since XX^T and $XMM^T X^T$ are correlated, and σ is a monotonic increasing function, it is clear that there is a positive correlation between XX^T and YY^T . \square

Theorem 1 and Theorem 2 shows that whether X and Y are linearly or nonlinearly correlated to each other, a correlation can be seen between S_X and S_Y . The correlation would be used for coreference entity resolution as follow. Giving a pair of matched multi-modal objects from modalities X and Y (denoted as (r_{xi}, r_{yi}) , for any single object $x_{\mu} \in X$, $y^{x_{\mu}+}$ refers the object that semantically equals to x_{μ} and $y^{x_{\mu}-}$ refers the one does not, then

$$d(x_{\mu} r_{xi}^T, y^{x_{\mu}+} r_{yi}^T) < d(x_{\mu} r_{xi}^T, y^{x_{\mu}-} r_{yi}^T) \quad (18)$$

In Equation(18), d is a kind of normalized distance metric that can eliminate the scale difference between S_X and S_Y . For simplicity, in this paper, S_X and S_Y are normalized firstly, then the distance d can be measured directly.

(r_{xi}, r_{yi}) is called a pair of reference point, with a set of reference point pairs $R_{XY} = \{(r_{x1}, r_{y1}), (r_{x2}, r_{y2}), \dots, (r_{xl}, r_{yl})\}$, $l > \max\{\dim(X), \dim(Y)\}$ (\dim is the minimum requirement of reference points size discussed in section III), X and Y can be re-represented as $X^* = \{x_1^*, x_2^*, \dots, x_l^*, \dots, x_l^*\}$ and $Y^* = \{y_1^*, y_2^*, \dots, y_l^*, \dots, y_l^*\}$. For objects in euclidean space, x_{ij}^* and y_{ij}^* can be defined as Equation (19) and (20).

$$x_{ij}^* = x_{ij} r_{jx}^T \quad (19)$$

$$y_{ij}^* = y_{ij} r_{jy}^T \quad (20)$$

Been re-represented as above, X^* and Y^* can keep both the intro-modal similarity relation in each modality and inter-modal similarity relation between X and Y . Then the distance between x_i^* and y_j^* can reflect the semantic distance between x_i and y_j .

V. ENTITY RESOLUTION WITH UNIFORM REPRESENTATION

Although based on the uniform representation scheme in section IV we can find semantically multi-modal objects by computing the distance between x_i^* and y_j^* , it is hard to finding a proper normalized distance metric in most case. In this section, we would employ a binary classifier for cross-modal entity resolution rather than directly computing distance.

Entity resolution can be treated as a binary classification problem: giving a pair of homogeneous objects (x_i, x_j) , taking the dissimilarities between x_i and x_j on all features as the input, the classifier would make a decision whether x_i and x_j refer to the same entity.

With the proposed representation scheme, the heterogeneous multi-modal data X and Y are re-represented as X^* and Y^* . Because the corresponding features have the same meaning, the binary classification entity resolution model also applies to multi-modal data.

However, there are large difference in scale between the dissimilarities of different modalities. Normalization is necessary before comparing the feature dissimilarity. In this article, Z-score normalization is used for eliminate the scale effect of between X^* and Y^* (see Equation (21)).

$$z = \frac{x_{ij}^* - \mu}{\sigma} \quad (21)$$

To decision whether a pair of multi-modal objects refer to the same entity or not, Support Vector Machine(SVM) with a Gaussian kernel is employed as the binary classifier. The paired reference points set R_{XY} can be utilized to generate a training set $T = \{(x_i^*, y_j^*, L(x_i^*, y_j^*)) | x_i^* \in \text{dom}(R_{XY}), y_j^* \in \text{ran}(R_{XY}), L(x_i^*, y_j^*) \in \{0, 1\}\}$, where $\text{dom}(R_{XY})$ is the domain of R_{XY} and $\text{ran}(R_{XY})$ is the range of R_{XY} . The class label $L(x_i^*, y_j^*)$ means whether x_i^*, y_j^* refers to the same entity.

$$L(x_i^*, y_j^*) = \begin{cases} 1, & \text{if } (x_i^*, y_j^*) \in R \\ 0, & \text{if } (x_i^*, y_j^*) \notin R \end{cases} \quad (22)$$

It should be noticed that the training data are unbalanced, i.e., the negative samples are much more than positive samples. The unbalance of training data may waken the classification ability for minority class. Undersampling and oversampling are two common strategies for unbalance issues[31]. For simplicity, random undersampling is employed to eliminate the influence of unbalance in this article.

VI. CONCLUSION

We have demonstrated the possibility of utilizing intro-modal space structure to eliminate the gap between multi-modal data. More specifically, we proved that the semantically equal cross-modal objects have similar space structure, and employ this kind of correlation for multi-modal entity resolution. Comparing with other methods, much fewer paired data for training is needed to capture the correlation between cross-modal data.

In future research, we would test the proposed methods on real world datasets, and design a more fine-grained modal to utilize the correlation for multi-modal data issues.

REFERENCES

- [1] Y. X. Peng, W. W. Zhu, Y. Zhao, X. U. Chang-Sheng, Q. M. Huang, L. U. Han-Qing, Q. H. Zheng, T. J. Huang, and W. Gao, Cross-media analysis and reasoning: advances and directions, *Frontiers of Information Technology & Electronic Engineering*, vol. 18, no. 1, pp. 44-57, 2017.
- [2] D. R. Hardoon, S. Szedmak, and J. Shawetaylor, Canonical Correlation Analysis: An Overview with Application to Learning Methods, *Neural Computation*, vol. 16, no. 12, pp. 2639-2664, 2004.
- [3] N. Rasiwasia, J. C. Pereira, E. Coviello, G. Doyle, G. R. G. Lanckriet, R. Levy, and N. Vasconcelos, A new approach to cross-modal multimedia retrieval,” pp. 251-260.
- [4] H. Hotelling, Relations Between Two Sets of Variates, *Biometrika*, vol. 28, pp. 321-377, 1936.
- [5] N. Gao, S.-J. Huang, Y. Yan, and S. Chen, Cross modal similarity learning with active queries, *Pattern Recognition*, vol. 75, pp. 214-222, 2018.
- [6] X. Zhai, Y. Peng, and J. Xiao, Cross-modality correlation propagation for cross-media retrieval, vol. 22, no. 10, pp. 2337-2340, 2012.
- [7] D. V. Kalashnikov, Domain-independent data cleaning via analysis of entity-relationship graph, *Acm Transactions on Database Systems*, vol. 31, pp. 716-767, 2006.
- [8] R. Michalski, S. Palus, and P. Kazienko, Matching Organizational Structure and Social Network Extracted from Email Communication, *Business Information Systems, Lecture Notes in Business Information Processing W. Abramowicz, ed.*, pp. 197-206, Berlin: Springer-Verlag Berlin, 2011.
- [9] O. Peled, M. Fire, L. Rokach, Y. Elovici, I. C. Soc, S. Acad, and Engn, Entity Matching in Online Social Networks, Los Alamitos: Ieee Computer Soc, 2013.
- [10] N. H. Long, and J. J. Jung, Privacy-Aware Framework for Matching Online Social Identities in Multiple Social Networking Services, *Cybernetics and Systems*, vol. 46, no. 1-2, pp. 69-83, Feb, 2015.
- [11] Y. Qian, F. Li, J. Liang, B. Liu, and C. Dang, Space Structure and Clustering of Categorical Data, *IEEE Transactions on Neural Networks & Learning Systems*, vol. 27, no. 10, pp. 2047, 2016.
- [12] M. Ou, P. Cui, F. Wang, J. Wang, W. Zhu, and S. Yang, Comparing apples to oranges: a scalable solution with heterogeneous hashing, in *ACM SIGKDD International Conference on Knowledge Discovery and Data Mining*, 2013, pp. 230-238.
- [13] Y. Mroueh, E. Marcheret, and V. Goel, Multimodal Retrieval With Asymmetrically Weighted Truncated-SVD Canonical Correlation Analysis, *Computer Science*, 2015.
- [14] A. Sharma, A. Kumar, H. Daume and D. W. Jacobs, Generalized Multiview Analysis: A discriminative latent space, *IEEE Conference on Computer Vision and Pattern Recognition*, 2012, pp. 2160-2167.
- [15] L. Wang, W. Sun, Z. Zhao, and F. Su, Modeling intra- and inter-pair correlation via heterogeneous high-order preserving for cross-modal retrieval, *Signal Processing*, vol. 131, pp. 249-260, 2017.
- [16] J. Ngiam, A. Khosla, M. Kim, J. Nam, H. Lee, and A. Y. Ng, Multimodal Deep Learning, in *International Conference on Machine Learning, ICML 2011, Bellevue, Washington, Usa, June 28 - July, 2012*, pp. 689-696.
- [17] N. Srivastava and R. Salakhutdinov, Multimodal learning with Deep Boltzmann Machines, in *International Conference on Neural Information Processing Systems*, 2012, pp. 2222-2230.
- [18] G. Andrew, R. Arora, J. A. Bilmes, and K. Livescu, Deep Canonical Correlation Analysis, in *International Conference on Machine Learning, ICML 2013*, pp. 1247-1255.
- [19] A. Frome, G. S. Corrado, J. Shlens, S. Bengio, J. Dean, M. Ranzato, et al., DeViSE: A Deep Visual-Semantic Embedding Model, in *neural information processing systems*, 2013, pp. 2121-2129.
- [20] B. Jiang, J. Yang, Z. Lv, K. Tian, Q. Meng, and Y. Yan, Internet cross-media retrieval based on deep learning, *Journal of Visual Communication and Image Representation*, vol. 48, pp. 356-366, 2017/10/01/ 2017.
- [21] Y. Wei, Y. Zhao, C. Lu, S. Wei, L. Liu, Z. Zhu, and S. Yan, Cross-Modal Retrieval With CNN Visual Features: A New Baseline, *IEEE Transactions on Systems, Man, and Cybernetics*, vol. 47, pp. 449-460, 2017.
- [22] Y. Jia, M. Salzmann, and T. Darrell, Learning cross-modality similarity for multinomial data, in *International Conference on Computer Vision*, 2011, pp. 2407-2414.
- [23] S. Roller and S. S. I. Walde, A Multimodal LDA Model integrating Textual, Cognitive and Visual Modalities, in *empirical methods in natural language processing*, 2013, pp. 1146-1157.
- [24] Y. Wang, F. Wu, J. Song, X. Li, and Y. Zhuang, Multi-modal Mutual Topic Reinforce Modeling for Cross-media Retrieval, presented at the *Proceedings of the 22nd ACM international conference on Multimedia*, Orlando, Florida, USA, 2014.
- [25] J. Wang, S. Kumar, and S.-F. Chang, Sequential projection learning for hashing with compact codes, in *International Conference on Machine Learning, ICML 2010*, pages 1127-1134, 2010.
- [26] S. Kumar and R. Udupa, Learning hash functions for cross-view similarity search, in *International Joint Conference on Artificial Intelligence*, 2011, pp. 1360-1365.
- [27] Y. Zhen and D. Yeung, Co-Regularized Hashing for multimodal data, in *International Conference on Neural Information Processing Systems*, 2012, pp. 1376-1384.
- [28] F. Wu, Y. Zhou, Y. Yang, S. Tang, Y. Zhang, and Y. Zhuang, Sparse Multi-Modal Hashing, *IEEE Transactions on Multimedia*, vol. 16, pp. 427-439, 2014.
- [29] K. W. Chen, N. Ayutyanont, J. B. S. Langbaum, A. S. Fleisher, C. Reschke, W. Lee, et al., "Correlations between FDG PET glucose uptake-MRI gray matter volume scores and apolipoprotein E epsilon 4 gene dose in cognitively normal adults: A cross-validation study using voxel-based multi-modal partial least squares," *Neuroimage*, vol. 60, pp. 2316-2322, May 2012.
- [30] Y. Qian, F. Li, J. Liang, B. Liu, and C. Dang, "Space Structure and Clustering of Categorical Data," *IEEE Transactions on Neural Networks & Learning Systems*, vol. 27, p. 2047, 2016.
- [31] H. He and E. A. Garcia, "Learning from Imbalanced Data," *IEEE Transactions on Knowledge and Data Engineering*, vol. 21, pp. 1263-1284, 2009.
- [32] J. Krapac, M. Allan, J. Verbeek, and F. Jurie, "Improving web image search results using query-relative classifiers," in *Computer Vision and Pattern Recognition*, 2010, pp. 1094-1101.
- [33] T. S. Chua, J. Tang, R. Hong, H. Li, Z. Luo, and Y. Zheng, "NUS-WIDE: a real-world web image database from National University of Singapore," in *ACM International Conference on Image and Video Retrieval*, 2009, p. 48.
- [34] M. Luo, X. Chang, Z. Li, L. Nie, A. G. Hauptmann, and Q. Zheng, "Simple to Complex Cross-modal Learning to Rank," *Computer Vision & Image Understanding*, 2017.