

Right Answer for the Wrong Reason: Discovery and Mitigation

Shi Feng[†] Eric Wallace[†] Mohit Iyyer^{*} Pedro Rodriguez[†]

Alvin Grissom II^{*} Jordan Boyd-Graber¹

[†]University of Maryland ^{*}UMass Amherst ^{*}Ursinus College
 {shifeng, ewallac2, entilzha, jbg}@umiacs.umd.edu
 miyyer@cs.umass.edu, agrissom@ursinus.edu

Abstract

Exposing the weaknesses of neural models is crucial for improving their performance and robustness in real-world applications. One common approach is to examine how input perturbations affect the output. Our analysis takes this to an extreme on natural language processing tasks by removing as many words as possible from the input without changing the model prediction. For question answering and natural language inference, this often reduces the inputs to just one or two words, while model confidence remains largely unchanged. This is an undesirable behavior: the model gets the **Right Answer** for the **Wrong Reason** (RAWR). We introduce a simple training technique that mitigates this problem while maintaining performance on regular examples.

1 Introduction

Despite the ubiquity of neural models in natural language processing, they remain inscrutable to both researchers and end users (Doshi-Velez and Kim, 2017). We can improve trust in these models by identifying conditions in which they behave unreasonably and devising methods to make them more robust under these conditions (Kurakin et al., 2016; Ettinger et al., 2017).

This paper explores how neural models behave across a variety of NLP tasks when their inputs do not resemble training examples and lack enough information to confidently make predictions. We might expect models to follow human decision-making behavior and express uncertainty under such circumstances; however, we observe the opposite. For example, while humans and machines both answer the original question in Figure 1 cor-

Context:

In 1899, John Jacob Astor IV invested \$100,000 for Tesla to further develop and produce a new lighting system. Instead, Tesla used the money to fund his Colorado Springs experiments.

Original Question:

What did Tesla spend Astor’s money on? (0.78)

Reduced Question:

did (0.91)

Figure 1: An example of model predicting the right answer for the wrong reason. The paragraph and original question are taken from SQuAD validation set, and our method generates the reduced question. A pretrained neural model makes the same prediction (underlined in paragraph) on both the original and reduced question. Despite a complete lack of predictive information in the reduced question, the confidence of the model goes up, from 0.78 to 0.91.

rectly and confidently, the machine provides an even more confident answer to the reduced question (“did”) despite a complete lack of predictive information.

We design an efficient gradient-based perturbation (Section 2) that produces reduced examples by removing as many words as possible from the input without changing the model’s prediction. When applied to models trained for reading comprehension, textual entailment, and visual question answering, our method reduces most inputs to between one and three words; even more surprisingly, model confidence remains relatively unchanged after input reduction (Section 3). Crowdsourced evaluations confirm that most of these examples do not contain enough information to reasonably make the correct prediction (Section 4). In other words, neural models predict the **Right**

Answer for the Wrong Reason (RAWR).

To fix the unreasonable behavior exposed by RAWR examples, we develop a simple regularization technique (Section 5) that maximizes the entropy of model predictions on RAWR examples. In effect, this regularizer encodes the prior that models should only be correct and confident when given enough information. Models trained with this regularizer have consistently longer and more meaningful reductions over baseline models without decreasing validation performance (and sometimes improving it). We also discuss the implications of our findings for model interpretation methods in Section 6.

2 Input Reduction Methods

To find RAWR examples, we first generate *reduced examples* and then have humans verify that they do not contain enough predictive information. Here, we describe the first step of this process, in which we produce reduced examples by iteratively removing words from original input sequences without modifying the model prediction.

Concretely, given a sequence of input words $X = \{x_0, x_1, \dots, x_T\}$ and classification model $f(\cdot)$, our goal is to find the shortest subsequence \hat{X} within X that maintains the original prediction (i.e., $f(\hat{X}) = f(X)$).¹ If $S(X)$ denotes the set of all subsequences within X , we optimize:

$$\operatorname{argmin}_{\hat{X} \in S(X), f(\hat{X})=f(X)} |\hat{X}|. \quad (1)$$

Given the current subsequence \hat{X} at each step in the iterative process, we choose a word x_i at position i and remove it, producing new subsequence \hat{X}_{-i} . We calculate the loss of the model on \hat{X}_{-i} with original predicted class $f(X)$ as ground-truth: $L(f(\hat{X}_{-i}), f(X))$. We pick x_i to minimize the loss of the removal:

$$x_i = \operatorname{argmin}_{x_j \in \hat{X}} L(f(\hat{X}_{-j}), f(X)) \quad (2)$$

We stop when no x_i exists such that the model predicts the same class. At each step in the iterative process, we remove the least important word in the *current subsequence*. In contrast to past work that identify important words in the original sequence (Li et al., 2016; Ribeiro et al.,

¹When there are more than one such subsequences, we consider all of them where the predicted classes are equal: $f(\hat{X}) = f(X)$.

2016), our process removes the least important word at each step. While these two might seem to align—intuitively, the most important words should remain after removing the unimportant ones—empirically, this is not the case (Section 6).

A naïve approach to removing words is iteratively removing by trial-and-error: try all possible removals at each step and pick the one that minimizes the loss. This process is computationally expensive. When we have access to the gradients of neural models, we can directly identify the word to remove without trying all possible subsequences.

2.1 Gradient-based Input Reduction

Assume f is a neural model and we have access to its gradients. Each word x_i in the input sequence is represented as a one-hot vector. We approximate the removal of word x_i by replacing it with an all-zero vector, or, equivalently, subtracting a one-hot vector. The effect of this replacement can be approximated by the derivative of the loss function with respect to x_i ,

$$\frac{\partial L(f(\hat{X}), f(X))}{\partial x_i}. \quad (3)$$

This approximation is widely used in model interpretation methods (Sundararajan et al., 2017; Li et al., 2016), and in practice, it is sufficiently accurate for reducing the input sequence without changing prediction.

Greedy selection of words limits the search space and may yield suboptimal results (i.e., reduced examples that are not the shortest possible). To expand the search space, we use beam search to find shorter reduced examples.

3 Evaluation of Reduction Method

In this section, we first evaluate the effectiveness of our input reduction method on three language tasks: reading comprehension, natural language inference, and visual question answering. We then verify that the majority of reduced examples produced for all three tasks are indeed RAWR examples—the model predictions are without reason—through a Crowdsourced user study.

3.1 Datasets and Models

SQuAD For reading comprehension, we use SQuAD (Rajpurkar et al., 2016). Each example consists of a paragraph and a question. The task

is to predict a span in the paragraph as the answer. We reduce only the question, while keeping the paragraph unchanged. The model we use is the DrQA Document Reader² (Chen et al., 2017), which while not state of the art on SQuAD is competitive with other methods on a wide range of reading comprehension tasks.

SNLI For natural language inference, we use SNLI (Bowman et al., 2015). Given two sentences, a premise and a hypothesis, the task is to predict one of three relationships: entailment, neutral, or contradiction. We reduce only the hypothesis while keeping the premise unchanged. The model we use is Bilateral Multi-Perspective Matching³ (Wang et al., 2017a), which achieves competitive performance on not only SNLI but also many other text matching tasks.

VQA For visual question answering, we use open-ended VQA (Antol et al., 2015). Each example consists of an image and a question. We modify only the question while keeping the image unchanged. We use the Show, Ask, Attend, and Answer model⁴ (Kazemi and Elqursh, 2017).

During the iterative reduction process, we ensure that the prediction does not change (for SQuAD we keep the exact span); consequently, the model performance on the reduced examples is identical to the original. The ground-truth label is never used during the word removal process. We use the validation set for generating examples in all three tasks, and report results with beam size of five.⁵

3.2 Inputs Can Be Drastically Reduced

We evaluate our reduction method quantitatively by computing the change in input length after reduction, as well as model confidence. We achieve large reductions in the length of the inputs without changing model predictions. Figure 2 summarizes the length changes on each of our three tasks, and Table 2 shows example reduced inputs.

The confidence of the model (measured by the output probability) is largely unaffected on the reduced inputs. On SNLI and SQuAD, the confi-

dence slightly decreased, but on VQA there was a noticeable increase in confidence (Figure 3).

4 Verification of RAWR

We can reduce inputs without changing the model prediction or confidence. Now, we verify that the reduced examples are indeed RAWR. Crowdsourcing reveals that the reduced examples do not contain enough information to justify the model predictions. The first study directly compares the performance of humans and neural models on the reduced inputs. In the second study, workers choose whether they prefer a model-generated reduced example or a random one of the same length.

The goal of the human experiments is to verify that the reduced examples lead to unwanted model behavior (i.e., that the reasons are wrong when the answer is right). Since this is trivially true when the model’s original prediction is incorrect, we only evaluate on examples for which the model gives the correct predictions.

Human Performance is Poor on Reduced Examples

Humans perform poorly on the reduced examples. For SQuAD and VQA, we randomly select 200 examples from the validation set and construct reduced examples for each, yielding 400 examples in total. For SNLI, we collect 200 examples from each class and report the results on each; we expect humans to be biased towards predicting the “neutral” label when inputs are shortened. Three crowdsourced workers complete each question, and no human sees both the reduced and original form of the same example. Humans performance is significantly lower on the reduced examples across all three tasks (Table 1).

Reduced Examples are Almost Random In the previous study, each worker sees either the reduced or the original input, but not both. Here, we verify that humans do not consider the reduced examples to be valid even when the original example is given. To set up the experiment, we first produce two different reduced examples, one with our method and one by taking a random subsequence of the original input. The random example has the same length as the one we generate with our method, and word order is preserved in both examples. We then show the two reduced examples to workers (along with the original) and ask them which one of the two is a better reduction of the original. The workers’ choice is mostly fifty-fifty

²<https://github.com/hitvoice/DrQA>

³<https://github.com/galsang/BIMPM-pytorch>

⁴<https://github.com/Cyanogenoid/pytorch-vqa>

⁵We experimented with beam sizes of one, five, and ten. Beam size five produces comparable results to beam size ten with reasonable computation cost.

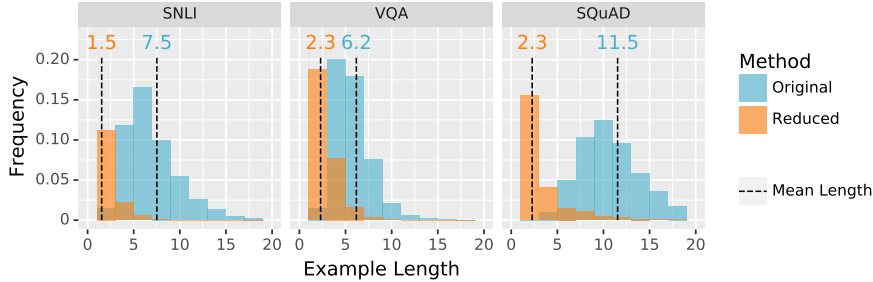


Figure 2: The mean of the reduced input is significantly lower than the original input for SNLI hypotheses, SQuAD questions, and VQA questions.

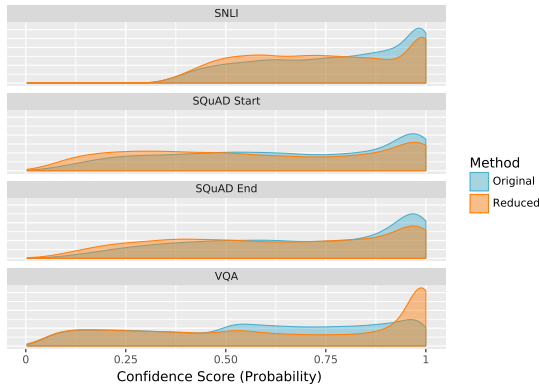


Figure 3: The model confidence on reduced examples is similar to the original. For SQuAD, the confidence scores at both start and end of the span are shown.

(Table 1).

In the first experiment, human performance drops significantly on the reduced examples (Table 1) across all three tasks except for the neutral SNLI. The terse reduced examples lack sufficient information to support the correct answer, but the model predicts it correctly. The models learn unreasonable features or artifacts. Humans persevere on neutral SNLI because neutral hypotheses are devoid of information relevant to the premise; removing words only makes them more irrelevant (more neutral).

The second experiment verifies a stronger property of the reduced examples: not only do they lack valid reasons, they also are seemingly random. On SNLI and SQuAD, humans often cannot tell the difference between reduced and random, in some cases (SNLI-entailment, SNLI-contradiction), human even prefer random. On

	Original	Reduced	vs Random
SQuAD	80.58	31.72	53.7
VQA	76.11	40.6	61.6
SNLI-E	76.4	27.66	42.31
SNLI-N	55.4	52.66	50.64
SNLI-C	76.2	60.6	49.87

Table 1: *Original* and *Reduced* show human performance on original and reduced examples. *vs Random* column shows human’s preference of reduced examples over random ones. For SQuAD, we report the F1 scores. For SNLI, we report results on the three classes separately: entailment (SNLI-E), neutral (SNLI-N), and contradiction (SNLI-C).

VQA, humans prefer the reduced examples over the random ones. VQA has the shortest original inputs among the three, so there are fewer irrelevant words to remove. Nonetheless, the consistent drop in performance and the randomness of selected words support that reduced examples are indeed RAWR.

5 Regularizing Out Learned Artifacts

Sequence models are often too confident on shortened examples (Section 3); this section uses our input reduction to regularize models against this overconfidence. Specifically, we tune the models to have output distributions that are more uniform on RAWR examples. When we apply input reduction (again) to the tuned models, the reduced examples are longer and less likely to be RAWR (as verified by crowdsourcing).

5.1 RAWR regularization

Given a model f trained on a dataset (X, Y) , we generate RAWR examples using our gradient-



SNLI	
Premise	Well dressed man and woman dancing in the street
Original	Two man is dancing on the street.
Reduced	<i>dancing</i>
Answer	Contradiction (0.977 \rightarrow 0.706)
Premise	Trucks racing
Original	There are vehicles.
Before	<i>are</i>
Answer	Entailment (0.87 \rightarrow 0.82)
SQuAD	
Context	The San Bernardino-Riverside area maintains the <i>business districts</i> of Downtown San Bernardino, Hospitality Business/Financial Centre, University Town which are in San Bernardino and Downtown Riverside.
Original	The Sand Bernardino - Riverside area maintains what kind of district ?
Reduced	<i>kind ?</i>
Answer	business districts (0.404 \rightarrow 0.498)
Context	The Colorado experiments had prepared Tesla for the establishment of the <i>trans-Atlantic wireless telecommunications facility</i> known as Wardenclyffe near Shoreham, Long Island.
Original	What did Tesla establish following his Colorado experiments ?
Before	<i>experiments ?</i>
Answer	trans-Atlantic wireless telecommunications facility (0.81 \rightarrow 0.38)
VQA	
 	
Original	How many engines does the plane have? What color is the batters shirt?
Reduced	<i>many</i> <i>color</i>
Answer	4 (0.482 \rightarrow 0.909) black (0.578 \rightarrow 0.959)

Table 2: Examples before and after input reduction by gradient-based method.

based reduction method (Section 2.1) for all training examples X . Beam search often yields multiple reduced versions with the same minimum length for each input x ; we collect all of these versions together to form \tilde{X} . Unlike the human evaluations in the previous section, here we also use RAWR examples for which the model’s prediction on the original example is wrong. While such examples are wrong for trivial reasons they are still useful in the tuning process since model confidence should still be low on them.

Let $H(\cdot)$ denote the entropy, and $f(y|x)$ be the probability of model predicting y given x . We fine-tune the existing model to maximize the following objective:

$$\sum_{(x,y) \in (X,Y)} \log(f(y|x)) + \lambda \sum_{\tilde{x} \in \tilde{X}} \mathbb{H}_{f(\cdot|\tilde{x})}[\cdot]$$

We simultaneously maximize the log-likelihood of the regular training examples and the entropy on RAWR examples, where the hyperparameter λ controls the trade-off between the two terms.⁶

5.2 Entropy Regularization Reduces RAWR

After fine-tuning on RAWR examples, performance on the original validation set increases

⁶We alternate updates on the two losses using separate Adam optimizers (Kingma and Ba, 2014) and We tune the learning rate and the value of λ on each task individually. Full training setting and hyperparameter description are in the supplementary material.

	Accuracy		Reduced	
	Before	After	Before	After
SQuAD	77.41	78.03	2.27	4.97
SNLI	85.71	85.72	1.5	2.2
VQA	61.61	61.54	2.3	2.87

Table 3: *Accuracy* shows models’ performance on regular data. *Reduced* shows the average number of words left in the reduced examples from the validation set. Both are shown for models before and after fine-tuning.

slightly for SQuAD, and remains mostly unchanged for SNLI and VQA. (Table 3). The fine-tuned models also behave more reasonably under input reduction; we re-generating the reduced examples from the validation set and repeating the human evaluations from Section 4. The average lengths of reduced examples increases across all tasks (Table 3). Figure 4 shows reductions generated from the same validation example before and after tuning. We provide more examples in the supplementary materials.

Intuitively, the longer reduced examples are, the less likely that they are RAWR. We verify that the reduced examples are more reasonable after tuning by repeating the human evaluations in Section 4.⁷ The user studies show that human performance aligns much more to machine performance than before (Table 4). Furthermore, humans now prefer our reductions to random ones (Table 4). When the lengths of the random examples increase, they are more likely to include the important words. The increase in human performance and preference is a solid proof that reduced examples are more reasonable, and that the model misbehavior is mitigated.

These results are promising, but do we need to use our input reduction method to achieve them? To answer this question, we also fine-tune with randomly reduced examples that have the same lengths as RAWR examples (similar to the human preference study in Section 4). Other than achieving a small improvement in the accuracy on SQuAD (77.92), fine-tuning on random examples does not affect the model performance—neither accuracy nor reduced example lengths increase. Increasing the entropy on short examples is not enough to resolve RAWR.

⁷Random reductions are re-generated to match the lengths of the new outputs of our reduction method.

	Accuracy		vs Random	
	Before	After	Before	After
SQuAD	31.72	51.61	53.7	62.75
VQA	40.6	51.85	61.6	61.88
SNLI-E	27.66	32.37	42.31	50.62
SNLI-N	52.66	50.5	50.64	58.94
SNLI-C	60.6	63.9	49.87	56.92

Table 4: *Accuracy* shows humans’ performance on the reduced examples. *vs Random* shows humans’ preference of reduced examples over random ones. Both are shown for reduced examples generated from models before and after tuning.

Context:

In 1899, John Jacob Astor IV invested \$ 100,000 for Tesla to further develop and produce a new lighting system. Instead, Tesla used the money to fund his Colorado Springs experiments.

Original Question:

What did Tesla spend Astor’s money on? (0.78)

Before:

did (0.91)

After:

spend Astor money on? (0.52)

Premise:

a man in a black shirt is playing a guitar.

Original Hypothesis:

the man is wearing a blue shirt. (0.97)

Answer: contradiction

Before: blue (0.97)

After: man blue shirt (0.95)



Original:

What color is the flower?

Answer: yellow

Before: flower?

After: What color is flower?

Figure 4: Examples of reduced examples *Before* and *After* fine-tuning. The *After* examples contains enough information to support valid reasoning, while the *Before* examples do not.

6 Discussion

Our experiments show that pretrained models are susceptible to RAWR reductions across a range of NLP tasks. After fine-tuning, however, reduced examples produced by our method tend to contain more predictive information. This better aligns with our intuition of how these models should behave. In this section, we connect our method to

previous work on model interpretation.

Although input reduction finds the shortest substring with the same prediction, the result is not necessarily a sufficient condition for the prediction. For instance, given a reduced example, one could construct another example that has the reduced one as a substring, but with a different model prediction. Despite not being a proper interpretation method, input reduction can help reveal the limitations of existing ones.

6.1 Instability of Bag-of-words Interpretations

Bag-of-words based heat-maps are a common way of visualizing the “importance” of each input token to a model’s prediction. Leave-one-out (Li et al., 2016) is one such method that is very similar to gradient-based input reduction: it finds the smallest number of words one can remove to *flip the prediction*. It defines “important” words as ones that maximally affect the prediction when removed. Our objective (Equation 1), if used for interpretation (which we argue shouldn’t be), defines “unimportant” words as ones that minimally affect the prediction when removed. When we iteratively remove “unimportant” words while examining the interpretation produced by leave-one-out, the importance heat-map fluctuates wildly (e.g., Figure 5), and the “importance” of a word shifts drastically as tokens are removed. This is surprising as removing unimportant tokens intuitively should not affect models that much. Since methods such as leave-one-out operate on a single input sequence, they are unable to explain strange model effects such as RAWR. We leave it to future work to further investigate extensions of these interpretation methods.

7 Related Work

Our work is closely related to methods that perturb model inputs and observe the corresponding changes in output. One such method is adversarial example generation (Szegedy et al., 2013; Goodfellow et al., 2014), in which minimal input changes have drastic effects on model predictions without affecting human ones. RAWR examples accomplish the reverse: model predictions are unaffected, but humans are unable to make the correct prediction. Both adversarial and RAWR examples can be leveraged to improve model performance and robustness (Miyato et al., 2015, 2016).

QuickBooks sponsored a “Small Business Big Game” contest, in which Death Wish Coffee had a 30-second commercial aired free of charge courtesy of QuickBooks. Death Wish Coffee beat out nine other contenders from across the United States for the free advertisement.

What company won a free advertisement due to the QuickBooks contest ?
 What company won a free advertisement due to the QuickBooks ?
 What company won a free advertisement due to the ?
 What company won a free due to the ?
 What won a free due to the ?
 What won a due to the ?
 What won a due to
 What won a due
 What won due
 What won
 What

Figure 5: Example of heat-map shift on SQuAD. Highlights on questions are weighted by leave-one-out. Underlined words are the ones removed at each step using our method. The output prediction remained the same throughout (green highlighted in context).

In natural language processing, attempts at input perturbation include word and character level modifications (Papernot et al., 2016; Ebrahimi et al., 2017; Belinkov and Bisk, 2018). Additionally, neural models for reading comprehension appear to be overly stable to non-destructive additive changes such as inserting distractors (Jia and Liang, 2017). These models remain highly confident even when crucial information is *removed* from their input.

Another related line of work are methods that use input perturbations as a way to interpret models. The work most related to ours is Anchors (Ribeiro et al., 2018), which finds parts of the input that act like sufficient conditions: when they are present, the prediction remains largely unchanged even when the rest of the input is *replaced*. Their search method monitors how the output changes under perturbations in the form of *replacement*. In contrast, the perturbation we perform is *reduction*. More importantly, Anchors is designed to find explanations for model predictions. Other interpretation methods have used similar search process based on input perturbation (Li et al., 2016; Lei et al., 2016) (Ribeiro et al., 2016; Li et al., 2016; Ebrahimi et al., 2017). Our work is fundamentally different in that we search for examples of unwanted model behavior, while their methods aim at explaining individual model predictions in ways that align with human perception.

8 Future Work

One interesting extension is to generate RAWR examples using labels other than the one predicted by the model, similar to targeted adversarial examples (Goodfellow et al., 2014). Preliminary experiments indicate that it is difficult and often impossible to produce these examples, especially on tasks such as SQuAD or VQA where the output space is large. For tasks where it is feasible, regularizing on such examples might provide improved robustness to RAWR.

Another way to achieve robustness is by *iteratively* performing our input reduction and entropy training method. Concretely, we first generate a dataset of reduced examples and use them for fine-tuning. We would then regenerate another dataset of reduced examples, fine-tune on them, and repeat this process until some desired end condition is met. This procedure could produce more complicated RAWR examples in addition to further improving the models.

Finally, measuring the *transferability* of RAWR examples across different model architectures is another interesting direction. This idea is motivated by the existence of transferable adversarial examples (Liu et al., 2016). We run a preliminary experiment to examine the possibility of transferable RAWR examples. In particular, we feed fifty reduced inputs (generated with the Bilateral Multi-Perspective Matching model (Wang et al., 2017a)) from each class of SNLI through the Decomposable Attention Model (Parikh et al., 2016)⁸. Despite the models using different underlying architectures (i.e., bag-of-words instead of LSTM), we observe a performance of 81.3% on the transferred RAWR examples, suggesting that reduced inputs generated using one model may be capable of transferring to another. We leave a more rigorous study to future work.

9 Conclusion

In this work, we propose a method to automatically identify a simple class of examples where models exhibit unwanted behaviors—they give the **Right Answer for the Wrong Reason** (RAWR). We construct these examples by iteratively removing words from the input sequence.

We show on three different NLP datasets (SNLI, SQuAD, and VQA) that our method can effectively

reduce the input while keeping the model prediction unchanged. We verify through human experiments that the reduced examples do not contain valid reasons to support these predictions; that is, they are indeed examples of RAWR.

We then use a simple technique that maximizes the entropy of the model prediction on RAWR examples. Trained with this technique, models behave more reasonably under input reduction without losing performance on regular data.

References

- Stanislaw Antol, Aishwarya Agrawal, Jiasen Lu, Margaret Mitchell, Dhruv Batra, C. Lawrence Zitnick, and Devi Parikh. 2015. VQA: Visual Question Answering. In *International Conference on Computer Vision (ICCV)*.
- Yonatan Belinkov and Yonatan Bisk. 2018. Synthetic and natural noise both break neural machine translation. In *International Conference on Learning Representations*. <https://openreview.net/forum?id=BJ8vJebC->.
- Samuel R. Bowman, Gabor Angeli, Christopher Potts, and Christopher D. Manning. 2015. A large annotated corpus for learning natural language inference. In *Proceedings of the 2015 Conference on Empirical Methods in Natural Language Processing (EMNLP)*. Association for Computational Linguistics.
- Danqi Chen, Adam Fisch, Jason Weston, and Antoine Bordes. 2017. Reading wikipedia to answer open-domain questions. In *Proceedings of the 55th Annual Meeting of the Association for Computational Linguistics*. Association for Computational Linguistics, Vancouver, Canada.
- Finale Doshi-Velez and Been Kim. 2017. A roadmap for a rigorous science of interpretability. *arXiv preprint arXiv:1702.08608*.
- Javid Ebrahimi, Anyi Rao, Daniel Lowd, and Dejing Dou. 2017. Hotflip: White-box adversarial examples for nlp. *arXiv preprint arXiv:1712.06751*.
- Allyson Ettinger, Sudha Rao, Hal Daumé III, and Emily M Bender. 2017. Towards linguistically generalizable nlp systems: A workshop and shared task. *arXiv preprint arXiv:1711.01505*.
- Ian Goodfellow, J. Shlens, and C. Szegedy. 2014. Explaining and Harnessing Adversarial Examples. *ArXiv e-prints*.
- Alex Graves and Jürgen Schmidhuber. 2005. Frame-wise phoneme classification with bidirectional LSTM and other neural network architectures. *Neural Networks* 18(5-6):602–610. <https://doi.org/10.1016/j.neunet.2005.06.042>.

⁸<http://demo.allennlp.org/textual-entailment>

- R. Jia and P. Liang. 2017. Adversarial examples for evaluating reading comprehension systems. In *Empirical Methods in Natural Language Processing (EMNLP)*.
- Vahid Kazemi and Ali Elqursh. 2017. Show, ask, attend, and answer: A strong baseline for visual question answering. *CoRR* abs/1704.03162. <http://arxiv.org/abs/1704.03162>.
- Diederik Kingma and Jimmy Ba. 2014. Adam: A method for stochastic optimization.
- Alexey Kurakin, Ian Goodfellow, and Samy Bengio. 2016. Adversarial examples in the physical world. *arXiv preprint arXiv:1607.02533*.
- Tao Lei, Regina Barzilay, and Tommi S. Jaakkola. 2016. Rationalizing neural predictions. In *Proceedings of the 2016 Conference on Empirical Methods in Natural Language Processing, EMNLP 2016, Austin, Texas, USA, November 1-4, 2016*, pages 107–117. <http://aclweb.org/anthology/D/D16/D16-1011.pdf>.
- Jiwei Li, Will Monroe, and Dan Jurafsky. 2016. Understanding neural networks through representation erasure. *arXiv preprint arXiv:1612.08220*.
- Yanpei Liu, Xinyun Chen, Chang Liu, and Dawn Song. 2016. Delving into transferable adversarial examples and black-box attacks. *arXiv preprint arXiv:1611.02770*.
- Takeru Miyato, Andrew M Dai, and Ian Goodfellow. 2016. Adversarial training methods for semi-supervised text classification. *arXiv preprint arXiv:1605.07725*.
- Takeru Miyato, Shin-ichi Maeda, Masanori Koyama, Ken Nakae, and Shin Ishii. 2015. Distributional smoothing with virtual adversarial training. *stat* 1050:25.
- Nicolas Papernot, Patrick McDaniel, Ananthram Swami, and Richard Harang. 2016. Crafting adversarial input sequences for recurrent neural networks. In *Military Communications Conference, MILCOM 2016-2016 IEEE*. IEEE, pages 49–54.
- Ankur P. Parikh, Oscar Täckström, Dipanjan Das, and Jakob Uszkoreit. 2016. A decomposable attention model for natural language inference. In *Proceedings of the 54th Annual Meeting of the Association for Computational Linguistics*. Association for Computational Linguistics, Berlin, Germany.
- Jeffrey Pennington, Richard Socher, and Christopher D. Manning. 2014. Glove: Global vectors for word representation. In *Empirical Methods in Natural Language Processing (EMNLP)*, pages 1532–1543. <http://www.aclweb.org/anthology/D14-1162>.
- Pranav Rajpurkar, Jian Zhang, Konstantin Lopyrev, and Percy Liang. 2016. Squad: 100, 000+ questions for machine comprehension of text. In *Proceedings of the 2016 Conference on Empirical Methods in Natural Language Processing, EMNLP 2016, Austin, Texas, USA, November 1-4, 2016*, pages 2383–2392. <http://aclweb.org/anthology/D/D16/D16-1264.pdf>.
- Marco Tulio Ribeiro, Sameer Singh, and Carlos Guestrin. 2016. Why should i trust you?: Explaining the predictions of any classifier. In *Proceedings of the 22nd ACM SIGKDD International Conference on Knowledge Discovery and Data Mining*. ACM, pages 1135–1144.
- Marco Tulio Ribeiro, Sameer Singh, and Carlos Guestrin. 2018. Anchors: High-precision model-agnostic explanations.
- Mukund Sundararajan, Ankur Taly, and Qiqi Yan. 2017. Axiomatic attribution for deep networks. In *Proceedings of the 34th International Conference on Machine Learning, ICML 2017, Sydney, NSW, Australia, 6-11 August 2017*, pages 3319–3328. <http://proceedings.mlr.press/v70/sundararajan17a.html>.
- Christian Szegedy, Wojciech Zaremba, Ilya Sutskever, Joan Bruna, Dumitru Erhan, Ian J. Goodfellow, and Rob Fergus. 2013. Intriguing properties of neural networks. *CoRR* abs/1312.6199. <http://arxiv.org/abs/1312.6199>.
- Zhiguo Wang, Wael Hamza, and Radu Florian. 2017a. Bilateral multi-perspective matching for natural language sentences. In *Proceedings of the Twenty-Sixth International Joint Conference on Artificial Intelligence, IJCAI-17*, pages 4144–4150. <https://doi.org/10.24963/ijcai.2017/579>.
- Zhiguo Wang, Wael Hamza, and Radu Florian. 2017b. Bilateral multi-perspective matching for natural language sentences. *CoRR* abs/1702.03814. <http://arxiv.org/abs/1702.03814>.

A Appendix A: Model Details

We perform our experiments using the PyTorch framework.⁹

SQuAD Our model for SQuAD is the Document Reader described in section 3.2 of (Chen et al., 2017). We use an open source implementation available at <https://github.com/hitvoice/DrQA>. The model represents the words of the paragraph as the concatenation of their GloVe embeddings (Pennington et al., 2014), other word-level features, and attention scores between the words in the question. The model runs a Bi-LSTM (Graves and Schmidhuber, 2005) over

⁹<http://pytorch.org/>

these word representations, and takes the resulting hidden states at each time step as the final vector representations. A classifier then predicts the start and end span of the answer. We compute the loss term used in Section 2.1 $L(f(\hat{X}_{-i}), f(X))$ based on the distribution of the start and end spans as a joint loss. We use a learning rate of $2e^{-4}$, with λ set to $1e^{-3}$.

SNLI Our model for SNLI is the Bilateral Multi-Perspective Matching Model (Wang et al., 2017b). We use an open source implementation available at <https://github.com/galsang/BIMPM-pytorch>. The model runs a Bi-LSTM encoder over the word representations of both the premise and the hypothesis. It then computes "matches" between the two sentences at multiple perspectives, and aggregates the results of the matches using another Bi-LSTM. The classification decision is made through another fully-connected network. We compute the loss term used in Section 2.1 $L(f(\hat{X}_{-i}), f(X))$ based on the 3-class answer distribution. We use a learning rate of $2e^{-4}$, with λ set to $1e^{-3}$.

VQA Our model for VQA is the model from Show, Ask, Attend and Answer (Kazemi and Elqursh, 2017). The model uses a ResNet-152 to extract representations from the image and an LSTM to extract representations from the words of the question. The model then combines these features to compute attention regions over image. It finally combines these three features to predict the answer. We use the open source implementation available at <https://github.com/Cyanogenoid/pytorch-vqa>. We compute the loss term used in Section 2.1 $L(f(\hat{X}_{-i}), f(X))$ based on the distribution of answer words. We use a learning rate of $1e^{-4}$, with λ set to $1e^{-4}$.

RAWR Fine-Tuning Details To simultaneously optimize the two terms of Objective 1, we alternate training batches of regular data and batches of RAWR examples. We find that doing two batches of regular data (standard maximum likelihood training), followed by two batches of RAWR examples (maximum entropy training), works well in practice. The batches of RAWR examples are randomly sampled from the collection of reduced inputs. We use a single Adam optimizer for the two losses.

B Appendix B: More Examples

In this section we provide more examples of input reduction. We show the original example, the reduced example on the model without tuning (before), and the reduced example on the tuned model (after).

SNLI

Premise	People and cars are on a parking lot surrounded by multiple building, one of which has the word prology above it.
Original	There is a parking lot with people and cars on it.
Reduced	There
Answer	Entailment (0.823 \rightarrow 0.955)
Premise	two female basketball teams watch suspenseful as the basketball nears the basket .
Original	two teams are following the movement of a basketball .
Answer	entailment
Before	.
After	movement
Premise	trucks racing
Original	there are vehicles .
Answer	entailment
Before	are
After	vehicles
Premise	a tan dog jumping over a red and blue toy
Original	a dog playing
Answer	entailment
Before	dog
After	playing
Premise	a man in a white shirt has his mouth open and is adjusting dials .
Original	a man is sleeping .
Answer	contradiction
Before	sleeping
After	man sleeping
Premise	a woman , whose face can only be seen in a mirror , is applying eyeliner in a dimly lit room .
Original	a man is playing softball .
Answer	contradiction
Before	man playing
After	a man
Premise	a man in a black shirt is playing a guitar .
Original	the man is wearing a blue shirt .
Answer	contradiction
Before	blue
After	man blue shirt

Table 5: Examples of SNLI with input reduction before and after fine-tuning model.

SQuAD

Context	The Colorado experiments had prepared Tesla for the establishment of the trans-Atlantic wireless telecommunications facility known as Wardencllyffe near Shoreham, Long Island.
Original	What did Tesla establish following his Colorado experiments ?
Before	experiments ?
After	What Tesla establish experiments ?
Context	The Broncos defeated the Pittsburgh Steelers in the divisional round, 2316, by scoring 11 points in the final three minutes of the game. They then beat the defending Super Bowl XLIX champion New England Patriots in the AFC Championship Game, 2018, by intercepting a pass on New England's 2-point conversion attempt with 17 seconds left on the clock. Despite Manning's problems with interceptions during the season, he didn't throw any in their two playoff games.
Original	Who did the Broncos defeat in the AFC Championship game ?
Before	Who the defeat the
After	Who Broncos defeat AFC Championship game
Context	In 2014, economists with the Standard & Poor's rating agency concluded that the widening disparity between the U.S.'s wealthiest citizens and the rest of the nation had slowed its recovery from the 2008-2009 recession and made it more prone to boom-and-bust cycles . To partially remedy the wealth gap and the resulting slow growth, S&P recommended increasing access to education. It estimated that if the average United States worker had completed just one more year of school, it would add an additional \$105 billion in growth to the country's economy over five years.
Original	What is the United States at risk for because of the recession of 2008 ?
Before	is the risk the
After	What risk because of the 2008
Context	The Central Region, consisting of present-day Hebei, Shandong, Shanxi, the south-eastern part of present-day Inner Mongolia and the Henan areas to the north of the Yellow River, was considered the most important region of the dynasty and directly governed by the Central Secretariat (or Zhongshu Sheng) at Khanbalik (modern Beijing); similarly, another top-level administrative department called the Bureau of Buddhist and Tibetan Affairs (or Xuanzheng Yuan) held administrative rule over the whole of modern-day Tibet and a part of Sichuan, Qinghai and Kashmir.
Original	Where was the Central Secretariat based ?
Before	the based
After	was Central Secretariat based
Context	It became clear that managing the Apollo program would exceed the capabilities of Robert R. Gilruth's Space Task Group, which had been directing the nation's manned space program from NASA's Langley Research Center. So Gilruth was given authority to grow his organization into a new NASA center, the Manned Spacecraft Center (MSC). A site was chosen in Houston, Texas , on land donated by Rice University, and Administrator Webb announced the conversion on September 19, 1961. It was also clear NASA would soon outgrow its practice of controlling missions from its Cape Canaveral Air Force Station launch facilities in Florida, so a new Mission Control Center would be included in the MSC.
Original	Where was the Manned Spacecraft Center located ?
Before	Where
After	Where was Manned Center located

Table 6: Examples of SQuAD with input reduction before and after fine-tuning model.

VQA


Image	
Original	what letter is on the lanyard
Answer	g
Before	letter is on lanyard
After	what letter is the lanyard


Image	
Original	if the man steps forward, will he fall onto the track
Answer	no
Before	if the fall the
After	if the steps forward, fall onto the


Image	
Original	are there any clouds in the sky
Answer	yes
Before	are clouds
After	there clouds sky


Image	
Original	what color is the skiers backpack
Answer	black
Before	color
After	what color is the skiers


Image	
Original	are the giants playing
Answer	yes
Before	are
After	giants playing

Table 7: Examples of VQA with input reduction before and after fine-tuning model.

VQA


Image	
Original	what color is the flower
Answer	yellow
Before	flower
After	what color is flower


Image	
Original	are the cars lights on
Answer	yes
Before	cars
After	lights


Image	
Original	do this take batteries
Answer	yes
Before	batteries
After	batteries


Image	
Original	what is the man riding
Answer	elephant
Before	man riding
After	what riding


Image	
Original	what kind of pants is the girl wearing
Answer	jeans
Before	kind of pants wearing
After	what kind of pants

Table 8: Examples of VQA with input reduction before and after fine-tuning model.