

# The FactChecker: Verifying Text Summaries of Relational Data Sets

Saehan Jo, Immanuel Trummer, Weicheng Yu, Daniel Liu, Niyati Mehta  
Cornell University, Ithaca (NY), USA

{sj683,itrummer,wy248,dl596,nbm44}@cornell.edu

## ABSTRACT

We present a novel natural language query interface, the FactChecker, aimed at text summaries of relational data sets. The tool focuses on natural language claims that translate into an SQL query and a claimed query result. Similar in spirit to a spell checker, the FactChecker marks up text passages that seem to be inconsistent with the actual data. At the heart of the system is a probabilistic model that reasons about the input document in a holistic fashion. Based on claim keywords and the document structure, it maps each text claim to a probability distribution over associated query translations. By efficiently executing tens to hundreds of thousands of candidate translations for a typical input document, the system maps text claims to correctness probabilities. This process becomes practical via a specialized processing backend, avoiding redundant work via query merging and result caching. Verification is an interactive process in which users are shown tentative results, enabling them to take corrective actions if necessary.

Our system was tested on a set of 53 public articles containing 392 claims. Our test cases include articles from major newspapers, summaries of survey results, and Wikipedia articles. Our tool revealed erroneous claims in roughly a third of test cases. A detailed user study shows that users using our tool are in average six times faster at checking text summaries, compared to generic SQL interfaces. In fully automated verification, our tool achieves significantly higher recall and precision than baselines from the areas of natural language query interfaces and fact checking.

## 1. INTRODUCTION

A majority of the population never accesses raw relational data. Instead, most people rely on textual summaries that contain aggregate information on such data sets. Examples range from New York Times articles summarizing trends in the newest US Census data set to company-internal executive reports summarizing quarterly sales. In all those

cases, the same question arises: how can we trust a textual summary to accurately reflect the underlying data? In this paper, we present a “FactChecker” for text summarizing relational data, which partially answers this question. A demo featuring all test cases used for this paper can be found online [22, 40].

Prior work [18] has focused on verifying claims that have already been verified or refuted by human fact checkers. Our goal is to fact-check based on raw relational data instead. We verify claims about numerical aggregates for which no ground truth is readily available. Instead, verifying a claim requires evaluating SQL queries that the claim implicitly describes. Our system is similar in spirit to a spell checker: where a spell checker supports authors in avoiding typos and grammatical mistakes, the FactChecker helps authors to avoid inaccurate factual claims.

The FactChecker is semi-automated in a similar sense as a spell checker is semi-automated. A spell checker marks up potential typos, thereby focusing the author’s attention on a small part of the document to significantly reduce verification overheads. Still, authors need to verify whether marked up words represent actual typos or for instance unusual names of persons that are not in the dictionary. The FactChecker works in a similar manner: starting from a text document and an associated database, it automatically spots check-worthy claims about the data, identifies SQL queries matching the claim intent, executes those queries and finally marks up text passages where query results seem to contradict the text. Users are presented with natural language descriptions of the SQL queries that the system maps claims to. While the system automatically maps claims to the right queries in the majority of cases, users can correct the system’s interpretation otherwise. In the latter case, the FactChecker still proposes runner up queries in decreasing order of likelihood, or supports users in selecting the right query themselves by proposing likely query fragments.

The problem of fact checking might seem close to the problem of natural language querying (which has recently received significant attention in the database community [1, 24, 33]). In both case, the goal is to map natural language expressions to SQL queries. There are however several fundamental differences between the problem of natural language query translation and the problem of fact checking. First, in fact checking, we are not only given a natural language query but also a claimed result of that query. Second, instead of a single query, we are given an entire text document containing multiple, related claims.

Our system design is intrinsically based on both particularities. Since we are given claimed results together with queries (in natural language representation), we can partially trade challenges in natural language understanding for processing overheads. More precisely, if we can only narrow down the set of query candidates behind a natural language claim, we can evaluate them and compare their results to the claimed one. At least in case of accurate claims, a matching result provides strong evidence for one specific interpretation of the natural language claim. As query candidates for the same claim tend to be similar, we can furthermore apply techniques such as query merging or caching to increase processing efficiency and finally our accuracy.

This does of course not help us in case of erroneous claims. However, for those we can exploit the fact that we are given an entire text document instead of a single claim. Our initial intuition was that text documents tend to focus on a limited number of aspects of a given data set (e.g., one specific New York Times article about the US Census data set could focus on income inequalities while ignoring other parts of the data). We have verified that intuition later by analyzing a multitude of real reports and articles (more details are provided in Section 7.1). We therefore link natural language claims in a document by a probabilistic model, based on the assumption that claims in the same document tend to have similarities. This gives us the possibility to exploit what we learn about one claim to bias our belief about another.

More precisely, the FactChecker takes as input one relational database and one text document, containing factual claims about the database (among other text). We currently focus on fact-checking claims that can be expressed as SQL queries with aggregates and conjunctive equality predicates. Our initial hypothesis was that this type of claim is at the same time common as well as error-prone (since precise numbers are harder to remember than relative tendencies and since aggregates cannot be verified without actually executing queries on the data). We confirmed this hypothesis by a detailed analysis of various newspaper articles and other reports (more details are given in Section 7.1).

In a first step, the FactChecker indexes query fragments formed from database elements (e.g., we form equality predicates from literals in the database). We exploit data sets such as WordNet in order to associate database entries with synonyms and related keywords. As a result, we obtain for each query fragment a set of keywords. We store each of those keyword sets as a small document that is indexed via an information retrieval engine.

In the second step, the FactChecker analyzes the input text document. We use a simple method to identify potential claims about numerical aggregates of the data. For each claim, we analyze the surrounding text in order to identify the most relevant keywords. We weight keywords in the same sentence based on the dependency parse tree. Also, we exploit the structure of the input text to identify more, potentially relevant keywords. For instance, if the document is structured into sections and subsections then keywords in the headlines of all containing (sub-)sections are interesting. Based on the weighted set of keywords associated with one specific claim, we query the information retrieval engine to rank query fragments.

Claim-specific relevance scores for each query fragment form the input to a probabilistic model. This model is based on the assumption that claims in the text document

have a certain focus. More precisely, we assume that the queries underlying different claims in the same document have all been drawn from the same probability distribution. Of course, we initially do not know the query distribution underlying the document. Also, we do not initially know the queries behind the claims in the document (from which the document query distribution could be easily inferred). We use an expectation-maximization approach to learn the document distribution as well as the most likely query for each claim. Starting from a uniform distribution, we iteratively infer most likely SQL queries for each claim from the document distribution, and infer the document distribution from the most likely claim queries.

Keywords alone are insufficient to reliably interpret the document text. Our key insight is that fact checking allows to reduce uncertainty in natural language analysis by executing likely query candidates. We therefore interleave model learning and query evaluations. If a query candidate evaluates to a result claimed in the text (or to a result that might be rounded to the claimed result), we treat that fact as an important signal for model learning. The more queries we can evaluate under run time constraints, the more accurate our query interpretations will be. We exploit the fact that candidate queries for the same claim (or even for different claims within the same document) are typically similar. We merge different queries for the same claim or even for different claims into single SQL queries, thereby reducing redundant work by orders of magnitude.

We obtain a probability distribution over queries for each claim in the document. Based on the most likely query for each claim, we tentatively mark up each claim as either correct or incorrect. The results are presented to users by marking up verified or potentially erroneous text passages. Users can verify the FactChecker’s interpretations, correct them if necessary, and obtain guidance on alternative query candidates or likely query fragments.

We tested the FactChecker on a set of 53 text documents that summarize relational data sets. Our test cases include for instance newspaper articles by 538 and the New York Times, as well as summaries of developer surveys by Stack Overflow. We did not alter the articles nor did we apply any pre-processing on the associated data. Using the FactChecker, we were able to identify erroneous claims in 17 articles. The most likely SQL query identified by FactChecker for each claim is the right one in more than half of the cases. In more than 68% of the cases, the right query is one of the top ten queries shown to users. This accuracy becomes only possible due to efficient processing strategies that allow us to evaluate hundred thousands of similar query candidates per document, even on large data sets. We show in our experiments that our processing strategies improve query throughput by multiple orders of magnitude.

We executed a user study showing that a user verifies text documents in average about six times faster when using the FactChecker than when using generic SQL interfaces. Also, in fully automated mode, we obtain significantly better recall and precision than state-of-the-art baselines from the areas of natural language query interfaces and fact checking. We summarize our original scientific contributions:

- We introduce the problem of checking aggregates in natural language summaries of relational data.

- We describe a novel system to perform relational fact-checking based on a combination of natural language analysis, learning, and smart “brute-force” query evaluations of likely candidates.
- We report experimental results on many real text documents summarizing relational data sets. We compare against generic query interfaces as well as baselines from the areas of natural language query interfaces and fact checking.

The remainder of this paper is organized as follows. We formalize our problem model in Section 2. In Section 3, we give an overview of the FactChecker system. In Section 4, we describe how we use keywords to map textual claims to potentially relevant query fragments. We describe our probabilistic model, inferring probability distributions over queries, in Section 5. In Section 6, we describe how we efficiently evaluate similar query candidates to verify claims on the database. Section 7 presents detailed experimental results on real articles and associated data. Finally, we describe related work in Section 8.

## 2. PROBLEM STATEMENT

We introduce our problem model and related terminology. We generally assume a scenario where we have a relational *Database* together with a natural language *Text* summarizing it. The relational database might be optionally associated with a data dictionary (mapping database elements such as columns and values to text descriptions). The text document may be semi-structure, i.e. it is organized as a hierarchy of sections and subsections with associated headlines. Also, the text contains *Claims* about the database.

**Definition 1.** A **Claim** is a word sequence from the input text stating that evaluating a query  $q$  on the associated database  $D$  yields a rounded result  $e$ . We focus on SQL queries with numerical results ( $e \in \mathbb{R}$ ). We call  $q$  also the *Matching Query* with regards to the claim. A claim may be a sentence part or a sentence (one sentence may contain multiple claims). A claim is *Correct* if there is an admissible rounding function  $\rho : \mathbb{R} \rightarrow \mathbb{R}$  such that the rounded query results equals the claimed value (i.e.,  $\rho(q(D)) = e$ ).

We currently consider rounding to any number of significant digits as admissible. The approach presented in the next sections can be used with different rounding functions as well. We focus on the class of claim queries defined below.

**Definition 2.** A **Simple Aggregate Query** is an SQL query of the form `SELECT Fct(Agg) FROM T1 E-JOIN T2 ... WHERE C1 = V1 AND C2=V2 AND ...`, calculating an aggregate over an equi-join between tables connected via primary key-foreign key constraints. The where clause is a conjunction of unary equality predicates.

Claims of this format are very popular in practice and at the same time error-prone (see Section 7). The ultimate goal would be to perform purely *Automatic Fact-Checking* (i.e., given a text document and a database, identify claims automatically and decide for each one whether it is correct). This would however require near-perfect natural language understanding which is currently still out of reach. Hence, in this paper, we aim for *Semi-Automatic Fact-Checking* in which we help users to verify claims without taking them out of the loop completely.

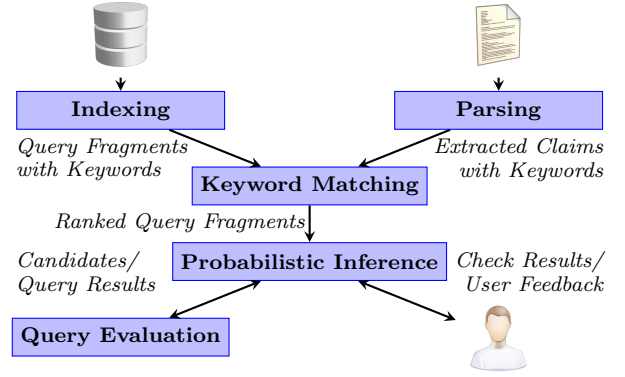


Figure 1: Overview of FactChecker system.

**Definition 3.** Given input  $\langle T, D \rangle$ , a text  $T$  and a database  $D$ , the goal of **Semi-Automatic Fact-Checking** is to identify claims and to map each claim  $c$  to a probability distribution  $Q_c$  over matching queries. This probability distribution can be exploited by a corresponding user interface to quickly verify text in interaction with the user. The quality of a corresponding approach can be measured based on how often the top- $x$  likely query candidates in  $Q_c$  contain the matching query.

**EXAMPLE 1.** Consider the sentence “There were only four previous lifetime bans in my database - three were for repeated substance abuse”, taken from a 538 newspaper article [11]. It contains two claims that translate into the SQL queries `SELECT COUNT(*) FROM NFLSUSPENSIONS WHERE GAMES = 'INDEF'` (with claimed result four) and `SELECT COUNT(*) FROM NFLSUSPENSIONS WHERE GAMES = 'INDEF' AND CATEGORY = 'SUBSTANCE ABUSE, REPEATED OFFENSE'` (with claimed result three) on the associated data set. Our goal is to automatically translate text to queries, to evaluate those queries, and to compare the evaluation result against the claimed one.

## 3. SYSTEM OVERVIEW

Figure 1 shows an overview of the FactChecker system. The input to the FactChecker consists of two parts: a relational data set and a text document, optionally enriched with HTML markup highlighting the text structure. The text contains claims about the data. Our goal is to translate natural language claims into pairs of SQL queries and claimed query results. The process is semi-automated and relies on user feedback to resolve ambiguities. Finally, we enrich the input text with visual markup, identifying claims that are inconsistent with the data.

For each newly uploaded data set, we first identify relevant query fragments. Query fragments include aggregation functions, aggregation columns, or unary equality predicates that refer to columns and values in the data set. We associate each query fragment with keywords, using names of identifiers within the query fragment as well as related keywords that we identify using WordNet [30, 9]. We index query fragments and the associated keywords via an information retrieval engine (we currently use Apache Lucene [15]).

Next, we parse the input text using natural language analysis tools such as the Stanford parser [28]. We identify potentially check-worthy text passages via simple heuristics

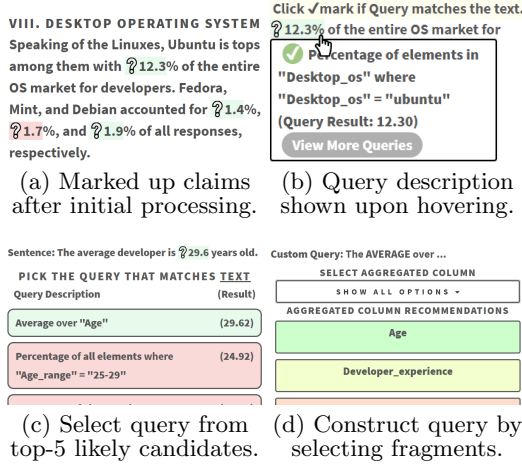


Figure 2: Screenshots from FactChecker interface.

and rely on user feedback to prune spurious matches. Then, we associate each claim with a set of related keywords. We use dependency parse trees as well as the document structure to weight those keywords according to their relevance. We query the information retrieval engine, indexing query fragments, using claim keywords as queries. Thereby we obtain a ranked set of query fragments for each claim passage.

Query fragments with relevance scores form one out of several inputs to a probabilistic model. This model maps each text claim to a probability distribution over SQL query candidates, representing our uncertainty about how to translate the claim. The model considers the document structure and assumes that claims in the same document are linked by a common theme. The document theme is represented via model parameters capturing the a-priori probabilities of certain query properties. We infer document parameters and claim distributions in an iterative expectation-maximization approach. Furthermore, we try to resolve ambiguities in natural language understanding via massive-scale evaluations of query candidates. The FactChecker uses evaluation strategies such as query merging and caching to make this approach practical (we currently use Postgres [16] to evaluate merged queries). We typically evaluate several tens of thousands of query candidates to verify one newspaper article.

After an automated verification stage, the system shows tentative verification results to the user. Claims are colored based on their probability of being erroneous (see Figure 2(a)). Users can hover over a claim to see a natural language description of the most likely query translation (see Figure 2(b)) and may correct the system if necessary. Alternatively, users may pick among the top-k most likely query candidates (see Figure 2(c)) or assemble the query from query fragments with high probability (see Figure 2(d)).

## 4. KEYWORD MATCHING

In the first processing phase, we calculate relevance scores for pairs of claims and query fragments. The higher the relevance score, the more likely the fragment to be part of the query matching the claim. We consider aggregation functions, aggregation columns, and predicate parts as query fragments. Given an input database, we can infer all poten-

```

1: // Calculates claim-specific relevance scores for query
2: // fragments on database  $D$  for claims  $C$  from text  $T$ .
3: function KEYWORDMATCH( $T, D, C$ )
4:   // Index query fragments by keywords
5:    $I \leftarrow \text{INDEXFRAGMENTS}(D)$ 
6:   // Iterate over claims
7:   for  $c \in C$  do
8:     // Retrieve claim-specific keyword context
9:      $K \leftarrow \text{CLAIMKEYWORDS}(c, T)$ 
10:    // Calculate relevance scores for query fragments
11:     $S_c \leftarrow \text{IRRETRIEVAL}(I, K)$ 
12:  end for
13:  return  $\{S_c | c \in C\}$ 
14: end function

```

Algorithm 1: Maps each claim to potentially relevant query fragments based on keywords.

tially relevant query fragments (i.e., we introduce an equality predicate fragment for each literal in the database, an aggregation column fragment for each column containing numerical values etc.). Furthermore, we can associate query fragments with relevant keywords (e.g., the name of a literal, as well as the name of the containing column and synonyms for a fragment representing an equality predicate).

On the other side, we can associate each claim in the input text with relevant keywords, based on the document structure. Having query fragments and claims both associated with keyword sets, we can use methods from the area of information retrieval to calculate relevance scores for specific pairs of query fragments and claims. For instance, we use Apache Lucene in our current implementation, indexing keyword sets for query fragments and querying with claim-specific keyword sets. While keyword-based relevance scores are inherently imprecise, they will form one out of several input signals for the probabilistic model described in the next section. The latter model will associate each claim with a probability distribution over query candidates.

Algorithm 1 summarizes the process by which relevance scores are calculated. It relies on sub-functions for indexing query fragments derived from the database (Function INDEXFRAGMENTS) and for extracting keyword sets for claims (Function CLAIMKEYWORDS).

When loading a new database, we first form all potentially relevant query fragments. Function INDEXFRAGMENTS (we describe its implementation without providing pseudo-code) traverses the database in order to form query fragments that could be part of a claim query. We consider three types of query fragments: aggregation functions, aggregation columns, and equality predicates. All aggregation function specified in the SQL standard are potentially relevant (we could easily add domain-specific aggregation functions). We consider all numerical columns in any table of the database as aggregation columns (in addition, we consider the “all column” \* as argument for count aggregates). Finally, we consider all equality predicates of the form  $c = v$  where  $c$  is a column and  $v$  a value that appears in it.

We associate each query fragment with a set of relevant keywords. Keyword sets are indexed via an information retrieval engine (together with a reference to the corresponding fragment). We associate each standard SQL aggregation function with a fixed keyword set. The keywords for aggregation columns are derived from the column name and the name of its table. Column names are often concatenations

```

1: // Extract keywords for claim  $c$  from text  $T$ .
2: function CLAIMKEYWORDS( $c, T$ )
3:   // Initialize weighted keywords
4:    $K \leftarrow \emptyset$ 
5:   // Add keywords in same sentence
6:   for  $word \in c.sentence$  do
7:      $weight \leftarrow 1/TREEDISTANCE(word, c)$ 
8:      $K \leftarrow K \cup \{ \langle word, weight \rangle \}$ 
9:   end for
10:  // Add keywords of sentences in same paragraph
11:   $s \leftarrow \min\{1/TREEDISTANCE(k, c) | k \in c.sentence\}$ 
12:   $K \leftarrow K \cup \{ \langle k, 4s \rangle | k \in c.prevSentence \}$ 
13:   $K \leftarrow K \cup \{ \langle k, 4s \rangle | k \in c.paragraph.firstSentence \}$ 
14:  // Add keywords in preceding headlines
15:   $s \leftarrow c.containingSection$ 
16:  while  $c \neq \text{null}$  do
17:     $K \leftarrow K \cup \{ \langle k, 7s \rangle | k \in s.headline.words \}$ 
18:     $s \leftarrow s.containingSection$ 
19:  end while
20:  return  $K$ 
21: end function

```

Algorithm 2: Extracts a set of keywords for a claim.

of multiple words and abbreviations. We therefore decompose column names into all possible substrings and compare against a dictionary. Furthermore, we use WordNet to associate each keyword that appears in a column name with its synonyms. The keywords for an equality predicate of the form  $c = v$  are derived from the column name  $c$  (and from the name of the containing table) as well as from the name of value  $v$ . Finally, the FactChecker also offers a parser for common data dictionary formats. A data dictionary associates database columns with additional explanations. If a data dictionary is provided, we add for each column the data dictionary description to its associated keywords.

Next, we associate each claim in the input text with a (weighted) set of keywords. More precisely, we iterate over each number in the input text (either specified as digits or written out) that is likely to represent a claimed query result. We describe in Section 3 how they are identified. Algorithm 2 associates each such claim with weighted keywords, extracted from the containing text. First, we consider keywords in the claim sentence itself (i.e., the sentence in which the claimed result number is found). One sentence might contain multiple claims and we must decide what keywords are most relevant to one specific claim. For that, we construct a dependency parse tree of the claim sentence. We make the simplifying assumption that sentence parts are more closely related, the lower their distance (i.e., number of tree edges to traverse) is in the parse tree. Hence, for each numerical aggregate representing the result of a claim, we weight the surrounding keywords based on their distance in the dependency tree.

Considering keywords in the same sentence is often insufficient. In practice, relevant context is often spread over the entire text. We exploit the structure of the text document in order to collect potentially relevant keywords. Our current implementation uses HTML markup but the document structure could be easily derived from the output format of any word processor. We assume that the document is structured hierarchically into sections, sub-sections etc. For a given claim sentence, we “walk up” that hierarchy and add keywords in all headlines we encounter. In addition, we

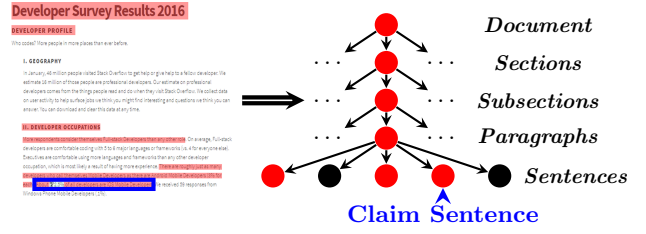


Figure 3: Keyword context of claim sentence: keyword sources are marked up in red, the claim sentence in blue.

add keywords from the first and preceding sentences in the same paragraph. Figure 3 illustrates keyword sources for an example claim.

Having associated both, query fragments and claims, with keywords, we can map claims to likely query candidates. We indexed keyword sets associated with query fragments in an information retrieval engine. For a given claim, we use the associated keyword set to query that information retrieval engine. The returned results correspond to query fragments that are associated with similar keywords as the claim. Furthermore, each returned query fragment is associated with a relevance score, capturing how similar its keywords are to the claim-related keywords. Combining all returned query fragments in all possible ways (within the boundaries of the query model described in Section 2) yields the space of claim-specific query candidates. Each candidate is characterized by a single aggregation function fragment, applied to an aggregation column fragment, in the SQL select clause. In addition, each candidate is characterized by a set of unary equality predicates that we connect via a conjunction in the SQL where clause. The SQL from clause can be easily inferred from the other query components: it contains all tables containing any of the columns referred to in aggregates or predicates. We connect those tables via equi-joins along foreign-key-primary-key join paths.

## 5. PROBABILISTIC MODEL

We map each natural language claim to a probability distribution over matching SQL queries. Based on the most likely query for each claim, we can decide which claims are likely to be wrong and focus the user’s attention on those.

Our probabilistic model is based on a fundamental property of typical text documents (we quantify this effect in Section 7.1): text summaries tend to have a primary focus. The claims made in a text are not independent from each other but typically connected via a common theme. If we find out the common theme, mapping natural language claims to queries becomes significantly easier.

We represent the common theme as a document-specific probability distribution over queries. We use that distribution as a prior when inferring likely queries for each claim. Beyond the prior distribution, the likelihood of queries depends on the keyword-based relevance scores that are associated with each claim (we described how those relevance scores can be calculated in the last section).

We face a circular dependency: if we had the document theme, we could use it as prior in our search for the most likely query for each claim. On the other side, if we had the



```

1: // Calculate for each claim in  $C$  a distribution over
2: // matching queries on database  $D$  using relevance
3: // scores  $S$  via expectation maximization.
4: function QUERYANDLEARN( $D, C, S$ )
5:   // Initialize priors describing text document
6:    $\Theta \leftarrow \text{UNIFORM}$ 
7:   // Iterate EM until convergence
8:   while  $\Theta$  not converged yet do
9:     // Treat each factual claim
10:    for  $c \in C$  do
11:      // Calculate keyword-based probability
12:       $Q_c \leftarrow \text{TEXTPROBABILITY}(S, \Theta)$ 
13:    end for
14:    // Refine probability via query evaluations
15:     $Q \leftarrow \text{REFINEBYEVAL}(\{Q_c | c \in C\}, C, D)$ 
16:    // Update document-specific priors
17:     $\Theta \leftarrow \text{MAXIMIZATION}(\{Q_c | c \in C\})$ 
18:  end while
19:  return  $\{Q_c | c \in C\}$ 
20: end function

```

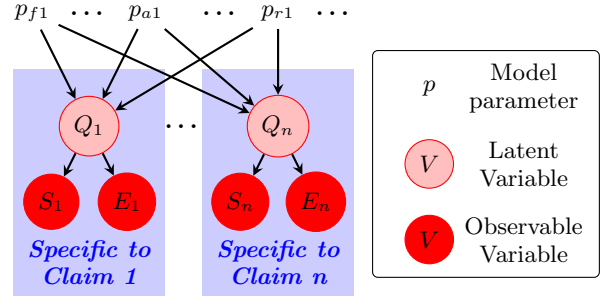
Algorithm 3: Learn document-specific probability distribution over queries and refine by evaluating query candidates.

most likely query for each claim, we could infer the document theme. This motivates an expectation-maximization approach [8] in which model parameters (describing here the document-specific query distribution) and values of latent variables (describing claim-specific query distributions) are iteratively refined, using tentative values for one of the two to infer estimates for the other.

Algorithm 3 describes how the FactChecker infers probability distributions over query candidates. Starting from a uniform document distribution (captured by parameter  $\Theta$  whose precise components are described in the following), the algorithm iterates until convergence. In each iteration, a claim-specific probability distribution over query candidates is calculated for each claim, based on the relevance scores provided as input and the model parameters.

Strong evidence that a query candidate matches a natural language claim can be obtained by evaluating the query and comparing its result to the claimed one. However, evaluating queries on potentially large data sets may lead to significant processing overheads. Myriads of queries are possible for a given data set and we cannot execute all of them. This is why we use a preliminary, claim-specific query distribution to select promising query candidates for execution. In the next section, we describe efficient processing strategies enabling us to execute hundreds of thousands of query candidates during learning. The evaluation of promising candidates is encapsulated in Function REFINEBYEVAL in Algorithm 3. The result is a refined probability distribution over query candidates for a given claim that takes evaluation results into account. Finally, the model parameters are updated based on the claim-specific distributions.

In the following, we provide details on our probabilistic model. A simplified version of the model is illustrated in Figure 4. We need to keep that model relatively simple for the following reason: having more parameters to learn typically requires a higher number of iterations until convergence. In our case, each iteration requires expensive data processing and hence we cannot afford an elevated number of steps. We therefore introduce only parameters that describe the



**Figure 4: Simplified probabilistic model for query inference: parameters describe prior probabilities of query characteristics, claim queries ( $Q_c$ ) are latent while relevance scores ( $S_c$ ) and evaluation results ( $E_c$ ) are observable.**

probability of certain coarse-grained query features:

$$\Theta = \langle p_{f1}, p_{f2}, \dots, p_{a1}, p_{a2}, \dots, p_{r1}, p_{r2}, \dots \rangle \quad (1)$$

Here,  $p_{fi}$  is the prior probability of selecting the  $i$ -th aggregation function (such as an average or a sum),  $p_{ai}$  is the probability of selecting the  $i$ -th numerical column to aggregate, and  $p_{ri}$  is the probability that a restriction (i.e., equality predicate) is placed on the  $i$ -th column. We can only have a single aggregation function and a single column to aggregate over, the corresponding parameters must therefore sum up to one. This does not apply to the parameters describing the likelihood of a restriction as a query might restrict multiple columns at the same time. During the maximization step of Algorithm 3 (line 17), we simply set each component of  $\Theta$  to the ratio of maximum likelihood queries with the corresponding property, scaled to the total number of claims in the document. For instance, for updating  $r_i$ , we divide the number of maximum likelihood queries (summing over all claims) placing a restriction on the  $i$ -th column by the number of claims.

Next, we show how to calculate claim-specific probability distributions over queries, assuming given values for the parameters above. We introduce random variable  $Q_c$  to model the query described in claim  $c$ . Hence,  $\Pr(Q_c = q)$  is the probability that the text for claim  $c$  describes a specific query  $q$ . Variable  $Q_c$  depends on another random variable,  $S_c$ , modeling relevance scores for each query fragment. Those relevance scores are generated by an information retrieval engine, as discussed in the last section, based on keywords in claim text. If a query fragment has high relevance scores (i.e., many related keywords appear in the claim), the probability of  $Q_c$  for queries containing that fragment increases. Also, if a query evaluates to the claimed result, the probability that the claim describes this query should intuitively increase. We model by  $E_c$  evaluation results for a set of promising query candidates and  $Q_c$  depends on  $E_c$ . According to the Bayes rule, we obtain:

$$\Pr(Q_c | S_c, E_c) \propto \Pr(S_c \wedge E_c | Q_c) \cdot \Pr(Q_c) \quad (2)$$

$\Pr(Q_c)$  denotes prior query probabilities, derived from a document-specific theme. Assuming independence between relevance scores and evaluation results, we obtain:

$$\Pr(S_c \wedge E_c | Q_c) = \Pr(S_c | Q_c) \cdot \Pr(E_c | Q_c) \quad (3)$$

We assume independence between different query characteristics. This is a simplification (as certain aggregation functions might often be used with certain aggregation columns for instance), but modeling dependencies would require additional parameters and our prior remark about model complexity applies. Via independence assumptions, we obtain:

$$\Pr(S_c|Q_c) = \Pr(S_c^F|Q_c) \cdot \Pr(S_c^A|Q_c) \cdot \Pr(S_c^R|Q_c) \quad (4)$$

Variable  $S_c^F$  represents the relevance scores assigned to each aggregation function by the information retrieval engine, based on keywords surrounding claim  $c$ . By  $S_c^A$ , we denote relevance scores for aggregation columns, and by  $S_c^R$  scores for query fragments representing restrictions (i.e., equality predicates). The probability  $\Pr(S_c^A|Q_c)$  is for instance the probability that we obtain relevance scores  $S_c^A$ , assuming that the text author describes query  $Q_c$  in claim  $c$ . Obtaining a high relevance score for a query fragment (be it aggregation function, column, or predicate) means that related keywords appear prominently in the claim text. Hence, query fragments that are part of the claim query should tend to receive higher relevance scores than the others.

We use a simple model that complies with the latter intuition: the probability to receive certain relevance scores is proportional to the relevance scores of the fragments appearing in the claim query. E.g., assume that claim query  $q$  aggregates over column  $a \in A$  (where  $A$  designates the set of all candidate columns for aggregates in the database). We denote by  $S_c^A(a)$  the relevance score for the query fragment representing that specific column  $a$ . We set  $\Pr(S_c^A|Q_c = q) = S_c^A(a) / \sum_{a \in A} S_c^A(a)$ , scaling relevance scores to the sum of relevance scores over all query fragments in the same category (i.e., aggregation columns in this case).

Correct claims are more likely than incorrect claims in typical text documents. Hence, if a query candidate evaluates to the claimed value, it is more likely to be the query matching the surrounding text. It is typically not feasible to evaluate all candidate queries on a database. Hence, we restrict ourselves to evaluating queries that have high probabilities based on relevance scores alone (line 14 in Algorithm 3). Let  $E_c$  be the evaluation results of promising queries for claim  $c$ . We set  $\Pr(E_c|Q_c = q) = p_T$  if the evaluations  $E_c$  map query  $q$  to a result that rounds to the claimed value. We set  $\Pr(E_c|Q_c = q) = 1 - p_T$  otherwise. Parameter  $p_T$  is hence the assumed probability of encountering true claims in a document. Different settings realize different tradeoffs between precision and recall (see Section 7).

We finally calculate prior query probabilities, assuming again independence between different query characteristics:

$$\Pr(Q_c) = \Pr(Q_c^F) \cdot \Pr(Q_c^A) \cdot \prod_{r \in R} \Pr(Q_c^r) \quad (5)$$

The prior probabilities of specific aggregation functions ( $\Pr(Q_c^F)$ ), aggregation columns ( $\Pr(Q_c^A)$ ), and restrictions ( $\Pr(Q_c^r)$ ) follow immediately from the model parameters  $\Theta$ . In summary, let  $q$  be an SQL query with aggregation function  $f_q$  and aggregation column  $a_q$ , containing equality predicates restricting the  $i$ -th column to value  $V_q(i)$  (with  $V_q(i) = *$  if no restriction is placed on the  $i$ -th column). The probability  $\Pr(Q_c = q)$  that query  $q$  is described in claim  $c$  is *proportional* to the product of the following factors: the prior probability of  $q$  appearing in the current document (i.e.,  $p_{f_q} \cdot p_{f_a} \cdot \prod_{i: V_q(i) \neq *} p_{r_i}$ ), the likelihood to receive the

```

1: // Calculate aggregates  $S_{FA}$  on data  $D$  for row sets
2: // defined by predicates on columns  $G$  with non-zero
3: // probability according to query distribution  $Q$ .
4: function CUBE( $Q, D, G, S_{FA}$ )
5:   // Collect directly referenced tables
6:    $T \leftarrow \{\text{TABLE}(x) | \langle f, x \rangle \in S_{FA} \vee x \in D\}$ 
7:   // Add tables and predicates on join paths
8:    $T \leftarrow T \cup \{\text{JOINPATHTABLES}(t_1, t_2) | t_1, t_2 \in T\}$ 
9:    $J \leftarrow \{\text{JOINPATHPREDS}(t_1, t_2) | t_1, t_2 \in T\}$ 
10:  // Collect relevant literals for any claim
11:   $L \leftarrow \{\text{LITERALS}(r) | r \in D \wedge \exists c \in C : \Pr(l|Q_c) > 0\}$ 
12:  return EXECUTEQUERY( $D, "$ 
    SELECT  $S_{FA}, D$  FROM
    ( SELECT  $S_{FA}, \text{INORDEFAULT}(P, L)$ 
    FROM  $T$  WHERE  $J$  ) CUBE BY  $P$  ")
13: end function
14: // Refine probabilities  $Q$  for claims  $C$  on data  $D$ .
15: procedure REFINEBYEVAL( $Q, C, D$ )
16:   // Evaluate likely queries for each claim
17:   for  $c \in C$  do
18:     // Pick scope for query evaluations
19:      $\langle S_F, S_A, S_R \rangle \leftarrow \text{PICKSCOPE}(Q, C, D)$ 
20:     // Initialize query evaluation results
21:      $E \leftarrow \emptyset$ 
22:     // Iterate over predicate column group
23:     for  $G \subseteq S_R : |G| = n_G(|S_R|)$  do
24:       // Form likely aggregates
25:        $S_{FA} \leftarrow F \times A$ 
26:       // Exploit cache content
27:       for  $fa \in S_{FA} | \text{ISCACHED}(fa, G)$  do
28:          $E \leftarrow E \cup \text{CACHEGET}(fa, G)$ 
29:          $S_{FA} \leftarrow S_{FA} \setminus \{fa\}$ 
30:       end for
31:       // Generate missing results
32:        $E \leftarrow E \cup \text{CUBE}(Q, D, G, S_{FA})$ 
33:       // Store in cache for reuse
34:        $\text{CACHEPUT}(S_{FA}, G, E)$ 
35:     end for
36:     // Refine query probabilities
37:      $Q_c \leftarrow \text{REFINE}(Q_c, E)$ 
38:   end for
39:   return  $Q$ 
40: end procedure

```

Algorithm 4: Refine query probabilities by evaluations.

observed keyword-based relevance scores for  $q$ 's query fragments (i.e.,  $S_c(f_q) \cdot S_c(a_q) \cdot \prod_i S_c(r_i = V_q(i))$  where  $S_c()$  generally maps fragments to their scores for claim  $c$ ), and  $p_T$  if the rounded query result matches the claim value (or  $1 - p_T$  otherwise). We can use this formula to map each claim to a maximum likelihood query (line 12 in Algorithm 3). Note that it is not necessary to scale relevance scores since the scaling factor is constant for each specific claim. We only compare query candidates that have been selected for evaluation based on their keyword and prior-based probabilities alone (line 15 in Algorithm 3).

## 6. QUERY EVALUATION

In fact checking, we can partially resolve ambiguities in natural language understanding by evaluating large numbers of query candidates. As shown in Section 7, the ability to

process large numbers of query candidates efficiently turns out to be crucial to make fact checking practical.

The expectation maximization approach presented in the last section relies on a sub-function, `REFINEBYEVAL`, to refine query probabilities by evaluating candidates. Algorithm 4 implements that function. The input is an unrefined probability distribution over query candidates for each natural language claim, as well as the claim set and the database they refer to. The output is a refined probability distribution, taking into account query evaluation results.

Ideally, we would be able to evaluate all query candidates with non-zero probability based on the initial estimates. By matching the results of those queries to results claimed in text, we would be able to gain the maximal amount of information. In practice, we must select a subset of query candidates to evaluate. To make the choice, we consider two factors. First, we consider the a-priori likelihood of the query to match the claim. Second, we consider processing efficiency and might sometimes choose queries with a lower probability since they can be processed very efficiently.

Queries are characterized by three primary components in our model: an aggregation function, an aggregation column, and a set of predicates. In a first step (line 19 in Algorithm 4), we determine the evaluation scope as the set of alternatives that we consider for each query characteristic. To determine the scope, we use a cost model that takes into account the size of the database as well as the number of claims to verify. Function `PICKSCOPE` exploits the marginal probabilities of query characteristics. It expands the scope, prioritizing more likely alternatives, until estimated evaluation cost according to our cost model reaches a threshold.

As a naive approach, we could form all query candidates within the scope and evaluate them separately. This would however neglect several opportunities to save computation time by avoiding redundant work. First, alternative query candidates for the same claim tend to be quite similar. This means that the associated query plans can often share intermediate results, thereby amortizing computational overheads. Second, even the query candidates for different claims in the same document tend to be similar, thereby enabling us to amortize cost again. This relates to our observation (quantified in Section 7) that different claims in the same document are often semantically related. Finally, Algorithm 4 will be called repeatedly for the same document (over different iterations of the expectation maximization approach). In particular in later iterations, topic priors change slowly and likely query candidates for the same claim change only occasionally between iterations. This enables us to reuse results from previous iterations. Algorithm 4 exploits all three opportunities to avoid redundant work.

At the lowest layer, we use cube queries to efficiently calculate aggregates for different data subsets. Each data subset is associated with one specific combination of query predicates. One cube query can therefore cover many alternative query candidates as long as their equality predicates refer to a small set of columns (the cube dimensions). Executing a cube query on a base table yields aggregates for each possible value combination in the cube dimension. The result set can be large if cube dimensions contain many distinct values. In the context of fact checking, we are typically only interested in a small subset of values (the ones with non-zero marginal probabilities, meaning that corresponding matches are returned after keyword matching). We can however not

filter the data to rows containing those values before applying the cube operator: this would prevent us from obtaining results for query candidates that do not place any predicate on at least one of the cube dimensions. Instead, we apply the cube operator to the result of a sub-query that replaces all literals with zero marginal probability by a default value (function `INORDEFAULT`). This reduces the result set size while still allowing us to evaluate all related query candidates. Note that evaluating multiple aggregates for the same cube dimensions in the same query is typically more efficient than evaluating one cube query for each aggregate. Hence, we merge as many aggregates as possible for the same dimensions into the same query.

Furthermore, we avoid redundant computation by the use of a cache. The cache is accessed via functions `ISCACHED`, `CACHEGET`, and `CACHEPUT` with the obvious semantics. The cache persists across multiple iterations of the main loop in Algorithm 4 and across multiple invocations of Algorithm 4 for the same document (during expectation maximization). We avoid query evaluations if results are available in the cache and cache each generated result. We can choose the granularity at which results are indexed by the cache. Indexing results at a coarse granularity might force us to retrieve large amount of irrelevant data. Indexing results at a very fine granularity might create overheads when querying the cache and merging result parts. We found the following granularity to yield a good performance tradeoff: we index (partial) cube query results by a combination of one aggregation column, one aggregation function, and a set of cube dimensions. The index key does not integrate the set of relevant literals in the cube columns, although the set of literals with non-zero marginal probability may vary across different claims or iterations. We generally generate results for all literals that are assigned to a non-zero probability for any claim in the document (this set is equivalent to the set of literals in predicates returned during keyword matching). This simplifies indexing and is motivated by the observation that different claims tend to have high overlap in the sets of relevant literals for a given column.

To create more opportunities to share partial results, we cover the query scope via multiple cube queries, iterating over subsets of cube dimensions. Additionally, this prevents us from generating results for cube queries with an unrealistically high number of cube dimensions (e.g., we expect at most three predicates per claim in typical newspaper articles while the query scope may include several tens of predicate columns). On the other hand, we increase the total number of queries and generate redundant results. We use function  $n_G(x)$  to pick the number of dimensions for each cube query. We chose  $n_G(x) = \max(m, x-1)$  for our Postgres-based cube operator implementation where  $m$  is the maximal number of predicates per claim (we use  $m = 3$ ). Function `CUBE` in Algorithm 4 constructs the cube query (we use simplified SQL in the pseudo-code), executes it, and returns the result. It uses function `TABLE` to retrieve associated database tables for aggregates and predicates. It exploits join paths to identify connecting tables and join predicates. Our approach assumes that the database schema is acyclic.

## 7. EXPERIMENTAL EVALUATION

We evaluated the FactChecker on 53 real articles, summarizing data sets and featuring 392 claims. Those test cases range from New York Times and 538 newspaper articles to



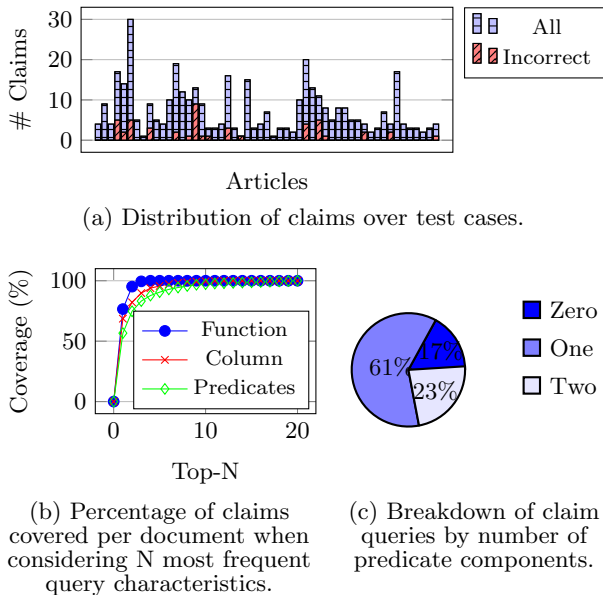


Figure 5: Analysis of test case articles.

summaries of Internet surveys. Using our tool, we were able to identify multiple erroneous claims in those articles, as confirmed by the article authors. All test cases and a live demo of the system are accessible online [22, 40].

In Section 7.1, we describe how test cases were collected and analyze them in detail. We verify several hypotheses that the design of the FactChecker implicitly relies on. In Section 7.2, we measure the accuracy of the FactChecker and its variants in fully automated mode, i.e. without user interaction. In Section 7.3, we report results of a detailed user study, comparing the efficiency of users when fact-checking articles using different tools. Finally, in Section 7.4, we compare the FactChecker against other state-of-the-art baselines with respect to recall and precision.

## 7.1 Test Cases

We collected 53 publicly available articles summarizing data sets. The most important criterion for our selection was that the article must unambiguously identify a tabular data set it refers to. Under that constraint, we aimed at collecting articles from different sources and authors, treating a variety of topics (covering for instance sports, politics or economy). Our goal was to obtain experimental results that are representative across a variety of domains and writing styles. We used newspaper articles from the New York Times [6], 538 [21], Vox [29], summaries of developer surveys on Stack Overflow [38], and Wikipedia [7] articles. A full list of articles, together with further statistics, can be found at our project website. The associated data sets range in size from a few kilobytes to around 100 megabytes. Most of them were stored in the .csv format. In a few instance, we removed free text comments, written before or after the actual table data, to obtain valid .csv format. We did however not apply any kind of pre-processing that could have simplified the fact checking process (e.g., we did not change the original column or value names in the data nor did we change the data structure in any way).

To generate ground truth for the claims in our articles,

we constructed corresponding SQL queries by hand, after a careful analysis of text and data. We contacted the article authors in case of ambiguities. The FactChecker currently supports claims about simple aggregation queries (see Section 2). We identified 392 claims that comply with the supported format. The FactChecker is based on the hypothesis that such claims are relatively common in text documents summarizing data. To test that hypothesis, we compared against another type of claim supported by another recently proposed system. The MARGOT system [27] extracts claims that are backed up not by structured data but by arguments in text. Applying MARGOT to the same set of test cases as the FactChecker, we were able to extract 389 claims. The claim type supported by the FactChecker system is therefore relatively common in comparison. At the same time, such claims are relatively error-prone as shown in Figure 5(a). We found 12% of claims to be erroneous and 17 out of 53 test cases contain at least one erroneous claim.

Further, we hypothesize that documents have a primary theme such that queries matching claims in the same document tend to have similar characteristics. This is the motivation behind the expectation maximization approach described in Section 5. Figure 5(b) shows the percentage of claim queries per document covered by considering for each query characteristic (i.e., aggregation function, aggregation column, or the column set on which predicates are placed) only the N most frequent instances in the corresponding document (e.g., the three most frequent aggregation functions in the document). Figure 5(b) shows that most queries in a document share the same characteristics (e.g., considering only the top three characteristics covers in average 90.8% of claims in a document). This confirms our second hypothesis.

Finally, being well aware of limitations of current natural language understanding methods, this project was partially motivated by the hope that claims made in practice tend to be rather simple (i.e., they translate into simple SQL queries). Articles summarizing data sets are often targeted at mainstream users without specific IT background. Avoiding all too complex claims makes articles more readable. Figure 5(c) classifies queries by simply counting the number of equality predicates in the corresponding WHERE clause. This is only one out of several ways to measure query complexity. Still, the figure shows that most queries tend to be relatively simple according to that metric.

## 7.2 Automated Checking Accuracy

We evaluate the FactChecker in fully automated mode. We demonstrate the impact of various design decisions on the text to query translation accuracy. Fully automated fact-checking is not our primary use case as user feedback can help to improve checking accuracy. Still, the first phase of fact-checking (inferring probability distributions over claim queries) is purely automated and can be benchmarked separately. The higher the accuracy of the first phase, the smaller the number of corrective actions required from users.

To put the following results into perspective, note that our test cases allow in average to form  $3.76 \times 10^{10}$  query candidates that comply with our query model. Figure 6 shows the percentage of claims for which the right query was within the top-N most likely query candidates after fully automated verification. The most likely query (which is used for tentative fact-checking before user intervention) is in 58.4% of claims the right one. For 68.4% of the test claims, the right

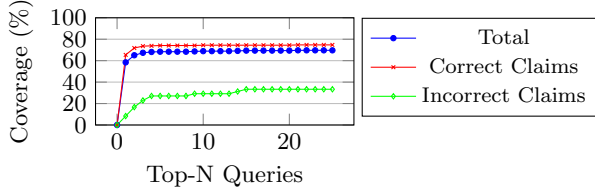


Figure 6: Percentage of claims for which correct queries were in the N most likely queries.

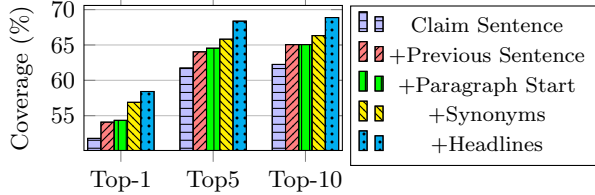


Figure 7: Coverage as a function of keyword context.

query is within the top-5 recommendations (each of those queries can be selected with only two clicks total by users).

Besides total coverage, Figure 6 reports coverage for correct and incorrect claims (according to ground truth) separately. Clearly, coverage is higher for correct claims as matching the evaluation result of the query to the text value provides us with strong evidence. Note however that, even if we cannot recognize the right query for an incorrect claim, it will still often be marked as probably incorrect (since no matching query candidate can be found either).

Finally, we validate our design decisions by examining the factors that contribute towards higher accuracy as follows:

**Keyword context.** Figure 7 illustrates the impact of the keyword context on text to query translation coverage. Clearly, in particular for determining the most likely query, each keyword source considered by the FactChecker is helpful and improves coverage.

**Probabilistic model.** Table 1 demonstrates the benefits of a sophisticated probabilistic model. Compared to using keyword-based relevance scores alone (variables  $S_c$ ), we successively improve coverage by first integrating query evaluation results (variables  $E_c$ ) and then document-specific topic priors (parameters  $p_X$ ).

**Effect of parameter  $p_T$ .** Parameter  $p_T$  is the assumed a-priori probability of encountering correct claims. Figure 8 shows that we obtain different tradeoffs between recall (i.e., percentage of erroneous claims spotted, based on the most likely query for each claim) and precision (i.e., percentage of claims correctly marked up as wrong) when varying it. Reducing  $p_T$  makes the system more “suspicious” and increase recall at the cost of precision. We empirically determined

Table 1: Coverage versus probabilistic model.

Version	Top-1	Top-5	Top-10
Relevance scores $S_c$	10.7%	31.6%	41.1%
+ Evaluation results $E_c$	53.1%	64.8%	65.8%
+ Learning priors $p_X$	58.4%	68.4%	68.9%

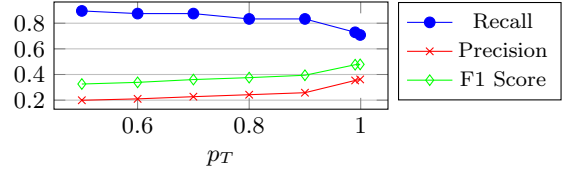


Figure 8: Parameter  $p_T$  versus recall and precision.

Table 2: Run time for all test cases.

Version	Total (s)	Query (s)	Speedup
Naive	2587	2415	-
+ Query Merging	151	39	$\times 61.9$
+ Caching	128	18	$\times 2.1$

$p_T = 0.999$  to yield a good tradeoff for our test data set.

**Effect of massive processing.** We evaluate a large number of query candidates to refine verification accuracy. An efficient processing strategy is required to avoid excessive computational overheads. Table 2 demonstrates the impact of the optimizations discussed in Section 6 (we used a laptop with 16 GB RAM and a 2.5 GHZ Intel i5-7200U CPU running Windows 10). We report total execution times and also only the query processing times for fact-checking our entire set of test cases. Processing candidates naively yields query processing times of more than 40 minutes. Merging query candidates and caching query results yield accumulated processing time speedups of more than factor 129.9.

Figure 9 shows the benefit of massive processing. We vary the number of hits to collect using Apache Lucene per claim (left) as well as the number of aggregated columns we consider during evaluation (right). Both affect run time (for all test case) as well as average coverage. It turns out that a higher processing time budget results in greater coverage.

### 7.3 User Study

We conducted two user studies, on-site and online, to demonstrate the benefit of specialized fact checking tools over generic query interfaces.

**On-site User Study.** We performed an anonymized user study to see whether or not the FactChecker enables users to verify claims more efficiently than generic interfaces. We selected six articles from diverse sources (538, the New York Times, and Stack Overflow). We selected two long articles

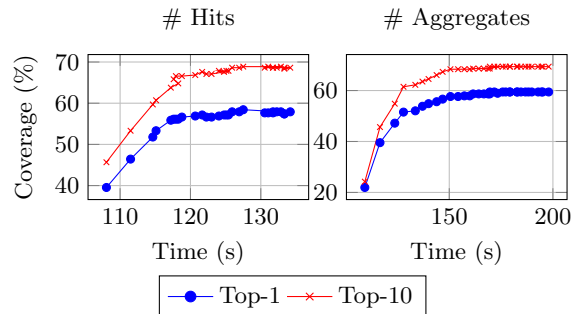
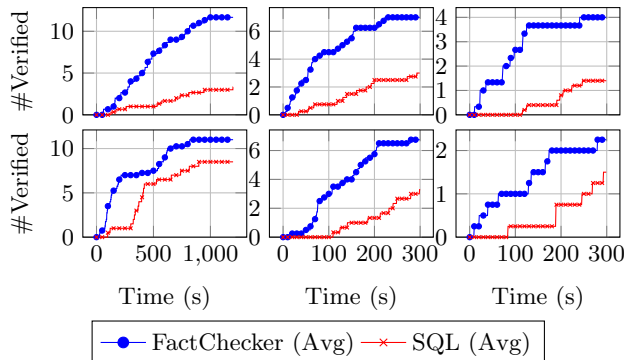
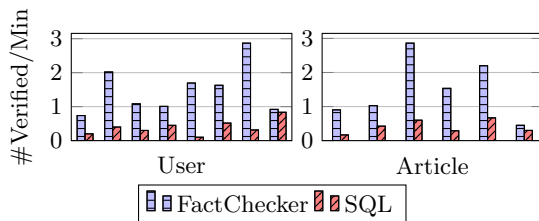


Figure 9: Coverage versus processing overheads.



**Figure 10: Number of correctly verified claims as a function of time, using different tools on different articles. Articles left-to-right then top-to-bottom: [37], [36], [12], [10], [5], [13].**



**Figure 11: Number of claims verified per minute, grouped by user and by article. Articles left to right: [37], [10], [36], [12], [5], [13].**

featuring more than 15 claims [37, 10] and four shorter articles with five to ten claims each [36, 5, 12, 13]. Users had to verify claims in those documents, either by executing SQL queries on the associated database or by using the FactChecker. We gave a time limit of 20 minutes for each of the two longer articles and five minutes for each of the shorter ones. Users were alternating between tools and never verified the same document twice. We had eight participants, seven of which were computer science majors. We gave users a six minute tutorial for FactChecker.

Figure 10 reports the number of correctly verified claims for different articles and tools as a function of time. We collected timestamps from the FactChecker interface and analyzed SQL logs to calculate times for SQL queries. We count a claim as verified if the user selected the right query in the FactChecker interface or if the right query was issued via SQL. Clearly, users tend to be more efficient when using the FactChecker in each single case. Figure 11 aggregates those results into the “fact-checking throughput”, meaning the number of correctly verified claims per minute, grouped by user (left) and by article (right). It turns out that users are in average six times faster at verifying claims when using the FactChecker interface. Table 3 shows that this speedup is mainly due to our ability to automatically map claims to the right query in most cases (in 82.6% of cases, users selected one of the top-5 proposed queries).

Table 4 finally adopts a complementary perspective and measures the number of erroneous claims that was found (recall) and the percentage of incorrect claims among the ones marked up as incorrect (precision). We identified in

**Table 3: Verification by used FactChecker features.**

Top-1	Top-5	Top-10	Custom
44.5%	38.1%	4.6%	12.8%

**Table 4: Results of on-site user study.**

Tool	Recall	Precision	F1 Score
FactChecker + User	100.0%	91.4%	95.5%
SQL + User	30.0%	56.7%	39.2%

total three erroneous claims in our six test case articles. As expected, users achieve highest scores when interacting with the FactChecker. In a final survey, five out of eight users had a “much better” overall experience with the FactChecker while the remaining three had a “better” experience.

**Crowd Worker Study.** We conducted an additional, larger study with crowd workers, recruited on Amazon Mechanical Turk (AMT) [2]. Our goal was to show that the FactChecker can be used by typical crowd workers (whom we do not expect to have a strong IT background) and without prior training. Furthermore, we compared against yet another baseline that is commonly used by laymen to analyze data: spreadsheets. We uploaded data for all test cases into an online demo of the FactChecker as well as into a public Google Sheet document.

First, we asked 50 distinct crowd workers to verify numerical claims in a 538 newspaper article [10] via the FactChecker. We asked 50 additional workers to verify the same article using Google Sheets. We paid 25 cents per task and did not set any worker eligibility constraints. We compare baselines in terms of recall (i.e., percentage of erroneous claims identified) and precision (i.e., ratio of actually erroneous claims among all claims flagged by crowd worker). We had only 19 respondents for the FactChecker interface and 13 respondents for the Google sheet interface over a 24 hours period. Table 5 summarizes the performance results (scope: document). While the performance of crowd workers is only slightly worse compared to the participants of our prior user study when using the FactChecker, crowd workers are unable to identify a single erroneous claim via spreadsheets.

We doubled the payment and narrowed the scope for verification down to two sentences (taken from another 538 article [14]). We deliberately selected an article with a very small data set where claims could even be verified by counting entries by hand. All 100 tasks were solved within a 24 hours period. Table 5 (scope: paragraph) shows improved results for the spreadsheet, the performance difference to the FactChecker is however enormous.

## 7.4 Comparison Against Baselines

We compare the FactChecker against other tools for fact checking and natural language to SQL query translation. ClaimBuster [17, 18] is another recently proposed system for automated fact checking of text documents. ClaimBuster comes in multiple versions. ClaimBuster-FM matches input text against a database containing manually verified statements with truth values. ClaimBuster-FM returns the most similar statements from the database, together with similarity scores. We tried aggregating the truth values of the

**Table 5: Amazon Mechanical Turk results.**

Tool	Scope	Recall	Precision	F1 Score
FactChecker	Document	56%	53%	54%
G-Sheet		0%	0%	0%
FactChecker	Paragraph	86%	96%	91%
G-Sheet		42%	95%	58%

returned matches in two ways: ClaimBuster-FM (Max) uses the truth value of the statement with maximal similarity as final result. ClaimBuster-FM (MV) uses the weighted majority vote, weighting the truth value of each returned statement by its similarity score.

Another version of ClaimBuster (ClaimBuster-KB) transforms an input statement into a series of questions, generated by a question generation tool [19, 20]. Those questions are sent as queries to knowledge bases with natural language interfaces (e.g. Wolfram Alpha and Google Answers). The bottleneck however is that the required data for our test cases is not available in these generic knowledge bases. Nevertheless, a natural language query interface running on a database with all our data sets can be used as an alternative knowledge base for ClaimBuster-KB instead. To do so, we use NaLIR [25, 24], a recently proposed natural language database query interface. We cannot directly use NaLIR for fact checking as its input format only allows natural language queries (not claims). Thus, we use the same question generation tool as ClaimBuster-KB to transform claims into question sequences and send them (including the original sentence) as queries to NaLIR. Then, we compare the results from NaLIR with the claimed value in text to see if there is a match on at least one of the queries. If so, we verify the claim as correct and if not, as wrong. Note that, using the original code of NaLIR, less than 5% of sentences are translated into SQL queries while others throw exceptions during the translation process. We extended the code to support a broader range of natural language queries (e.g., by implementing a more flexible method for identifying command tokens in parse trees) which increased the translation ratio to 42.1%. Still, only 13.6% of the translated queries return a single numerical value which can be compared with the claimed value in text.

Table 6 compares all baselines in terms of precision, recall, F1 score, and run time. We use the same test cases described in Section 7.1 with the following change. Most baselines except for the FactChecker assign single sentences to truth values and therefore cannot deal with sentences that contain multiple claims. In order to be fair towards the other baselines, we consider any sentence that contains an erroneous claim as erroneous. Still, the FactChecker outperforms the other baselines by a significant margin. The reasons vary across baselines. ClaimBuster-FM relies on manually verified facts in a repository. This covers popular claims (e.g., made by politicians) but does not cover “long tail” claims. We verified that the relatively high recall rate of ClaimBuster-FM is in fact due to spurious matches, the necessary data to verify those claims is not available.

Prior work on natural language query interfaces has rather focused on translating relatively concise questions that a user may ask. The claim sentences in our test data tend to be rather complex (e.g., multi-line sentences with multiple

**Table 6: Comparison of FactChecker with baselines.**

Tool	Recall	Precision	F1	Time
FactChecker Automatic	70.8%	36.2%	47.9%	128s
ClaimBuster-FM (Max)	34.1%	12.3%	18.1%	142s
ClaimBuster-FM (MV)	31.7%	15.9%	21.1%	142s
ClaimBuster-KB + NaLIR	2.4%	10.0%	3.9%	18733s

sentence parts). This makes it already hard to derive relevant questions for verification. Also, sentence parse tree and query tree tend to have a high edit distance (which hurts approaches such as NaLIR that assume high similarity). Further, many claims (30%) do not explicitly state the aggregation function (in particular for counts and sums) or there are multiple claims within the same sentence (29%). All of those challenges motivate specialized approaches for fact checking from raw relational data.

## 8. RELATED WORK

ClaimBuster [17, 18] supports users in fact-checking natural language texts. ClaimBuster verifies facts by exploiting natural language fact checks prepared by human fact checkers, natural language query interfaces to existing knowledge bases, or textual Google Web query results. This essentially renders the system inapplicable to claims that have not received widespread public attention nor are available via natural language query interfaces. Those attributes apply to all test cases used in our experimental evaluation. Instead, we can fact-check using only raw, relational data.

We focus on facts (i.e., numerical aggregates) that are not explicitly given but can be derived from the input data set. Most prior work on fact-checking [31, 41, 42, 4, 34, 35, 18, 17, 44, 39, 23] assumes that entities a claim refers to are readily available in a knowledge base [3]. Prior work on argument mining [32, 26, 27] identifies complex claims and supporting arguments in text. We link text claims to structured data instead. Prior work tests the robustness of claim queries against small perturbations [45, 47, 43, 46]. Techniques such as query merging and caching can be used in this context as well. However, as the claim SQL query is given as input, this line of work avoids the primary challenge that we address: the translation of natural language claims into SQL queries. The problem of translating natural language queries or keyword sets to SQL queries has received significant attention [1, 25, 24, 33]. Fact-checking differs as users specify queries together with claimed results, allowing new approaches. Also, we are operating on entire documents instead of single queries.

## 9. CONCLUSION

We introduced the problem of fact-checking natural language summaries of relational databases. We have presented a first corresponding approach, encapsulated into a novel tool called the FactChecker. We successfully used it to identify erroneous claims in articles from major newspapers.

## 10. REFERENCES

- [1] S. Agrawal, S. Chaudhuri, and G. Das. DBXplorer: a system for keyword-based search over relational databases. In *ICDE*, pages 5–16, 2002.
- [2] Amazon. <https://www.mturk.com/mturk/welcome>.
- [3] M. Babakar and W. Moy. The state of automated factchecking. *Full Fact*, 2016.
- [4] G. L. Ciampaglia, P. Shiralkar, L. M. Rocha, J. Bollen, F. Menczer, and A. Flammini. Computational fact checking from knowledge networks. *CoRR*, abs/1501.03471, 2015.
- [5] T. N. Y. T. Company. Looking for john mccain? try a sunday morning show, 2014.
- [6] T. N. Y. T. Company. The upshot, 2017.
- [7] W. contributors. Wikipedia, the free encyclopedia, 2018.
- [8] C. B. Do and S. Batzoglu. What is the expectation maximization algorithm? *Nature Biotechnology*, 26(8):897–899, 2008.
- [9] C. Fellbaum. *WordNet: an electronic lexical database*. Language, speech, and communication. MIT Press, 1998.
- [10] FiveThirtyEight. 41 percent of fliers think you’re rude if you recline your seat, 2014.
- [11] FiveThirtyEight. The nfl’s uneven history of punishing domestic violence, 2014.
- [12] FiveThirtyEight. Blatter’s reign at fifa hasn’t helped soccer’s poor, 2015.
- [13] FiveThirtyEight. Hip-hop is turning on donald trump, 2016.
- [14] FiveThirtyEight. Sitting presidents give way more commencement speeches than they used to, 2016.
- [15] T. A. S. Foundation. Apache lucene core, 2017.
- [16] P. G. D. Group. Postgresql, 2017.
- [17] N. Hassan, F. Arslan, C. Li, and M. Tremayne. Toward automated fact-checking: detecting check-worthy factual claims by claimbuster. In *SIGKDD*, pages 1803–1812, 2017.
- [18] N. Hassan, G. Zhang, F. Arslan, J. Caraballo, D. Jimenez, S. Gawsane, S. Hasan, M. Joseph, A. Kulkarni, A. K. Nayak, V. Sable, C. Li, and M. Tremayne. Claimbuster: The first-ever end-to-end fact-checking system. *VLDBJ*, 10(7), 2017.
- [19] M. Heilman and N. A. Smith. Question generation via overgenerating transformations and ranking. Technical report, CMU, Language Technologies Institute, 2009.
- [20] M. Heilman and N. A. Smith. Good question! statistical ranking for question generation. In *NACL*, pages 609–617, 2010.
- [21] E. Inc. Fivethirtyeight, 2017.
- [22] S. Jo, I. Trummer, W. Yu, D. Liu, and N. Mehta. Fact checker online demo. <http://en-cs-dbgroup.coecis.cornell.edu/>, 2018.
- [23] G. Karadzhov, P. Nakov, L. Màrquez, A. Barrón-Cedeño, and I. Koychev. Fully automated fact checking using external sources. *CoRR*, abs/1710.00341, 2017.
- [24] F. Li and H. Jagadish. NaLIR: an interactive natural language interface for querying relational databases. *SIGMOD*, pages 709–712, 2014.
- [25] F. Li and H. V. Jagadish. Constructing an interactive natural language interface for relational databases. *PVLDB*, 8(1):73–84, 2014.
- [26] M. Lippi and P. Torroni. Argumentation mining: state of the art and emerging trends. *ACM Trans. Internet Techn.*, 16(2):10:1–10:25, 2016.
- [27] M. Lippi and P. Torroni. MARGOT: A web server for argumentation mining. *Expert Syst. Appl.*, 65:292–303, 2016.
- [28] C. D. Manning, M. Surdeanu, J. Bauer, J. R. Finkel, S. Bethard, and D. McClosky. The stanford corenlp natural language processing toolkit. In *ACL*, pages 55–60, 2014.
- [29] V. Media. Vox, 2017.
- [30] G. A. Miller. Wordnet: a lexical database for english. *Commun. ACM*, 38(11):39–41, 1995.
- [31] N. Nakashole and T. M. Mitchell. Language-aware truth assessment of fact candidates. In *ACL*, pages 1009–1019, 2014.
- [32] A. Peldszus and M. Stede. From argument diagrams to argumentation mining in texts: a survey. *IJCN*, 7(1):1–31, 2013.
- [33] D. Saha, A. Floratou, K. Sankaranarayanan, U. F. Minhas, A. R. Mittal, and F. Ozcan. ATHENA: An ontology-driven system for natural language querying over relational data stores. *VLDB*, 9(12):1209–1220, 2016.
- [34] B. Shi and T. Weninger. Fact checking in large knowledge graphs - a discriminative predicate path mining approach. *CoRR*, abs/1510.05911, 2015.
- [35] B. Shi and T. Weninger. Fact checking in heterogeneous information networks. In *WWW*, pages 101–102, 2016.
- [36] I. Stack Exchange. 2015 developer survey, 2015.
- [37] I. Stack Exchange. Developer survey results 2016, 2016.
- [38] I. Stack Exchange. Stack overflow insights, 2017.
- [39] J. Thorne and A. Vlachos. An extensible framework for verification of numerical claims. In *EACL*, pages 37–40, 2017.
- [40] I. Trummer. Fact checker homepage. <http://www.cs.cornell.edu/database/checking/>, 2018.
- [41] A. Vlachos and S. Riedel. Fact checking: Task definition and dataset construction. pages 18–22, 2014.
- [42] A. Vlachos and S. Riedel. Identification and verification of simple claims about statistical properties. In *EMNLP*, pages 2596–2601, 2015.
- [43] B. Walenz and J. Yang. Perturbation analysis of database queries. *PVLDB*, 9(14):1635–1646, 2016.
- [44] W. Y. Wang. "liar, liar pants on fire": A new benchmark dataset for fake news detection. In *ACL*, pages 422–426, 2017.
- [45] Y. Wu, P. K. Agarwal, C. Li, J. Yang, and C. Yu. Toward computational fact-checking. *PVLDB*, 7(7):589–600, 2014.
- [46] Y. Wu, P. K. Agarwal, C. Li, J. Yang, and C. Yu. Computational fact checking through query perturbations. *TODS*, 42(1):4:1–4:41, 2017.
- [47] Y. Wu, B. Walenz, P. Li, A. Shim, E. Sonmez, P. K. Agarwal, C. Li, J. Yang, and C. Yu. icheck: computationally combating "lies, d-ned lies, and statistics". In *SIGMOD*, pages 1063–1066, 2014.