

Bound entangled states fit for robust experimental verification

Gael Sentís^{1,2}, Johannes N. Greiner³, Jiangwei Shang^{1,4}, Jens Siewert^{5,6}, and Matthias Kleinmann^{1,2}

¹Naturwissenschaftlich-Technische Fakultät, Universität Siegen, 57068 Siegen, Germany

²Departamento de Física Teórica e Historia de la Ciencia, Universidad del País Vasco UPV/EHU, E-48080 Bilbao, Spain

³3rd Institute of Physics, University of Stuttgart and Institute for Quantum Science and Technology, IQST, Pfaffenwaldring 57, D-70569 Stuttgart, Germany

⁴Beijing Key Laboratory of Nanophotonics and Ultrafine Optoelectronic Systems, School of Physics, Beijing Institute of Technology, Beijing 100081, China

⁵Departamento de Química Física, Universidad del País Vasco UPV/EHU, E-48080 Bilbao, Spain

⁶IKERBASQUE Basque Foundation for Science, E-48013 Bilbao, Spain

June 29, 2022

Preparing and certifying bound entangled states in the laboratory is an intrinsically hard task, due to both the fact that they typically form narrow regions in the state space, and that a certificate requires a tomographic reconstruction of the density matrix. Indeed, the previous experiments that have reported the preparation of a bound entangled state relied on such tomographic reconstruction techniques. However, the reliability of these results crucially depends on the extra assumption of an unbiased reconstruction. We propose an alternative method for certifying the bound entangled character of a quantum state that leads to a rigorous claim within a desired statistical significance, while bypassing a full reconstruction of the state. The method is comprised by a search for bound entangled states that are robust for experimental verification, and a hypothesis test tailored for the detection of bound entanglement that is naturally equipped with a measure of statistical significance. We apply our method to families of states of 3×3 and 4×4 systems, and find that the experimental certification of bound entangled states is well within reach.

Gael Sentís: gael.sentis@uni-siegen.de

Jiangwei Shang: jiangwei.shang@bit.edu.cn

Jens Siewert: jens.siewert@ehu.es

Matthias Kleinmann: matthias.kleinmann@uni-siegen.de

1 Introduction

To experimentally prepare, characterize and control entangled quantum states is an essential item in the development of quantum-enhanced technologies, but it also serves the indispensable purpose of testing the predictions of entanglement theory in the laboratory. Among the most intriguing features of this theory stands the existence of *bound* entanglement [1], a form of entanglement that cannot be distilled into singlet states by any protocol that uses only local operations and classical communication. Originally considered as useless for quantum information processing, bound entangled states were later established as a valid resource in the contexts of quantum key distribution [2], entanglement activation [3, 4], metrology [5, 6], steering [7], and nonlocality [8], and their non-distillability has been linked to irreversibility in thermodynamics [9, 10].

Complementing these theoretical achievements, substantial efforts have been devoted to experimentally produce and verify bound entanglement. The first experimental report on the preparation of a bound entangled state was presented in [11], although the result was disputed [12] and subsequently amended [13]. The state prepared was the four-qubit Smolin state [14], thus it showcases a multipartite instance of bound entanglement, which is fundamentally distinct from the bipartite case: when multiple parties are present, entanglement can still potentially be distilled if two of the parties

work together; this is just not possible for bipartite states. Further experimental works on multipartite bound entanglement include Refs. [15–20]. Examples of experimental bipartite setups are more scarce. In Refs. [21] and [22] bipartite bound entanglement was produced using two-mode continuous-variable Gaussian states, and Ref. [23] focuses on a family of two-qutrit states.

Since the property of non-distillability is experimentally inaccessible in a direct manner, a natural route to verify a state as bound entangled is to do a full tomographic reconstruction of the density matrix from the experimental data [24] and apply the only known computable criterion over it [1]: if an entangled state has positive partial transpose (PPT), then it is non-distillable and therefore bound entangled¹. However, it has been recently pointed out that widely used reconstruction methods like maximum likelihood and least squares [25, 26] inevitably suffer from bias [27, 28], caused by imposing a positivity constraint over compatible density matrices. In some cases, the bias can be large enough to drastically change the entanglement properties of the estimator with respect to the true state. In addition to this state of affairs, the variance of the estimator is usually calculated by bootstrapping [29], which only accounts for statistical fluctuations, and can result in a smaller variance than the actual bias of the estimator [28]. In contrast, a direct reconstruction of the state by linear inversion produces an unbiased estimator, but at the cost of admitting unphysical density matrices. Then, the PPT criterion simply loses all meaning.

All the experimental works cited in the previous paragraph support their claims on some combination of maximum likelihood or least squares reconstruction and bootstrapping. There exist more informative methods to derive errors from tomographic data, such as credible [30] and confidence [31, 32] regions, and also the alternative of using linear inversion in addition to a sufficiently large number of measurements that guarantees physical estimates [33]. Should these methods be applied to the detection of a bound entangled state, more robust results may be generated, although they might come at the expense of being computationally expensive or even in-

tractable [34]. However, regardless of the reconstruction method of choice, the problem of experimentally testing bound entanglement is intrinsically challenging. This is so because bound entangled regions of the state space are typically very small in volume. Furthermore, at least for the known cases in low-dimensional systems, bound entangled states are close to both the sets of separable states and distillable entangled states. This translates into the requirement of a highly precise experimental setup, and the enhancement of the potential pitfalls of biased tomographic reconstructions.

In light of the above, we consider that the experimental preparation and certification of bound entanglement is still an unsettled issue. In this paper, instead of advocating for a particular tomographic method for detecting bound entanglement or considering the preparation of a specific state, we address the more generic question: Which are the best candidate states for the experimental verification of bound entanglement? In other words, for bipartite systems, we set ourselves to find states that have the largest ball of bound entangled states around them. To this end, we construct simple lower bounds that the radius r of such a ball (in Hilbert–Schmidt distance) has to obey for a given state, and formulate an optimization problem that maximizes r over parametrized families of states. Having a value for the maximum radius, r^* , allows us to assert the robustness of the target state at the center of the ball, and in turn gives us an idea of the required number of preparations of the state in a potential experiment. We proceed by designing a χ^2 hypothesis test directly applicable over unprocessed tomographic data that provides a certificate for bound entanglement within some statistical significance. We show that our proposed method, combining the search of a robust candidate state with a statistical analysis through a hypothesis test, makes rigorous bound entanglement verification not only experimentally feasible with current technology, but also computationally cheap.

The paper is structured as follows. First we derive the constraints for the existence of a ball of bound entangled states of radius r around a generic bipartite state of dimension d . Then, we apply our method to two families of states of dimensions 3×3 and 4×4 , known to contain bound

¹It is still an open question whether the PPT criterion completely characterizes bound entanglement, namely whether all non-distillable states are PPT.

entanglement, and find robust candidates for its experimental verification. We proceed to devise a hypothesis test for bound entanglement, and test the robustness of the selected candidate states in terms of the necessary number of samples to achieve a statistically significant certification under realistic experimental conditions.

2 A bound entangled ball

Verifying the bound entangled character of a bipartite state ρ requires, on the one hand, showing that it is entangled, and on the other hand proving that the entanglement of ρ is non-distillable. Non-distillability is usually verified via the (necessary) PPT condition, which we denote by $\Gamma(\rho) \geq 0$. Throughout this paper, we identify bound entangled states with PPT entangled states. As for verifying that ρ is entangled, there exist several inequivalent criteria. We choose the violation of the *computable cross norm* or *realignment* criterion (CCNR) [35], since it is simple and is generally tight enough to detect bound entanglement. The CCNR criterion dictates that, for some local orthonormal basis [with respect to the Hilbert–Schmidt inner product $(A, B) = \text{tr}(A^\dagger B)$] of the Hermitian matrices $\{g_k\}$, ρ is entangled if the matrix $R(\rho)_{k,l} = \text{tr}(\rho g_k \otimes g_l)$ obeys $\|R(\rho)\|_1 > 1$, where $\|Y\|_1 = \text{tr}\sqrt{Y^\dagger Y}$ is the trace norm of Y . The points in the state space that violate CCNR, fulfill PPT, and correspond to physical states (that is, satisfy the positivity condition $\rho \geq 0$), thus define a volume of bound entangled density matrices.

Given a bound entangled state ρ that obeys these conditions, we inquire how far we can move away from it while remaining in the bound entangled region. We construct a new state $\sigma = \rho + rX$, where $r \geq 0$, and X is a traceless Hermitian matrix with bounded Hilbert–Schmidt norm $\|X\|_2 = \sqrt{\text{tr} X^\dagger X} \leq 1$. The set of all such matrices forms a Hilbert–Schmidt ball that we denote by \mathcal{B}' . We then define the set of all states σ as $\mathcal{B}(\rho, r) := \rho + r\mathcal{B}'$. Note that $\|\rho - \sigma\|_2 \leq r$. We can bound the minimum eigenvalue of σ as

$$\begin{aligned} \lambda_{\min}(\sigma) &\geq \lambda_{\min}(\rho) - r\|X\|_\infty \\ &\geq \lambda_{\min}(\rho) - r\sqrt{(d-1)/d}, \end{aligned} \quad (1)$$

where $\|X\|_\infty = \lambda_{\max}(X)$ is the uniform norm of X . The first inequality holds since, in the

extreme case, the eigenvector associated to the minimal eigenvalue of X is aligned with the corresponding one for ρ . For the second inequality we have used that

$$\max \{ \|X\|_\infty \mid X \in \mathcal{B}' \} = \sqrt{(d-1)/d} \quad (2)$$

(we provide a proof of this equation in Appendix A).

Similarly, since the partial transpose $\Gamma(\sigma)$ does not change the Hilbert–Schmidt ball, $\Gamma(\mathcal{B}) = \mathcal{B}$, we have

$$\lambda_{\min}[\Gamma(\sigma)] \geq \lambda_{\min}[\Gamma(\rho)] - r\sqrt{(d-1)/d}. \quad (3)$$

We can bound the value of the CCNR criterion over σ in a similar fashion. We have

$$\begin{aligned} \|R(\sigma)\|_1 &\geq \|R(\rho)\|_1 - r\|R(X)\|_1 \\ &\geq \|R(\rho)\|_1 - r\sqrt{d}, \end{aligned} \quad (4)$$

where we first applied the triangle inequality, and for the last inequality we used that

$$\max \{ \|R(X)\|_1 \mid X \in \mathcal{B}' \} = \sqrt{d} \quad (5)$$

(refer to Appendix A for a proof).

Our goal is to find a state ρ such that, if we depart from it by a distance r in any direction, the resulting state σ is still bound entangled. This condition holds if $\lambda_{\min}[\Gamma(\sigma)] \geq 0$ and $\|R(\sigma)\|_1 > 1$. Then, using Eqs. (3) and (4), we search for a state ρ which admits the largest r under the constraints

$$\lambda_{\min}[\Gamma(\rho)] \geq r\sqrt{(d-1)/d}, \quad (6a)$$

$$\|R(\rho)\|_1 > 1 + r\sqrt{d}. \quad (6b)$$

For any admissible r , all states in \mathcal{B} are bound entangled. Note that, while the optimization is naturally performed over physical target states ρ , the resulting ball \mathcal{B} can well be partly outside of the state space, cf. Fig. 1, as the positivity of all states inside \mathcal{B} is not imposed as a constraint.

3 Symmetric families

The method described in the previous section is completely general, but for the optimization to actually become feasible one has to restrict the free parameters in ρ . We consider two symmetric families of bipartite states which are characterized by few parameters, and nevertheless contain fairly large regions of bound entanglement.

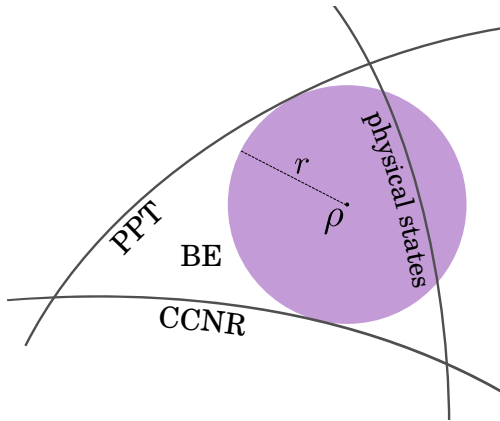


Figure 1: Schematic picture of the state space, where the boundaries of the PPT, CCNR and physical sets enclose a bound entangled region (BE). A region of points $\sigma = \rho + rX$, where X is a traceless Hermitian matrix with $\|X\|_2 \leq 1$, is depicted in violet. The parameter r is the radius of a Hilbert–Schmidt ball around a target state ρ such that all physical states σ are bound entangled.

The first case that we consider is a family of two-qutrit states of the form

$$\rho = a |\phi_3\rangle\langle\phi_3| + b \sum_{k=0}^2 |k, k \oplus 1\rangle\langle k, k \oplus 1| + c \sum_{k=0}^2 |k, k \oplus 2\rangle\langle k, k \oplus 2|, \quad (7)$$

where $|\phi_3\rangle = \sum_{k=0}^2 |kk\rangle / \sqrt{3}$, the symbol \oplus denotes addition modulo 3, and a, b, c are real parameters. A similar three-parameter family of two qutrits, known to contain bound entanglement and arise from symmetry conditions, was analyzed in Refs. [36–41], and considered in the experiment reported in Ref. [23]. We perform a numerical search for the optimal values of $\{a, b, c\}$ that parametrize an optimal target state ρ^* . This state will admit any $r \leq r^*$, where r^* is the maximum radius compatible with the constraints (6a) and (6b) (see Appendix B.1 for details on this optimization). We obtain the optimal parameters

$$a \approx 0.21289, \quad b \approx 0.04834, \quad \text{and} \quad c \approx 0.21403, \quad (8)$$

yielding a maximal radius $r^* \approx 0.02345$. The resulting ρ^* is a rank-7 state.

Since the ball \mathcal{B} may contain unphysical states, it is in principle possible that our estimate for the maximal r^* is not tight. To explore this, we move away from ρ^* by a distance r^* in suitable directions and evaluate the position of the resulting state with respect to the boundaries of the PPT

and the CCNR sets. We provide the details of this analysis in Appendix B.1. As a result, we obtain that our estimate of r^* is indeed tight with respect to the PPT boundary, but we observe that it slightly underestimates the distance with respect to the CCNR boundary. Therefore, it is possible that our state ρ^* is not yet optimal for obtaining the largest value r^* .

As our second case, we consider the two-ququart states that are Bloch-diagonal, i.e., of the form

$$\rho = 4 \sum_k x_k g_k \otimes g_k, \quad (9)$$

where $g_k = (\sigma_\mu \otimes \sigma_\nu) / 4$, $\mu, \nu = 0, X, Y, Z$, $\sigma_0 = \mathbb{1}$, and the index k enumerates pairs of indices $\{\mu, \nu\}$ in lexicographic order. Bound entangled Bloch-diagonal states have already been described in Ref. [42]. The optimization over this family of states, despite having more free parameters, is much simpler than in the two-qutrit case discussed above. The reason is that the problem can be reshaped as a linear program over the coefficients x_k , and thus it can be solved exactly (see Appendix B.2 for details). A vertex enumeration of the corresponding feasibility polytope is possible, and leads us to a set of 4224 optimal states achieving a maximal radius $r^* \approx 0.0214$. One example of such optimal state, ρ^* , is given by coefficients

$$\begin{aligned} x_1 &= \frac{1}{16}, \\ x_k &\approx -0.0280798 \quad \text{for } k = 2, 3, 5, 10, 15, \\ x_k &\approx 0.0695199 \quad \text{else,} \end{aligned} \quad (10)$$

where x_1 is fixed by normalization. The state ρ^* has rank 10, which is the minimal rank among bound entangled states achieving r^* . As a byproduct of our analysis, we also obtain that the overall minimal rank for bound entangled states of the form (9) is 9.

4 Statistical analysis

In this section we put our method for finding optimal target states to work in a practical scenario. That is, for an experiment aiming at the certification of bound entanglement, we design a statistical analysis of the experimental data that crucially hinges on knowing the radius of the bound entangled ball around the target state. The idea is to judge whether the data was obtained from a

bound entangled state by considering the membership of the preparation to the bound entangled ball. In order to endow the certification with a statistical significance measure, we design a hypothesis test for this membership problem.

Our null hypothesis, H_0 , is that the prepared state is outside the bound entangled ball $\mathcal{B}(\rho_0, r_0)$ of radius r_0 centered at the target state ρ_0 . We make the assumption that an instance of experimental data, \vec{x} , is drawn from a multivariate normal distribution $N(\vec{\xi}, \Sigma)$ with offset $\vec{\xi}$ and covariance matrix Σ . This is a good approximation for realistic scenarios. Here the vector notation is used over variables that belong to the space of experimental data, that is, of frequencies of measurement outcomes. In accordance to H_0 , the offset $\vec{\xi}$ will correspond to preparing a state ρ_{exp} such that $\|\rho_0 - \rho_{\text{exp}}\|_2 \geq r_0$. The covariance matrix Σ is determined by the particular experimental setup used. The goal is then to appropriately design a test statistic $\hat{t}(\vec{x})$ for the hypothesis H_1 that the prepared state lies within \mathcal{B} and hence it is bound entangled. The quantity through which we assess the significance of a hypothesis test is the worst-case probability of accepting H_1 given H_0 , which is formally written as

$$p(t, r_0) = \sup_{\rho_{\text{exp}}} \left\{ \mathbb{P}[\hat{t}(\vec{x}) \leq t] \mid \|\rho_0 - \rho_{\text{exp}}\|_2 \geq r_0 \right\} \quad (11)$$

for some threshold value t . When $t = \hat{t}(\vec{x})$, this probability is a p -value for \vec{x} given H_0 . Now, let us define

$$\hat{t}(\vec{x}) := \|\Sigma^{-1/2}[T(\rho_0) - \vec{x}]\|_2, \quad (12)$$

where T is a map that takes density matrices to probabilities, thus it is determined by the measurement settings. Hence, $\hat{t}(\vec{x})$ gives some notion of distance between the standardized versions of the experimental data and the probabilities of a perfect measurement performed over the target state. In Appendix C we show that, if $\hat{t}(\vec{x})$ is of the form in Eq. (12), the probability (11) is naturally upper-bounded by

$$p(t, r_0) \leq q_m(t^2, r_1^2), \quad (13)$$

where $s \mapsto q_m(s, u)$ is the cumulative distribution function of the noncentral χ^2 -distribution with m degrees of freedom and noncentrality parameter u , and r_1 is the equivalent distance in the probability space of the Hilbert–Schmidt distance r_0 ,

or, more precisely, $r_1 := \inf_{\Delta \notin \mathcal{B}} \hat{t}[T(\Delta)]$, where Δ is a normalized Hermitian matrix. Naturally, the value of r_1 given r_0 strongly depends on the experimental setup, that is, on T and Σ .

In the following, we show how to evaluate the hypothesis test for the two-qutrit state from Eq. (8) as an example of target state ρ_0 , and assess the necessary experimental requirements for a desired level of significance. For this, we need to make some assumptions about the experimental setup. We associate the measurement outcomes in the experiment to semidefinite-positive Hermitian operators E_k . We consider a complete set of such operators, that is, the real linear span of $\{E_k\}$ is the set of all Hermitian operators. The probability of obtaining the outcome corresponding to E_k when measuring the state ρ is given by $p_k = \text{tr}(E_k \rho) = T(\rho)_k$. Let us consider an experiment where the measurement outcomes correspond to independent Poissonian trials with parameters $nT(\rho)_k$, renormalized by n , where n is the mean total number of events per measurement setting. That is, if we obtain n_k events for the outcome k , then we use as data $x_k = n_k/n$. Note, however, that in a realistic experiment $T(\rho)$ and n are not known exactly, and must be determined in calibration runs of the experiment.

In order to get specific predictions, we assume that mutually unbiased bases are used as local measurements (refer to Appendix C for an explicit construction) and that the experimental state ρ_{exp} has 5% white noise over the target, that is, $\rho_{\text{exp}} = 0.95\rho_0 + 0.05\mathbb{1}/9$. This amount of noise still results in a state within \mathcal{B} , since $\|\rho_0 - \rho_{\text{exp}}\|_2 \approx 0.6r_0$, where $r_0 \approx 0.02345$ is the optimal radius associated to ρ_0 (cf. Section 3). Then, one obtains $r_1^2 \approx 0.0664^2 n$ (see Appendix C for details on how to compute this value). We now set a critical t_0 above which the p -value will be larger than some acceptable threshold p_0 , so that $q_m(t_0^2, r_1^2) = p_0$. To obtain t_0 , one inverts the equation $q_m(t^2, r_1^2) = p$ to get $t^2(p)$, called the quantile function. Then, $t_0 := t(p_0)$. Once t_0 is fixed, we compute the probability p_{fail} that the test fails to certify bound entanglement over data obtained by measuring the prepared state ρ_{exp} , i.e., that $\hat{t}(\vec{\xi}) > t_0$ given $\vec{\xi} = T(\rho_{\text{exp}})$. We can write this probability as

$$p_{\text{fail}} = 1 - q_m(t_0^2, r_2^2), \quad (14)$$

where $r_2^2 := \hat{t}(\vec{\xi})^2 \approx 0.0416^2 n$. Note that, while r_1 is used to determine t_0 considering a worst case scenario for a false positive, r_2 is a distance between standardized probabilities given the particular preparation ρ_{exp} . Therefore, $r_1 > r_2$ means that the test \hat{t} has a chance to single out the particular experimental preparation as bound entangled from the worst-case state outside \mathcal{B} , and hence p_{fail} will decrease with the number of samples n , which is the case of interest. In Fig. 2 we plot p_{fail} as a function of n , for various levels of significance p_0 expressed as multiples of the standard deviation $k\sigma$, so that $p_0 = 1 - \text{erf}(k/\sqrt{2})$.

Similarly, we carry out the same analysis for the two-ququart target state specified in Eq. (10). In this case we construct our measurement settings by regarding each ququart as two qubits and performing local Pauli measurements on them. With $r_1^2 \approx 0.0856^2 n$, $r_2^2 \approx 0.0469^2 n$, and an admixture of 2.5% white noise over the target ρ_0 , we obtain the results shown in Fig. 2. In both cases, for the selected target states of two qutrits and two ququarts given by Eqs. (8) and (10), our analysis shows that their experimental certification as bound entangled states under realistic assumptions is within reach, with around 70000 samples per measurement setting to reach a 3σ level of significance.

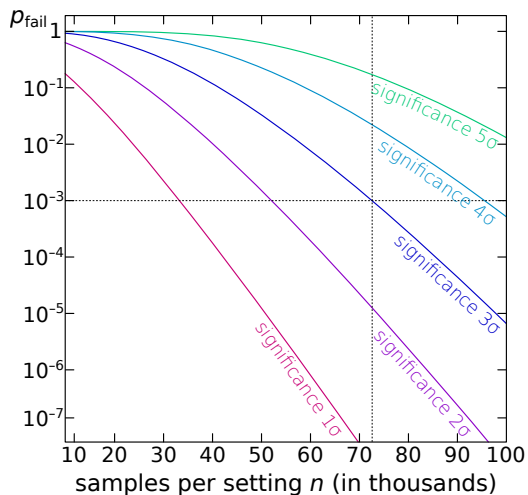
5 Discussion

We have developed a comprehensive method for the experimental characterization of bipartite bound entanglement, from the selection of robust target states to the statistical analysis of the data. Previous experimental works were based on preparing a bound entangled state and inferring its properties from those of the reconstructed density matrix via maximum likelihood or least squares. Unfortunately, such techniques have been shown to produce unreliable results, particularly for entanglement certification [27, 28], which casts a shadow of doubt over past experimental demonstrations of bound entanglement. Instead of using a (necessarily) biased reconstruction of the density matrix and assuming that it shares the same properties that the true prepared state, we show that it is feasible to perform a hypothesis test over the unprocessed experimental tomographic data to test for membership of the

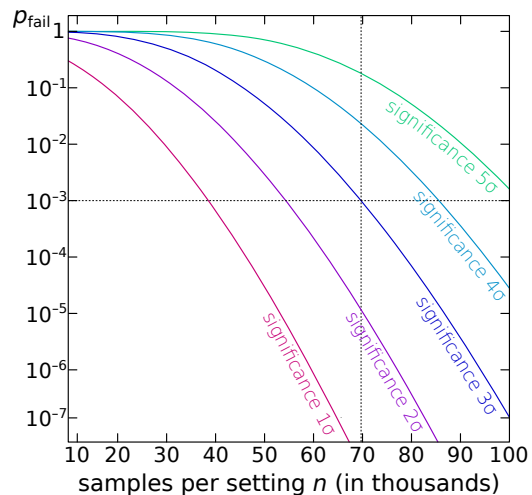
preparation to a subset of the state space that is guaranteed to only contain bound entangled states. The hypothesis test is naturally equipped with a measure of statistical significance, which is easy to compute. The subset of bound entangled states is specified as a ball of radius r , and the design of the hypothesis test directly depends on this parameter. We have shown, through explicit examples of families of bipartite qutrit states and bipartite ququart states, how the certification of bound entanglement with high statistical significance is well within current experimental capabilities by using our method.

While our statistical analysis of the data in the form of a hypothesis test is a standalone technique applicable to the preparation and measurement of any state, we would like to stress that the value of the radius r has an important effect in its detection power, hence it is worth aiming at target states with maximal r . To show this, we run our analysis for the two-qutrit state prepared in Ref. [23], assuming a noiseless experimental preparation. This state has a ball of bound entangled states around it of radius $r \approx 0.01182$. This value is computed as the maximal r that satisfies Eqs. (6a) and (6b). We obtain that the required number of samples for achieving a 3σ level of significance with a failure probability $p_{\text{fail}} \approx 10^{-2}$ is roughly twice as much as for a noisy preparation of the two-qutrit state in Eq. (8), which admits a radius $r \approx 0.02345$. As a comparison, optimizing over the one-parameter Horodecki family [1]—which is part of the family in Eq. (7)—yields a radius $r \approx 0.01681$, for the parameters $a \approx 0.28571$, $b \approx 0.07931$, and $c \approx 0.15879$.

As a concluding remark, some comments on the generality of our result are in order. If one has prior knowledge of the expected amount and type of experimental noise, this could be incorporated into the statistical analysis by assuming the noisy state as the target. As a result, one should expect a smaller value of the test statistic $\hat{t}(\vec{x})$ for a given set of data \vec{x} and hence a smaller p -value. However, our calculations for several examples indicate that this advantage does not compensate in general the drawback of having a smaller bound entangled ball. A refinement of our method could also be achieved by taking into account the form of the covariance matrix Σ into the optimization over target states, as we did in-



(a)



(b)

Figure 2: Probability p_{fail} to obtain data which does not confirm bound entanglement at a level of significance corresponding to at least $k\sigma$ standard deviations. The experiments consist of locally measuring (a) mutually unbiased bases over preparations of the two-qutrit state in Eq. (8) with 5% white noise, and (b) local Pauli measurements over the two-ququart state in Eq. (10) with 2.5% white noise.

corporate it into the design of the hypothesis test. This would generally yield an ellipsoid around the target, instead of a ball, potentially capturing a larger volume of bound entangled states and thus leading to a stronger test. The possible disadvantage is that the bounds (6a) and (6b) will likely be much more complicated (if computable at all), hence the optimization step will be much harder to carry out. We leave the question open of whether such refinement provides a significant reduction in the experimental requirements.

Acknowledgments

We acknowledge Otfried Gühne, Géza Tóth, Beatrix Hiesmayr, Wolfgang Löffler, and Dagmar Bruß for useful discussions. This project was funded by the ERC Starting Grant No. 258647/GEDENTQOPT, the Basque Government Grant No. IT-472-10, the Spanish MINECO Grant No. FIS2015-67161-P, the UPV/EHU program UFI 11/55, the ERC Consolidator Grant 683107/TempoQ, the DFG (No. KL 2726/2-1), the Beijing Institute of Technology Research Fund Program for Young Scholars.

A Proofs of Eqs. (2) and (5)

Given a target state ρ , we construct the displaced state $\sigma = \rho + rX$, where $r \geq 0$, and X is a bounded traceless Hermitian matrix fulfilling $\|X\|_2 \leq 1$. We claim that the minimal eigenvalue of σ can be lower bounded as [cf. Eq. (1)]

$$\lambda_{\min}(\sigma) \geq \lambda_{\min}(\rho) - r\|X\|_{\infty} \geq \lambda_{\min}(\rho) - r\sqrt{(d-1)/d}, \quad (15)$$

where for the second inequality we have used that [cf. Eq. (2)]

$$\max \{ \|X\|_{\infty} \mid X \in \mathcal{B}' \} = \sqrt{(d-1)/d}, \quad (16)$$

and $\mathcal{B}' = \{X \mid \|X\|_2 \leq 1, \text{tr } X = 0, X = X^\dagger\}$. This holds from the following reasoning. Clearly, the maximum is attained for $X = \text{diag}(x, y_1, \dots, y_{d-1})$ with some vector \vec{y} fulfilling $\|\vec{y}\|_{\infty} \leq x = -\vec{y} \cdot \vec{e}$ and $x^2 + \vec{y}^2 \leq 1$. Here, $e_k = 1$ for $k = 1, \dots, d-1$. Note that the choice of \vec{y} that allows x to be largest is a uniform vector $\vec{y} = -x\vec{e}/\vec{e}^2 \equiv \vec{z}$, since it minimizes \vec{y}^2 . Then, we have that $\vec{z}^2 = x^2/\vec{e}^2$, and $x^2 + \vec{z}^2 \leq 1$ holds. The maximization now reduces to

$$\max \{ x \mid x^2 + x^2/\vec{e}^2 \leq 1 \},$$

which immediately yields the assertion due to $\vec{e}^2 = d-1$.

In a similar fashion, we then obtain a lower bound of the 1-norm of the realigned state σ as [cf. Eq. (4)]

$$\|R(\sigma)\|_1 \geq \|R(\rho)\|_1 - r\|R(X)\|_1 \geq \|R(\rho)\|_1 - r\sqrt{d}, \quad (17)$$

where we use that [cf. Eq. (5)]

$$\max \{ \|R(X)\|_1 \mid X \in \mathcal{B}' \} = \sqrt{d}. \quad (18)$$

This immediately follows from the fact that the 1-norm is bounded by the 2-norm as $\|A\|_1 \leq \sqrt{\text{rank}(A)}\|A\|_2$, via e.g. Cauchy-Schwarz inequality. Hence \sqrt{d} is an upper bound. It remains to show that this bound is attainable. For arbitrary d , we see that $\text{tr } X = 0 \Leftrightarrow [R(X)]_{1,1} = 0$ (choosing the local basis such that $g_1 = \mathbb{1}$). Then, $R(X)$ is a constant anti-diagonal matrix.

B Optimally detectable bound entangled states

B.1 A state of two-qutrits

The first case that we consider is a family of two-qutrit states of the form

$$\begin{aligned} \rho = a |\phi_3\rangle\langle\phi_3| + b \sum_{k=0}^2 |k, k \oplus 1\rangle\langle k, k \oplus 1| \\ + c \sum_{k=0}^2 |k, k \oplus 2\rangle\langle k, k \oplus 2|, \end{aligned} \quad (19)$$

where $|\phi_3\rangle = \sum_{k=0}^2 |kk\rangle / \sqrt{3}$, the symbol \oplus denotes addition modulo 3, and a, b, c are real and nonnegative. Denote the dimension of the total Hilbert space by $d = 9$. There are three distinct eigenvalues for ρ ,

$$\lambda(\rho) = \{a, b, c\}, \quad (20)$$

which satisfy the constraint

$$a + 3(b + c) = 1. \quad (21)$$

Then, the three distinct eigenvalues of its partial transpose $\Gamma(\rho)$ are given by

$$\lambda(\Gamma(\rho)) = \left\{ \frac{a}{3}, \frac{1}{6} \left(1 - a \pm \sqrt{4a^2 + 9(b-c)^2} \right) \right\}. \quad (22)$$

Now, the trace-norm of the realigned matrix $R(\rho)$ is given by

$$\|R(\rho)\|_1 = \frac{1}{3} + 2a + 2\sqrt{3(b^2 + c^2 + bc) - (b+c) + \frac{1}{9}}. \quad (23)$$

Plugging in Eqs. (22) and (23) in the bounds (6a) and (6b) one obtains two inequalities that, together with Eqs. (21) and $\lambda(\rho) \geq 0$, form the set of constraints that a valid target state should obey. The maximization over r such that these constraints hold can be solved exactly, although the analytical form of the optimal parameters is rather involved. Here we give the approximate values $a \approx 0.21289$, $b \approx 0.04834$, and $c \approx 0.21403$ that yield an optimal state ρ^* , which admits any $r \leq r^* \approx 0.02345$. Note that the optimization is invariant under the interchange $b \leftrightarrow c$, therefore r^* is also not affected by it.

As argued in the main text, since we do not require in our optimization that the full ball \mathcal{B} is contained in the state space, an analysis of the tightness of our estimate for r^* is in order. To do so, we move away from ρ^* by a distance r^* in suitable directions and evaluate the position of the resulting state with respect to the boundaries of the PPT and the CCNR sets. We first move towards the PPT boundary. To this end, we take a normalized eigenvector $|\eta\rangle$ from the eigenspace of $\Gamma(\rho^*)$ with minimal eigenvalue and find, for the matrix after the displacement $\tilde{\rho} = \rho^* - r^* \Pi[\Gamma^{-1}(|\eta\rangle\langle\eta|)]$, the values

$$\lambda_{\min}[\Gamma(\tilde{\rho})] \approx 0, \quad \|R(\tilde{\rho})\|_1 \approx 1.094, \quad \text{and} \quad \lambda_{\min}(\tilde{\rho}) \approx -0.005, \quad (24)$$

where we wrote $\Pi[X]$ for $[X - \text{tr}(X)\mathbb{1}/9]/\xi$ for some appropriate ξ , so that $\|\Pi[X]\|_2 = 1$. Hence, $\tilde{\rho}$ is effectively sitting on the PPT boundary, it is still detected as bound entangled by the CCNR criterion, and it is slightly outside the space of physical states. This shows that our estimate for r^* is tight with respect to PPT.

Similarly, we now consider a displacement towards the CCNR boundary. With a singular value decomposition $UDV^\dagger = R(\rho^*)$, we let $\bar{\rho} = \rho^* - r^* \Pi[R^{-1}(UV^\dagger)]$ and find the values

$$\lambda_{\min}[\Gamma(\bar{\rho})] \approx 0.03, \quad \|R(\bar{\rho})\|_1 \approx 1.004, \quad \text{and} \quad \lambda_{\min}(\bar{\rho}) \approx 0.01. \quad (25)$$

Therefore, it is possible that our state ρ^* is not yet optimal for obtaining the largest value r^* , since we are still not touching the CCNR boundary.

B.2 States of two-ququarts

We consider two-ququart states that are Bloch-diagonal, i.e., of the form

$$\rho = 4 \sum_k x_k g_k \otimes g_k, \quad (26)$$

where $g_k = (\sigma_\mu \otimes \sigma_\nu)/4$, $\mu, \nu = 0, X, Y, Z$, $\sigma_0 = \mathbb{1}$, and the index k enumerates pairs of indices $\{\mu, \nu\}$ in lexicographic order. Since $\text{tr}(\rho) = 1$, we get $x_1 = 1/16$.

By making the assumption that $|x_k| = s$ for $k = 2, \dots, 16$, the optimization can be easily carried out analytically. We will see later that the maximum radius r^* for the general states (26) is indeed achieved under this assumption. The trace norm of the realignment is

$$\|R(\rho)\|_1 = 4 \sum_k |x_k| = \frac{1}{4} + 60s. \quad (27)$$

Computing the minimal eigenvalue of $\Gamma(\rho)$ is not so straightforward, as the signs of the coefficients in Eq. (26) ought to be taken into account. We consider all possible sign combinations, and we see that the minimal eigenvalue of $\Gamma(\rho)$ is always of the form $\lambda_{\min}[\Gamma(\rho)] = \frac{1}{16} - ks$, where k is an odd integer

between 1 and 15. Further, we check that $k = 3$ the only combination with which the constraints $\rho \geq 0$, $\Gamma(\rho) \geq 0$, and $\|R(\rho)\|_1 > 1$ are satisfied, so we have

$$\lambda_{\min}[\Gamma(\rho)] = \frac{1}{16} - 3s. \quad (28)$$

Similarly to the two-qutrit case, let us denote

$$\begin{aligned} r_1 &:= \sqrt{d/(d-1)} \lambda_{\min}[\Gamma(\rho)] = \frac{4}{\sqrt{15}} \left(\frac{1}{16} - 3s \right), \\ r_2 &:= (\|R(\rho)\|_1 - 1)/\sqrt{d} = 15s - \frac{3}{16}. \end{aligned}$$

Since r_1 and r_2 are affine functions of the parameter s , the solution to the equation $r_1 = r_2$ will single out a unique s^* , and the radius r^* associated to it will be maximal. These are

$$\begin{aligned} s^* &= \frac{1}{48} \frac{4 + 3\sqrt{15}}{4 + 5\sqrt{15}} \approx 0.01393, \\ r^* &= 15s^* - \frac{3}{16} \approx 0.0214. \end{aligned} \quad (30)$$

As argued before, the parameter s^* is not enough to characterize a state of the form (26), as sign combinations of the coefficients x_k matter. An example of a state that achieves r^* is given by the parameters $x_1 = 1/16$, $x_k = s^*$ for $k \in S = \{2, 5, 6, 7, 9, 15\}$, and $x_k = -s^*$ for $k \in S^c \setminus \{1\}$.

Let us now tackle the optimization over the family of states in Eq. (26) without any extra assumption, for which we will resort to an exact but computer-aided method. First, note that the search for the optimal state can be concisely expressed as

$$\begin{aligned} &\text{maximize } r \\ &\text{subject to } Mx' + \frac{1}{4} \geq 0 \\ & \quad MDx' + \frac{1}{4} \geq \sqrt{15}r \\ & \quad \sum_k |x'_k| - \frac{3}{4} \geq 4r \end{aligned} \quad (31)$$

where $x' = \{x'_k\}_{k=2}^{16}$ is a 15-dimensional real vector, r is a real non-negative number, D is a diagonal matrix of signs such that the map $x' \mapsto Dx'$ effectively induces the map $\rho \mapsto \Gamma(\rho)$, and M is a 16×15 matrix of signs such that Mx' is a vector of eigenvalues of ρ . Note that the variables involved in the maximization are related to the state coefficients x_k in Eq. (9) by $x'_k = 4x_k$ for $k = 2, \dots, 16$, and recall that $x_1 = 1/16$ is fixed by normalization. Under these considerations it becomes apparent that the constraints in Eq. (31) correspond to semidefinite-positiveness, PPT, and CCNR, respectively.

In order to solve Eq. (31), we linearize the CCNR constraint by removing the absolute values and considering all the 2^{15} possible sign combinations in the sum. Moreover, we incorporate the constraint $r \geq 0$ and regard r as an extra free parameter, instead of as an objective function. Then, each sign combination chosen in the CCNR constraint results in a linear constraint that, along with positivity, PPT, and $r \geq 0$, will define a polytope of feasible parameters and, since all constraints are linear in r , its maximal value will occur for one of the vertices. Of course, each single linear program of this kind is in principle more restrictive than Eq. (31), but it is granted that the solution we are looking for will correspond to a vertex of the feasibility polytope of one of them. We enumerate the vertices of all the 2^{15} polytopes using the polyhedral computation library `cddlib`². We then take the union of all vertices, eliminate redundant and non-extremal ones, and end up with a set of 4224 vertices with a maximal radius $r^* \approx 0.0214$, which coincides with the value analytically obtained above. The

²`cddlib` version 0.94h, https://www.inf.ethz.ch/personal/fukudak/cdd_home/

advantage of this method is that we obtain a much larger set of optimal states with varying rank. Having optimal states with smaller rank can significantly simplify their experimental preparation. In contrast, note that any state for which the assumption made in the analytical calculation above, $|x_k| = s$ for all $k = 2, \dots, 16$, holds, is full-rank. The minimal rank for states of the form (26) achieving a maximal radius r^* is 10. An example of such a rank-10 optimal state is given by parameters

$$\begin{aligned} x_1 &= \frac{1}{16}, \\ x_\alpha &\approx -0.0280798, \quad \alpha \in S = \{2, 3, 5, 10, 15\}, \\ x_\beta &\approx 0.0695199, \quad \beta \in S^c \setminus \{1\}. \end{aligned} \tag{32}$$

The vertex enumeration of all feasibility polytopes contained in Eq. (31) allows us to go beyond the set of optimal states and characterize states with even smaller ranks, naturally at the expense of sacrificing some volume of bound entangled states around them. With this in mind, we see that the absolute minimal rank for a Bloch-diagonal two-ququart bound entangled state is 9, with associated radius $r_9 \approx 0.0128$. An example of such state is given by parameters

$$\begin{aligned} x_1 &= \frac{1}{16}, \\ x_2 &\approx 0.0999184, \\ x_\alpha &\approx 0.0750408, \quad \alpha = 3, 4, 5, 6, 9, 10, 14, \\ x_\beta &\approx 0.0501632, \quad \beta = 7, 12, \\ x_\gamma &= -x_\beta, \quad \gamma = 8, 11, 15, 16, \\ x_{13} &\approx -0.0252856. \end{aligned} \tag{33}$$

C A hypothesis test for bound entanglement

In this appendix we give a proof of Eq. (13) and show how to compute the parameters r_1 , r_2 , and m , needed to reproduce Fig. 2. Let us start with the proof.

The χ^2 -distribution arises naturally in a hypothesis test where the hypotheses are defined in terms of bounds on Euclidean distances in a vector space of normal-distributed random variables. To see this, we consider a generic situation where we draw a sample \vec{x} from an m -variate normal distribution $N(\vec{\xi}, \Sigma)$ with offset $\vec{\xi}$ and covariance matrix Σ . The offset shall be of the form $\vec{\xi} = S\lambda + \vec{\eta}$ with a matrix S and a constant vector $\vec{\eta}$. We denote by $p(t, r)$ the maximal probability that $\hat{t}(\vec{x}) \leq t$ under the hypothesis $\|\mu - \lambda\|_2 \geq r$, for some fixed μ . Then, $p[\hat{t}(\vec{x}), r]$ is a p -value for this hypothesis under the test statistic $\hat{t}(\vec{x})$. By choosing

$$\hat{t}(\vec{x}) := \|\Sigma^{-1/2}(S\mu + \vec{\eta} - \vec{x})\|_2, \tag{34}$$

the following lemma holds:

Lemma 1. *We have,*

$$p(t, r) = q_m(t^2, r^2 \lambda_{\min}(S^T \Sigma^{-1} S)), \tag{35}$$

where $s \mapsto q_m(s, u)$ is the cumulative distribution function of the noncentral χ^2 -distribution with m degrees of freedom and noncentrality parameter u . Here, $\lambda_{\min}(X)$ denotes the smallest eigenvalue of the symmetric matrix X .

Proof. By our assumptions, we have

$$p(t, r) = \sup_{\lambda} \{ \mathbb{P}[\hat{t}(\vec{x}) \leq t] \mid \|\mu - \lambda\|_2 \geq r \}, \tag{36}$$

where \vec{x} is distributed according to the normal distribution $N(\vec{\xi}, \Sigma)$. Then $\vec{y} = \Sigma^{-1/2}(\vec{x} - \vec{\xi})$ is normal distributed with offset $\vec{0}$ and covariance matrix $\mathbb{1}$ and we find

$$\begin{aligned} p(t, r) &= \sup_v \{ \mathbb{P}(\|\vec{y} - \Sigma^{-1/2} S v\|_2 \leq t) \mid \|v\|_2 \geq r \} \\ &\equiv \sup_v \{ q_m(t^2, \|\Sigma^{-1/2} S v\|_2^2) \mid \|v\|_2 \geq r \}, \end{aligned} \quad (37)$$

where we used the definition of $q_m(s, u)$ in the second step. In order to see that this yields Eq. (35), it is enough to note that $q_m(s, u)$ is a monotonously decreasing function in u [43]. \square

The cumulative distribution function of the noncentral χ^2 -distribution is given in terms of Marcum's Q -function as $q_m(s, u) = 1 - Q_{m/2}(\sqrt{u}, \sqrt{s})$. In particular,

$$q_m(s, u) = e^{-u/2} \sum_{\ell=0}^{\infty} \frac{(u/2)^\ell}{\ell!} \tilde{\gamma}(\ell + \frac{m}{2}, \frac{s}{2}), \quad (38)$$

where $\tilde{\gamma}$ is the regularized lower incomplete gamma function, so that $s \mapsto q_m(s, 0)$ is the cumulative distribution function of the central χ^2 -distribution³.

Lemma 1 is presented in a generic form. At variance with the p -value defined in the main text [cf. Eq. (11)], note that the supremum in Eq. (36) is taken over a larger space, as λ is not affected by any physicality constraint. Hence, Eq. (35) is an upper bound of Eq. (11). In the context of the quantum experiment at hand, the μ and λ are Hermitian operators, and we make the identifications $T(\rho_0) \equiv S(\mu) + \vec{\eta}$ and $T(\rho_{\text{exp}}) \equiv S(\lambda) + \vec{\eta}$, where ρ_0 is the target state with associated radius r_0 , and ρ_{exp} is the actual state prepared in the experiment. The map $T: X \mapsto [\text{tr}(E_k X)]_k$ takes quantum states to probabilities, given a measurement setting defined by the effects $\{E_k\}$, and the map S is the restriction of T to the traceless operators. Then, $\vec{\eta} = T[\mathbb{1}/\text{tr}(\mathbb{1})]$, and $r_0^2 \lambda_{\min}(S^T \Sigma^{-1} S) \equiv r_1^2$ [cf. Eq. (13)]. Note that one effect per measurement setting shall not be included in S , since its associated outcome will not be independent and this will lead to $r_1 = 0$. Note also that introducing the restricted map S is necessary in order to have a non-singular covariance matrix Σ with a well defined inverse. With this in mind, one can determine the number of degrees of freedom m for the examples of qutrits and ququarts described in the main text. In the case of qutrits, measuring locally a complete set of mutually unbiased bases⁴ (MUBs) in principle produces data of dimension 144 (we have 4 settings per party with 3 outcomes per setting), but eliminating dependent outcomes reduces this dimension to $m = 128$. For the sake of completeness, we give an explicit construction of the MUBs $\{M_i\}_{i=0}^3$, where each row in M_i corresponds to a basis vector. Then, M_0 is the identity matrix,

$$M_1 = \frac{1}{\sqrt{3}} \begin{pmatrix} 1 & 1 & 1 \\ 1 & \omega^2 & \omega \\ 1 & \omega & \omega^2 \end{pmatrix}, \quad M_2 = \frac{1}{\sqrt{3}} \begin{pmatrix} 1 & 1 & \omega \\ 1 & \omega^2 & \omega^2 \\ 1 & \omega & 1 \end{pmatrix}, \quad M_3 = \frac{1}{\sqrt{3}} \begin{pmatrix} 1 & 1 & \omega^2 \\ 1 & \omega^2 & 1 \\ 1 & \omega & \omega \end{pmatrix}, \quad (39)$$

and $\omega = \exp(2\pi i/3)$. Likewise, for the ququart case we assume that the measurement settings for each party are built as pairs of local Pauli measurements $\{\sigma_\mu, \sigma_\nu\}$, with $\mu, \nu = X, Y, Z$, hence we have 9 settings per party with 4 outcomes per setting, which leads to a reduced dimension of $m = 1215$.

If we assume that the measurement outcomes $\{k\}$ follow a Poisson distribution with parameters $nT(\rho)_k$, so that data is of the form $x_k = n_k/n$, where n_k is the number of events for outcome k and n is the mean total value of events per measurement setting, then the covariance matrix is diagonal and $\Sigma_{k,\ell} = \delta_{k,\ell} T(\rho)_k/n$. In this situation, the elimination of dependent outcomes is not strictly necessary since Σ is invertible. On the other hand, reducing the dimension of the data space generally helps, in the sense that less state preparations n will be required for achieving some degree of statistical significance. The parameter n is, however, not accessible in a real experiment. Instead, the estimate

³From Eq. (38) it is also easy to see that $f_k: u \mapsto q_{2k}(s, 2u)$ is a decreasing function in u , since $\partial_u f_k(u) = f_{k+1}(u) - f_k(u)$ and $\tilde{\gamma}(a, z) - \tilde{\gamma}(a+1, z) = \partial_z \tilde{\gamma}(a+1, z) = e^{-z} z^a / \Gamma(a+1) \geq 0$.

⁴Two orthonormal bases $\{|e_i\rangle\}_{i=1}^d$ and $\{|f_i\rangle\}_{i=1}^d$ are called *mutually unbiased* if it holds that $|\langle e_j | f_k \rangle|^2 = 1/d \forall j, k = 1, \dots, d$.

$\sum_k n_k$ can be used, although this would mean sampling from a multinomial distribution and not a Poissonian. The corresponding covariance matrix will not be diagonal in this case, making the dimensionality reduction indispensable. In our case, the interesting range of n is large enough to render the difference between these two methods as negligible. These considerations, either using a multinomial sampling with reduced dimensions or a true Poissonian with full dimensions, yield the qutrit parameters $r_1^2 \approx 0.0664^2 n$ and $r_2^2 \approx 0.0416^2 n$, and the ququart parameters $r_1^2 \approx 0.0856^2 n$ and $r_2^2 \approx 0.0469^2 n$, used for computing p_{fail} in Fig. 2.

References

- [1] M. Horodecki, P. Horodecki, and R. Horodecki, *Mixed-State Entanglement and Distillation: Is there a “Bound” Entanglement in Nature?*, Phys. Rev. Lett. **80**, 5239 (1998), DOI: [10.1103/PhysRevLett.80.5239](https://doi.org/10.1103/PhysRevLett.80.5239).
- [2] K. Horodecki, M. Horodecki, P. Horodecki, and J. Oppenheim, *Secure Key from Bound Entanglement*, Phys. Rev. Lett. **94**, 160502 (2005), DOI: [10.1103/PhysRevLett.94.160502](https://doi.org/10.1103/PhysRevLett.94.160502).
- [3] P. Horodecki, M. Horodecki, and R. Horodecki, *Bound Entanglement Can Be Activated*, Phys. Rev. Lett. **82**, 1056 (1999), DOI: [10.1103/PhysRevLett.82.1056](https://doi.org/10.1103/PhysRevLett.82.1056).
- [4] L. Masanes, *All Bipartite Entangled States Are Useful for Information Processing*, Phys. Rev. Lett. **96**, 150501 (2006), DOI: [10.1103/PhysRevLett.96.150501](https://doi.org/10.1103/PhysRevLett.96.150501).
- [5] L. Czekaj, A. Przysiężna, M. Horodecki, and P. Horodecki, *Quantum metrology: Heisenberg limit with bound entanglement*, Phys. Rev. A **92**, 062303 (2015), DOI: [10.1103/PhysRevA.92.062303](https://doi.org/10.1103/PhysRevA.92.062303).
- [6] G. Tóth and T. Vértesi, *Quantum States with a Positive Partial Transpose are Useful for Metrology*, Phys. Rev. Lett. **120**, 020506 (2018), DOI: [10.1103/PhysRevLett.120.020506](https://doi.org/10.1103/PhysRevLett.120.020506).
- [7] T. Moroder, O. Gittsovich, M. Huber, and O. Gühne, *Steering Bound Entangled States: A Counterexample to the Stronger Peres Conjecture*, Phys. Rev. Lett. **113**, 050404 (2014), DOI: [10.1103/PhysRevLett.113.050404](https://doi.org/10.1103/PhysRevLett.113.050404).
- [8] T. Vértesi and N. Brunner, *Disproving the Peres conjecture by showing Bell nonlocality from bound entanglement*, Nat. Commun. **5**, 5297 (2014), DOI: [10.1038/ncomms6297](https://doi.org/10.1038/ncomms6297).
- [9] M. Horodecki, J. Oppenheim, and R. Horodecki, *Are the Laws of Entanglement Theory Thermodynamical?*, Phys. Rev. Lett. **89**, 240403 (2002), DOI: [10.1103/PhysRevLett.89.240403](https://doi.org/10.1103/PhysRevLett.89.240403).
- [10] F. G. S. L. Brandao and M. B. Plenio, *Entanglement theory and the second law of thermodynamics*, Nat. Phys. **4**, 873 (2008), DOI: [10.1038/nphys1100](https://doi.org/10.1038/nphys1100).
- [11] E. Amsalem and M. Bourennane, *Experimental four-qubit bound entanglement*, Nat. Phys. **5**, 748 (2009), DOI: [10.1038/nphys1372](https://doi.org/10.1038/nphys1372).
- [12] J. Lavoie, R. Kaltenbaek, M. Piani, and K. J. Resch, *Experimental bound entanglement?*, Nat. Phys. **6**, 827 (2010), DOI: [10.1038/nphys1832](https://doi.org/10.1038/nphys1832).
- [13] J. Lavoie, R. Kaltenbaek, M. Piani, and K. J. Resch, *Experimental Bound Entanglement in a Four-Photon State*, Phys. Rev. Lett. **105**, 130501 (2010), DOI: [10.1103/PhysRevLett.105.130501](https://doi.org/10.1103/PhysRevLett.105.130501).
- [14] J. A. Smolin, *Four-party unlockable bound entangled state*, Phys. Rev. A **63**, 032306 (2001), DOI: [10.1103/PhysRevA.63.032306](https://doi.org/10.1103/PhysRevA.63.032306).
- [15] J. T. Barreiro, P. Schindler, O. Gühne, T. Monz, M. Chwalla, C. F. Roos, M. Hennrich, and R. Blatt, *Experimental multiparticle entanglement dynamics induced by decoherence*, Nat. Phys. **6**, 943 (2010), DOI: [10.1038/nphys1781](https://doi.org/10.1038/nphys1781).
- [16] H. Kampermann, D. Bruß, X. Peng, and D. Suter, *Experimental generation of pseudo-bound-entanglement*, Phys. Rev. A **81**, 040304 (2010), DOI: [10.1103/PhysRevA.81.040304](https://doi.org/10.1103/PhysRevA.81.040304).
- [17] K. Dobek, M. Karpiński, R. Demkowicz-Dobrzański, K. Banaszek, and P. Horodecki, *Experimental Extraction of Secure Correlations from a Noisy Private State*, Phys. Rev. Lett. **106**, 030501 (2011), DOI: [10.1103/PhysRevLett.106.030501](https://doi.org/10.1103/PhysRevLett.106.030501).
- [18] F. Kaneda, R. Shimizu, S. Ishizaka, Y. Mitsumori, H. Kosaka, and K. Edamatsu, *Experimental Activation of Bound Entanglement*, Phys. Rev. Lett. **109**, 040501 (2012), DOI: [10.1103/PhysRevLett.109.040501](https://doi.org/10.1103/PhysRevLett.109.040501).

- [19] E. Amsellem, M. Sadiq, and M. Bourennane, *Experimental bound entanglement through a Pauli channel*, Sci. Rep. **3**, 1966 (2013), DOI: [10.1038/srep01966](https://doi.org/10.1038/srep01966).
- [20] K. Dobek, M. Karpiński, R. Demkowicz-Dobrzański, K. Banaszek, and P. Horodecki, *Experimental generation of complex noisy photonic entanglement*, Laser Phys. **23**, 025204 (2013), DOI: [10.1088/1054-660X/23/2/025204](https://doi.org/10.1088/1054-660X/23/2/025204).
- [21] J. DiGuglielmo, A. Sambrowski, B. Hage, C. Pineda, J. Eisert, and R. Schnabel, *Experimental Unconditional Preparation and Detection of a Continuous Bound Entangled State of Light*, Phys. Rev. Lett. **107**, 240503 (2011), DOI: [10.1103/PhysRevLett.107.240503](https://doi.org/10.1103/PhysRevLett.107.240503).
- [22] F. E. S. Steinhoff, M. C. de Oliveira, J. Sperling, and W. Vogel, *Bipartite bound entanglement in continuous variables through degaussification*, Phys. Rev. A **89**, 032313 (2014), DOI: [10.1103/PhysRevA.89.032313](https://doi.org/10.1103/PhysRevA.89.032313).
- [23] B. C. Hiesmayr and W. Löffler, *Complementarity reveals bound entanglement of two twisted photons*, New J. Phys. **15**, 083036 (2013), DOI: [10.1088/1367-2630/15/8/083036](https://doi.org/10.1088/1367-2630/15/8/083036).
- [24] M. Paris and J. Řeháček (eds.), *Quantum State Estimation*, vol. 649 of *Lecture Notes in Physics* (Springer Berlin Heidelberg, Berlin, Heidelberg) (2004), ISBN 978-3-540-22329-0, DOI: [10.1007/b98673](https://doi.org/10.1007/b98673).
- [25] Z. Hradil, *Quantum-state estimation*, Phys. Rev. A **55**, R1561 (1997), DOI: [10.1103/PhysRevA.55.R1561](https://doi.org/10.1103/PhysRevA.55.R1561).
- [26] D. F. V. James, P. G. Kwiat, W. J. Munro, and A. G. White, *Measurement of qubits*, Phys. Rev. A **64**, 052312 (2001), DOI: [10.1103/PhysRevA.64.052312](https://doi.org/10.1103/PhysRevA.64.052312).
- [27] T. Sugiyama, P. S. Turner, and M. Murao, *Effect of non-negativity on estimation errors in one-qubit state tomography with finite data*, New J. Phys. **14**, 085005 (2012), DOI: [10.1088/1367-2630/14/8/085005](https://doi.org/10.1088/1367-2630/14/8/085005).
- [28] C. Schwemmer, L. Knips, D. Richart, H. Weinfurter, T. Moroder, M. Kleinmann, and O. Gühne, *Systematic Errors in Current Quantum State Tomography Tools*, Phys. Rev. Lett. **114**, 080403 (2015), DOI: [10.1103/PhysRevLett.114.080403](https://doi.org/10.1103/PhysRevLett.114.080403).
- [29] B. Efron and R. J. Tibshirani, *An introduction to the bootstrap* (Chapman & Hall/CRC) (1994), ISBN 0-412-04231-2.
- [30] J. Shang, H. K. Ng, A. Sehrawat, X. Li, and B.-G. Englert, *Optimal error regions for quantum state estimation*, New J. Phys. **15**, 123026 (2013), DOI: [10.1088/1367-2630/15/12/123026](https://doi.org/10.1088/1367-2630/15/12/123026).
- [31] M. Christandl and R. Renner, *Reliable Quantum State Tomography*, Phys. Rev. Lett. **109**, 120403 (2012), DOI: [10.1103/PhysRevLett.109.120403](https://doi.org/10.1103/PhysRevLett.109.120403).
- [32] R. Blume-Kohout, *Robust error bars for quantum tomography*, arXiv:1202.5270 [quant-ph] (2012).
- [33] L. Knips, C. Schwemmer, N. Klein, J. Reuter, G. Tóth, and H. Weinfurter, *How long does it take to obtain a physical density matrix?*, arXiv:1512.06866 [quant-ph] (2015).
- [34] D. Suess, Ł. Rudnicki, T. O. Maciel, and D. Gross, *Error regions in quantum state tomography: computational complexity caused by geometry of quantum states*, New J. Phys. **19**, 093013 (2017), DOI: [10.1088/1367-2630/aa7ce9](https://doi.org/10.1088/1367-2630/aa7ce9).
- [35] O. Gühne and G. Tóth, *Entanglement detection*, Phys. Rep. **474**, 1 (2009), DOI: [10.1016/j.physrep.2009.02.004](https://doi.org/10.1016/j.physrep.2009.02.004).
- [36] B. Baumgartner, B. C. Hiesmayr, and H. Narnhofer, *State space for two qutrits has a phase space structure in its core*, Phys. Rev. A **74**, 032327 (2006), DOI: [10.1103/PhysRevA.74.032327](https://doi.org/10.1103/PhysRevA.74.032327).
- [37] R. A. Bertlmann and P. Krammer, *Bloch vectors for qudits*, J. Phys. A Math. Theor. **41**, 235303 (2008), DOI: [10.1088/1751-8113/41/23/235303](https://doi.org/10.1088/1751-8113/41/23/235303).
- [38] R. A. Bertlmann and P. Krammer, *Bound entanglement in the set of Bell-state mixtures of two-qutrits*, Phys. Rev. A **78**, 014303 (2008), DOI: [10.1103/PhysRevA.78.014303](https://doi.org/10.1103/PhysRevA.78.014303).
- [39] R. A. Bertlmann and P. Krammer, *Geometric entanglement witnesses and bound entanglement*, Phys. Rev. A **77**, 024303 (2008), DOI: [10.1103/PhysRevA.77.024303](https://doi.org/10.1103/PhysRevA.77.024303).
- [40] R. A. Bertlmann and P. Krammer, *Entanglement witnesses and geometry of entanglement of two-qutrit states*, Ann. Phys. (N. Y.) **324**, 1388 (2009), DOI: [10.1016/j.aop.2009.01.008](https://doi.org/10.1016/j.aop.2009.01.008).

- [41] G. Sentís, C. Eltschka, and J. Siewert, *Quantitative bound entanglement in two-qutrit states*, Phys. Rev. A **94**, 020302(R) (2016), DOI: [10.1103/PhysRevA.94.020302](https://doi.org/10.1103/PhysRevA.94.020302).
- [42] T. Moroder and O. Gittsovich, *Calibration-robust entanglement detection beyond Bell inequalities*, Phys. Rev. A **85**, 032301 (2012), DOI: [10.1103/PhysRevA.85.032301](https://doi.org/10.1103/PhysRevA.85.032301).
- [43] N. L. Johnson, S. Kotz, and N. Balakrishnan, *Continuous Univariate Distributions*, 2nd ed. (John Wiley & Sons, New York) (1994), ISBN 978-0-471-58495-7.