

PHD-GIFs: Personalized Highlight Detection for Automatic GIF Creation

Ana García del Molino*

SCSE, Nanyang Technological University, Singapore
ana002@e.ntu.edu.sg

Michael Gygli*

Google Research, Zurich
gygli@google.com

ABSTRACT

Highlight detection models are typically trained to identify cues that make visual content appealing or interesting for the general public, with the objective of reducing a video to such moments. However, this “interestingness” of a video segment or image is subjective. Thus, such highlight models provide results of limited relevance for the individual user. On the other hand, training one model per user is inefficient and requires large amounts of personal information which is typically not available. To overcome these limitations, we present a global ranking model which can condition on a particular user’s interests. Rather than training one model per user, our model is personalized via its inputs, which allows it to effectively adapt its predictions, given only a few user-specific examples. To train this model, we create a large-scale dataset of users and the GIFs they created, giving us an accurate indication of their interests. Our experiments show that using the user history substantially improves the prediction accuracy. On a test set of 850 videos, our model improves the recall by 8% with respect to generic highlight detectors. Furthermore our method proves more precise than the user-agnostic baselines even with just one person-specific example.

CCS CONCEPTS

• **Computing methodologies** Visual content-based indexing and retrieval; Activity recognition and understanding; Video summarization; • **Information systems** Multimedia and multimodal retrieval;

KEYWORDS

Highlight Detection, Personalization

1 INTRODUCTION

With the increasing availability of camera devices, more and more video is recorded and shared. In order to share these videos, however, they typically have to be edited to remove boring and redundant content and present the most interesting parts only. It’s no coincidence that animated GIFs had a revival in the past years, as they make exactly this promise: that the video is reduced to the single most interesting moment [5]. Most users resort to online tools such as giphy, gifs.com or ezgif to create their GIFs manually, but video editing is usually a tedious and time consuming task. Recently, the research community has taken growing interest in automating the editing process [3, 14, 15, 24, 26, 31, 39, 47, 48, 51–53]. These existing methods, however, share a common limitation, as they all learn a generic highlight detection or summarization model. This limits their potential performance, as not all users share the same

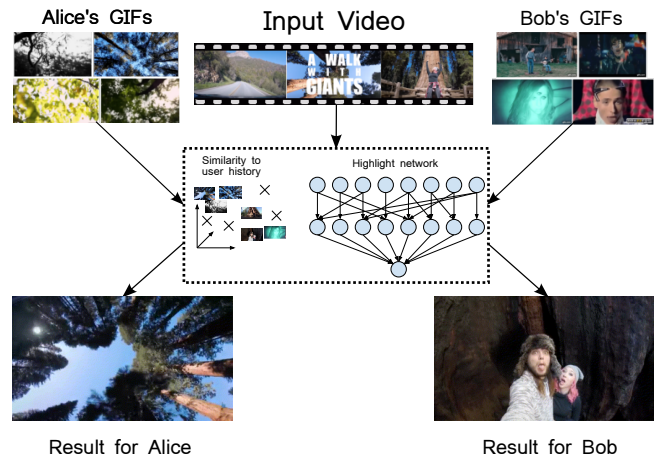


Figure 1: The notion of a highlight in a video is, to some extent, subjective. While previous methods trained generic highlight detection models, our method takes a user’s previously selected highlights into account when making predictions. This allows to reduce the ambiguity of the task and results in more accurate predictions.

interests [37] and are thus editing video in different ways [10]. One user may edit basketball videos to extract the slams, another one may just want to see the team’s mascot jumping. A third may prefer to see the kiss cam segments of the game. An automatic method should therefore adapt its results to specific users, as exemplified in Figure 1.

In this work, we address the limitation of generic highlight detection and propose a model that explicitly takes a user’s interests into account. Our model builds on the success of deep ranking models for highlight detection [15, 48], but makes the crucial enhancement of making highlight detection personalized. Thereby, our model uses information on the GIFs a user previously created. This allows the model to make accurate user-specific predictions, as a user’s GIF history allows for a fine-grained understanding of their interests and thus provides a strong signal for personalization. This stands in contrast to relying on demographic data such as age or gender or interest in certain topics only. Knowing, that a user is interested in basketball, for example, is not sufficient. A high-performing highlight detection model needs to have knowledge of what parts of basketball videos the user likes. Thus, to obtain a high-performing model, we need to collect information on a user’s interest in certain objects or events [4, 13] and use that information for highlight detection.

To obtain that kind of data, we turn to gifs.com and its user base and collect a novel and large-scale dataset of users and the GIFs they

*work done while at gifs.com

created. On this data, we train several models for highlight detection that condition on the user history. Our experiments show that using the history allows making significantly more accurate predictions compared to generic highlight detection models, relatively improving upon the previous state of the art for automatic GIF creation [15] by 4.3% in MSD and 8% in recall.

To summarize, we make the following contributions:

- A new large-scale dataset with personalized highlight information. It consists of 13,822 users with 222,015 annotations on 119,938 videos. To the best of our knowledge, this is the first dataset with personalized highlight information as well as the biggest highlight detection dataset in general. We make the dataset publicly available¹.
- A novel model for personalized highlight detection (PHD). Our model’s predictions are conditioned on a specific user by providing his previously chosen highlight segments as inputs to the model. This allows to effectively use all available annotations by training a single high-capacity model for all users jointly, while making personalized predictions at test time.
- An extensive experimental analysis and comparison to generic highlight detection approaches. We show that the users often have high consistency in the content they select and that our model can effectively use this history as a signal for highlight detection. Our experiments further show the benefits of our approach over existing methods: our model improves over generic highlight detection, even when only one user specific example is available, and outperforms the baseline of training one model per user.

2 RELATED WORK

Our work aims to predict what video segments a user is most interested in, using visual features alone. It is thus a content-based recommender system [33] for video segments, similar to highlight detection and personalized video summarization. Our method further relates to collaborative filtering. In the following, we discuss the most relevant and recent works in these areas. For an excellent overview and review of earlier video summarization and highlight detection techniques, we refer the reader to [42].

Personalized video summarization. Early approaches in summarization cannot be personalized, as they are based on heuristics such as the occurrence of certain events, *e.g.* the scoring of a goal [42]. Exceptions are [2, 4, 17, 40], which build a user profile and use it for personalization. Most notably, Jaimes *et al.* [17] also learn user-specific models directly from highlight annotation of a particular user. All these methods, however, rely on annotated meta-data, rather than using the audio-visual inputs only.

In the last years, methods using supervised learning on audio-visual inputs have become increasingly popular [8, 11, 14, 23, 28, 30, 45, 51, 52]. These methods learn (parts of) a summarization model from annotated training examples. Thus, they can be personalized by training on annotation coming from a single user, similar to [17]. While that approach works in principle, it has two important practical issues. (i) Computational cost. Having a model per user is often

infeasible in practice, due to the cost of training and storing models. (ii) Limited data. Typically, only a small number of examples per user are available. Thus, this limits the class of possible methods to simple models that can be trained from a handful of examples. In contrast to that, we train a global model that is personalized via its inputs, by conditioning on the user history. This allows to train more complex models by learning from all users jointly. Thus, the proposed approach is able to perform well even for users that have not been seen in training and that have no examples to train with (Cold start problem). Furthermore, as the user information is an input and not embedded into the model parameters, our method does not need retraining as new user information arrives.

An alternative way to personalize summarization models is by analyzing the user behavior at recording [3, 43] or visualization time [29, 50], or requiring user input at inference time, either through specifying a text query [27, 34, 44, 46] or via an interactive approach [10, 36]. In the interactive approaches, the user gives feedback on individual proposals [10] or pairwise preferences [36], which is then used to present a refined summary. Instead, we do not require the user to know the full content of the video, nor require any input, such as user feedback, at test time: our model uses the user’s history as the signal for personalization.

Highlight detection methods. The goal of highlight detection is to find the most interesting events of a video. In contrast to traditional video summarization approaches it does not aim to give an overview of the video, but rather just to extract the best moments [42]. Recent methods for that task have used a ranking formulation, where the goal is to score interesting segments higher than non-interesting ones [15, 18, 39, 48, 49]. While [39] used a ranking SVM model, [15, 18, 48, 49] trained a deep neural network using a ranking loss. Our work is similar to these approaches, in particular [15], which also proposes a highlight detection model trained for GIF creation. But while they train a generic model, we use the user history to make personalized predictions. [37] also predicts personalized interestingness, but does so on images and by training a separate model per user. It thus suffers from the same issues as [17] and other existing supervised summarization methods that train one separate model per user. Ren *et al.* [32] improve upon these methods by proposing a generic regression model which is personalized with a second, simpler model. The second model predicts the residual of the generic model for a specific user. Thus, as our approach, this method can also handle users with no history, but it still requires (re-)training a model for each new user or user input.

Collaborative Filtering. In collaborative filtering (CF) [21], interactions of users with items (*e.g.* movie ratings) are used to learn user and item representations that accurately predict these and new interactions, *e.g.* a user’s rating for a movie. CF has shown strong performance, for example in the Netflix challenge [6] and is used for video recommendation at YouTube [9]. While powerful, CF techniques cannot be easily applied to highlight detection, as that would require several interactions with the same video *segment*. We find that in our data, few users create GIFs from the same video, let alone the same segment. This prevents learning a model from only interaction data.

¹<https://github.com/gylim/personalized-highlights-dataset>

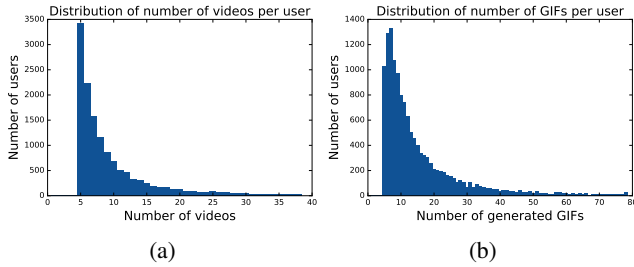


Figure 2: The dataset in numbers: distribution of the amount of (a) videos per user, and (b) gifs per user.

3 DATASET

In order to be able to do personalized highlight detection, one key challenge is obtaining a training set that provides useful user information. Thereby, different kinds of user information is possible, *e.g.* meta-data on the user’s age, gender, geographic location, what web editor was used and so on. For our dataset, instead, we directly collect information on what video segments a specific user considers a highlight. Having this kind of data allows for strong personalization models, as specific examples of what a user is interested in help the model obtain a fine-grained understanding of that specific user. This stands in contrast to knowing demographic data, which would only allow to customize models based on loose indicators of interest such as the gender or location. Our idea of using a web video editor as a data source is similar to [15, 39], but we additionally associate each GIF with a specific user, which allows for personalization.

3.1 Data source

To obtain personalized highlight data, we have turned to *gifs.com* and its user base. *Gifs.com* is a video editor for the web and has a large base of registered users. When a user creates a GIF, *e.g.* by extracting a key moment from a YouTube video, that GIF is linked to the user. This allows to crawl user profiles for users which have created several GIFs, *i.e.* contain a history that describes the user’s interest. To have a reasonably sized sample of the users of interest, we restricted the selection to users that created GIFs from a minimum of five videos, where the last video is used for prediction, while the remaining ones serve as the history. Thus, in our dataset, each user has a history of at least four videos.

3.2 Analysis

Almost 14,000 users on *gifs.com* fulfilled our conditions. In total, the dataset contains 222,015 annotations on 119,938 YouTube videos. This is a significant leap with respect to other popular datasets such as the YouTube video highlight dataset [39], which contains about 4,300 annotations, and the Video2GIF dataset [15], which includes 100,000 annotation in the form of GIFs.

Out of the 14,000 users, 850 were selected to form the test set (more details on the use of the dataset is given in Section 5.3). The selection was done such that the test videos (*i.e.* the last video the user created a GIF from) are between 15 seconds and 15 minutes long, to avoid too simple scenarios as well as prevent extremely sparse



Figure 3: Example user histories (subsampling)




Figure 4: Ten most selected moments. The most popular moments in our dataset often show cats, music videos such as k-pop or famous movie scenes.

labels suffering from chronological bias [38]. The distributions for the number of videos and GIFs per user in the full dataset are shown in Figure 2. Note that a user may generate more than one GIF from the same video, and thus the total amount of GIFs is greater than the number of videos.

In Figure 3 we show examples of users histories. When analyzing users we find that most have a clear focus, *e.g.* mostly or even exclusively create GIFs of funny pets. In some cases, users also have multiple interests (*c.f.* Figure 3c) and some have a clear focus with one or two outliers that show a different type of content. On the other hand, the most popular moments (most selected video segments in our dataset) show higher diversity. Their contents range from scenes with pets to interviews, cartoons, music videos and scenes of famous movies (see Figure 4). Given the high diversity of the dataset, and the consistent interests of specific users, we hypothesize that the user’s history provides a reliable signal for predicting what GIFs he or she will create in the future.

4 METHOD

In the following, we introduce our approach for highlight detection, which uses information about a user when making predictions. In particular, we propose a model that predicts the score of a segment as a function of both the segment itself and the user’s previously selected highlights. As such, the model learns to take into account the *user history* to make accurate personalized predictions.

We define V as the video from which a user U wants to generate a GIF. For our method, we use a ranking approach [19], where

a model is trained to score positive video segments higher than negative segments from the same video. Thereby a segment is a positive if it was part of the user’s GIF and a negative otherwise, as in [15]. In contrast to previous works [15, 39, 48], however, we do not make the predictions based on the segment alone, but also take a user’s previously chosen highlights, their history, into account. Thus, our objective is

$$h(s^+, \mathcal{G}) > h(s^-, \mathcal{G}), \quad \forall (s^+, s^-) \in V, \quad (1)$$

where s^+ , s^- are segments coming from the same video V and $h(s, \mathcal{G})$ is the score assigned to segment s . \mathcal{G} denotes all the GIFs that user U previously generated, *i.e.* the *user’s history*. Our formulation thus allows the model to personalize its predictions by conditioning on the user’s previously selected highlights.

While there are several ways to do personalization, making the user history an input to the model has the advantage that a single model is sufficient and that the model can use all annotations from all users in training. A single model can predict personalized highlights for all users and new user information can trivially be included. Previous methods instead embedded the personal preferences into the model weights [32, 37], which requires training one model per user and retraining to accommodate the new information.

We propose two models for $h(\cdot, \cdot)$, which are combined with late fusion. One takes the segment representation and aggregated history as input (**PHD-CA**), while the second directly uses the distances between the segments and the history (**SVM-D**). Next, we discuss these two architectures in more detail. In all models we represent the segments s and the history elements $g_i \in \mathcal{G}$ using C3D [41] (conv5 layer). We denote these vector representations \mathbf{s} and \mathbf{g}_i , respectively.

4.1 Model with aggregated history

We propose to use a feed-forward neural network (FNN) similar to [15, 48], but with the history as an additional input. More specifically, we average the history representations \mathbf{g}_i across examples to obtain \mathbf{p} . The segment representation \mathbf{s} and the aggregated history \mathbf{p} are then concatenated and used as input to the model:

$$h_{FNN}(s, \mathcal{G}) = FNN \left(\begin{bmatrix} \mathbf{s} \\ \mathbf{p} \end{bmatrix} \right). \quad (2)$$

As a model, we used a small neural network with 2 hidden layers with 512 and 64 neurons².

4.2 Distance-based model

The assumption behind using a model of the form $h(s, \mathcal{G})$ is that the score of a segment depends on the similarity of the segment to a user’s history. Thus, we investigated explicitly encoding that assumption into the model. Specifically, we create a feature vector that contains the cosine distances to the k most similar history elements g_i . We denote this feature vector \mathbf{d} . Using this representation we train a linear ranking model (ranking SVM [22]) to predict the score of a segment, *i.e.*

$$h_{SVM}(s, \mathcal{G}) = \mathbf{w}^T \mathbf{d} + b, \quad (3)$$

² While different aggregation methods are possible, we found averaging the history to work well in practice. We also tried alternative ways to aggregate, such as learning the aggregation with a sequence model (LSTM), but found this to lead to inferior performance (see Section 5).

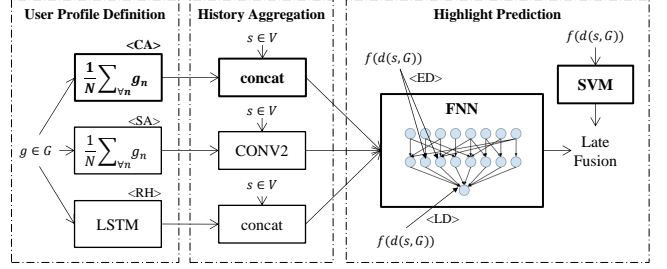


Figure 5: Model architectures. We show our proposed model (bold) and alternative ways to encode the history and fuse predictions (see section 5.2).

where \mathbf{w} , b are the learned weights and bias. While the distance features could directly be provided to the model introduced in Section 4.1, we find that training two separate models and combining them with late fusion leads to improved performance (*c.f.* Table 2). This is in line with previous approaches that found this method to be superior over fusing different modalities in a single neural network [7, 35].

4.3 Model fusion

We propose to combine the models introduced in Section 4.1 and 4.2 with late fusion. As the models differ in the range of their predictions and their performance, we apply a weight for the model ensemble. To be concrete, the final prediction is computed as

$$h(s, \mathcal{G}) = h_{FNN}(s, \mathcal{G}) + \omega * h_{SVM}(s, \mathcal{G}), \quad (4)$$

where ω is learned with a ranking SVM on the videos of a held out validation set.

5 EXPERIMENTS

We evaluate the proposed method, called **PHD-CA + SVM-D**, on the dataset introduced in Section 3. We start by comparing it against the state of the art for non-personalized highlight detection, as well as several personalization baselines in Section 5.1. Then, Section 5.2 analyses variations of our method and quantifies the contribution of the different inputs and architectural choices.

Evaluation metrics. We follow [15] and report mean Average Precision (mAP) and normalized Meaningful Summary Duration, which rates how much of the video has to be watched before the majority of the ground truth selection was shown, if the shots in the video had been re-arranged to match the predicted ranking order. In addition, we report Recall@5, *i.e.* the ratio of frames from the user-generated GIFs (the ground truth) that are included in the 5 highest ranked GIFs.

5.1 Baseline comparison

We compare our method against several strong baselines:

Video2GIF [15]. This work is the state of the art for automatic highlight detection for GIF creation. We evaluate the pre-trained model which is publicly available. As the model is trained on a different dataset we additionally provide results for a slight variation

	Model	mAP	nMSD	R@5	Notes
Non-personal	Random	12.97%	50.60%	21.38%	
	Video2GIF [15]	15.69%	42.59%	27.28%	Trained on [15]
	Highlight SVM	14.47%	45.55%	26.13%	
	Video2GIF (ours)	15.86%	42.06%	28.42%	
Personal	Max Similarity	15.49%	44.22%	26.44%	unsup.
	V-MMR	14.86%	43.72%	28.22%	unsup.
	Residual	14.89%	47.07%	26.05%	
	SVM-D	15.64%	43.49%	28.01%	
	Ours (CA + SVM-D)	16.68%	40.26%	30.71%	

Table 1: State-of-the-art comparison (videos segmented into 5-second long shots). For mAP and R@5, the higher the score, the better the method. For MSD, the smaller is better. Best result per category in bold.

of [15], trained on our dataset, which we refer to as *Video2GIF (ours)*.

Highlight SVM. This model is a ranking SVM [22] trained to correctly rank positive and negative segments as per Eq. (1), but only using the segment’s descriptor and ignoring the user history.

Maximal similarity. This baseline scores segments according to their maximum similarity with the elements in the user history \mathcal{G} . We use the cosine similarity as a similarity measure.

Video-MMR. Following the approach presented in [25], \mathcal{G} is used as query so that the segments that are most similar are scored highly. Specifically, we use the mean cosine similarity to the history elements g_i as an estimate of the relevance of a segment.

Residual Model. Inspired by [32], we include a residual model for ranking. [32] proposes a generic regression model and a second user-specific model that personalizes predictions by fitting the residual error of the generic model. To adapt this idea to the ranking setting, we propose training a user-specific ranking SVM that gets the generic predictions from *Video2GIF (ours)* as an input, in addition to the segment representation s . Thus, a user’s model is defined as

$$h_{res}(s, \mathcal{G}) = \mathbf{w}_{\mathcal{G}}^T \begin{bmatrix} s \\ h_{V2G}(s) \end{bmatrix} + b, \quad (5)$$

where $\mathbf{w}_{\mathcal{G}}$ are the weights learned from the history \mathcal{G} .

Ranking SVM on the distances. This model corresponds to the model presented in Section 4.2.

Results. We show quantitative results in Table 1 and qualitative examples in Figure 6. When analyzing the results, we find that our method outperforms [15] as well as all baselines by a significant margin. Adding information about the *user history* to the highlight detection model (**Ours (CA + SVM-D)**) leads to a relative improvement over generic highlight detection (**Video2GIF (ours)**) of 5.2% (+0.8%) in mAP, 4.3% (-1.8%) in mMSD and 8% (+2.3%) in Recall@5. This is a significant improvement in this challenging

	Model	mAP	nMSD	R@5
	PHD-SA	15.73%	42.80%	28.65%
	PHD-RH	15.74%	42.75%	27.45%
	PHD-CA	16.58%	41.01%	28.18%
	PHD-CA-ED (1st layer)	16.14%	41.26%	29.20%
	PHD-CA-LD (last layer)	16.20%	41.07%	29.78%
	Video2GIF (ours) + SVM-D	16.39%	40.90%	28.70%
	PHD-CA + SVM-D	16.68%	40.26%	30.71%

Table 2: Detailed experiments. We analyze different ways to represent and aggregate the history, as well as ways to use the distances to the history to improve the prediction.

high-level task and compares favorably to previous work [15]. The improvement of our method over using the user history alone is even larger, thus reinforcing the need to train a personalized highlight detection model that uses the information about all users jointly.

Models using only generic highlight information or only the similarity to previous GIFs perform similar (15.86% for **Video2GIF (ours)** vs. 15.64% mAP for **SVM-D**), despite the simplicity of the distance model. Thus, we can conclude that these two kind of information are both important and that there is a lot of signal contained in a user’s history about his future choice of highlights. This concurs with our analysis in Section 3.2, where we find that users show high consistency in the kind of highlights they selected. Given that the combination of the two kinds of information improves the final results, we conclude that they are complementary to each other and that it is beneficial to use models that consider them both. The residual model also combines generic highlight detection and personalization. It however estimates model weights per user, which leads to inferior results on our dataset, due to the small number of training examples per user. Indeed, the **Residual** baseline is outperformed by the generic highlight detection and the personalization baselines, in particular **SVM-D**. Our method, on the other hand, performs well in this challenging setting and outperforms all baselines by a large margin.

To better understand how the model works, Figure 6 shows qualitative results for our method and a non-personalized baseline, along with the user history. As can be seen from 6a & 6b, our method effectively uses the history to make more accurate predictions. In 6c we show a failure case, where the history is not indicative of the highlight chosen by the user.

5.2 Detailed experiments

In the following, we analyze different variations of our approach. In particular, we compare various ways to include the user history, network architectures, and fusion of different inputs. Figure 5 shows these different configurations, while their performance is given in Table 2. Additionally, we analyze the performance of our model as the size of the user history varies (Figure 7).



Figure 6: Qualitative Examples. We compare our method (PHD-CA + SVM-D) to generic highlight detection (Video2GIF (ours)). Videos for which personalization improves the Top 5 results are shown in (a) and (b). In both cases the users are consistent in what content they create GIFs from. Thus, personalization provides more accurate results (correct results have green borders). In (c) we show a failure case, where the user history is misleading the model.

Learning an aggregation vs averaging? Our proposed model aggregates the history via averaging (PHD-CA, *c.f.* Section 4.1). Alternatively, model PHD-RH uses a recurrent neural network (LSTM) to learn to aggregate the history. The history is then concatenated to the segment representation and passed through 2 fully-connected layers. As can be seen from Table 2, having a predefined aggregation performs better than learning it. We attribute this to the challenge of learning a sequence embedding from limited data and conjecture that an average aggregation leads to a suitable representation of the user.

Convolutional combination or concatenation? In Section 4.1 we propose to concatenate the average history to the segment representation s . Since they both use the same C3D representation, however, it is also possible to first aggregate each dimension of the two vectors with 1D convolutions, before passing them through fully connected layers (PHD-SA). We compared these two approaches and found the concatenation to give superior performance. The convolutional aggregation uses the structure of the data to reduce the number of network parameters and therefore has roughly half the parameters of the concatenation model. Convolutional aggregation, however,

requires the network to aggregate the history into the segment information per dimension, using the same weights. Thus it is limited in its modeling capacity, compared to a network using concatenated features as inputs.

Adding distances, with early or late fusion? As we discussed, our assumption is that the similarity of a segment to the previously chosen GIFs is informative when predicting the score of a segment. Thus, we tested models that use the distance to the history elements as an additional input.

Since using distance features leads to a different representation compared to the feature activations of C3D, it is unclear how to best merge the two different modalities. We tried early fusion (concatenation of the two inputs, PHD-CA-ED), late fusion before the prediction layer in one single model (PHD-CA-LD) and late fusion with training two separate models (PHD-CA + SVM-D), as shown in Figure 5. We find that late fusion performs superior to early fusion, and that combining two different models outperforms merging on the last layer of the neural network. The superiority of late fusion is to be expected, as neural networks often struggle to combine information from different modalities [7, 35]. Adding the distances in the neural network even slightly decreases mAP, while Recall@5 improves. While this inconsistency is somewhat surprising, Recall@5 is arguably more important, as it evaluates the accuracy of the top-ranked elements, which is what matters for finding highlight in videos, while mAP considers the complete ranking. When using a separate model for the distances and fusing their predictions, we obtain a consistent improvement in all metrics.

We also tried adding personalization to a generic highlight detection model by combining its predictions with the predictions of the distance SVM (Video2GIF (ours) + SVM-D in Table 2). This leads to a significant improvement over the generic model. While it doesn’t perform quite as well as our full model, this approach provides a simple way to personalize existing highlight detection, in order to improve their performance.

How much does personalization help for different history sizes? We are interested in how well the model performs when very little user-specific information is available. To do so, we restrict the history provided to the model to the last k videos a user created GIFs from, rather than providing the full history³.

We plot the performance as a function of the history length k in Figure 7. From this plot, we make several important observations. (i) Adding personalization helps even for small histories. Recall@5 improves by 5.6% (+1.6%) over the generic model for a history size of $k = 4$, for example. Even for $k = 1$, *i.e.* a single history video, our method outperforms generic highlight detection across all metrics. Having a model that performs well given few history elements is important, as the history size in our dataset follows a long tail distribution (*c.f.* Figure 2). Indeed, we discarded more than 90% of the user profiles when creating our dataset, as they had a history of fewer than 5 elements. (ii) While PHD-CA quickly improves mAP as the history grows, only the model including the distances significantly improves Recall@5. This is consistent with our experiments in Table 2. Improving the ranking of the highest

³Note that some users may have less than k videos in their history, and only $n < k$ videos can be considered.

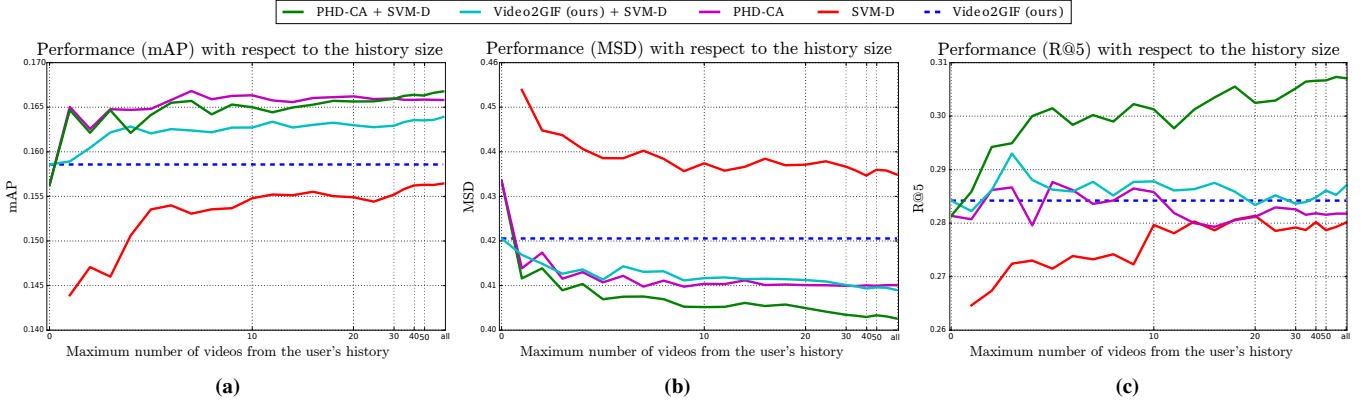


Figure 7: Performance of different methods as a function of the history size. We observe that our method improves over generic highlight detection with as little as one history element per user. Furthermore, performance has not saturated even when using the full history, thus indicating that our method can effectively use longer histories in the dataset. Interestingly, we find that only models including the distances to the history as a feature improve Recall@5, *i.e.* provide better results at the top of the ranking. Best viewed in color.

scoring segments is challenging, as they often have only subtle differences. The similarity to a user’s history allows to capture these differences and thus obtain a better ordering of the top elements. (iii) Performance is not yet saturated for the history lengths in the dataset. Thus our model is not only able to make use of small histories, but can also effectively use larger histories to further improve prediction accuracy.

5.3 Implementation details

Data Setup: The dataset consists of a total of 13,822 users, of which 11,972 are used for training, 1,000 for validation, and 850 for testing. At both training and test time, the goal of our models is to predict what part of video V a user chooses, given his history \mathcal{G} . As such, V corresponds to the last video from each user, and all other videos are used to build each user’s history \mathcal{G} . The validation set is used to find the best hyper-parameters for the highlight models and also to find the right weights for Eq. 4.

To train our models, we have sampled five positive-negative pairs (s^+, s^-) from each user’s video V , where a positive example is a shot that was part of the user’s GIFs for that video (see Figure 8). Similarly, a negative example is a shot that was not included in any GIF. To split the user selected segments into shots, we use the shot detection of [12] and deterministically split shots longer than 15 seconds into 5 second chunks. For the user history \mathcal{G} , we use a maximum of 20 shots, which are selected at random ensuring that there is at least one shot from each of the last $k = 20$ videos in the user’s history. Since a user may generate several overlapping GIFs before being satisfied with the result, \mathcal{G} (and analogously the ground truth for V) does not correspond to each of the user-generated GIFs independently, but rather their union.

At test time the videos are segmented into fixed segments of 5 seconds to be able to compare to [15]. Furthermore, [12] may predict short shots and gaps (due to slow scene transitions), which, when used at test time, would lead to noise in the evaluation. We use

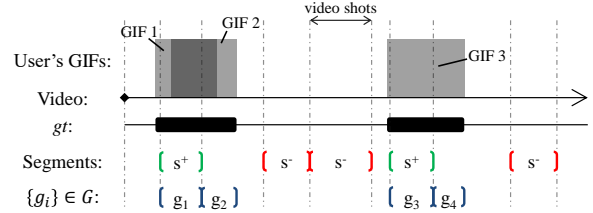


Figure 8: Procedure to obtain the pairs of segments (s^+, s^-) in V , the user selection gt for the evaluation, and the user history $g \in \mathcal{G}$ from any other video $\neq V$.

the user’s full history when making predictions. Since the distance-based models require a k -dimensional input, the distance vector is filled with zeros if $\text{len}(\mathcal{G}) < k$, and the elements further away are discarded if $\text{len}(\mathcal{G}) > k$.

Training methodology: We optimize the network parameters using grid search over different possible FNN architectures. Different dropout values (random search between .5 and .8 for the input layer, and .1 to .5 for the intermediate ones) and activation functions (*ReLU* and *SELU* [20]) were explored, as well as the use of batch normalization [16] after each layer. Using *RMSPProp* as optimizer and a weight decay between $1e-3$ and 2, the initial learning rate (randomly set between $1e-2$ and $1e-4$) is decreased by half every four epochs, for a total of 16 epochs per search iteration. The pairwise loss function used for all models is l_1 . Our models are implemented in TensorFlow [1].

For the aggregation of $s \in V$ and $g \in \mathcal{G}$, a size of either four or ten neurons is considered for the 1-D convolution in **PHD-SA**, flattened with a single neuron convolution before the FNN layers. For the **PHD-RH** model, we tested using 1000 or 512 neurons in the hidden layer of the LSTM.

For learning the combination of the user profile and the segment information, we ran hyper-parameter search and varied the number

of hidden layers of the FNN from 1 to 3. We tested layers having up to 512 neurons, where each following layer would have the same number or fewer neurons. We find that smaller architectures perform best: Two hidden layers of 512 and 64 neurons for **PHD-CA** (with dropout of .71 and .18 in the input and intermediate layers, respectively); a single hidden layer of 256 neurons for **PHD-SA** ; and a single hidden layer of 512 neurons for **PHD-RH**.

6 CONCLUSION

In this work, we proposed an approach for personalized highlight detection in videos. The core idea of our approach is to use a model that is trained for all users jointly and which is customized via its inputs, by providing a user’s previously chosen highlights at test time. Such an approach allows to train a high-capacity model, even when few examples per user are available. In our experiments we have shown that the user history provides a strong signal for future selections and that incorporating that information into our highlight detection model significantly improves performance: Our method outperforms generic highlight detection by 8% in Recall@5. When training a separate model per user, as done in previous work, personalization does not outperform generic highlight detection. Our method, on the other hand, works well, even when given very few user-specific training examples. It outperforms generic highlight detection given just a single user-specific training example, thus confirming the benefit of our model architecture.

Finally, in order to train and test our model, we have introduced a large-scale dataset with user-specific highlights. To the best of our knowledge, it is the first personalized highlight dataset at that scale and is publicly available.

REFERENCES

- [1] Martín Abadi, Ashish Agarwal, Paul Barham, Eugene Brevdo, Zhifeng Chen, Craig Citro, Greg S Corrado, Andy Davis, Jeffrey Dean, Matthieu Devin, et al. 2016. Tensorflow: Large-scale machine learning on heterogeneous distributed systems. *arXiv preprint arXiv:1603.04467* (2016).
- [2] Lalitha Agnihotri, John Kender, Nevenka Dimitrova, and John Zimmerman. 2005. Framework for personalized multimedia summarization. In *Proceedings of the 7th ACM SIGMM international workshop on Multimedia information retrieval*. ACM.
- [3] Ido Arev, Hyun Soo Park, Yaser Sheikh, Jessica Hodgins, and Ariel Shamir. 2014. Automatic editing of footage from multiple social cameras. *ACM Transactions on Graphics (TOG)* (2014).
- [4] Noboru Babaguchi, Kouzou Ohara, and Takehiro Ogura. 2007. Learning personal preference from viewer’s operations for browsing and its application to baseball video retrieval and summarization. *IEEE transactions on multimedia* (2007).
- [5] Saeideh Bakhshi, David A Shamma, Lyndon Kennedy, Yale Song, Paloma de Juan, and Joseph Jofish Kaye. 2016. Fast, cheap, and good: Why animated GIFs engage us. In *Proceedings of the 2016 CHI Conference on Human Factors in Computing Systems*. ACM.
- [6] Robert M Bell and Yehuda Koren. 2007. Lessons from the Netflix prize challenge. *Acm Sigkdd Explorations Newsletter* (2007).
- [7] Joao Carreira and Andrew Zisserman. 2017. Quo Vadis, Action Recognition? A New Model and the Kinetics Dataset. *arXiv preprint arXiv:1705.07750* (2017).
- [8] Wen-Sheng Chu, Yale Song, and Alejandro Jaimes. 2015. Video Co-summarization: Video Summarization by Visual Co-occurrence. In *Proceedings of the IEEE Conference on Computer Vision and Pattern Recognition*.
- [9] Paul Covington, Jay Adams, and Emre Sargin. 2016. Deep neural networks for youtube recommendations. In *Proceedings of the 10th ACM Conference on Recommender Systems*. ACM.
- [10] Ana Garcia del Molino, Xavier Boix, Joo-Hwee Lim, and Ah-Hwee Tan. 2017. Active Video Summarization: Customized Summaries via On-line Interaction with the User. In *AAAI*.
- [11] Boqing Gong, Wei-Lun Chao, Kristen Grauman, and Fei Sha. 2014. Diverse sequential subset selection for supervised video summarization. In *Advances in Neural Information Processing Systems*.
- [12] Michael Gygli. 2017. Ridiculously Fast Shot Boundary Detection with Fully Convolutional Neural Networks. *CoRR* abs/1705.08214 (2017). <http://arxiv.org/abs/1705.08214>
- [13] Michael Gygli, Helmut Grabner, Hayko Riemenschneider, Fabian Nater, and Luc Gool. 2013. The interestingness of images. In *Proceedings of the IEEE International Conference on Computer Vision*.
- [14] Michael Gygli, Helmut Grabner, and Luc Van Gool. 2015. Video Summarization by Learning Submodular Mixtures of Objectives. In *IEEE Conference on Computer Vision and Pattern Recognition*.
- [15] Michael Gygli, Yale Song, and Liangliang Cao. 2016. Video2GIF: Automatic Generation of Animated GIFs from Video. In *Computer Vision and Pattern Recognition (CVPR), 2016 IEEE Conference on*. IEEE, 1001–1009.
- [16] Sergey Ioffe and Christian Szegedy. 2015. Batch normalization: Accelerating deep network training by reducing internal covariate shift. In *International Conference on Machine Learning*.
- [17] Alejandro Jaimes, Tomio Echigo, Masayoshi Teraguchi, and Fumiko Satoh. 2002. Learning personalized video highlights from detailed MPEG-7 metadata. In *Image Processing. 2002. Proceedings. 2002 International Conference on*. IEEE.
- [18] Yifan Jiao, Xiaoshan Yang, Tianzhu Zhang, Shucheng Huang, and Changsheng Xu. 2017. Video Highlight Detection via Deep Ranking Modeling. In *Pacific-Rim Symposium on Image and Video Technology*. Springer, 28–39.
- [19] Thorsten Joachims. 2002. Optimizing search engines using clickthrough data. In *Proceedings of the eighth ACM SIGKDD international conference on Knowledge discovery and data mining*. ACM.
- [20] Günter Klambauer, Thomas Unterthiner, Andreas Mayr, and Sepp Hochreiter. 2017. Self-normalizing neural networks. In *Advances in Neural Information Processing Systems*. 972–981.
- [21] Yehuda Koren, Robert Bell, and Chris Volinsky. 2009. Matrix factorization techniques for recommender systems. *Computer* (2009).
- [22] Ching-Pei Lee and Chih-Jen Lin. 2014. Large-scale linear ranksvm. *Neural computation* (2014).
- [23] Yong Jae Lee, Joydeep Ghosh, and Kristen Grauman. 2012. Discovering important people and objects for egocentric video summarization.. In *Computer Vision and Pattern Recognition*.
- [24] Yong Jae Lee and Kristen Grauman. 2015. Predicting important objects for egocentric video summarization. *International Journal of Computer Vision* (2015).
- [25] Yingbo Li and Bernard Merialdo. 2010. Multi-video summarization based on Video-MMR. In *11th International Workshop on Image Analysis for Multimedia Interactive Services WIAMIS 10*. IEEE.
- [26] Yen-Liang Lin, Vlad Morariu, and Winston Hsu. 2015. Summarizing While Recording: Context-Based Highlight Detection for Egocentric Videos. In *ICCV Workshop*.
- [27] Wu Liu, Tao Mei, Yongdong Zhang, Cherry Che, and Jiebo Luo. 2015. Multi-task deep visual-semantic embedding for video thumbnail selection. In *Proceedings of the IEEE Conference on Computer Vision and Pattern Recognition*.
- [28] Yu-Fei Ma, Xian-Sheng Hua, Lie Lu, and Hong-Jiang Zhan. 2005. A generic framework of user attention model and its application in video summarization. *Multimedia, IEEE Transactions on* (2005).
- [29] Wei-Ting Peng, Wei-Ta Chu, Chia-Han Chang, Chien-Nan Chou, Wei-Jia Huang, Wen-Yan Chang, and Yi-Ping Hung. 2011. Editing by viewing: automatic home video summarization by viewing behavior analysis. *Multimedia, IEEE Transactions on* (2011).
- [30] Bryan A Plummer, Matthew Brown, and Svetlana Lazebnik. 2017. Enhancing Video Summarization via Vision-Language Embedding. In *NIPS*.
- [31] Danila Potapov, Matthijs Douze, Zaid Harchaoui, and Cordelia Schmid. 2014. Category-specific video summarization. *Computer Vision—ECCV* (2014).
- [32] Jian Ren, Xiaohui Shen, Zhe Lin, Radomir Mech, and David J Foran. 2017. Personalized Image Aesthetics. In *Proceedings of the IEEE Conference on Computer Vision and Pattern Recognition*.
- [33] Francesco Ricci, Lior Rokach, and Bracha Shapira. 2011. Introduction to recommender systems handbook. In *Recommender systems handbook*. Springer.
- [34] Aidean Sharghi, Boqing Gong, and Mubarak Shah. 2016. Query-Focused Extractive Video Summarization. In *European Conference on Computer Vision*. Springer.
- [35] Karen Simonyan and Andrew Zisserman. 2014. Two-stream convolutional networks for action recognition in videos. In *NIPS*.
- [36] Adish Singla, Sebastian Tschiatschek, and Andreas Krause. 2016. Noisy Submodular Maximization via Adaptive Sampling with Applications to Crowdsourced Image Collection Summarization. In *Thirtieth AAAI Conference on Artificial Intelligence*.
- [37] Mohammad Soleymani. 2015. The quest for visual interest. In *ACM Multimedia*.
- [38] Yale Song, Jordi Vallmitjana, Amanda Stent, and Alejandro Jaimes. 2015. Tvsum: Summarizing web videos using titles. In *Proceedings of the IEEE Conference on Computer Vision and Pattern Recognition*.
- [39] Min Sun, Ali Farhadi, and Steve Seitz. 2014. Ranking domain-specific highlights by analyzing edited videos. *Computer Vision—ECCV* (2014).
- [40] Yoshimasa Takahashi, Naoko Nitta, and Noboru Babaguchi. 2007. User and device adaptation for sports video content. In *Multimedia and Expo*.

- [41] Du Tran, Lubomir Bourdev, Rob Fergus, Lorenzo Torresani, and Manohar Paluri. 2015. Learning spatiotemporal features with 3d convolutional networks. In *ICCV*.
- [42] Ba Tu Truong and Svetha Venkatesh. 2007. Video abstraction: A systematic review and classification. *ACM transactions on multimedia computing, communications, and applications (TOMM)* (2007).
- [43] Patrizia Varini, Giuseppe Serra, and Rita Cucchiara. 2015. Egocentric Video Summarization of Cultural Tour Based on User Preferences. In *Proceedings of the 23rd Annual ACM Conference on Multimedia Conference*.
- [44] Arun Balajee Vasudevan, Michael Gygli, Anna Volokitin, and Luc Van Gool. 2017. Query-adaptive Video Summarization via Quality-aware Relevance Estimation. In *Proceedings of the 2017 ACM on Multimedia Conference*. ACM, 582–590.
- [45] Jia Xu, Lopamudra Mukherjee, Yin Li, Jamieson Warner, James M Rehg, and Vikas Singh. 2015. Gaze-enabled egocentric video summarization via constrained submodular maximization. In *Proceedings of the IEEE Conference on Computer Vision and Pattern Recognition*.
- [46] Hui Yang, Lekha Chaisorn, Yunlong Zhao, Shi-Yong Neo, and Tat-Seng Chua. 2003. VideoQA: question answering on news video. In *Proceedings of the eleventh ACM international conference on Multimedia*. ACM.
- [47] Huan Yang, Baoyuan Wang, Stephen Lin, David Wipf, Minyi Guo, and Baining Guo. 2015. Unsupervised extraction of video highlights via robust recurrent auto-encoders. In *Proceedings of the IEEE International Conference on Computer Vision*.
- [48] Ting Yao, Tao Mei, and Yong Rui. 2016. Highlight Detection with Pairwise Deep Ranking for First-Person Video Summarization. In *CVPR*. <http://research.microsoft.com/apps/pubs/default.aspx?id=264919>
- [49] Youngjae Yu, Sangho Lee, Joonil Na, Jaeyun Kang, and Gunhee Kim. 2018. A Deep Ranking Model for Spatio-Temporal Highlight Detection from a 360 Video. *arXiv preprint arXiv:1801.10312* (2018).
- [50] Gloria Zen, Paloma de Juan, Yale Song, and Alejandro Jaimes. 2016. Mouse activity as an indicator of interestingness in video. In *Proceedings of the 2016 ACM on International Conference on Multimedia Retrieval*. ACM.
- [51] Ke Zhang, Wei-Lun Chao, Fei Sha, and Kristen Grauman. 2016. Summary transfer: Exemplar-based subset selection for video summarization. In *Proceedings of the IEEE Conference on Computer Vision and Pattern Recognition*.
- [52] Ke Zhang, Wei-Lun Chao, Fei Sha, and Kristen Grauman. 2016. Video summarization with long short-term memory. In *European Conference on Computer Vision*. Springer.
- [53] Bin Zhao and Eric Xing. 2014. Quasi real-time summarization for consumer videos. In *CVPR*.