

The Reincarnation of Grille Cipher

Jia Liu, Yan Ke, Yu Lei, Yaojie Wang, Yiliang Han
Minqing Zhang, Xiaoyuan Yang

Key Laboratory of Network and Information Security of PAP,
Engineering University of PAP, Xi'an, 710086, China
liujia1022@gmail.com

Abstract: In order to keep the data secret, various techniques have been implemented to encrypt and decrypt the secret data. Cryptography is committed to the security of content, i.e. it cannot be restored with a given ciphertext. Steganography is to hide the existence of a communication channel in a stego. However, it has been difficult to construct a cipher (cypher) that simultaneously satisfy both channel and content security for secure communication. Inspired by the Cardan grille, this paper presents a new automated framework of grille cipher, this scheme can satisfy both content and channel security simultaneously. A simple practical cipher method called Digital Cardan Grille is proposed using semantic image inpainting. We also give the difference and connection between cryptography and steganography under this new grille cipher framework. Experimental results demonstrate the promising of the proposed method.

1 Introduction

In the history of cryptography, a grille cipher was a technique for encrypting a plaintext by writing it onto a sheet of paper through a pierced sheet (of paper or cardboard or similar) [1]. The earliest known description is due to the polymath Girolamo Cardano in 1550. His proposal was for a rectangular stencil allowing single letters, or words to be written, then later read, through its various apertures. The written fragments of the plaintext could be further disguised by filling the gaps between the fragments with anodyne words or letters, as shown in Fig.1 [2]. This variant is also an example of steganography, as are many of the grille ciphers.

*Sir John regards you well and spekes again that
all as rightly 'wails him is yours now and ever.
May he 'tone for past d'lays with many chaems.*

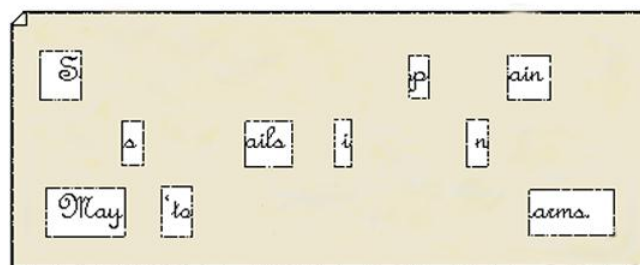


Fig.1 A Cardan grille has no fixed pattern form [2]

The Cardan grille was invented as a method of secret writing. The word cryptography became the more familiar term for secret communications from the middle of the 17th century. Earlier, the word steganography was common. The other general term for secret writing was cypher. There is a modern distinction between cryptography and steganography. Sir Francis Bacon [1] gave three fundamental conditions for ciphers. Paraphrased, these are[1]:

1. A cipher method should not be difficult to use;
2. It should not be possible for others to recover the plaintext (called 'reading the cipher');
3. In some cases, the presence of messages should not be suspected.

It is difficult to fulfil all three conditions simultaneously at that time. Condition 3 applies to steganography. Bacon meant that a cipher message should, in some cases, not appear to be a cipher at all. The original Cardan Grille met that aim. Variations on the Cardano original, however, were not intended to fulfill condition 3 and generally failed to meet condition 2 as well. But, few if any ciphers have ever achieved this second condition, so the point is generally a cryptanalyst's delight whenever the grille ciphers are used.

Unfortunately, design a cipher scheme satisfying all these constraints is still a difficult problem so far. Cipher algorithm, it is compelled to be divided into two broad categories: cryptography for security of communication content and steganography for security of communication channel. Cryptography try to converse a readable state to ciphertext which is apparent nonsense, and steganography try to make the ciphertext looks normal so that the presence of messages should not be suspected. The advantage of steganography over cryptography alone is that the intended secret message does not attract attention to itself as an object of scrutiny. However, for a long time, the difficulty of constructing the *ordinary letter* made steganography nearly going to be information modification. These traditional steganography methods such as [3] [4], by modifying the cover data to hide the information, did not satisfy the condition (3), had to struggle against the steganalysis technique[5]. Meanwhile, researchers in cryptography have completely ignored conditions 3.

In this paper, we come back to the road of Cardan, a new generative cipher framework is proposed based on semantic inpainting. We introduce a cipher construction scheme that satisfies the above three conditions. Firstly, the corrupted image is taken as the cover, and the secret information is written to the area that needs to be remain unchanged. The semantic image completion is realized by using the generative adversarial network. The secret message is hidden in the reconstructed image after completion. The experiments on the image database confirms the promising of such simple method.

2 Related Work

In Fridrich's groundbreaking work of modern steganography [6], steganographic channel is divided into three categories, cover selection, modification and synthesis. steganography focus on the conditions 3 as show in above. Cover selection method does not modify the cover image, thereby avoiding the threat of the existing steganalysis technology. This method cannot be applied to practical applications because of its low payload. Cover modification method had to struggle against steganalysis. Cover synthesis seems more consistent with the earlier Cardan grille. However, about ten years ago, this method is only a theoretical conception, rather than a practical steganography, because it is difficult to obtain multiple samples. With the help of texture synthesis, [7, 8] use the texture sample and a bunch of color points generated by secret messages to construct dense texture images. [9] improves the embedding capacity by proportional to the size of the stego texture image. Qian etc. [10] propose a robust steganography

based on texture synthesis. Xue etc. [11] use marbling, a unique texture synthesis method that allows users to deliver personalized messages with beautiful, decorative textures for hiding message. This kind of texture-based methods are based on the premise that the cover may not represent the content in real world which is counter-intuitive for steganography which objective is to maintain the nature of the cover.

Fortunately, a data-based sampling technique, generative adversarial networks (GANs) [12] have become a new research hot spot in artificial intelligence. Recently, two types of designs have applied adversarial training to cryptographic and steganographic problems. Abadi [13] used adversarial training to teach two neural networks to encrypt a short message that fools a discriminator. However, it is hard to offer an evaluation to show that the encryption scheme is computationally difficult to break. Instead of relying on manual password analysis, PassGAN[14] uses a Generative Adversarial Network (GAN) to autonomously learn the distribution of real passwords from actual password leaks, and to generate high-quality password guesses. Adversarial training has also been applied to steganography. Volkonskiy etc.[15] first propose a new model for generating image-like containers based on Deep Convolutional Generative Adversarial Networks (DCGAN[16]). This approach allows to generate more setganalysis-secure message embedding using standard steganography algorithms. Similar to [15], Shi etc.[16] introduce a new generative adversarial networks to improve convergence speed, the training stability the image quality. Similar to the Abadi [13], [18] define a game between three parties, Alice, Bob and Eve, in order to simultaneously train both a steganographic algorithm and a steganalyzer. Tang etc.[19] propose an automatic steganographic distortion learning framework using a generative adversarial network, which is composed of a steganographic generative subnetwork and a steganalytic discriminative subnetwork. However, most of these GAN-based steganographic schemes are still the cover modification techniques for steganographic. These methods focus on the adversarial game while ignoring the core aim of the GAN is to build a powerful sampler.

Since GAN's biggest advantage is to generate samples, it is a intuitive idea to use GANs generate a semantic cipher from a message directly as the Cardan did. Some researcher made a preliminary attempt on this intuitive idea. Ke [20] proposed generative steganography method called GSK in which the secret messages are generated by a cover image using a generator rather than embedded into the cover, thus resulting in no modifications in the cover. Liu etc. [21] propose a method that using ACGANs [22] to classify the generated samples, and they make the class output information as the secret message. In our previous work [23], the secret message is written to the corrupted area of image that needs to be filled by a Cardan grille, then the corrupted stego image is fed into a Generative Adversarial Network (GAN) for cipher generation.

In this paper, we try to build the formal relationship between cryptography and steganography with cipher for secure communication. This paper has the following contributions:

1. A formal representation for cipher is proposed which figure out the connection between steganography and classical cryptography. We also give a toy example of cipher scheme to illustrate the difference between classical cryptography and steganography.
2. We propose a practical data-driven framework call digital cardan grille for cipher by learning a generator with large data, which satisfies three fundamental conditions. It also simplifies the design of cipher schemes. Cipher design to a large extent be automated. It can also be applied to other media, such as text, video and other fields.
3. This method propose a framework of cipher satisfying Kerckhoffs' principle. All processes can be made public except for the parameter of the Carden grille (as secret keys that are shared by both

parties). Ideally, without shared keys, the extraction of secret information is equivalent to brute force cracking.

The remainder of this letter is organized as follows: We detail the formal representation of cipher in the following section. Section IV show how to construct a cardboard grille ciphers using image inpainting by GANs. Experiment results are demonstrated in Section V. Section VI concludes this research and details our future work.

3 Framework

3.1 Representation Formula for perfect cipher

In this section, we formalize cipher algorithm. Ideally the cipher scheme should satisfy the following three fundamental conditions which in line with the idea of Sir Francis Bacon. We call these perfect cipher conditions, or PCC:

$$c = E(m, k) \quad (1)$$

$$m = D(c, k) \quad (2)$$

$$p_{cipher} = p_{real} \quad (3)$$

where original information \mathbf{m} is known as plaintext, \mathbf{c} denotes the encrypted form as ciphertext. \mathbf{k} is the symmetric key shared by two parties. $E(\cdot)$ in condition (1) is a encryption algorithm of cipher, and $D(\cdot)$ is the decryption operation. p_{cipher} and p_{real} denotes the distribution of ciphertext and real data. Condition (1) and condition (2) make the framework close to classical cryptography, which was effectively synonymous with encryption, the conversion of information from a readable state to apparent nonsense.

Condition (3) guarantees the security of communication channel which is aim of steganography. Therefore, our goal for perfect cipher algorithm is to find a cryptography that satisfying steganography condition $p_{cipher} = p_{real}$.

Fortunately, a data-based sampling technique, generative adversarial networks (GANs) is to estimate the potential distribution of existing data and generate new data samples from the same distribution. If we can learn a powerful generator which satisfy the PCC (3), together with a classical cryptography, a perfect cipher solution can be achieved to protect both content and channel of the secret information. In this paper, inspired by the intuitive idea, we use generator of GAN to sample a semantic ciphertext driven by a message directly. We call this generative cipher or generative steganography. In generative cipher, we not only require the $p_{cipher} = p_{real}$, but also require the generator to satisfy the request for message extraction as shown in PCC (2). Therefore, we consider generative cipher as a constrained ciphertext generation problem and take advantage of the recent advances in generative modeling.

Interestingly, suppose all these conditions are satisfied, if every ciphertext sampled from generator is exactly as same as a real data sample. The generator can be seen as a way to select real samples from the world. This also means that the generator will be able to construct an infinite real sample database. You can imagine that the generator is a simulated digital camera, and each sampling is equivalent to taking a picture from the real world. What's even more amazing is that every seemingly normal picture contains a secret message.

3.2 Generative Steganography and Classical Cryptography

Before the modern era, classical cryptography focused on message confidentiality (i.e., encryption)—conversion of messages from a comprehensible form into an incomprehensible one and back again at the other end, rendering it unreadable by interceptors or eavesdroppers without secret knowledge (namely the key needed for decryption of that message). This procedure can be formalized as follow:

$$Dec(Enc(\mathbf{m}, \mathbf{k}), \mathbf{k}) = \mathbf{m} \quad \forall \mathbf{m} \in \{0,1\}^m \quad (4)$$

$$Enc(m, k) = \arg \min_{c \sim p_{cipher}} D_{JS}(p_{cipher}, p_{uniform}) \quad (5)$$

$$Dec(\mathbf{c}, \mathbf{k}) = \mathbf{m} = C_{\mathbf{k}} \mathbf{c} \quad (6)$$

where $Enc(\cdot)$ is a encryption operation. $C_{\mathbf{k}}$ is an extract matrix based on the secret key \mathbf{k} . Security of the key used should alone be sufficient for a good cipher to maintain confidentiality under an attack. This representation can be considered as a constrained cipher generation problem. $D_{JS}(p_s, p_c)$ is the Jensen–Shannon divergence between the cipher’s distribution and the uniform distribution, which is based on the Kullback–Leibler divergence, with some notable (and useful) differences, including that it is symmetric and it is always a finite value. Note that, the only difference from perfect cipher scheme is that it is not intended to fulfill CC(3). Ciphertexts produced by a classical cryptography (and some modern ciphers) will reveal statistical information about the plaintext, and that information can often be used to break the cipher. The aim of classical cryptography is to tend to flatten the frequency distribution to the uniform distribution.

Similarly, we can give a representation of optimization problem for generative cipher:

$$Ext(Gen(\mathbf{m}, \mathbf{k}), \mathbf{k}) = \mathbf{m} \quad \forall \mathbf{m} \in \{0,1\}^m \quad (7)$$

$$Gen(\mathbf{m}, k) = \arg \min_{y \sim p_s} D_{JS}(p_{cipher}, p_{data}) \quad (8)$$

$$Ext(\mathbf{c}, \mathbf{k}) = C_{\mathbf{k}} \mathbf{y} \quad (9)$$

where $Gen(\cdot)$ is a generator. $C_{\mathbf{k}}$ is an extract matrix based on the secret key \mathbf{k} , and we will give the details of the $C_{\mathbf{k}}$ with a practical algorithm in the next section. This representation can be considered as a constrained cipher generation problem. $D_{JS}(p_{cipher}, p_{data})$ is the Jensen–Shannon divergence between the model’s distribution and the data. The emergence of the generative adversarial network makes the generative cipher scheme will be more and more attention to how to ensure the accuracy of information extraction.

In [12], Goodfellow etc. train discriminative model D to maximize the probability of assigning the correct label to both training examples and samples from G . They simultaneously train G to minimize $\log(1 - D(G(\mathbf{z})))$. In other words, D and G play the following two-player minimax game with value function $V(G; D)$:

$$\min_G \max_D V(D, G) = E_{\mathbf{x} \sim p_{data}(\mathbf{x})} [\log D(\mathbf{x})] + E_{\mathbf{z} \sim p_z(\mathbf{z})} [\log(1 - D(G(\mathbf{z})))] \quad (10)$$

The minimax game can be reformulated as:

$$C(G) = \max_D V(G, D) = -\log(4) + D_{JS}(p_{data}, p_g) \quad (11)$$

If G and D have enough capacity, and at each step of adversarial game, the discriminator is allowed to reach its optimum given G , and p_g is updated so as to improve the criterion then p_g converges to p_{data} . In practice, adversarial nets represent a limited family of p_g distributions via the function $G(\mathbf{z}; \theta_g)$ and we optimize θ_g rather than p_g itself.

More specifically, we also formulate the procedure of finding ciphertext \mathbf{y} as an optimization problem. Let \mathbf{m} be the message and \mathbf{k} be the secret key shared by two parties. Using this notation we define the “closest” encoding $\hat{\mathbf{y}}$ via:

$$\hat{\mathbf{y}} = \arg \min \{L_m(\mathbf{y}|\mathbf{m}, \mathbf{k}) + L_p(\mathbf{y})\}; \quad (12)$$

where L_m denotes the message loss, which constrains the generated ciphertext given the message \mathbf{m} and the extract key \mathbf{k} , L_p denotes the prior loss, which penalizes unrealistic ciphertext. The details of the proposed loss function will be discussed with a practical generative cipher in the section IV.

3.3 A Toy Example for Visual Representation

In order to make the difference between steganography and classical cryptography more clearly. In this subsection, we proposed a simple toy cryptography with a simple line on the 2D plane.

Suppose that a coordinate point $(m, 0)$ on the X-axis in the plane coordinate represents a secret information \mathbf{m} . The Shared key $\mathbf{k}(k_x, k_y)$ may be any point on the plane except for points on the X-axis, as shown in Fig.2(a). Two points \mathbf{m} and \mathbf{k} define a unique straight line $L(\mathbf{m}, \mathbf{k})$ as shown in Fig.2(b). In this case, L can be considered as the simplest generator. The sender selects a random number, r , then sample a point $\mathbf{c}(c_x, c_y)$ according to the line, which can be regarded as the corresponding ciphertext, as shown in Fig.2(c). It's easy for receiver to get the \mathbf{m} by intersection of the $L(\mathbf{c}, \mathbf{k})$ and the X-axis as shown in Fig.2(d). If the ciphertext follow a uniform distribution, this cipher (encryption algorithm) is a classical cryptography shown in Fig.2(e). If the ciphertext follow a real data distribution, this cipher (steganography algorithm) is a generative steganography, as shown in Fig.2(f).

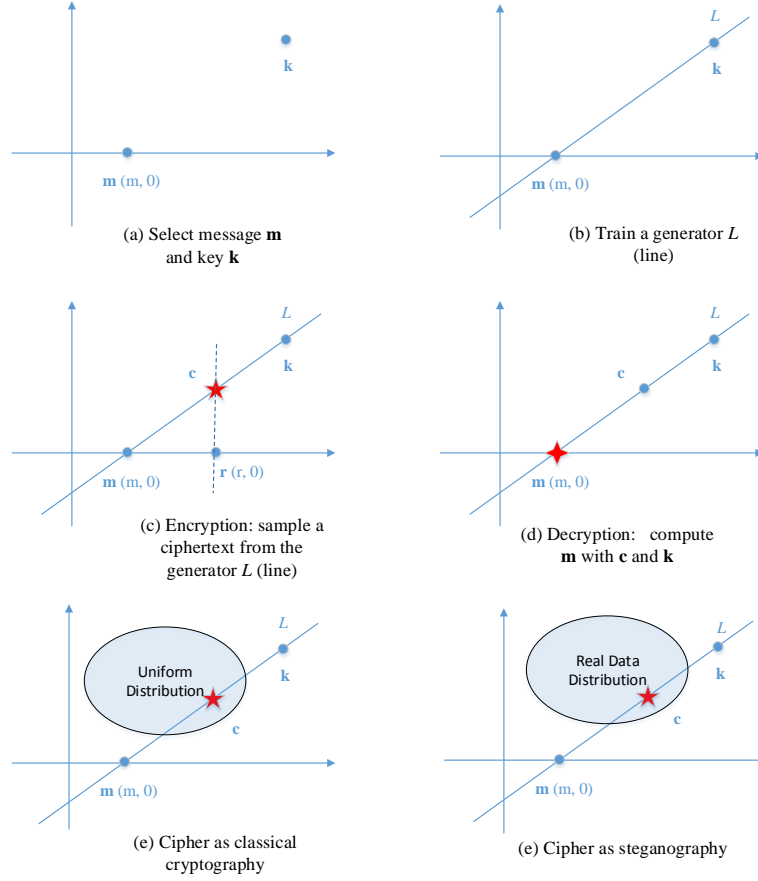


Fig.2 A Toy Example

In this simple encryption scheme above, this scheme can only resist low-level Ciphertext-only attack. While the attacker has no channel providing access to the plaintext prior to encryption, in all practical ciphertext-only attacks, the attacker still has some knowledge of the plaintext. Cryptographers developed statistical techniques for attacking ciphertext, such as frequency analysis. Every modern cipher attempts to provide protection against ciphertext-only attacks. In the next section, we will present a practical, generated cipher solution with a powerful generator.

4. Digital Cardan Grille

Before constructing the practical generative cipher or steganography algorithm, we can assume that a generator has already met $D_{JS}(p_{cipher}, p_{data})=0$, and then we can focus on how to design a scheme to ensure that messages extracted correctly. In our previous work [23], a balance cannot be achieved between the visual distortion and the message extraction accuracy. In this paper, the message is written to the uncorrupted region that needs to be kept in the corrupted image, the stability of the message was guaranteed by the generator, the generator stop updating until the ciphertext (stego image) is natural enough.

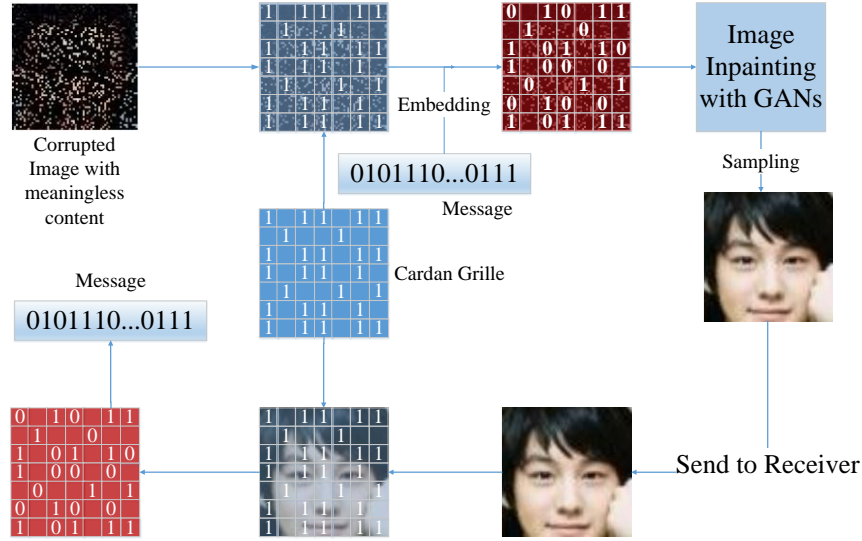


Fig.3. The proposed method with Cardan grille.

In our framework, as illustrated in Fig.2, the procedure of cipher is in line with the basic idea of traditional Cardan grille. The sender defines a mask, called Digital Cardan grille, to determine where the message is hidden, and the secret messages go directly to these uncorrupted locations of the input image. Then, an image inpainting method based on GANs is used to finish the image completion. A well-filled image is transmitted to the recipient through the public channel. The receiver extracts a secret message using the Cardan grille shared by the two parties in the reconstructed image. The core of this method is to define generator that not only ensure the consistency of the secret messages but also the natural reality of the ciphertext.

4.1 Message Preprocessing

In this paper, the process of generating ciphertext is decomposed into two steps to simplify the designing. First of all, we define a operation $E(\cdot)$:

$$\mathbf{m}' = E(\mathbf{m}) \quad (13)$$

The secret message \mathbf{m} by Cardan grille which is shared by both parties to a new expanded message \mathbf{m}' subject to follow constrain:

$$\mathbf{m} = C(\mathbf{m}', k) \quad (14)$$

Then, we can get the carrier by:

$$\mathbf{c} = \text{Gen}(\mathbf{m}', k) \quad (15)$$

We will show that this simple separation trick make it easier to build a generator.

Firstly, we select the secret input corrupted image \mathbf{y} , message \mathbf{m} , and Cardan grille C_k . It's important to note the structure and location of this Cardan grille in the corrupted image are shared by both parties. Assume that the size of the corrupt region is $m \times n$, where $m=n=64$. Then a Cardan grille with same size is defined as:

$$C_{key} = \begin{bmatrix} c_{11} & \cdots & c_{1n} \\ \vdots & \ddots & \vdots \\ c_{m1} & \cdots & c_{mn} \end{bmatrix}_{m \times n} \quad (16)$$

Where $c_{ij} \in \{0,1\}$, C_k is the symmetric-key that shared by both parties. Ideally, the Cardan grille is designed to have a $m \times n$ bit key, key length would coincide with the lower-bound on an algorithm's security. A value of 1 represents the parts of the region we want to hide message and a value of 0

represents the parts of the image we cannot write message. Then the message can be written into the uncorrupted regions of the input image. We get a corrupted image contains secret message shown as \mathbf{m}' . Note that $\mathbf{m} = \mathbf{m}' \odot \mathbf{C}_k$, \odot denotes the element-wise product operation. The preprocessing is so important that it will transform the image completion into generative cipher (steganography). In the next subsection, we will give the details for the image completion based on the GANs, which complete the generative cipher procedure.

4.2 Semantic Inpainting

As mentioned above, the image completion used for steganography should satisfy two objectives, one is the rationality of the complete image content, the other is the stability of the message. In this paper we use the a image inpainting method which proposed by Yeh [24] based on a Deep Convolutional Generative Adversarial Network (DCGAN)[16].

A binary mask M is used for completion that has values 0 or 1. A value of 1 represents the parts of the image we want to keep and a value of 0 represents the parts of the image we want to complete. Suppose we've found an image from the generator for some \mathbf{z} that gives a reasonable reconstruction of the missing portions. The completed pixels can be added to the original pixels to create the reconstructed image \mathbf{x} :

$$\mathbf{x}_{reconstructed} = M \odot \mathbf{y} + (1 - M) \odot G(\mathbf{z}) \quad (17)$$

The contextual and perceptual information in [24] are used for defining loss functions.

Contextual Loss: To keep the same context as the input image, make sure the known pixel locations in the input image \mathbf{y} are similar to the pixels in $G(\mathbf{z})$. We need to penalize $G(\mathbf{z})$ for not creating a similar image for the pixels that we know about. Formally, we do this by element-wise subtracting the pixels in \mathbf{y} from $G(\mathbf{z})$ and looking at how much they differ:

$$L_{contextual}(\mathbf{z}) = ||M \odot G(\mathbf{z}) - M \odot \mathbf{y}||_1 \quad (18)$$

where $||\cdot||_1$ is the L_1 -norm. In the ideal case, all of the pixels at known locations are the same between \mathbf{y} and $G(\mathbf{z})$. Then $G(\mathbf{z})_i - \mathbf{y}_i = 0$ for the known pixels i and thus $L_{contextual}(\mathbf{z}) = 0$.

Perceptual Loss: To recover an image that looks real, let's make sure the discriminator is properly convinced that the image looks real. We'll do this with the same criterion used in training the DCGAN:

$$L_{perceptual}(\mathbf{z}) = \log(1 - D(G(\mathbf{z}))) \quad (21)$$

Contextual Loss and Perceptual Loss successfully predict semantic information in the missing region and achieve pixel-level photorealism.

Message Loss: The key of using image completion for generative cipher (steganography) is that the messages extracted by the Cardan mask \mathbf{C}_k should be as stable as possible. The pixel value of the corresponding position of the generated image is equal to the value of the secret message.

$$L_{message}(\mathbf{z}) = ||\mathbf{C}_k \odot G(\mathbf{z}) - \mathbf{C}_k \odot \mathbf{m}'||_1 \quad (19)$$

In the ideal case, all of the pixels at hiding locations are the same between \mathbf{m}' and $G(\mathbf{z})$. Then $G(\mathbf{z})_i - \mathbf{m}'_i = 0$ for the known pixels i and thus $L_{message}(\mathbf{z}) = 0$. In our particular case, $\mathbf{y} = \mathbf{m}'$, $\mathbf{C}_k = M$. $L_{message}$ is the same as $L_{perceptual}$. In practice, for each 8 bits pixel point on each layer of color image, we cannot guarantee that the generator will converge to the model that can successfully satisfying $L_{message}(\mathbf{z}) = 0$. Intuitively, we believe that the lower bit is affected by the pixel generation, while the high bit has a higher stability. We define a bit plane index (BPI = 1,..8.) to indicate the location of the layer where the message is located. Where, BPI=1 represents the lowest significant bit (LSB), and BPI=8 represents the most significant bit(MSB). The element-wise product \odot is operated on the bit plane level.

We're finally ready to find $\hat{\mathbf{z}}$ with a combination of the all these losses:

$$L(\mathbf{z}) \equiv L_{contextual \& message}(\mathbf{z}) + \lambda L_{perceptual}(\mathbf{z}) \quad (20)$$

$$\hat{\mathbf{z}} \equiv \arg \min L(\mathbf{z}) \quad (21)$$

where λ that controls how import the perceptual loss are relative to the message loss.

4.3 Message Extraction

Message extraction for the receiver's is simple, The receiver will cover the grille directly on the image after reconstruction, and the secret message of the corresponding position can be obtained. The basic operation is as follows:

$$\mathbf{m} = \mathbf{x}_{reconstructed} \odot C_{\mathbf{k}} \quad (22)$$

5 Experiments

5.1 Datasets and Settings

We implemented our adversarial training scheme on the LFW datasets [25]: a database of face photographs designed for studying the problem of unconstrained face recognition. The data set contains more than 13,000 images of faces collected from the web. We use alignment tool to pre-process the images to be 64x64, as shown in Fig.5. We used the DCGAN model architecture from Yeh et al. [24] in this work. I emphasize that we modify Brandon Amos's implementation [26]. 12000 samples are used for training DCGAN. Our setting of training parameters for image completion is same as the Brandon Amos's. The size of grille is fixed as 64*64 which is same as the size of corrupted image. We intentionally randomize the secret message on all uncorrupted regions so that the stability of embedded messages can be given in a quantitative manner.



Fig. 4. Aligned samples form LFW database

We test four random pattern masks different shapes of masks: 1) random pattern masks approximately 20% missing; 2) 50% missing masks (randomly horizontal or vertical); 3) 90% missing complete random masks.

5.2. Visual Comparison

Our results are shown in Fig. 5, which demonstrate that our method can successfully predict the missing content with different random mask. It's important to emphasize that, in our experiment, Cardan grille was randomly generated, and, in all the places that we could write, we wrote the message which is also randomly generated. It is important to note that cipher (stego) generation (semantic inpainting in this case) is not trying to reconstruct the ground-truth image. The goal is to fill the hole with realistic content while hiding information. Even the ground-truth image is one of many possibilities.




Fig.5. For each example, **Column 1:** Ground-truth image from the LFW dataset. **Column 2:** Images with random region missing (row 1: 20%, row2:50%, row3: 90%) . **Column 3:** Cardan grille mask . **Column 4:** Secrete message .**Column 5:** Corrupted stego image with BPI = 1 . **Column 6:** Inpainting of column 5 by our method.

We also show the completion image generation process in Fig.6, and the number of iterations is from 20 to 2000. We sample 8 generative images from the generator. Note that the we chose some ground-truth images in Fig.6 fall out of LFW database. As can be seen from the Fig.6, the meaningless serious corrupted image (90% missing) will be transformed into a sample from p_g . In the first few rounds of steps, the visual quality of generator output is low. It can be seen that the complemented image becomes more real as the number of iterations increases.



Fig.6. For each example, **Column 1:** Ground-truth image from the dataset. **Column 2:** Stego corrupted images with random region missing 90% . **Column 3-10 :** Samples from the generator as the number of iterations increases.

Figure 7a and Figure 7b shows the message loss and perceptual loss of an image. All images are sampled at **500** iterations from corrupted images with 90% region missing. In Fig.7a, in the first few rounds of sampling, the visual quality of output is low, perceptual loss is high. After approximately **250 steps**, perceptual loss makes the generated sample more realistic and natural. In Fig.7 b, message loss is relatively smooth and stable after 150 steps. This is mainly due to the fact that we keep message loss have more influence on the total loss.

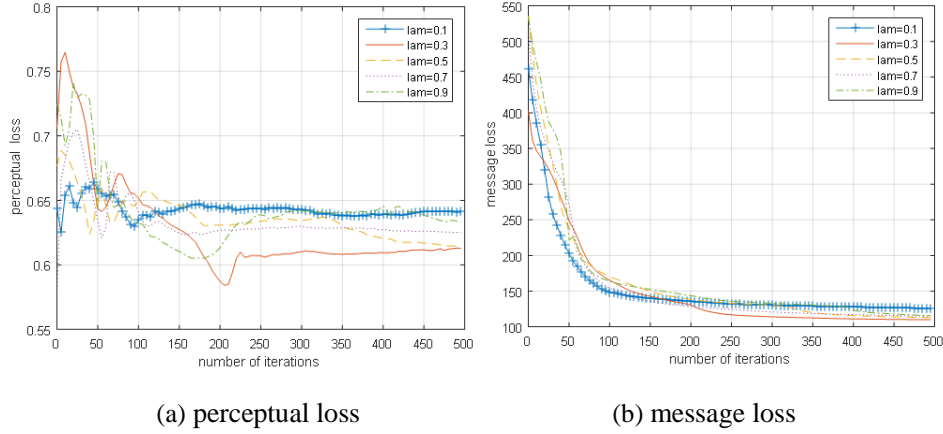


Fig. 7. The message loss and perceptual loss.

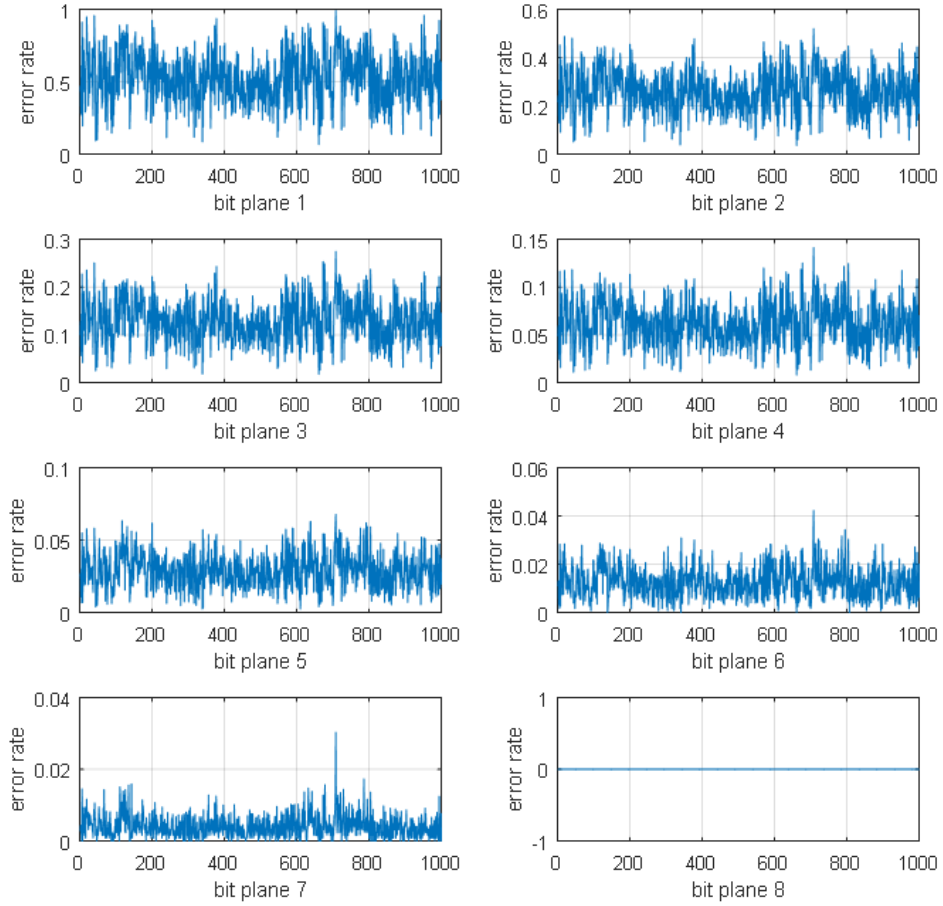
We also present the results of the completion of the same image with different λ values. It can be seen from Fig.8, although the gap between the generative stego images are large at the beginning, the completion ciphertext images tend to be the same as the number of iterations increases.



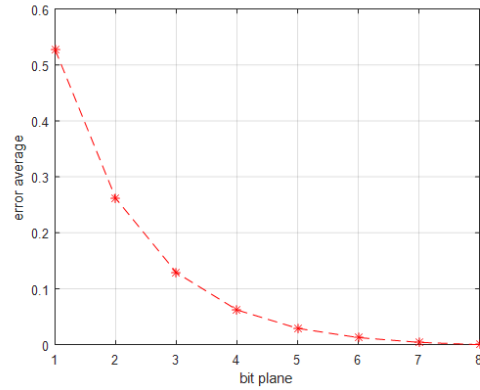
Fig.8. Ciphertext Generation for the same image. For each row, **Column 1:** Ground-truth image. **Column 2:** Stego corrupted images with random missing 90%. **Column 3-10 :** Samples as the number of iterations increases.

5.3. Quantitative Analysis

Due to the non-convexity of the models in the training scheme, we cannot guarantee that the generator will converge to the model that can successfully recover the secret message from the steganographic image perfectly. Fig. 10a shows the relationship between the error rate of the message extraction and the number of iterations with different BPI (1-8). As shown in Fig.9a. We do the message embedding and extraction at different BPI for 1000 images which not belonging to the training set. All ciphertext (stego images) are sampled at 3000 iterations from corrupted images with 90% region missing. As expected, the accuracy of message extraction increased with the increase of BPI. The receiver was able to recover more than 95 % of messages sent by sender when $BPI > 3$. Our scheme can perfectly decode the secret encrypted message from the steganographic image at $BPI = 8$. In the Fig 9b, the relationship between the average error rate and BPI is given.



(a) Error rate of the message extraction for different bit plane.



(b) Average Error rate the message extraction

Fig. 9. Error rate of the message extraction

6 Conclusion and Future Work

In this paper, a generative cipher method is proposed. The relationship between classical cryptography and steganography are given. Ciphertext are sampling from a well-trained generator. Inspired by the idea of Cardan grille, a practical method of generative cipher is proposed by image completion technology. The results of the experiment and the experimental results verify the promising of such simple method. It reduces the sophistication of the steganography design, which allows researchers in

other fields can quickly build a cipher system under this framework.

However, the generator in adversarial network is actually in its infancy. In this paper, we use a simple DCGAN to synthesis natural images. We will focus on more powerful generator which automatic synthesis of realistic images to generate more realistic images. The quality of the generated images does not have a quantitative evaluation standard. It is necessary to continually refine the performance of the generator to ensure that the security of generative cipher.

Acknowledgments

This work was supported by National Key R&D Program of China (Grant No. 2017YFB0802000), National Natural Science Foundation of China (Grant Nos. U1636114, 61772550, 61572521, 61379152 and 61403417), National Cryptography Development Fund of China (Grant No. MMJJ20170112).

References

1. [https://en.wikipedia.org/wiki/Grille_\(cryptography\)](https://en.wikipedia.org/wiki/Grille_(cryptography))
2. https://en.wikipedia.org/wiki/Cardan_grille
3. Sallee, P. Model-Based Steganography. Digital Watermarking. Springer Berlin Heidelberg. (2003).
4. Filler, T., Judas, J., & Fridrich, J.. Minimizing additive distortion in steganography using syndrome-trellis codes. IEEE Transactions on Information Forensics & Security, 6(3), 920-935. (2012)
5. Fridrich, J., & Kodovsky, J.. Rich models for steganalysis of digital images. IEEE Transactions on Information Forensics & Security, 7(3), 868-882. (2012)
6. Fridrich J. Steganography in digital media: principles, algorithms, and applications [M]. Cambridge, UK: Cambridge University Press, (2010).
7. Otori, H., & Kuriyama, S. Data-Embeddable Texture Synthesis. Smart Graphics, International Symposium, Sg 2007, Kyoto, Japan, June 25-27, 2007, Proceedings (Vol.4569, pp.146-157). DBLP. (2007)
8. Otori, H., & Kuriyama, S.. Texture synthesis for mobile data communications. , 29(6), 74-81. (2009)
9. Wu, K. C., & Wang, C. M.. Steganography using reversible texture synthesis. IEEE Transactions on Image Processing, 24(1), 130. (2015)
10. Qian, Z., Zhou, H., Zhang, W., & Zhang, X.. Robust Steganography Using Texture Synthesis. Advances in Intelligent Information Hiding and Multimedia Signal Processing. Springer International Publishing. (2017)
11. Xu, J., Mao, X., Jaffer, A., Jaffer, A., Lu, S., & Li, L., et al.. Hidden message in a deformation-based texture. Visual Computer, 31(12), 1653-1669. (2015).
12. Goodfellow, I. J., Pouget-Abadie, J., Mirza, M., Xu, B., Warde-Farley, D., Ozair, S., Courville, A., and Bengio, Y. (2014b). Generative adversarial networks. In NIPS'2014 .<https://arxiv.org/abs/1406.2661>
13. Abadi, M., & Andersen, D. G. Learning to protect communications with adversarial neural cryptography. 15. <https://arxiv.org/abs/1610.06918>. (2016).
14. Hitaj, B., Gasti, P., Ateniese, G., & Perezcruz, F.. Passgan: a deep learning approach for password guessing. Volkhonskiy, D., Nazarov, I., Borisenko, B., & Burnaev, E. Steganographic generative adversarial networks.. <https://arxiv.org/abs/1709.00440> (2017)
15. Volkhonskiy, D., Nazarov, I., Borisenko, B., & Burnaev, E. Steganographic generative adversarial networks. <https://arxiv.org/abs/1703.05502> (2017).
16. Radford, A., Metz, L., & Chintala, S. Unsupervised representation learning with deep convolutional generative adversarial networks. Computer Science. (2015).

17. Shi, H., Dong, J., Wang, W., Qian, Y., & Zhang, X. (2017). Ssgan: secure steganography based on generative adversarial networks. (2017).
18. Hayes, J., & Danezis, G. Generating steganographic images via adversarial training.
19. Tang, W., Tan, S., Li, B., & Huang, J. Automatic steganographic distortion learning using a generative adversarial network. *IEEE Signal Processing Letters*, 24(10), 1547-1551. (2017).
20. Ke, Y., Zhang, M., Liu, J., Su, T., & Yang, X. Generative steganography with kerckhoffs' principle based on generative adversarial networks. <https://arxiv.org/abs/1711.04916>. (2017).
21. Liu, M. Liu, J. Zhang, M, Li, T. Tian Generative Information Hiding Method Based on Generative Adversarial Networks. *Journal of Applied Sciences*, 36(2), 27-36. (2018).
22. Odena, A., Olah, C., & Shlens, J. Conditional image synthesis with auxiliary classifier gans. (2016).
23. Liu, J., Zhou, T., Zhang, Z., Ke, Y., Lei, Y., & Zhang, M., et al.. Digital cardan grille: a modern approach for information hiding. <https://arxiv.org/abs/1803.09219>.(2018)。
24. Yeh, R. A., Chen, C., Lim, T. Y., Schwing, A. G., Hasegawajohnson, M., & Do, M. N.. Semantic image inpainting with deep generative models. (2016).
25. Learned-Miller, E., Huang, G. B., Roychowdhury, A., Li, H., & Hua, G. Labeled Faces in the Wild: A Survey. *Advances in Face Detection and Facial Image Analysis*. Springer International Publishing. (2016).
26. Amos,B. Image Completion with Deep Learning in TensorFlow. <http://bamos.github.io/2016/08/09/deep-completion> .(2016).