

Geometric and algebraic origins of additive uncertainty relations

Konrad Szymański¹, Karol Życzkowski^{1,2}

¹*Marian Smoluchowski Institute of Physics, Uniwersytet Jagielloński, Krakow, Poland and*

²*Center for Theoretical Physics of the Polish Academy of Sciences, Warszawa, Poland*

(Dated: April 17, 2018)

Constructive techniques to establish state-independent uncertainty relations for the sum of variances of arbitrary two observables are presented. We investigate the range of simultaneously attainable pairs of variances, which can be applied to a wide variety of problems including detection of quantum entanglement. Resulting uncertainty relations are state-independent, semianalytical, bound-error and can be made arbitrarily tight. The advocated approach allows one to improve earlier numerical works and to derive semianalytical tight bounds for the uncertainty relation for the sum of variances constrained to finding roots of a polynomial of a single real variable. In several cases it is possible to solve the problem completely by establishing exact analytical bounds.

Introduction.— Uncertainty relations form a wide branch of problems with ubiquitous applications: from the tests of quantum theory [1] through quantum cryptography [2] and entanglement detection [3, 4] to direct usage in experiments [5]. There exist various approaches to the problem: original articles by Kennard [6] and by Heisenberg consider product of variances of two observables, while a recent approach by Maccone and Pati [7] concerns the sum of variances, especially useful for finite-dimensional systems. Entropic uncertainty relation [8] bounds from below the sum of entropies of probability distributions of observed quantities. In the state-independent approach for a selected pair of observables one derives lower bounds for a given quantity valid for any quantum state. These results can be often improved in the state-dependent approach, in which one establishes more precise dedicated bounds, which depend explicitly on the measured quantum state.

Current interest in improving uncertainty relations [7, 9] is motivated by their numerous applications in mathematical physics and in the theory of quantum information processing. The goal of this work is to provide a novel, geometrical view on the variance-based uncertainty relations, which allows one to establish exact analytical results. The current contribution extends recent works [9, 10], in which approximate uncertainty relations for the sum of variances were obtained with help of numerical techniques.

We provide here semianalytical, bound-error, state-independent bounds for uncertainty relations involving variances of two operators and analyze properties of an associated geometric object, called *uncertainty range*. Furthermore, we propose a procedure determining a tight, state-independent bound for the sum of variances as a root of a certain polynomial. While the roots of the algorithmically generated polynomials always exist, usually the procedure is feasible in low dimensions and leads to exact, explicit analytic bounds.

Numerical range of observables.— Expectation value of an observable F on a pure state, $\langle F \rangle_\psi = \langle \psi | F | \psi \rangle$, is a key concept of the quantum theory. For

any hermitian matrix F of a fixed order d one can pose the question, what is the range of possible expectation values among all normalized pure states.

A similar problem was earlier analyzed by mathematicians, who studied an algebraic notion of *numerical range* of an operator X – a subset W of the complex plane defined by

$$W(X) = \{z \in \mathbb{C} : z = \langle \psi | X | \psi \rangle, \langle \psi | \psi \rangle = 1\}. \quad (1)$$

Numerical range $W(X)$ may be interpreted as a set of allowed expectation values of a single operator X . A classical theorem of Toeplitz and Hausdorff, obtained exactly 100 years ago [11, 12], states that for any matrix X the set $W(X)$ is convex. If matrix X is normal then the set W forms the convex hull of the spectrum of X . For a hermitian observable the set W reduces to an interval belonging to the real axis [13]. For operators of dimension $d \leq 3$ the possible shapes of numerical ranges are classified [14, 15].

Expectation value of *single* operator may not capture the whole complexity of some problems. In such cases a generalization to *sequence of k averages* of fixed operators $(F_i)_{i=1}^k$ is used instead. The set of k expectation values which can be obtained by measuring k Hermitian observables over a common quantum state ρ is called *joint numerical range* and defined by

$$W(F_1, F_2, \dots, F_k) = \{x \in \mathbb{R}^k : x_j = \langle F_j \rangle_\rho, \quad j = 1, \dots, k; \rho \in \mathcal{M}_d\}, \quad (2)$$

where $\langle F \rangle_\rho = \text{Tr} \rho F$. Here $\mathcal{M}_d = \{\rho : \rho^\dagger = \rho \geq 0; \text{Tr} \rho = 1\}$ denotes the set of all normalized mixed states of size d . The above definition relies on density matrices to ensure convexity of the resulting set: evidently, the set of expectation values of three Pauli matrices *among pure states* forms the hollow Bloch sphere. As any operator can be decomposed into its hermitian and antihermitian part, $X = F_H + iF_A$, the set $W(X)$ can be considered as a *joint numerical range* (JNR) of two hermitian observables, $W(F_H, F_A)$. This is the set of simultaneously attainable expectation values of these two observables obtained in a double quantum measurement performed on two copies of the same state.

A classification of 3D numerical ranges of a triple of operators of size $d = 3$ was given in [16]. JNR and its extensions find diverse applications, the notion allows for visualization of phase transitions [17–19], construction of nonlinear entanglement witnesses or to improve our understanding of the geometry of quantum states [16]. A numerical method for generating state-independent uncertainty relations using JNR has been recently developed by Schwonnek and Werner [9] and independently studied in [10]. We extend it here by presenting a method to derive exact analytical or semianalytical bounds.

Sum-of-variances uncertainty relations.— To characterize uncertainty related to a double quantum measurement one can analyze the sum of variances [7]. For any two operators X and Y we wish to provide a state-independent bound $C(X, Y)$ for the sum of variances:

$$\Delta^2 X + \Delta^2 Y \geq C(X, Y).$$

The original numerical procedure to arrive at progressively better approximations to $C(X, Y)$ [9, 10] makes use of the following observation: It is possible to rewrite the sum of variances as a function of the averages,

$$\Delta^2 X + \Delta^2 Y = \langle X^2 + Y^2 \rangle - \langle X \rangle^2 - \langle Y \rangle^2, \quad (3)$$

so it is sufficient to determine the 3-dimensional numerical range $W(X, Y, X^2 + Y^2)$ and minimize the function of coordinates $g = \langle X^2 + Y^2 \rangle - \langle X \rangle^2 - \langle Y \rangle^2$ over this set. Since the aforementioned function and the set W are convex, it is sufficient to minimize the function over the boundary ∂W . It is possible to perform this task numerically, providing at the same time the upper and lower bounds for $C(X, Y)$.

To proceed with an analytical approach it is convenient to work in the dual space. Since the set W is convex, it is uniquely determined by planes tangent to points at its boundary. The set of planes parametrized by the normal vectors is called *dual* to W and denoted by W° – see Appendix.

Performing minimization of the function g for given observables X and Y without loss of generality one can assume that both operators are traceless, $\text{Tr} X = \text{Tr} Y = 0$, as a constant shift does not change the variances. Let us introduce a traceless operator Z related to the sum of squares,

$$Z = X^2 + Y^2 - \frac{\text{Tr}(X^2 + Y^2)}{d} \mathbb{1}, \quad (4)$$

where d is the dimension of the Hilbert space. Minimizing the function $g' = \langle Z \rangle - \langle X \rangle^2 - \langle Y \rangle^2$ is equivalent to the original problem: the result C_{\min} yields the desired bound for sum of variances, $C = C_{\min} + \text{Tr}(X^2 + Y^2)/d$. The problem can also be rephrased in terms of geometry: For a given convex set $W(X, Y, Z) \subset \mathbb{R}^3$ calculate

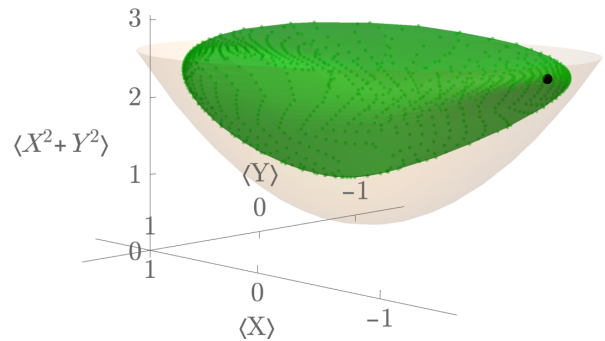


Figure 1: 3D numerical range $W(X, Y, X^2 + Y^2)$ corresponding to example A) for X, Y defined by Eq. (9). Paraboloid of a constant uncertainty with the optimal bound $C = 15/32$ is shown, as well as the point of minimalization – it lies on a smooth, analytical part of the boundary ∂W .

the minimal shift t of the paraboloid of a constant uncertainty, $P_t = \{(x, y, z) \in \mathbb{R}^3 : z - x^2 - y^2 = t\}$, such that the paraboloid P_t is tangent to the numerical range W – see Fig. 1.

The theory of numerical range implies that the dual set W° is contained in the set of roots of the polynomial in real variables u, v and w :

$$Q(u, v, w) := \det(uX + vY + wZ - \mathbb{1}) = 0. \quad (5)$$

Tracelessness of all operators come in handy during the analysis of this set: we exactly know what subset of solutions of this equation forms W° .

The dual of the paraboloid P_t for a fixed parameter t , denoted by P_t° , is determined by equation

$$P(t) := u^2 + v^2 + 4w - 4w^2 t = 0 \quad (6)$$

For a negative t , the set of roots of Eq. (6) becomes a hollow ellipsoid. The bound C for the sum of variances, determined by the condition that both manifolds intersect, is thus obtained by solving the following set of polynomial equations for real variables u, v, w, t and the multiplier λ ,

$$\begin{cases} P(t) & = 0, \\ Q(u, v, w) & = 0, \\ \partial_i(Q(u, v, w) - \lambda P(t)) & = 0, \end{cases} \quad (7)$$

where $\partial_i \in \{\partial_u, \partial_v, \partial_w\}$. It is always possible to find a polynomial $R(t)$, the roots of which correspond to local extrema of variance – see Appendix. The bound corresponds to the minimal *real* root of the polynomial equation $R(t) = 0$, denoted by t_{\min} , equivalent to the above set of five equations, for which real solutions to u, v, w exist (in general they may be complex regardless of real t). Then the tight bound for $\Delta^2 X + \Delta^2 Y$ is

$$\Delta^2 X + \Delta^2 Y \geq C = t_{\min} + \frac{\text{Tr}(X^2 + Y^2)}{d}. \quad (8)$$

It is possible to determine the state saturating the uncertainty relation by solving the polynomial system described in Eq. (7) with variable t set to the calculated constant t_{\min} . A general solution of the problem in the simplest case $d = 2$ is provided in Appendix, while for higher dimensions, calculations performed for individual cases yield semianalytical results determined by roots of a particular polynomial. To demonstrate this method in action we present here tight bounds for the sum of variances obtained for exemplary observables of size $d = 3$.

Examples.— A) **Explicit bounds for observables of size $d = 3$** Take two operators,

$$X = \begin{pmatrix} 0 & 1 & 0 \\ 1 & 0 & i \\ 0 & -i & 0 \end{pmatrix}, \quad Y = \begin{pmatrix} 1 & 0 & 0 \\ 0 & 0 & 0 \\ 0 & 0 & -1 \end{pmatrix}, \quad (9)$$

write the corresponding equations (7) which are equivalent to the polynomial

$$R_A(t) = 128t^4 + 356t^3 + 117t^2 - 356t - 245 = 0. \quad (10)$$

Its smallest root $t_{\min} = -49/32$, yields by (8) the following exact bound

$$\Delta^2 X + \Delta^2 Y \geq C = 15/32.$$

B) **Implicit bounds for observables of size $d = 3$** Some operators with a simple structure may lead to a polynomial $R(t)$ of a high order. For instance, consider now

$$X = \begin{pmatrix} 1 & 1 & 0 \\ 1 & 0 & -1 \\ 0 & -1 & -1 \end{pmatrix}, \quad Y = \begin{pmatrix} 1 & 0 & i \\ 0 & 0 & 0 \\ -i & 0 & -1 \end{pmatrix}, \quad (11)$$

with the corresponding polynomial $R_B(t)$ of order 10, having nonradical roots – see Appendix. Its minimal root t_{\min} obtained numerically leads to the state-independent bound for the sum of variances, $C \approx 0.765727$, which can also be obtained by a more tedious task of numerical optimization with respect to all pure states or size three.

C) **Family of operators.** Consider a family of observables,

$$X = \begin{pmatrix} \alpha & 1 & 0 \\ 1 & 0 & i \\ 0 & -i & -\alpha \end{pmatrix}, \quad Y = \begin{pmatrix} 1 & 0 & 0 \\ 0 & 0 & 0 \\ 0 & 0 & -1 \end{pmatrix}, \quad (12)$$

for which we can evaluate the bound C as a function of α ,

$$C(\alpha) = \frac{1}{64} \left((\alpha^4 + 9\alpha^2 + 5)\alpha^2 + (\alpha^4 + 6\alpha^2 - 9) \sqrt{\alpha^4 + 6\alpha^2 + 1 + 39} \right) \quad (13)$$

Uncertainty range.— In analogy to numerical range $W(X, Y)$ defined in Eq. (2), the set of possible expectation values, one can introduce an object containing information about simultaneously possible *variances* of two operators,

$$V(X, Y) := \{(\Delta_\rho^2 X, \Delta_\rho^2 Y) \in \mathbb{R}^2 : \rho \in \mathcal{M}_d\}, \quad (14)$$

which will be called *uncertainty range*.

Uncertainty range is a nonlinear transformation of the 4-dimensional numerical range $W(X, X^2, Y, Y^2)$ and in general it is not a convex set – see Fig. 3.

Note that uncertainty range contains information about all additive uncertainty relations $\Delta^2(aX) + \Delta^2(bY) \geq C(a, b)$. The bound $C(a, b)$ is determined by the line with normal $(-b, a)$ tangent to uncertainty range.

Sector decomposition.— To obtain efficient semianalytical results one can approximate the uncertainty range, which yields the corresponding uncertainty relations.

We are going to use the spectral structure of the analyzed observables X and Y . Observe that the numerical range $W(X, X^2)$ is determined by the spectrum of X : since operators X and X^2 do commute, the range $W(X, X^2)$ is a polygon formed by the convex hull of points (λ_i, λ_i^2) , where λ_i denote eigenvalues of X – see Fig. 2. The aim is to provide a linear approximation $f(x, \bar{x}) = \alpha x + \beta \bar{x} + \gamma$ to the true variance $g(x, \bar{x}) = \bar{x} - x^2$ *valid* in some subset of $W(X, X^2)$ in the sense: u approximates v nontrivially from below, $0 \leq f(x, \bar{x}) \leq g(x, \bar{x})$.

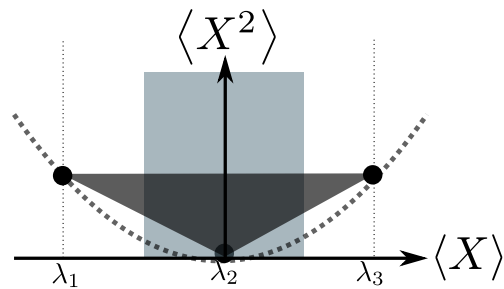


Figure 2: Visualization of the sector decomposition: numerical range $W(X, X^2)$ (gray) is convex hull of points corresponding to eigenvalues of X (black dots). Shaded in blue is a *sector* related to λ_2 where a linear function of $\langle X^2 \rangle$ and $\langle X \rangle$ approximates $\Delta^2 X$ from below. Entire set $W(X, X^2)$ can be covered by similar sectors.

Obviously no single choice of linear functions is *valid* in the entire set $W(X, X^2)$. To obtain meaningful results, it has to be covered with validity regions of finite numbers of approximations. Natural choice is to split whole region into vertical bands $a \leq \langle X \rangle \leq b$, such that in points (a, a^2) and (b, b^2) the approximation is equal to true variance. By minimizing the maximal possible error $g - f$ we are left with $f(x, \bar{x}) = -(a + b)x + \bar{x} + ab$.

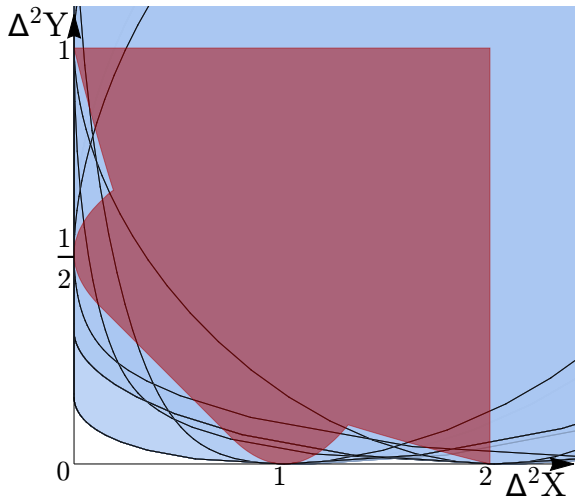


Figure 3: Exemplary uncertainty range (transparent dark red) $V(X, Y)$ for operators defined in Eq. (9) and its partial approximations generated by joint numerical ranges $W(X_i, Y_i)$ (with boundary depicted by solid lines) and the total approximations (blue shaded region) – union of partial approximations. The nonconvexity of uncertainty range and approximation is visible.

The minimal choice of bands corresponds to an approximation of the variance with $d-1$ linear functions between adjacent eigenvalues: for ordering $\lambda_1 \leq \lambda_2 \leq \dots \leq \lambda_d$, parameters of i -th function are: $a_i = \lambda_i$ and $b_i = \lambda_{i+1}$. Denoting the maximum spacing between adjacent eigenvalues by $s_{\max} = \max_i(\lambda_i - \lambda_{i+1})$, we find that the maximum error of variance reads $\delta_X = (s_{\max})^2/4$.

Let us denote the sector decomposition of two operators X, Y by $\{X_i\}, \{Y_i\}$. Then we can provide “a lower approximation” to the uncertainty range $V(X, Y)$ by

$$\bar{V} = \bigcup_{i,j} W(X_i, Y_j), \quad i, j = 1, \dots, d-1,$$

where “lower approximation” is to be understood in the following way: if at each point $(x, y) \in \bar{V}$ we attach a rectangle $[x, x + \delta_X] \times [y, y + \delta_Y]$ (δ being the maximum error of approximation), the uncertainty range is contained in the resulting set (see Fig. 3):

$$V(X, Y) \subset \bigcup_{(x,y) \in \bar{V}} [x, x + \delta_X] \times [y, y + \delta_Y].$$

This construction is compatible with a nonconvex structure of the uncertainty range $V(X, Y)$ – see Fig. 3. Such a procedure provides simple bounds for the sum-of-variances uncertainty relation: a state-independent bound reads

$$\Delta^2 X + \Delta^2 Y \geq \min_{i,j} [\lambda_{\min}(X_i + Y_j)].$$

Additionally, the error of approximation is at most the sum of sector decomposition errors of X and Y , so in case of the minimal selection the difference of approximation and real bound is

$$4 \left| (\min \Delta^2 X + \Delta^2 Y) - \min_{i,j} [\lambda_{\min}(X_i + Y_j)] \right| \leq s_{\max}(X)^2 + s_{\max}(Y)^2. \quad (15)$$

The aforementioned procedure can be made arbitrarily tight with the following proposition.

Proposition 1. *For arbitrary Hermitian X, Y , let $\Lambda(X)$ and $\Lambda(Y)$ denote set of eigenvalues of the respective operators. Then, for the increasing finite sequences $(x) = (x_1, \dots, x_n)$, $(y) = (y_1, \dots, y_m)$ such that $(x) \subset \Lambda(X)$ and $(y) \subset \Lambda(Y)$, the following holds:*

$$\Delta^2 X + \Delta^2 Y \geq \min_{i,j} \lambda_{\min}(X_i + Y_j), \quad (16)$$

where

$$\begin{aligned} X_i &= X^2 - (x_i + x_{i+1})X + \mathbb{1}x_i x_{i+1}, \\ Y_j &= Y^2 - (y_j + y_{j+1})Y + \mathbb{1}y_j y_{j+1}. \end{aligned} \quad (17)$$

The maximal error of approximation is bounded:

$$\begin{aligned} \Delta^2 X + \Delta^2 Y - \min_{i,j} \lambda_{\min}(X_i + Y_j) \\ \leq \frac{(\max_i(x_{i+1} - x_i))^2 + (\max_j(y_{j+1} - y_j))^2}{4}. \end{aligned} \quad (18)$$

This proposition and general idea about approximating uncertainty ranges generalizes naturally to higher number of observables: union of numerical ranges of sector decompositions is still the main object of interest.

Conclusions. — In this work we advocated for geometric approach to uncertainty relations, obtained state-independent tight analytical bounds applicable in low dimensions and semianalytical approximations for which maximal error can be controlled. Our approach relies on geometric properties of the uncertainty region, the set of simultaneously attainable variances, which is generically not convex. The method can be applied in entanglement detection schemes, analysis of quantum cryptography security, quantum states diagnostics. Further generalization to state-dependent uncertainty relations is also possible with only minor modifications: along with calculation of the uncertainty range, averages of the observables of interest need to be determined.

Financial support by Narodowe Centrum Nauki under the project number DEC- 2015/18/A/ST2/00274 is acknowledged.

- [1] M. O. Scully, B.-G. Englert, and H. Walther. *Nature*, 351(6322):111–116, 1991.
- [2] M. Tomamichel, C. C. W. Lim, N. Gisin, and R. Renner. *Nature Communications*, 3:634, 2012.
- [3] H. F. Hofmann and S. Takeuchi. *Physical Review A*, 68(3):032103, 2003.
- [4] O. Gühne. *Physical Review Letters*, 92(11):117903, 2004.
- [5] A. S. Sørensen and K. Mølmer. *Physical Review Letters*, 86(20):4431, 2001.
- [6] E. Kennard. *Physical Review*, 31(3):344, 1928.
- [7] L. Maccone and A. K. Pati. *Physical Review Letters*, 113(26):260401, 2014.
- [8] I. Białynicki-Birula. *Physics Letters A*, 103(5):253–254, 1984.
- [9] R. Schwonnek, L. Dammeier, and R. F. Werner. *Physical review letters*, 119(17):170404, 2017.
- [10] K. Szymański. *arXiv preprint arXiv:1707.03464*, 2017.
- [11] O. Toeplitz. *Mathematische Zeitschrift*, 2(1):187–197, 1918.
- [12] F. Hausdorff. *Mathematische Zeitschrift*, 3(1):314–316, 1919.
- [13] R. A. Horn and C. R. Johnson. *Matrix analysis*. Cambridge University Press, 1990.
- [14] D. S. Keeler, L. Rodman, and I. M. Spitkovsky. *Linear Algebra and its Applications*, 252(1-3):115–139, 1997.
- [15] J. W. Helton and I. M. Spitkovsky. *arXiv preprint arXiv:1104.4587*, 2011.
- [16] K. Szymański, S. Weis, and K. Życzkowski. *Linear Algebra and its Applications*, 2017.
- [17] J.-Y. Chen, Z. Ji, Z.-X. Liu, X. Qi, N. Yu, B. Zeng, and D. Zhou. *SCIENCE CHINA Physics, Mechanics & Astronomy*, 60(2):020311, 2017.
- [18] V. Zauner-Stauber, D. Draxler, L. Vanderstraeten, J. Haegeman, and F. Verstraete. *New Journal of Physics*, 18(11):113033, 2016.
- [19] I. M. Spitkovsky and S. Weis. *arXiv preprint arXiv:1703.00201*, 2017.
- [20] A. A. Abbott, P.-L. Alzieu, M. J. Hall, and C. Branciari. *Mathematics*, 4(1):8, 2016.

Appendix. — *A) Dual sets.* — An alternative description of the joint numerical range $W(X)$ is given by its *dual set*. *Dual* for a convex set X can be defined as a set of linear functions v which attain maximum value of 1 over X : that is to say, $\sup_{\vec{x} \in X} v(\vec{x}) = 1$. All these function may be viewed as calculating scalar products with some vectors, therefore we need to find vectors \vec{v} such that $\sup_{\vec{x} \in X} \vec{v} \cdot \vec{x} = 1$. This is the dual set X° of X :

$$X^\circ = \left\{ \vec{v} : \sup_{\vec{x} \in X} \vec{v} \cdot \vec{x} = 1 \right\}.$$

The simplicity of the dual W° of $W(F_1, \dots, F_n)$ comes from the fact that W° is a subset of the the affine variety (i.e. the set of roots) of the polynomial of real variables (l_i) ,

$$\det \left(\sum F_i l_i - 1 \right) = 0. \quad (\text{A1})$$

Additionally, if the origin (zero vector) lies in the interior of $W(F_1, \dots, F_n)$, the subset of the affine variety forming W° can be easily identified – since the boundary of joint numerical range is defined by *maximum* eigenvalues, if we take any direction $\vec{n} \in S^{k-1}$ and take all solutions of Eq. (A1) of form $\vec{l} = \lambda \vec{n}$ ($\lambda > 0$), boundary of JNR is described by the one with *minimal* λ . The set W° is therefore a kind of a ‘cell’ around the origin of the dual space.

B) Solving the equations leading to uncertainty relation. — The simplification of the set of equations (7) may be found in an algebraic way, which simultaneously gives us information about the analyticity of the minimal C . This is the method of Gröbner basis: without going into nonessential details, *basis* of an *ideal generated* by polynomials P_1, \dots, P_k in variables x_1, \dots, x_l is a set of polynomials with the same roots as P_1, \dots, P_k — it is in a way equivalent to them. *Gröbner* basis has particularly simple structure: in the case of equations (7) interesting for us, one of the elements of the basis is a polynomial only in variable t (the shift of constant uncertainty paraboloid). The roots of this polynomial correspond exactly to the values of t , for which the original equations are consistent – but it may happen that the root is complex, or for a given *real* root t the solutions of other polynomials in variables u, v, w are complex. Both cases are nonphysical and need to be taken care of. However, there always exist a subset of real roots, for which further solutions of other polynomials are real – these roots correspond to the local extrema of variance over the surface of $W(X, Y, Z)$; selection of the minimal one t_{\min} yields the minimal variance. The state saturating the uncertainty relation can be found by setting the variable t to calculated t_{\min} and further calculation of the solutions in variables u, v, w – then, the state saturating the uncertainty relation belongs to the ground space of operator $-(uX + vY + wZ)$.

Furthermore, the polynomial resulting from Gröbner basis corresponds *exactly* to the extrema of variances of two observables. As such, it may happen that its roots are not radicals (i.e. are not expressible using basic algebraic operations only).

C) Numerical range and bounds for $d = 2$. — In the case of qubit observable X , the squared operator X^2 may always be written as combination of identity and X : $X^2 = \frac{1}{2} \text{Tr} X^2 + \frac{1}{2} X \text{Tr} X$. Additionally, the joint numerical range of two operators of size $d = 2$ is an ellipse, hence the joint numerical range of three operators

$W(X, Y, X^2 + Y^2)$ is a flat object – linear transformation of ellipse. The variance is thus minimized on the curve bounding the joint numerical range. This is already known [20]; here we reconstruct the result using the analytical method of solving the Eqs. (7).

Arbitrary qubit observables X and Y can always be rescaled to form

$$X = \begin{pmatrix} 1 & 0 \\ 0 & -1 \end{pmatrix}, \quad Y = \begin{pmatrix} a & b \\ b^* & -a \end{pmatrix}. \quad (\text{A2})$$

The resulting polynomial reads

$$a^2 t + |b|^2 t + |b|^2 + t^2 + t, \quad (\text{A3})$$

and implies bound C for the sum of variances

$$C = \frac{1}{2} \left(a^2 + |b|^2 + 1 - \sqrt{(a^2 + |b|^2 + 1)^2 - 4|b|^2} \right). \quad (\text{A4})$$

D) Evaluating examples.— The polynomial corresponding to example B) in the main text of two observables of order three has degree ten and reads

$$\begin{aligned} R_B(t) = & 7558272000t^{10} + 89061638400t^9 + 388529193024t^8 \\ & + 628864501680t^7 - 458747385732t^6 \\ & - 2881496142045t^5 - 2760025569588t^4 \\ & + 1197977920875t^3 + 2689457852646t^2 \\ & + 124067045040t - 722475292000. \end{aligned} \quad (\text{A5})$$

Solving numerically equation $R_B(t) = 0$ we find its smallest root t_{\min} , which allows us to obtain the state-independent bound for the sum of variances, $C \approx 0.765727$, with an arbitrary desired precision.

Uncertainty range.— In the case of $d \geq 3$ it is possible to determine the uncertainty range by calculating the boundary ∂W of 4-dimensional numerical range $W(X, X^2, Y, Y^2)$ and subsequently mapping it over the evaluate-variance function

$$\mathbb{E}V(x, \bar{x}, y, \bar{y}) = (\bar{x} - x^2, \bar{y} - y^2). \quad (\text{A6})$$

Boundary ∂V of the uncertainty range $V(X, Y)$ is formed from the boundary ∂W of joint numerical range. The map (A6) can be viewed as a composition of a homeomorphism $(x, \bar{x}, y, \bar{y}) \rightarrow (x^2, \bar{x}, y^2, \bar{y})$ and a linear map (unnormalized projection) $(x', \bar{x}, y', \bar{y}) \rightarrow (\bar{x} - x', \bar{y} - y')$. Clearly both maps can not transform points in the bulk to the point on the boundary of the image. The first map is nonlinear and in general does not transform convex set (numerical range) to convex sets – this behavior is clearly seen in the examples.