

Sampling of graph signals via randomized local aggregations

Diego Valsesia, *Member, IEEE*, Giulia Fracastoro, *Member, IEEE*, and Enrico Magli, *Fellow, IEEE*

Abstract—Sampling of signals defined over the nodes of a graph is one of the crucial problems in graph signal processing. While in classical signal processing sampling is a well defined operation, when we consider a graph signal many new challenges arise and defining an efficient sampling strategy is not straightforward. Recently, several works have addressed this problem. The most common techniques select a subset of nodes to reconstruct the entire signal. However, such methods often require the knowledge of the signal support and the computation of the sparsity basis before sampling. Instead, in this paper we propose a new approach to this issue. We introduce a novel technique that combines localized sampling with compressed sensing. We first choose a subset of nodes and then, for each node of the subset, we compute random linear combinations of signal coefficients localized at the node itself and its neighborhood. The proposed method provides theoretical guarantees in terms of reconstruction and stability to noise for any graph and any orthonormal basis, even when the support is not known.

Index Terms—Graph signal processing, Sampling, Random projections, Compressed sensing

I. INTRODUCTION

The analysis of signals defined over graphs is a natural extension of classical processing of time-varying signals that has emerged due to the wide array of applications where the signals of interest lie on irregular domains [1]. Fields as varied as sensor and social networks [2], [3], genetics [4], neuroscience [5], computer graphics [6] and image processing [7]–[9] may benefit from graph signal processing (GSP) techniques. The pervasiveness of big data [10] makes sampling and subsequent recovery crucial to creating efficient representations. While sampling is well understood in classical signal processing for time-varying signals, not least thanks to the recent developments in compressed sensing (CS) [11], signals whose coefficients lie on the nodes of a graph pose a unique set of challenges. Most current efforts in the field have been focused on establishing a concept of a frequency domain for graph signals as a linear transform dependent on the graph structure [12], [13], and uncovering the fundamental limits of sampling for signals having a low-dimensional structure in this transformed domain [14]. Efficient sampling of graph signals is concerned with a notion of locality of the sampling procedure where only a few nodes can be directly observed and such nodes can only return the value of the coefficient on the node itself [15]–[19] or an aggregate value determined from the coefficients on its neighbors [20], [21]. Universal sampling strategies such as CS with dense random projections would be optimal for graph signals as well as classical signals

because they are independent of the particular transform enforcing the low-dimensional prior [22]. However, dense random projections violate locality as each projection requires to combine all the coefficients across the graph. This paper shows that it is possible to combine locality with CS to sample graph signals with a low-complexity scheme that provides theoretical guarantees for perfect reconstruction and stability to noise. In particular, the proposed method of randomized local aggregations fits the line of works on aggregation sampling and consists of computing random linear combinations of the signal coefficients restricted to the neighborhood of a subset of nodes in the graph. The theoretical analysis rigorously derives conditions on the number of measurements required to guarantee perfect reconstruction and stability to noise depending on the structure of the graph and of the signal. Finally, the proposed sampling method does not need a priori knowledge of the sparsity support of the signal and can be therefore used even if it is unknown at sampling time. This is common to many problems, as discussed in the literature on CS [11], as well as on GSP [20], [23].

This paper is organized as follows. Section II presents some background on GSP and CS, and discusses relevant works in the literature. Section III introduces the proposed method performing randomized local aggregations. Section IV analyzes the method and provides theoretical guarantees. Section V reports numerical experiments comparing the proposed method with relevant methods in the literature. Finally, Section VI draws some conclusions.

Notation

Lower-case (upper-case) bold symbols denote real-valued vectors (matrices). Lower-case letters indicate scalars. Upper-case letters denote random variables. Symbols \mathbb{P} and \mathbb{E} denote the probability and expectation operators, respectively. Calligraphic letters denote sets. Matrix $\mathbf{A}_{\mathcal{R}}$ indicates the restriction of \mathbf{A} to rows indexed by set \mathcal{R} , while $\mathbf{A}_{|\mathcal{C}}$ indicates restriction of \mathbf{A} to columns indexed by set \mathcal{C} .

II. BACKGROUND

A. Graph signal processing

We first introduce a few definitions related to graph signal processing that will be used in the remainder of the paper. Let $\mathcal{G}(\mathcal{V}, \mathcal{E})$ denote a graph where \mathcal{V} is the set of nodes with $|\mathcal{V}| = n$ and \mathcal{E} is the set of edges.

Definition 1. Given \mathcal{G} , for each $i \in \mathcal{V}$ we define the neighborhood of the node i as

$$\mathcal{N}_i = \{j \in \mathcal{V} : (i, j) \in \mathcal{E}\}.$$

The authors are with Politecnico di Torino – Department of Electronics and Telecommunications, Italy. Email: {name.surname}@polito.it.

Definition 2. Given \mathcal{G} , a dominating set of the graph \mathcal{G} is a subset $\mathcal{D} \subseteq \mathcal{V}$ with the following property

$$\forall i \in \mathcal{V} \exists j \in \mathcal{D} \text{ s.t. } i \in \bar{\mathcal{N}}_j,$$

where $\bar{\mathcal{N}}_j = \mathcal{N}_j \cup \{j\}$.

Given \mathcal{G} , we also introduce the adjacency matrix $\mathbf{A} \in \{0, 1\}^{n \times n}$ where $a_{ij} = 1$ if $j \in \mathcal{N}_i$ and $a_{ij} = 0$ otherwise. We define $\bar{\mathbf{A}}$ as the adjacency matrix of the same graph \mathcal{G} including self-loops, i.e. $\bar{a}_{ii} = 1 \forall i \in \mathcal{V}$. For undirected graphs, the graph Laplacian is defined as $\mathbf{L} = \mathbf{D} - \mathbf{A}$ where \mathbf{D} is a diagonal matrix whose i -th diagonal element \mathbf{D}_{ii} is the sum of all the edges incident to node i . \mathbf{L} is diagonalizable by an orthogonal matrix

$$\mathbf{L} = \mathbf{U}\mathbf{\Lambda}\mathbf{U}^H,$$

where $\mathbf{U} \in \mathbb{C}^{n \times n}$ is the eigenvector matrix of \mathbf{L} that contains the eigenvectors as columns and $\mathbf{\Lambda} \in \mathbb{R}^{n \times n}$ is the diagonal eigenvalue matrix where the eigenvalues are sorted in increasing order. A graph signal $\mathbf{x} \in \mathbb{R}^n$ in the node domain is a real-valued function defined on the nodes of the graph \mathcal{G} , such that x_i with $i = 1, \dots, n$ is the value of the signal at node $i \in \mathcal{V}$ [1]. For an undirected graph, the eigenvectors of the Laplacian are used to define the graph Fourier transform (GFT) [1] of the signal \mathbf{x} as follows

$$\hat{\mathbf{x}} = \mathbf{U}^H \mathbf{x}.$$

If we consider a directed graph, we can define the GFT matrix using the eigenvector matrix of the adjacency matrix \mathbf{A} , in this case we have $\mathbf{U} \in \mathbb{C}^{n \times n}$ [24].

B. Compressed sensing

Compressed sensing (CS) [11], [22] is an established theory for signal sampling relying on linear sampling operators satisfying certain norm-preservation properties and employing non-linear reconstruction techniques that leverage signal models such as sparsity. The typical setup involves a signal $\mathbf{x} \in \mathbb{R}^n$, having a sparse representation under an orthonormal basis \mathbf{U} , $\mathbf{x} = \mathbf{U}\hat{\mathbf{x}}$, with $\|\hat{\mathbf{x}}\|_0 \leq k$, and a vector of measurements $\mathbf{y} \in \mathbb{R}^m$, $m \ll n$, computed as

$$\mathbf{y} = \Phi \mathbf{x} = \Phi \mathbf{U} \hat{\mathbf{x}} = \Psi \hat{\mathbf{x}}.$$

The most well-known reconstruction algorithm to recover $\hat{\mathbf{x}}$ from \mathbf{y} is ℓ_1 norm minimization:

$$\hat{\mathbf{x}}^* = \arg \min_{\hat{\mathbf{x}}} \|\hat{\mathbf{x}}\|_1 \quad \text{s.t.} \quad \Psi \hat{\mathbf{x}} = \mathbf{y}, \quad (1)$$

with $\Psi = \Phi \mathbf{U}$.

It is known that a sufficient condition for perfect reconstruction and stability in presence of additive noise is that matrix Ψ , the product between the sampling matrix and the sparsity basis, provides a stable, distance-preserving embedding of the set of sparse signals Σ_k . This notion is captured by the Restricted Isometry Property (RIP) [25]–[27].

Definition 3 (RIP). A matrix Ψ satisfies the Restricted Isometry Property of order k if there exists a $\delta_k \in (0, 1)$ such that

$$(1 - \delta_k) \|\hat{\mathbf{x}}\|_2^2 \leq \|\Psi \hat{\mathbf{x}}\|_2^2 \leq (1 + \delta_k) \|\hat{\mathbf{x}}\|_2^2$$

holds for all $\hat{\mathbf{x}} \in \Sigma_k$.

Several random constructions for the sampling matrix Φ have been studied. Each specific construction interacts in a different way with the sparsity basis \mathbf{U} . More structured constructions typically need a larger number of measurements for Ψ to satisfy the RIP with constant probability. It is known that a sampling matrix Φ made of independent and identically distributed (i.i.d.) sub-Gaussian random variables is universal, meaning that the RIP holds with $m = O(k \log n)$ regardless of the basis \mathbf{U} . However, dense random matrices are not practical in many scenarios due to excessive memory requirements or architectural constraints in the sampling procedure (e.g., in the graph setting, they would violate locality). Toeplitz [28], circulant [29] and block-diagonal [30], [31] matrices are more structured random matrices suitable for common acquisition systems [32], [33] and they are also known to satisfy the RIP, albeit requiring more measurements and not being uniformly good for all bases.

C. Related work

Several works have addressed the problem of sampling signals defined on graphs, under the assumption of sparsity in a transform domain, i.e., only up to k nonzero coefficients in the positions defined by the support. The most common model assumes a bandlimited signal, i.e., a signal where the sparsity basis is the GFT and where the support coincides with the first k frequency coefficients. The sampling problem in the graph signal setting is typically concerned with trading off locality and reconstruction accuracy. Locality implies that the signal is observed only at a small number of nodes or through short-range interactions of a node with its neighbors. We will use the general term *measurement* to refer to either a pointwise selection of a signal coefficient or the result of a more complex operation such as a linear combination. The result of the sampling operation is a vector of measurements such that the original signal can be reconstructed via linear or nonlinear interpolation methods.

Puy et al. [15] show that random selection of nodes can be an effective technique. Indeed, Chen et al. [16] proved that uniform random sampling is optimal for the Erdős-Rényi graph, thus requiring only k measurements. However, uniform random sampling is in general suboptimal because the required number of measurements is heavily affected by the structure of the graph. Puy et al. [15] improve over uniform sampling by proposing a weighted sampling scheme that uses information on the signal support and the transform basis to bias the sampling procedure towards nodes where the signal is highly localized. Albeit improving over uniform sampling, this method requires knowledge of the support and computation of the sparsity basis before sampling. It is also suboptimal as it generally requires more than k measurements.

Tsivero et al. [14] study node-frequency uncertainty principles to derive necessary conditions for signal recovery after pointwise sampling. They also discuss greedy node selection strategies that approximate the optimal sampling objective, aimed at minimizing the MSE of reconstruction. Such greedy strategies require the knowledge of the signal support and are

typically computationally expensive, e.g., requiring multiple singular value decompositions.

Marques et al. [20], motivated by an analogy with classical sampling, propose a sampling strategy computing measurements as the result of iterated applications of the graph shift operator (e.g., the adjacency matrix) observed at one or more nodes. This strategy can guarantee perfect reconstruction with the optimal number of measurements and does not require knowledge of the support of the signal, so it can also be used when the support is unknown. The technique is equivalent to linear sampling where the sampling matrix has a Vandermonde structure. Unfortunately, Vandermonde matrices are known to be poorly conditioned [34] resulting in severe instability even for moderately-sized graphs. The analogy drawn by the authors with classical sampling does not consider that the Vandermonde structure arising in classical sampling is a unique special case that is well conditioned, as it results in the DFT [34]. Moreover, the method is highly dependent on the specific nodes chosen as observation points and it is not clear how to perform the selection.

In this paper, we present a sampling method based on random linear combinations of signal coefficients localized at a subset of nodes and their neighbors. The method is not computationally expensive (e.g., it does not require the sparsity basis to be known) and non-adaptive, i.e., it works without knowledge of the signal support. We provide a sufficient condition to select the sampling set of nodes, which must be a superset of a dominating set of the graph. Thanks to such sampling nodes and the use of random coefficients in the linear combinations, we are able to prove the RIP for the resulting sampling matrix. The proposed method can achieve the optimal number of measurements when the support is known. When the support is unknown, the RIP guarantees stability provided a sufficient number of measurements is computed. Such number depends on the structure of the graph and the sparsity basis, as shown by the theoretical analysis in Section IV.

III. RANDOMIZED LOCAL AGGREGATIONS

This section describes the proposed technique to sample graph signals via random linear combinations of signal coefficients localized to neighborhoods of a subset of the nodes of the graph, which we refer to as random local aggregations. The main idea is to select a subset of nodes and at each of them aggregate the signal coefficients of the node and its neighbors with a random linear combination in order to obtain a measurement. The node selection procedure and the use of random linear combinations allows a sampling procedure that is simultaneously *localized*, i.e., it only requires interactions of the chosen node with its neighbors, and can guarantee perfect reconstruction and stability to noise. In particular, the proposed technique is equivalent to randomized linear sampling, similar to the random projections used in CS, with a sampling operator that satisfies the RIP, albeit not being dense, in general.

The proposed method does not rely on the knowledge of the sparsity support of the signal in a transformed domain (e.g., the knowledge of the active set of frequencies in the GFT) and

can be used both when that is known or unknown. We want to compute a number of measurements m greater than or equal to the sparsity k . When the support is known, choosing $m \geq k$ improves robustness to noise. Otherwise, this condition is needed to ensure correct recovery (the optimal ℓ_0 minimization requires at least $2k$ measurements). The theoretical analysis in section IV shows that the proposed technique can obtain perfect reconstruction in absence of noise and with known support with the optimal number of measurements (i.e., $m = k$), for any graph signal with a dense sparsity basis, contrary to other techniques requiring a larger number of measurements unless the graph has a particular structure (e.g., Erdős-Rényi).

A. Measurements

We consider a signal $\mathbf{x} \in \mathbb{R}^n$, defined over a graph $\mathcal{G}(\mathcal{V}, \mathcal{E})$ with $|\mathcal{V}| = n$, and having a sparse representation under an orthonormal basis \mathbf{U} , $\mathbf{x} = \mathbf{U}\hat{\mathbf{x}}$ with $\|\hat{\mathbf{x}}\|_0 \leq k$ and support $\mathcal{S} = \{i : \hat{x}_i \neq 0\}$. We highlight that the method is highly general and we can choose any orthonormal basis \mathbf{U} . One example is the GFT matrix defined in Section II-A. Let m be the desired number of measurements and $\mathcal{R} \subseteq \mathcal{V}$ be the sampling set, i.e., the set of nodes at which measurements are computed. Given a node $i \in \mathcal{V}$, we define $\tilde{\mathcal{N}}_i^{\mathcal{R}} = \tilde{\mathcal{N}}_i \cap \mathcal{R}$ as the intersection of itself and its neighborhood with the sampling set. Then, a measurement is computed for each $i \in \mathcal{R}$ as:

$$y_i = \sum_{j \in \tilde{\mathcal{N}}_i} \varphi_{ij} x_j,$$

being each φ_{ij} a zero-mean independent Gaussian random variable drawn as

$$\varphi_{ij} \sim N\left(0, \frac{1}{g_j}\right)$$

with

$$g_j = |\tilde{\mathcal{N}}_j^{\mathcal{R}}| \quad (2)$$

being the node multiplicity, i.e., the number of times node j appears in the linear combinations. Notice that the node multiplicity only depends on the graph topology and the sampling set, which are known and precomputed before observing the signal.

In matrix form, the measurements are computed as

$$\mathbf{y} = \mathbf{\Phi}\mathbf{x}$$

where the sampling matrix $\mathbf{\Phi}$ is defined as follows

$$\varphi_{ij} \sim \begin{cases} N\left(0, \frac{1}{g_j}\right), & \text{if } j \in \tilde{\mathcal{N}}_i \\ \delta_0, & \text{if } j \notin \tilde{\mathcal{N}}_i \end{cases}, \quad (3)$$

where δ_0 is a Dirac's delta distribution centered in 0. $\mathbf{\Phi}$ can be seen as the elementwise product of the adjacency matrix of the graph augmented to include self-loops and restricted to the rows of the sampling set $\mathbf{A}_{\mathcal{R}}$ and a random matrix $\mathbf{\Xi}$ with independent entries, $\mathbf{\Phi} = \mathbf{A}_{\mathcal{R}} \odot \mathbf{\Xi}$.

B. Selection of the sampling set

The sampling set must be chosen to ensure that the sampling matrix is full row-rank with high probability. A sufficient condition to ensure this is that the sampling set \mathcal{R} is a superset of a dominating set \mathcal{D} of the graph, i.e., $\mathcal{R} \supseteq \mathcal{D}$. Choosing the sampling set \mathcal{R} to be a dominating set ensures that the sampling matrix Φ has no empty columns, since all the nodes (including those in \mathcal{R} , thanks to self-loops) have at least a neighbor in \mathcal{R} . Moreover, all the rows have random coefficients from a continuous distribution to ensure that they are linearly independent with probability 1, as proved in Theorem 2.

Given a graph \mathcal{G} , finding a dominating set of minimal size is known to be NP-hard [35]. However, good approximations can be found efficiently with greedy algorithms. For instance, an approximation within $O(\log \Delta)$ of the minimal size can be found with complexity $O(\log |\mathcal{V}| \log \Delta)$ being Δ the maximum vertex degree [36].

Depending on the desired number of measurements m and the size of the dominating set found by the particular algorithm in use, three situations may occur:

- 1) $|\mathcal{D}| = m$: in this case $\mathcal{R} = \mathcal{D}$;
- 2) $|\mathcal{D}| > m$: we use p -hop random aggregations, i.e., define an equivalent graph having as adjacency matrix \mathbf{B} the union of all \mathbf{A}^l powers with $l = 1, \dots, p$, i.e., $b_{ij} = 1$ if and only if $\exists l \in [1, p]$ s.t. $a_{ij}^l = 1$; p is the minimum positive integer such that \mathcal{D}^p , the dominating set computed from \mathbf{B} , has cardinality $|\mathcal{D}^p| \leq m$.
- 3) $|\mathcal{D}^p| < m$: we add rows to Φ according to one of two strategies
 - repetition of dominating nodes;
 - insertion of new nodes.

The two strategies essentially differ by which nodes are considered eligible for insertion to increase the number of measurements. Let us call \mathcal{I} the set of nodes eligible for insertion.

In the former strategy, a dominating node is repeated¹, i.e., $\mathcal{I} = \mathcal{D}^p$. If node $i \in \mathcal{D}^p$ is to be repeated, a new random combination of the signal coefficients in the neighborhood $\bar{\mathcal{N}}_i$ is computed. However, drawing new random coefficients does not guarantee that the new measurement is linearly independent as there may be a subgraph for which we are computing more measurements than signal coefficients. To avoid this, a solution is to have a greedy algorithm that before inserting the node in \mathcal{R} checks if the rank of the resulting sampling matrix is full or not. This strategy is advantageous in terms of localization since it does not require increasing the number of transmissions within the nodes of graph, nor does it require observing more than $|\mathcal{D}^p|$ nodes.

On the other hand, the latter strategy considers eligible for insertion only nodes that are not already in the sampling set, i.e., $\mathcal{I} = \mathcal{V} \setminus \mathcal{R}$. Insertion of new nodes always guarantees that the new measurement is linearly independent (the limit case being cliques forming square submatrices which however

¹With slight abuse of notation we suppose that \mathcal{R} contains two or more copies of the same node. This also affects g_j , because set $\bar{\mathcal{N}}_j^{\mathcal{R}}$ may also have repeated elements.

are still full rank with probability 1 due to the independent random coefficients). However, this strategy reduces locality, up to $m = n$ when all nodes are in the sampling set.

The choice of the order to use for node insertion under both strategies is determined by the theoretical analysis in Section IV. In particular, we choose node i^* as the eligible node having most neighbors with lowest node multiplicity g :

$$i^* = \arg \max_{i \in \mathcal{I}} \left| \left\{ j : j \in \bar{\mathcal{N}}_i, g_j = g_{\min}^{\mathcal{I}} \right\} \right|, \quad (4)$$

$$g_{\min}^{\mathcal{I}} = \min_{\ell \in \bigcup_{i \in \mathcal{I}} \bar{\mathcal{N}}_i} g_{\ell}.$$

Informally, this is the node which has most neighbors that have been least seen by the various local aggregations, thus ensuring that all the signal coefficients have been observed enough times. This is particularly important when the signal is highly localized to a set of nodes that are not very well connected with the rest of the graph.

Notice that we have proposed p -hop random aggregations when $|\mathcal{D}| > m$. They represent a tradeoff between number of measurements and locality. For instance, in a sensor network the sampling nodes might be the only ones equipped for long-range communication. Under this example, since the proposed method computes linear combinations of coefficients in some neighborhood, such coefficients must be transmitted from the nodes to the nodes in the sampling set. This is also common to other methods performing aggregations, such as [20], [21]. Defining one transmission as a real-valued scalar crossing an edge in the graph, the total number of transmissions for the proposed method depends on the strategy that is used to achieve $|\mathcal{R}| = m$:

- Repetition of dominating nodes: in this case, the number of transmissions is only determined by the size of the p -hop dominating set. Extra measurements will not cost extra transmissions because they are just different random linear combinations of the same signal coefficients already transmitted. In particular, the number of transmissions can be upper bounded² by

$$n_{\text{TX}} \leq \sum_{j \in \mathcal{D}^p} \sum_{i=1}^p i \cdot |\mathcal{N}_j^i|$$

being \mathcal{N}_j^i the set of nodes whose shortest path to node j is exactly i edges long.

- Insertion of new nodes: this strategy requires extra transmissions every time a node is inserted:

$$n_{\text{TX}} \leq \sum_{j \in \mathcal{R}} \sum_{i=1}^p i \cdot |\mathcal{N}_j^i|$$

IV. THEORETICAL ANALYSIS

In this section, we prove the main theoretical results, showing that the proposed method guarantees reconstruction and stability to noise. Then, guided by the results of the theoretical analysis we discuss the effects of system characteristics and free parameters.

²This is an upper bound because some paths may be counted multiple times.

A. Restricted Isometry Property

The proposed sampling method can be seen as a generalization of the method presented in [31], where the authors use block diagonal matrices as sampling matrices. In our case, Φ is not a block-diagonal matrix, but we can expand the mathematical tools developed in [31] to our case. For this reason, the technique we use to prove that Ψ satisfies the RIP is similar to the one proposed in [31].

Before presenting the main results of the section, we have first to introduce some preliminary definitions.

Definition 4. Given a graph \mathcal{G} , the graph-basis coherence $\mu(\mathbf{U})$ of an orthobasis $\mathbf{U} \in \mathbb{C}^{n \times n}$ is defined as follows

$$\mu(\mathbf{U}) = \min \left(\sqrt{|\bar{\mathcal{N}}^*|} \|\mathbf{U}\|_{\text{MAX}}, 1 \right),$$

where $|\bar{\mathcal{N}}^*| = \max_{i \in \mathcal{D}} |\bar{\mathcal{N}}_i|$ and $\|\mathbf{U}\|_{\text{MAX}} = \max_{i,j} |\mathbf{U}_{ij}|$.

Definition 5. The minimum node multiplicity g_{\min} of Φ is defined as follows

$$g_{\min} = \min_{k \in \mathcal{V}} g_k$$

with g_k defined as in (2).

We can now introduce our main theoretical result.

Theorem 1. Suppose $\Phi \in \mathbb{R}^{m \times n}$ is a full row rank matrix as defined in (3) and suppose $\mathbf{U} \in \mathbb{C}^{n \times n}$ is an orthobasis for \mathbb{C}^n . Set $\Sigma_k = \{\hat{\mathbf{x}} \in \mathbb{C}^n \text{ s.t. } \|\hat{\mathbf{x}}\|_0 \leq k, \|\hat{\mathbf{x}}\|_2 = 1\}$. If $k \geq 1$ and

$$g_{\min} \geq c\delta^{-2} \mu^2 k \log^2 k \log^2 n,$$

where c is a positive constant and $0 < \delta < 1$, then there exists $\delta_k \leq \delta < 1$ such that, for all $\mathbf{x} \in \mathbb{R}^n$ with $\hat{\mathbf{x}} \in \Sigma_k$, it holds that

$$(1 - \delta_k) \leq \|\Psi \hat{\mathbf{x}}\|_2^2 \leq (1 + \delta_k)$$

except with a probability of at most $O(n^{-\log n \log^2 k})$.

Before presenting the proof of Theorem 1, we first recall an important lemma that will be used during the proof.

Lemma 1 (Theorem 3.1 in [37]). Let $\mathcal{T} \subset \mathbb{C}^{m \times n}$ be a set of matrices, and let $\boldsymbol{\varepsilon}$ be a random vector whose entries are i.i.d., zero-mean, unit-variance random variables with sub-Gaussian norm τ . Set

$$d_F(\mathcal{T}) = \sup_{\mathbf{T} \in \mathcal{T}} \|\mathbf{T}\|_F,$$

$$d_2(\mathcal{T}) = \sup_{\mathbf{T} \in \mathcal{T}} \|\mathbf{T}\|_2,$$

and

$$E_1 = \gamma_2(\mathcal{T}, \|\cdot\|_2)(\gamma_2(\mathcal{T}, \|\cdot\|_2) + d_F(\mathcal{T})) + d_F(\mathcal{T})d_2(\mathcal{T}),$$

$$E_2 = d_2(\mathcal{T})(\gamma_2(\mathcal{T}, \|\cdot\|_2) + d_F(\mathcal{T})),$$

$$E_3 = d_2^2(\mathcal{T})$$

where the γ_2 -functional of \mathcal{T} is a geometrical property of \mathcal{T} , as defined in [37]. Then, for $t > 0$,

$$\log \mathbb{P} \left[\sup_{\mathbf{T} \in \mathcal{T}} \left| \|\mathbf{T}\boldsymbol{\varepsilon}\|_2^2 - \mathbb{E}[\|\mathbf{T}\boldsymbol{\varepsilon}\|_2^2] \right| \right] \leq -c(\tau) \min \left(\frac{t^2}{E_2^2}, \frac{t}{E_3} \right),$$

where $c(\tau)$ is a positive constant that depends on τ .

After having introduced this result, we can now present the proof of Theorem 1.

Proof. First of all, we note that

$$\begin{aligned} \mathbb{E}[\|\Phi \mathbf{x}\|_2^2] &= \mathbb{E}[\|\Psi \hat{\mathbf{x}}\|_2^2] = \hat{\mathbf{x}}^T \mathbb{E}[\mathbf{U}^H \Phi^H \Phi \mathbf{U}] \hat{\mathbf{x}} \\ &= \hat{\mathbf{x}}^T \mathbf{U}^H \mathbb{E}[\Phi^H \Phi] \mathbf{U} \hat{\mathbf{x}} = \hat{\mathbf{x}}^T \mathbf{U}^H \mathbf{U} \hat{\mathbf{x}} = \hat{\mathbf{x}}^T \hat{\mathbf{x}} = 1, \end{aligned}$$

where the fourth equality above follows because the sampling set \mathcal{R} is a superset of the dominating set \mathcal{D}^p and $\varphi_{ij} \sim N\left(0, \frac{1}{g_j}\right)$ if $j \in \bar{\mathcal{N}}_i$. In this way, we can define the restricted isometry constant δ_k as follows

$$\delta_k = \sup_{\hat{\mathbf{x}} \in \Sigma_k} \left| \|\Psi \hat{\mathbf{x}}\|_2^2 - 1 \right|.$$

Given $\delta < 1$, our objective is to show that, under the conditions described in the statement of the theorem, $\delta_k \leq \delta$.

We define the diagonal matrix $\mathbf{G} \in \mathbb{R}^{n \times n}$ as

$$\mathbf{G} = \begin{bmatrix} \frac{1}{\sqrt{g_1}} & & & \\ & \frac{1}{\sqrt{g_2}} & & \\ & & \ddots & \\ & & & \frac{1}{\sqrt{g_n}} \end{bmatrix},$$

in addition, given \mathcal{R} , we define the vector $\mathbf{x}_{r_i} \in \mathbb{R}^n$, where r_i with $1 \leq i \leq m$ is the i -th element of \mathcal{R} , as follows

$$x_{r_i, j} = \begin{cases} x_j & \text{if } j \in \bar{\mathcal{N}}_{r_i} \\ 0 & \text{if } j \notin \bar{\mathcal{N}}_{r_i} \end{cases}$$

and the block diagonal matrix $\mathbf{T}_x \in \mathbb{R}^{m \times nm}$ as

$$\mathbf{T}_x = \begin{bmatrix} \mathbf{x}_{r_1}^T \mathbf{G} & & & \\ & \mathbf{x}_{r_2}^T \mathbf{G} & & \\ & & \ddots & \\ & & & \mathbf{x}_{r_m}^T \mathbf{G} \end{bmatrix}.$$

Then, we can observe that

$$\begin{aligned} \|\Phi \mathbf{x}\| &= \sum_{i=1}^m |\varphi_i^T \mathbf{x}|^2 = \sum_{i=1}^m |\varphi_i^T \mathbf{x}_{r_i}|^2 = \sum_{i=1}^m |\mathbf{x}_{r_i}^T \varphi_i|^2 \\ &= \sum_{i=1}^m |\mathbf{x}_{r_i}^T \mathbf{G} \boldsymbol{\varepsilon}_i|^2 = \|\mathbf{T}_x \boldsymbol{\varepsilon}\|_2^2, \end{aligned}$$

where $\varphi_i \in \mathbb{R}^n$ is the i -th row of Φ , $\boldsymbol{\varepsilon}_i \in \mathbb{R}^n$ is a rescaled version of φ_i having standard normal distribution and $\boldsymbol{\varepsilon} \in \mathbb{R}^{mn}$ is made by stacking all the vectors $\boldsymbol{\varepsilon}_i$. Thus, if we define the matrix set $\mathcal{T}_x = \{\mathbf{T}_x : \hat{\mathbf{x}} \in \Sigma_k\}$, we have completely expressed our problem in the setting of Lemma 1. To apply this lemma we have first to compute $d_2(\mathcal{T}_x)$, $d_F(\mathcal{T}_x)$

and $\gamma_2(\mathcal{T}_x, \|\cdot\|_2)$. In order to compute these quantities, we first observe that

$$\begin{aligned} \|\mathbf{T}_x\|_2 &= \|\mathbf{T}_x \mathbf{T}_x^T\|_2^{\frac{1}{2}} \leq \frac{1}{\sqrt{g_{\min}}} \max_{1 \leq i \leq m} \|\mathbf{x}_{r_i}\|_2 \\ &= \frac{1}{\sqrt{g_{\min}}} \max_{1 \leq i \leq m} \|\mathbf{U}_{\mathcal{N}_{r_i}} \hat{\mathbf{x}}\|_2 \\ &\leq \sqrt{\frac{|\mathcal{N}^*|}{g_{\min}}} \max_{1 \leq i \leq n} \langle \mathbf{u}_i, \hat{\mathbf{x}} \rangle \\ &\leq \sqrt{\frac{|\mathcal{N}^*|}{g_{\min}}} \max_{1 \leq i \leq n} \|\mathbf{u}_i\|_{\infty} \|\hat{\mathbf{x}}\|_1 = \sqrt{\frac{|\mathcal{N}^*|}{g_{\min}}} \|\mathbf{U}\|_{\text{MAX}} \|\hat{\mathbf{x}}\|_1, \end{aligned} \quad (5)$$

where $\mathbf{U}_{\mathcal{N}_{r_i}} \in \mathbb{C}^{|\mathcal{N}_i| \times n}$ is the matrix \mathbf{U} restricted to the \mathcal{N}_{r_i} rows and $\mathbf{u}_i \in \mathbb{C}^n$ is the i -th row of \mathbf{U} . On the other hand, we can also write that

$$\begin{aligned} \|\mathbf{T}_x\|_2 &\leq \frac{1}{\sqrt{g_{\min}}} \max_{1 \leq i \leq m} \|\mathbf{x}_{r_i}\|_2 \leq \frac{1}{\sqrt{g_{\min}}} \|\mathbf{x}\|_2 \\ &= \frac{1}{\sqrt{g_{\min}}} \|\hat{\mathbf{x}}\|_2 \leq \frac{1}{\sqrt{g_{\min}}} \|\hat{\mathbf{x}}\|_1. \end{aligned} \quad (6)$$

From (5) and (6) we arrive at

$$\begin{aligned} \|\mathbf{T}_x\|_2 &\leq \frac{1}{\sqrt{g_{\min}}} \min \left(\sqrt{|\mathcal{N}^*|} \|\mathbf{U}\|_{\text{MAX}}, 1 \right) \|\hat{\mathbf{x}}\|_1 \\ &= \frac{\mu}{\sqrt{g_{\min}}} \|\hat{\mathbf{x}}\|_1 \end{aligned}$$

Now, we can compute the quantities used in Lemma 1. First, we can compute $d_2(\mathcal{T}_x)$ as follows

$$d_2(\mathcal{T}_x) = \sup_{\mathbf{T}_x \in \mathcal{T}_x} \|\mathbf{T}_x\|_2 \leq \frac{\mu}{\sqrt{g_{\min}}} \sup_{\hat{\mathbf{x}} \in \Sigma_k} \|\hat{\mathbf{x}}\|_1 \leq \mu \sqrt{\frac{k}{g_{\min}}},$$

Second, we have that

$$\begin{aligned} d_F(\mathcal{T}_x) &= \sup_{\mathbf{T}_x \in \mathcal{T}_x} \sqrt{\text{tr}(\mathbf{T}_x \mathbf{T}_x^T)} = \sup_{\mathbf{T}_x \in \mathcal{T}_x} \sqrt{\sum_{i=1}^m \sum_{j=1}^n \frac{1}{g_j} x_{r_i, j}^2} \\ &= \sup_{\mathbf{T}_x \in \mathcal{T}_x} \|\mathbf{x}\| = \sup_{\mathbf{T}_x \in \mathcal{T}_x} \|\hat{\mathbf{x}}\| = 1. \end{aligned}$$

In order to compute $\gamma_2(\mathcal{T}_x, \|\cdot\|_2)$, we apply the same procedure used in [31] and we obtain that

$$\gamma_2(\mathcal{T}_x, \|\cdot\|_2) \leq c\mu \sqrt{\frac{k}{g_{\min}}} \log k \log n.$$

Finally, we can apply Lemma 1 and we obtain that

$$\mathbb{P} \left(\sup_{\hat{\mathbf{x}} \in \Sigma_k} \left| \|\Phi \hat{\mathbf{x}}\|_2^2 - 1 \right| > \delta \right) \leq -c \log^2 k \log^2 n,$$

which completes the proof. \square

We point out that Theorem 1 requires that Φ should be full row rank. If we consider a sampling strategy without repeated nodes like the second one presented in Section III-B, we have the theoretical guarantee that Φ is full rank, as shown in the following theorem.

Theorem 2. *Given a sampling set \mathcal{R} , where there are no repeated copies of the same node, set $\Phi = \mathbf{A}_{\mathcal{R}} \odot \Xi$, where*

Ξ is a random matrix with independent entries drawn from a continuous distribution. Then, Φ is a full row rank matrix.

Proof. Let φ_i be the i -th row of Φ . Given a subset \mathcal{W}_i of the set $\mathcal{R} - \{i\}$, we define the union of the supports of $\{\varphi_j\}_{j \in \mathcal{W}_i}$ as the set $\mathcal{C}_i = \bigcup_{j \in \mathcal{W}_i} \mathcal{N}_j$. Since the nonzero entries of Φ are drawn independently from a continuous distribution, we have that φ_i is linearly dependent with probability 1 if and only if exists a subset $\mathcal{W}_i \subseteq \mathcal{R} - \{i\}$ such that $\mathcal{N}_i \subseteq \mathcal{C}_i$ and $|\mathcal{W}_i| \geq |\mathcal{C}_i|$, i.e., $\text{span}(\{\varphi_j\}_{j \in \mathcal{W}_i}) = \mathbb{R}^{|\mathcal{C}_i|}$. Otherwise, φ_i is linearly dependent with probability 0 if and only if these conditions do not hold. Then, since $i \in \mathcal{C}_i$ and $j \in \mathcal{C}_i$ for all $j \in \mathcal{W}_i$ (because of the self loops), we obtain that $|\mathcal{C}_i| \geq |\mathcal{W}_i| + 1$. This means that φ_i is linearly dependent with probability 0, which concludes the proof. \square

B. Uniqueness of solution with known support

We now provide the conditions enabling the proposed method to achieve perfect reconstruct when the signal support is known a priori.

Theorem 3. *Given a graph \mathcal{G} and an orthobasis $\mathbf{U} \in \mathbb{C}^{n \times n}$, we consider a graph signal $\mathbf{x} \in \mathbb{R}^n$ having a k -sparse representation under the basis \mathbf{U} with known support \mathcal{S} , i.e., $\mathbf{x} = \mathbf{U}_{|\mathcal{S}} \hat{\mathbf{x}}_{\mathcal{S}}$ and measurements $\mathbf{y} = \Phi \mathbf{x} = \Psi \hat{\mathbf{x}} = \Psi_{|\mathcal{S}} \hat{\mathbf{x}}_{\mathcal{S}}$. Then, perfect reconstruction is achieved when $g_{\min} \geq k$.*

Proof. In order to show that we can achieve perfect reconstruction, we have to prove that, under the conditions described in the statement of the theorem, the matrix $\Psi_{|\mathcal{S}}$ is full rank $\forall \mathcal{S}$ such that $|\mathcal{S}| = k$. Therefore, the k columns of $\Psi_{|\mathcal{S}}$ should be linearly independent. Let ψ_i be the i -th column of $\Psi_{|\mathcal{S}}$, given any ψ_j with $j \neq i$, we point out that

$$\mathbb{E}[\psi_j^T \psi_i] = \mathbb{E}[\mathbf{u}_j^T \Phi^T \Phi \mathbf{u}_i] = \mathbf{u}_j^T \mathbb{E}[\Phi^T \Phi] \mathbf{u}_i = \mathbf{u}_j^T \mathbf{u}_i = 0,$$

where \mathbf{u}_i is the i -th column of \mathbf{U} . Thus, we can say that ψ_j and ψ_i , with $i \neq j$, are uncorrelated. We also recall that the entries of ψ_i , with $1 \leq i \leq n$, are linear combinations of Gaussian random variables, then ψ_i is a random vector with Gaussian entries. Moreover, it is easy to see that any linear combinations of ψ_i and ψ_j is still a random vector with Gaussian entries. Therefore, we can say that the entries of ψ_i and ψ_j are jointly Gaussian distributed [38]. Then, since ψ_i and ψ_j are uncorrelated and their entries are jointly Gaussian distributed, from Theorem 4.5 in [39] we can say that the entries of ψ_i and ψ_j are independent.

Let \mathcal{S}_i be the support of ψ_i . Then, since we have shown that $\forall j \in \mathcal{S}$ with $j \neq i$ ψ_i and ψ_j are pairwise independent random vectors whose entries are drawn from a continuous distribution, ψ_i is linearly dependent with probability 1 if and only if exists a subset $\mathcal{C}_i \subseteq \mathcal{S} - \{i\}$ with $\mathcal{S}_{\mathcal{C}_i} = \bigcup_{j \in \mathcal{C}_i} \mathcal{S}_j$ such that $\mathcal{S}_i \subseteq \mathcal{S}_{\mathcal{C}_i}$ and $|\mathcal{C}_i| \geq |\mathcal{S}_{\mathcal{C}_i}|$, i.e., $\text{span}(\{\psi_j\}_{j \in \mathcal{C}_i}) = \mathbb{R}^{|\mathcal{S}_{\mathcal{C}_i}|}$. Otherwise, ψ_i is linearly dependent with probability 0 if and only if these conditions do not hold. Then, for the second condition, we can observe that

$$k - 1 \geq |\mathcal{C}_i| \geq |\mathcal{S}_{\mathcal{C}_i}| \geq |\mathcal{S}_i|.$$

In order to compute $|\mathcal{S}_i|$, we recall that $\psi_i = \Phi \mathbf{u}_i$. Since \mathbf{u}_i is an orthonormal vector, we can say that exists at least one

nonzero entry l of the vector \mathbf{u}_i and the corresponding l -th column of Φ has g_l nonzero entries by construction. Therefore, we obtain that $|\mathcal{S}_i| \geq g_l \geq g_{\min}$, which completes the proof. \square

C. Discussion

As we have shown in Section IV-A, if we consider the second sampling strategy presented in Section III-B, we have the theoretical guarantee that the proposed method provides perfect reconstruction and stability to noise. Instead, the strategy presented in Section III-B that repeats dominating nodes can only have this guarantee if at every repetition the rank of the resulting matrix is checked to avoid the presence of subgraphs with linearly dependent measurements.

It is also important to underline the fundamental role of the minimum node multiplicity g_{\min} in Theorem 1. As we can see from Definition 5, the parameter g_{\min} represents the minimum number of times a node of the graph appears in the measurements and it is subject to the lower bounds in Theorem 1 and 3 in order to satisfy the RIP and perfect reconstruction conditions. For these reasons, the proposed sampling strategies aim to find the sampling node that provides the fastest increase of g_{\min} , as shown in Eq. (4).

Moreover, it is worth noting that, if we consider a dense sparsity basis \mathbf{U} , the condition of Theorem 3 on g_{\min} can be replaced by requiring $m \geq k$, because in this case we have the guarantee that Ψ is dense.

Another important parameter that appears in Theorem 1 is the graph-basis coherence $\mu(\mathbf{U})$. It can be easily verified that

$$\sqrt{\frac{\mathcal{N}^*}{n}} \leq \mu(\mathbf{U}) \leq 1.$$

If we consider an undirected cycle graph and take as orthonormal basis \mathbf{U} its GFT basis (which in this case corresponds to the Fourier basis), it can be shown that $\mu(\mathbf{U}) = \sqrt{\frac{2}{n}}$ [31].

Last, we also point out that our method is not affected if the graph is disconnected. In fact, the sampling strategy based on g_{\min} guarantees that all the connected components are fairly sampled. Therefore, even if the signal is localized in just a few components, we can still reconstruct the signal provided a sufficiently large number of measurements.

V. EXPERIMENTS

This section compares the performance of the proposed method with some other sampling methods for signals defined over graphs present in the literature.

A. Experimental setup

We consider a signal that is k -sparse in the GFT domain, defined as the eigenvectors of the normalized graph Laplacian \mathbf{L} . Depending on the particular experiment, the frequency support can either be the first k coefficients (bandlimited model) or k randomly chosen frequencies (random model). Tests are performed using the following graphs as implemented in the Matlab Graph Signal Processing Toolbox [40]: Minnesota, Sensor, Community. The dominating set is computed using

Table I
CONDITION NUMBER OF SAMPLING MATRIX ERDŐS-RÉNYI GRAPH,
 $n = 100, k = 10$

p_e	Method	Measurements					
		10	20	30	40	50	100
0.2	[20]	10^8	10^{17}	10^{19}	10^{20}	10^{22}	10^{28}
	Proposed	197.2	3.8	2.5	2.2	2.1	1.6
0.5	[20]	10^{10}	10^{17}	10^{18}	10^{19}	10^{19}	10^{25}
	Proposed	36.7	4.5	3.1	2.3	2.0	1.9
0.8	[20]	10^{12}	10^{17}	10^{17}	10^{17}	10^{18}	10^{21}
	Proposed	42.6	3.6	3.0	2.5	2.3	1.5

a greedy algorithm that at every step adds the node with the largest degree without any neighbors already in the dominating set.

We perform sampling and reconstruction experiments with both known and unknown signal support. When the support is known, we compare the proposed method with uniform random sampling [15], weighted random sampling [15] and the MinPinv [14] greedy approximation to the optimal sampling and reconstruction problem. Notice that weighted random sampling and MinPinv require knowledge of the signal support, so we only test uniform random sampling when the support is unknown. Notice that with respect to the other techniques, the proposed method with the repeated dominating nodes does not reduce locality when increasing the number of measurements: only $|\mathcal{D}^p| \leq n$ nodes are aggregation points. Also, the hop parameter p decreases as m increases. All the results are averaged over 1000 runs.

Finally, we do not show any reconstruction results for the successive local aggregations method of [20]. This method suffers from numerical instability even for moderately-sized graphs so that the reconstruction error quickly explodes for the sizes used in our experiments. Table I highlights this fact by reporting the high value of the condition number of the matrix Ψ obtained with such method, for the Erdős-Rényi graph with edge probability p_e . As mentioned in Section II-C this is due to the poor conditioning of the Vandermonde matrix constructed by the sampling procedure.

B. System behavior

We show the size of the p -hop dominating set as returned by the greedy algorithm for the Minnesota and Sensor graphs. From Fig. 1 it can be noticed that the Minnesota graph has a particularly large dominating set due to the low degree of many nodes. However, the dominating set quickly shrinks once multiple hops are considered.

C. Reconstruction: known support

In this experiment, the signal support in the frequency domain is known. However, the true sparse signal is corrupted by additive white Gaussian noise with standard deviation σ , i.e., measurements are computed as $\mathbf{y} = \Phi(\mathbf{x} + \mathbf{n})$. Least-squares reconstruction is performed by computing the

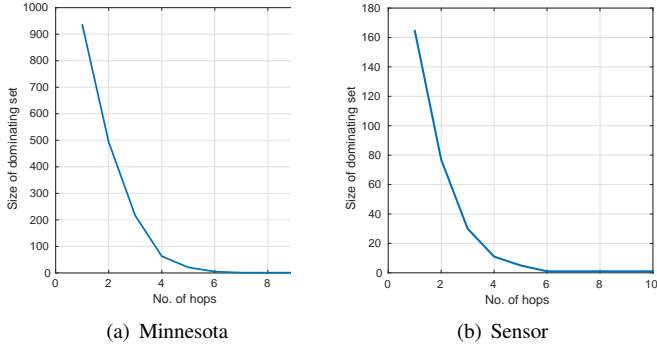


Figure 1. Size of dominating set as function of number of hops used to consider two nodes a neighbors ($n = 2642$ for Minnesota, $n = 1000$ for Sensor).

pseudoinverse of the product between the sampling operator and the basis, restricted to the columns in the support:

$$\begin{aligned}\hat{\mathbf{x}}_S^* &= (\Psi|_S)^+ \mathbf{y} \\ \mathbf{x}^* &= \mathbf{U}\hat{\mathbf{x}}^*\end{aligned}$$

Finally, we estimate the mean squared error (MSE) between the reconstructed signal \mathbf{x}^* and the original noiseless signal \mathbf{x} as:

$$\text{MSE} = 10 \log_{10} (n^{-1} \|\mathbf{x}^* - \mathbf{x}\|^2).$$

Fig. 2 shows the reconstruction MSE for the Sensor and Community graphs, as function of the number of measurements for a fixed noise standard deviation. We notice that the MinPinv algorithm [14] performs best, as expected since it approximates the optimal solution to the sampling problem which would minimize the reconstruction MSE. Its drawback is that it is computationally expensive and not very flexible, as it can only be applied if the support is known. The proposed method is typically close to MinPinv, especially for a lower number of measurements where it outperforms methods based on uniform or weighted random sampling. We notice that the proposed method has a different error floor with respect to other methods for a large number of measurements due to the construction of the sampling matrix. However, it is not particularly interesting as this floor occurs for low values of MSE. We also notice that the proposed method works well even with the random model, when uniform random sampling exhibits poor performance.

Fig. 3 reports the results for the Minnesota graph. It is important to notice that the proposed method is stable in presence of noise, as confirmed by 3(b) where the slope matches the ones of the quasi-optimal MinPinv. We also observe that the two node selection strategies are fairly equivalent. Finally, we note that all the tests achieved perfect reconstruction with $m = k$ when no noise is added.

D. Reconstruction: unknown support

This experiment reconstructs signals with unknown frequency support by using ℓ_1 minimization, as defined in Eq. (1). No noise is added in this experiment and we measure the probability of perfect reconstruction, defined as a MSE lower than -40 dB, as a function of the number of measurements.

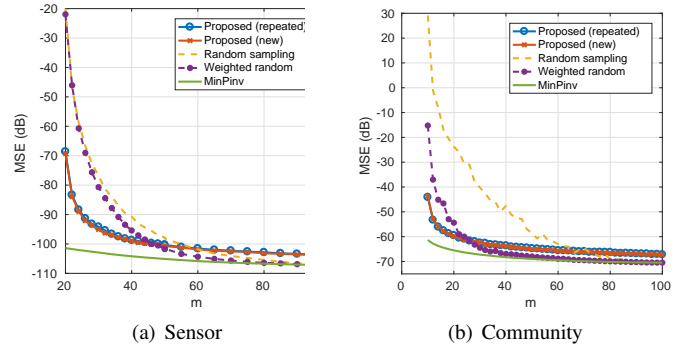


Figure 2. Reconstruction MSE as function of number of measurements. Sensor graph, $n = 100$, $k = 20$, bandlimited model. Community graph, $n = 100$, $k = 10$, random model. Noise standard deviation $\sigma = 10^{-5}$.

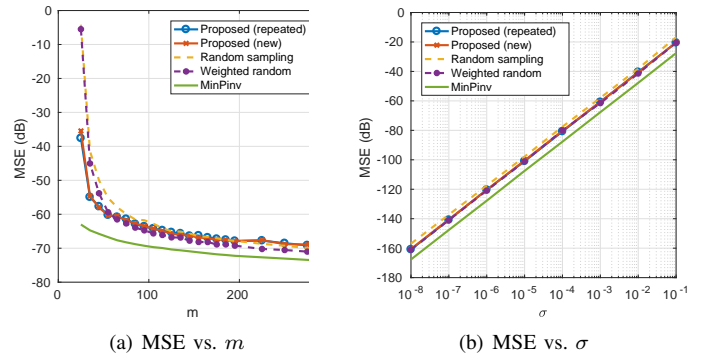


Figure 3. Reconstruction MSE as function of number of measurements m and noise standard deviation σ . Minnesota graph, $n = 2642$, $k = 25$, bandlimited model. (a) $\sigma = 10^{-3}$, (b) $m = 65$.

Fig. 4 shows the probability of perfect reconstruction for the Minnesota and Sensor graphs. It can be noticed that the phase transition of the proposed method occurs at a lower number of measurements with respect to uniform random sampling. Fig. 5 reports the same experiment on the community graph. Notice how random sampling performs well for a bandlimited signal but degrades with respect to the proposed method when the support is chosen at random.

VI. CONCLUSIONS

We proposed a sampling algorithm for signals defined over graphs that combines locality and universality. Drawing concepts from the theories of compressed sensing and graph signal processing, we derived a method with theoretical guarantees in terms of reconstruction and stability to noise for any graph topology and any orthonormal basis where the signal has a sparse representation. The algorithm is agnostic to information on the signal support and only requires interactions between a selected set of nodes and their neighbors.

REFERENCES

- [1] D. I. Shuman, S. K. Narang, P. Frossard, A. Ortega, and P. Vandergheynst, "The emerging field of signal processing on graphs: Extending high-dimensional data analysis to networks and other irregular domains," *IEEE Signal Processing Magazine*, vol. 30, no. 3, pp. 83–98, May 2013.
- [2] I. Jablonski, "Graph signal processing in applications to sensor networks, smart grids and smart cities," *IEEE Sensors Journal*, vol. PP, no. 99, pp. 1–1, Dec. 2017.

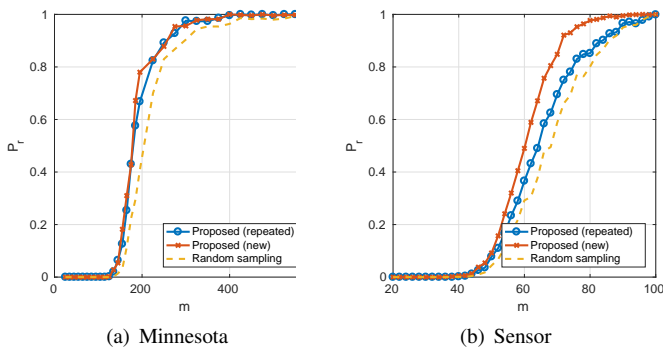


Figure 4. Support unknown: probability of perfect recovery as function of number of measurements m . Minnesota graph, $n = 2642$, $k = 25$, bandlimited model. Sensor graph, $n = 100$, $k = 20$, bandlimited model.

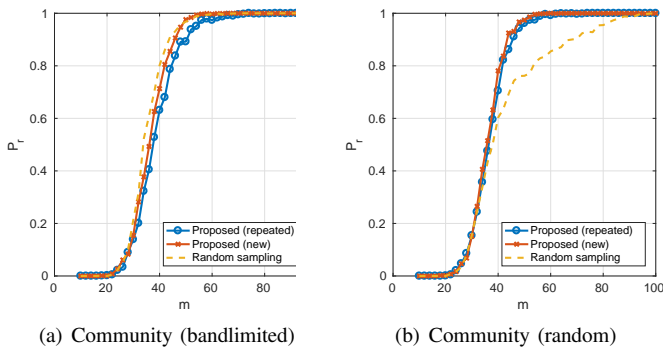


Figure 5. Support unknown: probability of perfect recovery as function of number of measurements m . Community graph, $n = 100$, $k = 10$, (a) bandlimited model, (b) random model.

- [3] D. Lazer, A. Pentland, L. Adamic, S. Aral, A.-L. Barabási, D. Brewer, N. Christakis, N. Contractor, J. Fowler, M. Gutmann, T. Jebara, G. King, M. Macy, D. Roy, and M. Van Alstyne, "Computational social science," *Science*, vol. 323, no. 5915, pp. 721–723, Feb. 2009.
- [4] E. H. Davidson, J. P. Rast, P. Oliveri, A. Ransick, C. Caletani, C.-H. Yuh, T. Minokawa, G. Amore, V. Hinman, C. Arenas-Mena, O. Otim, C. T. Brown, C. B. Livi, P. Y. Lee, R. Revilla, A. G. Rust, Z. j. Pan, M. J. Schilstra, P. J. C. Clarke, M. I. Arnone, L. Rowen, R. A. Cameron, D. R. McClay, L. Hood, and H. Bolouri, "A genomic regulatory network for development," *Science*, vol. 295, no. 5560, pp. 1669–1678, Mar. 2002.
- [5] W. Huang, L. Goldsberry, N. F. Wymbs, S. T. Grafton, D. S. Bassett, and A. Ribeiro, "Graph frequency analysis of brain signals," *IEEE Journal of Selected Topics in Signal Processing*, vol. 10, no. 7, pp. 1189–1203, Oct. 2016.
- [6] D. Thanou, P. A. Chou, and P. Frossard, "Graph-based compression of dynamic 3D point cloud sequences," *IEEE Transactions on Image Processing*, vol. 25, no. 4, pp. 1765–1778, April 2016.
- [7] G. Fracastoro and E. Magli, "Predictive graph construction for image compression," in *2015 IEEE International Conference on Image Processing (ICIP)*, Sept. 2015, pp. 2204–2208.
- [8] G. Fracastoro, D. Thanou, and P. Frossard, "Graph transform learning for image compression," in *2016 Picture Coding Symposium (PCS)*, Dec. 2016, pp. 1–5.
- [9] W. Hu, G. Cheung, A. Ortega, and O. C. Au, "Multiresolution graph fourier transform for compression of piecewise smooth images," *IEEE Transactions on Image Processing*, vol. 24, no. 1, pp. 419–433, Jan. 2015.
- [10] A. Sandryhaila and J. M. F. Moura, "Big data analysis with signal processing on graphs: Representation and processing of massive data sets with irregular structure," *IEEE Signal Processing Magazine*, vol. 31, no. 5, pp. 80–90, Sept. 2014.
- [11] D. L. Donoho, "Compressed sensing," *IEEE Transactions on Information Theory*, vol. 52, no. 4, pp. 1289–1306, April 2006.
- [12] D. K. Hammond, P. Vandergheynst, and R. Gribonval, "Wavelets on graphs via spectral graph theory," *Applied and Computational Harmonic Analysis*, vol. 30, no. 2, pp. 129–150, Mar. 2011.
- [13] G. Leus, S. Segarra, A. Ribeiro, and A. G. Marques, "The dual graph shift operator: Identifying the support of the frequency domain," *arXiv preprint arXiv:1705.08987*, 2017.
- [14] M. Tsitsvero, S. Barbarossa, and P. D. Lorenzo, "Signals on graphs: Uncertainty principle and sampling," *IEEE Transactions on Signal Processing*, vol. 64, no. 18, pp. 4845–4860, Sept. 2016.
- [15] G. Puy, N. Tremblay, R. Gribonval, and P. Vandergheynst, "Random sampling of bandlimited signals on graphs," *Applied and Computational Harmonic Analysis*, Mar. 2016.
- [16] S. Chen, R. Varma, A. Sandryhaila, and J. Kovacevic, "Discrete signal processing on graphs: Sampling theory," *IEEE Transactions on Signal Processing*, vol. 63, no. 24, pp. 6510–6523, Dec 2015.
- [17] A. Anis, A. Gadde, and A. Ortega, "Efficient sampling set selection for bandlimited graph signals using graph spectral proxies," *IEEE Transactions on Signal Processing*, vol. 64, no. 14, pp. 3775–3789, July 2016.
- [18] D. Romero, M. Ma, and G. B. Giannakis, "Kernel-based reconstruction of graph signals," *IEEE Transactions on Signal Processing*, vol. 65, no. 3, pp. 764–778, Feb. 2017.
- [19] L. F. Chamon and A. Ribeiro, "Greedy sampling of graph signals," *arXiv preprint arXiv:1704.01223*, 2017.
- [20] A. G. Marques, S. Segarra, G. Leus, and A. Ribeiro, "Sampling of graph signals with successive local aggregations," *IEEE Transactions on Signal Processing*, vol. 64, no. 7, pp. 1832–1843, April 2016.
- [21] X. Wang, J. Chen, and Y. Gu, "Local measurement and reconstruction for noisy bandlimited graph signals," *Signal Processing*, vol. 129, pp. 119–129, Dec. 2016.
- [22] E. J. Candes and T. Tao, "Near-optimal signal recovery from random projections: Universal encoding strategies?" *IEEE Transactions on Information Theory*, vol. 52, no. 12, pp. 5406–5425, Dec. 2006.
- [23] R. Varma, S. Chen, and J. Kovacevic, "Spectrum-blind signal recovery on graphs," in *2015 IEEE 6th International Workshop on Computational Advances in Multi-Sensor Adaptive Processing (CAMSAP)*, Dec. 2015, pp. 81–84.
- [24] A. Sandryhaila and J. M. Moura, "Discrete signal processing on graphs: Frequency analysis," *IEEE Transaction on Signal Processing*, vol. 62, no. 12, pp. 3042–3054, June 2014.
- [25] E. J. Candes and T. Tao, "Decoding by linear programming," *IEEE Transactions on Information Theory*, vol. 51, no. 12, pp. 4203–4215, Dec. 2005.
- [26] R. Baraniuk, M. Davenport, R. DeVore, and M. Wakin, "A simple proof of the restricted isometry property for random matrices," *Constructive Approximation*, vol. 28, no. 3, pp. 253–263, Dec. 2008.
- [27] S. Mendelson, A. Pajor, and N. Tomczak-Jaegermann, "Uniform uncertainty principle for bernoulli and subgaussian ensembles," *Constructive Approximation*, vol. 28, no. 3, pp. 277–289, Dec. 2008.
- [28] J. Haupt, W. Bajwa, G. Raz, and R. Nowak, "Toeplitz compressed sensing matrices with applications to sparse channel estimation," *IEEE Transactions on Information Theory*, vol. 56, no. 11, pp. 5862–5875, Nov. 2010.
- [29] J. Vyřal, "A variant of the Johnson-Lindenstrauss lemma for circulant matrices," *Journal of Functional Analysis*, vol. 26, no. 4, pp. 1096–1105, Feb. 2011.
- [30] H. L. Yap, A. Eftekhari, M. B. Wakin, and C. J. Rozell, "The restricted isometry property for block diagonal matrices," in *2011 45th Annual Conference on Information Sciences and Systems*, March 2011, pp. 1–6.
- [31] A. Eftekhari, H. L. Yap, C. J. Rozell, and M. B. Wakin, "The restricted isometry property for random block diagonal matrices," *Applied and Computational Harmonic Analysis*, vol. 38, no. 1, pp. 1–31, Jan. 2015.
- [32] M. F. Duarte and Y. C. Eldar, "Structured compressed sensing: From theory to applications," *IEEE Transactions on Signal Processing*, vol. 59, no. 9, pp. 4053–4085, Sept. 2011.
- [33] D. Valsesia and E. Magli, "Compressive signal processing with circulant sensing matrices," in *2014 IEEE International Conference on Acoustics, Speech and Signal Processing (ICASSP)*, May 2014, pp. 1015–1019.
- [34] V. Y. Pan, "How bad are Vandermonde matrices?" *SIAM Journal on Matrix Analysis and Applications*, vol. 37, no. 2, pp. 676–694, 2016.
- [35] M. R. Garey and D. S. Johnson, *Computers and Intractability: A Guide to the Theory of NP-Completeness*. New York, NY, USA: W. H. Freeman & Co., 1990.
- [36] L. Jia, R. Rajaraman, and T. Suel, "An efficient distributed algorithm for constructing small dominating sets," *Distributed Computing*, vol. 15, no. 4, pp. 193–205, Dec. 2002.
- [37] F. Krahmer, S. Mendelson, and H. Rauhut, "Suprema of chaos processes and the restricted isometry property," *Communications on Pure and Applied Mathematics*, vol. 67, no. 11, pp. 1877–1904, Nov. 2014.
- [38] A. Gut, *An Intermediate Course in Probability*. Springer, 2009.

- [39] R. V. Hogg, E. Tanis, and D. Zimmerman, *Probability and statistical inference*. Pearson Higher Ed, 2014.
- [40] N. Perraudin, J. Paratte, D. Shuman, L. Martin, V. Kalofolias, P. Vandergheynst, and D. K. Hammond, “GSPBOX: A toolbox for signal processing on graphs,” *arXiv preprint arXiv:1408.5781*, 2014.