

Multidimensional Constellations for Uplink SCMA Systems — A Comparative Study

Monirosharieh Vameghestahbanati, Ian Marsland, *Member, IEEE*, Ramy H. Gohary, *Senior Member, IEEE*, and Halim Yanikomeroglu, *Fellow, IEEE*

Abstract—Sparse code multiple access (SCMA) is a class of non-orthogonal multiple access (NOMA) that is proposed to support uplink machine-type communication services. In an SCMA system, designing multidimensional constellation plays an important role in the performance of the system. Since the behaviour of multidimensional constellations highly depends on the type of the channel, it is crucial to employ a constellation that is suitable for a certain application. In this paper, we first highlight and review the key performance indicators (KPIs) of multidimensional constellations that should be considered in their design process for various channel scenarios. We then provide a survey on the known multidimensional constellations in the context of SCMA systems with their design criteria. The performance of some of those constellations are evaluated for uncoded, high-rate, and low-rate LTE turbo-coded SCMA systems under different channel conditions through extensive simulations. All turbo-coded comparisons are performed for bit-interleaved coded modulation, with a concatenated detection and decoding scheme. Simulation results confirm that multidimensional constellations that satisfy KPIs of a certain channel scenario outperform others. Moreover, the bit error rate performance of uncoded systems, and the performance of the coded systems are coupled to their bit-labeling. The performance of the systems also remarkably depends on the behavior of the multi-user detector at different signal-to-noise ratio regions.

Index Terms—Non-orthogonal multiple access (NOMA), Sparse code multiple access (SCMA), low density spreading (LDS), multidimensional constellation, fading channels, message passing algorithm (MPA), bit-interleaved coded modulation (BICM), key performance indicators (KPIs).

I. INTRODUCTION

ONE key difference among the generations of wireless systems from 1G to 4G arises in various multiple access schemes. That is, 1G operates with frequency division multiple access (FDMA), 2G with time division multiple access (TDMA), 3G with code division multiple access (CDMA), and 4G with orthogonal frequency division multiple access (OFDMA). FDMA, TDMA, CDMA, and OFDMA are generally orthogonal multiple access (OMA) schemes, wherein orthogonal resources (time, frequency, or code) are allocated

to different users to avoid the interference among them¹ [1], [2]. However, to provide even higher spectral efficiency, future wireless systems are likely to employ non-orthogonal multiple access (NOMA) [3]–[6]. NOMA allocates resource elements (REs) to users in a non-orthogonal fashion, allowing multiple users to share the same REs. Hence, it improves the spectral efficiency of the system, meeting the needs of the ever-growing demand for mobile Internet and the Internet of Things (IoT) [7], [8].

The various NOMA techniques that exist by far can be categorized into three main classes [9]: multiple-domain NOMA, power-domain NOMA, and code-domain NOMA. We describe them briefly with the emphasis on the code-domain NOMA.

A. Multiple-domain NOMA

Multiple-domain NOMA superimposes multiple users in multiple domain, such as the power domain, the code domain, and the spatial domain [9]. Pattern division multiple access (PDMA) [10] and lattice partition multiple access (LDMA) [11] are two examples of this type of NOMA.

B. Power-domain NOMA

The power-domain NOMA (also referred as the single-carrier NOMA [12]) can support multiple users within the same RE by allocating different power levels to them [13]–[15]. Successive interference cancellation (SIC) is used at the receiver to detect the transmitted signals. It is shown in [16] that if both NOMA and OMA employ optimal resource allocation, NOMA can still outperform the conventional OMA. Power-domain NOMA is considered as a potential scheme for 5G systems, specially for downlink scenarios [9], [17].

C. Code-domain NOMA

Code-domain NOMA, also referred to as multi-carrier NOMA in [12], can serve multiple users within the same RE. In code-domain NOMA, users are differentiated by their

¹To be precise, in 3G, the downlink uses orthogonal CDMA (Walsh-Hadamard codes); but the uplink in general uses non-orthogonal CDMA through pseudo noise-codes (PN-codes). This is due to the fact that orthogonality requires chip-level synchronization; this is next-to-trivial to achieve in the downlink, while very difficult in the uplink. That is, even if the orthogonal Walsh-Hadamard codes are used in the uplink, since the chip-level synchronization is lost due to different propagation times, the received signals at the BS become no longer chip-level synchronized, i.e., the orthogonality is not maintained. As such, other design alternatives that perform better in the absence of chip-level synchronization are used instead of the Walsh-Hadamard codes.

This work is supported in part by an Ontario Trillium Scholarship, in part by Huawei Canada Co., Ltd., and in part by the Ontario Ministry of Economic Development and Innovations Ontario Research Fund - Research Excellence (ORF-RE) program.

The authors are with the Department of Systems and Computer Engineering, Carleton University, Ottawa, ON K1S 5B6, Canada (email: mvamegh@sce.carleton.ca; ianm@sce.carleton.ca; gohary@sce.carleton.ca; halim@sce.carleton.ca).

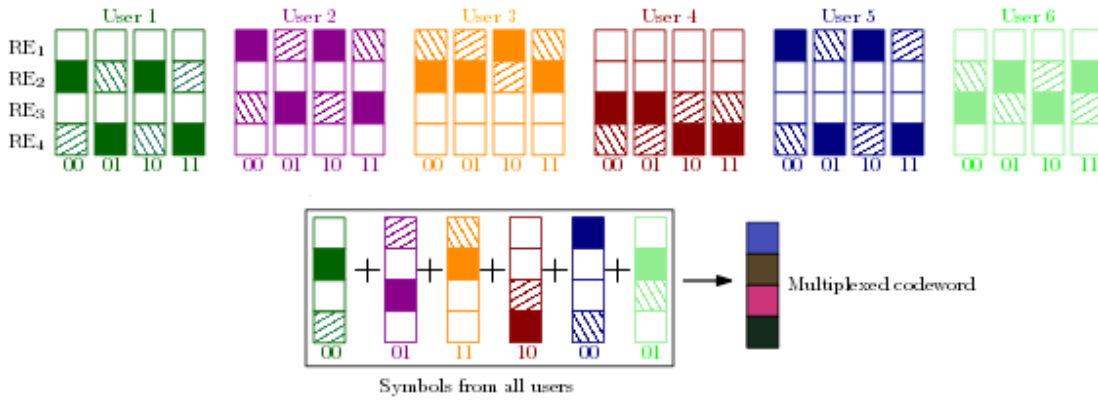


Fig. 1. Illustration of an SCMA system with four REs and six users. Each user employs a 4-point multidimensional constellation, and is assigned to two REs out of the four REs. Each RE is shown by a square, and the REs are labeled from RE₁ to RE₄. The users are labeled from User 1 to User 6, and are shown by the different colors, representing their different constellations. Each constellation point of each user is tagged by 00, 01, 10, or 11, and shown by a rectangle consisting of four squares, corresponding to the four REs.

different codes. Low density signature/spreading (LDS) [18]–[23] is one of the early code-domain NOMA techniques, where each user’s data is spread over multiple number of REs in a *sparse* manner. In other words, each user is assigned to only a subset of the available REs. As such, the multi-user interference pattern at the receiver entails a low density graph [24], reducing the complexity of the multi-user detection at the receiver. In LDS, all users employ the repetition of the quadrature amplitude modulation (QAM) constellations to spread their information over their pre-assigned REs.

Sparse code multiple access (SCMA) [25] is a novel code-domain NOMA scheme that is essentially an enhanced variation of LDS. That is, each RE is shared among only a subset of active users. Nevertheless, unlike LDS, SCMA users map their incoming bits to multidimensional constellations to spread their information. For illustrative purposes, consider an SCMA system with four REs and six users as depicted in Fig. 1, wherein each user employs a 4-point multidimensional constellation. Each RE is shown by a square, and the REs are labeled from RE₁ to RE₄. The users are labeled from User 1 to User 6, and are differentiated by the different colors, representing their different constellations. Each constellation point of each user is tagged by 00, 01, 10, or 11, and shown by a rectangle consisting of four squares, corresponding to the four REs. Each user is assigned to two REs out of the four available REs that are colored/tiled. As an example, User 1 is shown with the dark-green color, and is assigned to RE₂ and RE₄. Each user selects a symbol, e.g., in Fig. 1, User 1 selects 00, User 2, 01, User 3, 11, User 4, 10, User 5, 00, and User 6, 01, that are multiplexed and transmitted over the channel.

Designing good multidimensional constellations plays an important role in the performance of SCMA systems. In fact, it is a key feature that distinguishes SCMA from other NOMA techniques [26]. The design of multidimensional constellation has been studied for downlink SCMA systems in e.g., [27]–[34], and for uplink SCMA systems in e.g., [35]–[49]. Since SCMA systems have been proposed to support uplink machine-type communication services [1], [2], [50], the focus of this paper is on uplink SCMA systems.

In this paper, we highlight and review the key perfor-

mance indicators (KPIs) of multidimensional constellations that should be considered in their design process under various channel scenarios. We provide an overview of the multidimensional constellations proposed for uplink SCMA systems in [35]–[49] with their design criteria. The performance of a subset of those constellations are then evaluated for uncoded, high-rate, and low-rate LTE turbo-coded SCMA systems over different channel conditions. It is assumed that the channel state information (CSI) is not available at the transmitter. We use the widely used near-optimal message passing algorithm in the logarithmic domain (Log-MPA) [51], [52] for the multi-user detection, and employ the multiuser detection and the turbo decoding separately in a concatenated manner as in [25], [35], [53]. All turbo-coded comparisons are performed for bit-interleaved coded modulation (BICM). Simulation results confirm that multidimensional constellations that satisfy KPIs of a certain channel scenario outperform other multidimensional constellations in that scenario. Moreover, the bit error rate (BER) performance of uncoded systems, and the performance of the coded systems are tied to their bit-labeling. The performance of the systems also remarkably depends on the behavior of the multi-user detector at different signal-to-noise ratio regions. We also present a number of possible research directions.

The rest of this paper is organized as follows. We provide the uplink SCMA system model in Section II. In Section IV, we introduce the channel models of interest, and review the KPIs of multidimensional constellations under those channel scenarios. We then provide an overview on the multidimensional constellations proposed for SCMA systems in Section V. In Section VI, we evaluate the performance of the system under different conditions. Section VII concludes the paper, and shed some lights for the future research directions.

II. UPLINK SCMA SYSTEM MODEL

Consider an uplink SCMA system with K users and N orthogonal resource elements (REs), where $N < K$, and each

user is assigned to only $d_v \ll N$ REs out of the N REs. For a fully-loaded system, the following relationship holds:

$$K = \binom{N}{d_v}. \quad (1)$$

In an M -point signal constellation of each user, each $L_M = \log_2 M$ bits are represented by one constellation point. Let K_c and N_c denote the length of the message word, and the length of the codeword output from the channel encoder, respectively. The codewords are then divided into N_c/L_M digital symbols of L_M bits each. Let $c_k = (c_{k,1}, \dots, c_{k,L_M})$, $c_{k,l} \in (0, 1)$, $l \in \{1, \dots, L_M\}$, be the bits conveyed in one symbol for user $k \in \{1, \dots, K\}$. Each symbol is mapped to an N -dimensional sparse complex codeword, $\mathbf{v}_{k,m} = (v_{1,k}, \dots, v_{N,k})^T$, $m \in \{1, \dots, M\}$. The N -dimensional complex codeword $\mathbf{v}_{k,m}$ is a sparse vector with $d_v \ll N$ non-zero entries, and is selected from an N -dimensional codebook, \mathbf{V}_k of size M . The d_v non-zero entries of each N -dimensional complex codeword $\mathbf{v}_{k,m}$ constitutes a d_v -dimensional complex constellation, $\mathbf{x}_{k,m}$, which is equivalent to a $2d_v$ -dimensional real constellation², and is selected from a d_v -dimensional complex constellation \mathbf{X}_k of size M . The position of the d_v non-zero entries of $\mathbf{v}_{k,m}$ is determined by the $N \times d_v$ user-to-RE mapping matrix, \mathbf{F}_k , so $\mathbf{v}_{k,m} = \mathbf{F}_k \mathbf{x}_{k,m}$. The N -dimensional user-to-RE indicator column vector for each user is then defined by the column vector

$$\mathbf{s}_k = \text{diag}(\mathbf{F}_k \mathbf{F}_k^T), \quad (2)$$

and the user-to-RE indicator matrix, $\mathbf{S} = [\mathbf{s}_1 \dots \mathbf{s}_K]$ constitutes a sparse $N \times K$ matrix with each of its columns corresponding to each user with d_v non-zero elements, identifying the d_v REs that are assigned to each user. In a similar vein, each row of \mathbf{S} corresponds to each RE with d_c non-zero elements, identifying the users connected to each RE.

At the receiver, the N -dimensional received column vector \mathbf{y} can be expressed as

$$\begin{aligned} \mathbf{y} &= \sum_{k=1}^K \text{diag}(\mathbf{h}_k) \mathbf{v}_{k,m} + \mathbf{w} \\ &= \sum_{k=1}^K \text{diag}(\mathbf{h}_k) \mathbf{F}_k \mathbf{x}_{k,m} + \mathbf{w}, \end{aligned} \quad (3)$$

where $\mathbf{h}_k = (h_{1,k}, \dots, h_{N,k})$ represents the Rayleigh fading channel coefficient vector for user k , and $h_{n,k} \sim \mathcal{CN}(0, 1)$, $n \in \{1, \dots, N\}$. That is, each channel coefficient, $h_{n,k}$, has a complex Gaussian distribution with a mean of 0 and a variance of $E[|h_{n,k}|^2] = 1$. Further, $\mathbf{w} \sim \mathcal{CN}(0, N_0 \mathbf{I})$ is an N -dimensional vector of independent and identically distributed complex Gaussian noise with zero mean and a covariance matrix of $N_0 \mathbf{I}$.

Due to the sparsity of SCMA codewords, the near-optimal Log-MPA, which is discussed in [52], is used to detect the SCMA codewords. The output of the multi-user detector is then used to calculate the bit log-likelihood-ratios (LLRs), which are fed to the channel decoder to estimate the message

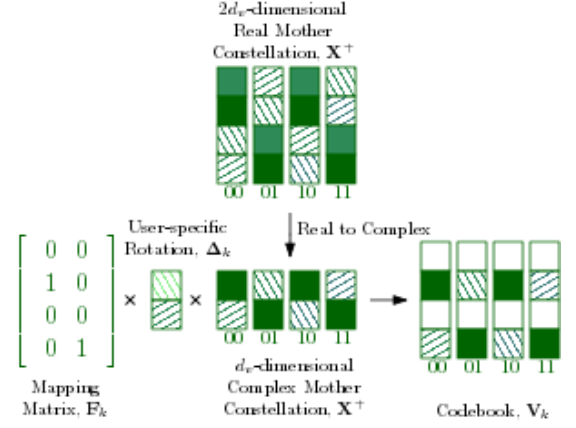


Fig. 2. Illustration of the sub-optimal SCMA multidimensional constellation design approach for each user.

words.

III. SCMA MULTIDIMENSIONAL CONSTELLATION DESIGN

The structure of an SCMA system, \mathcal{S} , with K users and N REs, with the user-to-RE mapping matrix of each user, \mathbf{F}_k , where each user occupies d_v REs, and employs an M -point N -dimensional codebook, can be written as [35]

$$\mathcal{S}(\mathcal{F}, \mathcal{X}; K, M, d_v, N), \quad (4)$$

where $\mathcal{X} = \{\mathbf{X}_k | k = 1, \dots, K\}$, and $\mathcal{F} = [\mathbf{F}_k]_{k=1}^K$. The SCMA codebook design problem involves finding the optimum user-to-RE mapping matrix, \mathcal{F}^* , along with the optimum multidimensional constellation, \mathcal{X}^* , and can be defined as

$$\mathcal{F}^*, \mathcal{X}^* = \arg \max_{\mathcal{F}, \mathcal{X}} D(\mathcal{S}(\mathcal{F}, \mathcal{X}; K, M, d_v, N)), \quad (5)$$

where D is a design criterion. A sub-optimal multi-stage optimization approach is deployed in [35]–[49] for uplink SCMA systems that comprises of finding \mathcal{F}^* first and then \mathcal{X}^* . Moreover, when the system is fully loaded, there is a unique solution for $\mathcal{F}^* = \mathcal{F}$. As such, the optimization problem of an SCMA system is reduced to

$$\mathcal{X}^* = \arg \max_{\mathcal{X}} D(\mathcal{S}(\mathcal{F}, \mathcal{X}; K, M, d_v, N)). \quad (6)$$

The problem is then to find K different M -point d_v -dimensional complex constellations. To further simplify this optimization problem, the SCMA multidimensional constellation design can be performed in two steps [25]: Firstly, to design a mother multidimensional constellation \mathbf{X}^+ , and secondly, to perform some user-specific unitary rotations on the mother constellation to generate user-specific multidimensional constellations (e.g., [54]). That is, $\mathbf{X}_k = \mathbf{X}^+ \Delta_k$, where Δ_k represents a user-specific rotation matrix. Therefore, $\mathcal{X} = \{\mathbf{X}^+ \Delta_k\}$. The optimization problem in (6) can be expressed as

$$\mathbf{X}^+, \{\Delta_k^*\} = \arg \max_{\{\mathbf{X}^+, \Delta_k\}} D(\mathcal{S}(\mathcal{F}, \{\mathbf{X}^+ \Delta_k\}; K, M, d_v, N)). \quad (7)$$

As a suboptimal approach, the mother constellation and the user-specific rotations are found separately [35]. Fig. 2 il-

²From now on, the term “ $2d_v$ -dimensional constellation” and the term “multidimensional constellation” are used interchangeably.

illustrates the sub-optimal process of designing the SCMA codebook for user k that is assigned to $d_v = 2$ out of $N = 4$ REs. Note that the primary purpose of user-specific rotations is to maintain uniquely decodable symbols for users that collide at the same RE. As in uplink scenarios the channel introduces random rotations to constellations, the optimization of 2-dimensional user-specific rotations becomes questionable. More illustrations on the importance of user-specific rotations are provided in Appendix A. That being said, the optimization of the mother constellation \mathbf{X}^+ has a significant impact on the performance of the SCMA system.

There are different criteria that should be considered in the design process of \mathbf{X}^+ under different conditions. In the following section, we highlight the key performance indicators (KPIs) of M -point multidimensional constellations under different channel scenarios. We then provide an overview of different approaches that have been performed to design SCMA multidimensional constellations in Section V.

IV. CHANNEL MODELS AND KEY PERFORMANCE INDICATORS

As SCMA has been proposed in a variety of contexts, we provide different channel scenarios under study in Section IV-A. We then review the KPIs that should be considered in the design process of M -point multidimensional mother constellations in Section IV-B.

A. Channel Models

The channel models under study are as follows:

- Case 1: Uncoded fading where each user observes the same channel coefficients over their d_v REs (FSC).
- Case 2: Uncoded fading where each user observes different channel coefficients over their d_v REs (FDC).
- Case 3: Coded fast fading where each user observes the same channel coefficients over their d_v REs (FFSC).
- Case 4: Coded fast fading where each user observes different channel coefficients over their d_v REs (FFDC).
- Case 5: Coded slow fading where each user observes the same channel coefficients over their d_v REs (SFSC).
- Case 6: Coded slow fading where each user observes different channel coefficients over their d_v REs (SFDC).

Case 1, 3, and 5 above refer to scenarios with d_v adjacent REs, which result in dependent fading channels (no diversity is attained). On the other hand, Case 2, 4, and 6 refer to scenarios with d_v non-adjacent REs, which result in independent fading channels (diversity is attained). By fast fading in Case 3 and 4, we mean each channel coefficient changes in every channel realization. On the contrary, by slow fading in Case 5 and 6, we mean each channel coefficient is constant for the duration of transmission of the whole turbo code of length N_c .

B. KPIs

In this section, we highlight the KPIs that should be considered in the design process of an M -point $2d_v$ -dimensional mother constellation, \mathbf{X}^+ , under different channel scenarios.

TABLE I
AN EXAMPLE OF A 4-POINT 4-DIMENSIONAL CONSTELLATION

| | \mathbf{x}_m | x_{m1} | x_{m2} |
|----|----------------|-----------|----------|
| 00 | (1, 0, 0, 0) | $1 + 0i$ | $0 + 0i$ |
| 01 | (0, 0, 0, 1) | $0 + 0i$ | $0 + 1i$ |
| 10 | (0, 0, 0, -1) | $0 + 0i$ | $0 - 1i$ |
| 11 | (-1, 0, 0, 0) | $-1 + 0i$ | $0 + 0i$ |

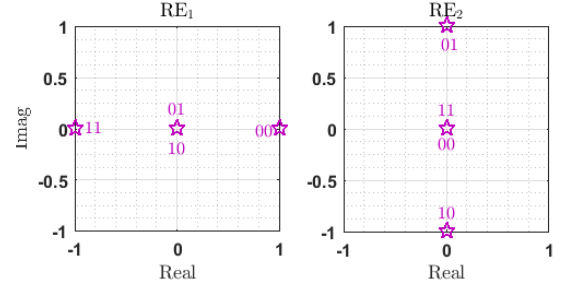


Fig. 3. The projection of a 4-point 4-dimensional constellation onto the first pre-assigned RE (RE_1), and the second pre-assigned RE (RE_2).

For notational brevity, we drop the superscript $+$ from \mathbf{X}^+ , and denote a $2d_v$ -dimensional real mother constellation by \mathbf{X} . Each constellation point is then represented by \mathbf{x}_m .

Multidimensional constellations can be projected onto a set of orthogonal 2-dimensional signal spaces (i.e., I and Q channels) where each projection can be transmitted independently (e.g., [55]). We represent the projection of the j th complex element of \mathbf{x}_m onto two dimensions by \mathbf{x}_{mj} , $1 \leq j \leq d_v$. For a scenario with $d_v = 2$, consider the 4-point 4-dimensional constellation in Table I. As we see, 00 is mapped to (1, 0, 0, 0), 01 to (0, 0, 0, 1), 10 to (0, 0, 0, -1), and 11 to (-1, 0, 0, 0). The projection of each constellation point onto the first pre-assigned RE (RE_1) and onto the second pre-assigned RE (RE_2) are denoted by x_{m1} and x_{m2} in Table I, and depicted in Fig. 3.

The average symbol energy of a constellation is defined as

$$E_s = \frac{1}{M} \sum_{m=1}^M \|\mathbf{x}_m\|^2. \quad (8)$$

In this paper, we have normalized the energies of all constellations to unity in order to provide a consistent comparison.

The KPIs of M -point $2d_v$ -dimensional constellations that significantly impact the performance of SCMA systems over different channel scenarios are as follows:

1) *Euclidian Distance*: The Euclidian distance between two constellation points, \mathbf{x}_m and $\mathbf{x}_{m'}$, $1 \leq m < m' \leq M$, is

$$d_E^{mm'} = \|\mathbf{x}_m - \mathbf{x}_{m'}\|, \quad (9)$$

The minimum Euclidian distance of a constellation is defined as

$$d_{E, \min} = \min \left\{ d_E^{mm'} \mid 1 \leq m < m' \leq M \right\}. \quad (10)$$

It is known that the minimum Euclidian distance of a constellation is a KPI in AWGN channels [56]–[58]. Moreover, in fading scenarios with d_v adjacent REs (dependent fading)

since the constellation points over the d_v REs are rotated and scaled by the same values (the same channel coefficients), the relative Euclidian distance between the constellation points remains intact. As such, $d_{E, \min}$ is an important factor in FSC, FFSC, SFSC.

2) *Euclidian Kissing Number*: The Euclidian kissing number, τ_E , is defined as the average number of constellation pairs at the minimum Euclidian distance $d_{E, \min}$, and is a KPI in FSC, FFSC, and SFSC.

3) *Product Distance*: The product distance between two d_v -dimensional complex constellation points, \mathbf{x}_m and $\mathbf{x}_{m'}$, is defined as [56]

$$d_P^{mm'} = \prod_{j \in \mathcal{J}_{mm'}} |x_{mj} - x_{m'j}|, \quad (11)$$

where x_{mj} and $x_{m'j}$ are the j th complex element of \mathbf{x}_m and $\mathbf{x}_{m'}$, respectively. Moreover, $\mathcal{J}_{mm'}$ denotes the set of dimensions, j , for which $x_{mj} \neq x_{m'j}$, i.e.,

$$\mathcal{J}_{mm'} = \{j \mid x_{mj} \neq x_{m'j}, 1 \leq j \leq d_v\}. \quad (12)$$

The minimum product distance is

$$d_{P, \min} = \min \left\{ d_P^{mm'} \mid 1 \leq m < m' \leq M \right\}. \quad (13)$$

It is known from [58]–[60] that maximizing the minimum product distance of the constellation points has an important impact on the performance of the system in fading scenarios with d_v non-adjacent REs (independent fading), i.e., FDC, FFDC, SFDC, especially at high SNRs.

4) *Product Kissing Number*: The product kissing number, τ_P , is defined as the average number of constellation pairs at the minimum product distance $d_{P, \min}$. It is shown in [59] that τ_P is one of the dominant factors in the symbol error probability of a multidimensional constellation in fading scenarios with d_v non-adjacent REs, i.e., FDC, FFDC, SFDC.

5) *Modulation Diversity Order*: The modulation/signal space diversity order, L , of a multidimensional constellation is defined as the minimum number of distinct components between any two constellation points [60]. In other words, L is the minimum Hamming distance between any two different constellation points. That is,

$$L = \min \{d_H(\mathbf{x}_m, \mathbf{x}_{m'}) \mid 1 \leq m < m' \leq M\}, \quad (14)$$

where $d_H(\mathbf{x}_m, \mathbf{x}_{m'})$ represents the *Hamming distance* between \mathbf{x}_m and $\mathbf{x}_{m'}$, i.e., the cardinality of $\mathcal{J}_{mm'}$ in (12). It is known (e.g., [58], [60], [61]) that L plays an important role in fading channels with d_v non-adjacent REs, i.e., FDC, FFDC, SFDC.³

6) *Number of Distinct Points*: In SCMA systems, the average number of distinct points, N_d , $0 < N_d \leq M$, along the projections of an M -point $2d_v$ -dimensional constellation onto two dimensions (I and Q channels) is a KPI in most scenarios, and is defined as

$$N_d = \frac{1}{d_v} \sum_{j=1}^{d_v} \sum_{m=1}^M \delta \left[\sum_{m' < m} C(|x_{mj} - x_{m'j}|) \right], \quad (15)$$

³It is worthwhile to note that the fading channel diversity order is equal to L in fading channels with d_v non-adjacent REs, i.e., FDC, FFDC, SFDC, whereas the fading channel diversity order is equal to 1 in fading channels with d_v adjacent REs, i.e., FSC, FFSC, SFSC.

where

$$C(z) = \begin{cases} 1 & \text{if } z = 0 \\ 0 & \text{if } z \neq 0 \end{cases}, \quad (16)$$

and $\delta[\cdot]$ denotes the Kronecker delta function.

For the constellation provided in Table I and depicted in Fig. 3, it is clear that both 01 and 10 overlap over RE₁, and both 00 and 11 overlap over RE₂. Referring to (15), for this constellation $N_d = 3$.

As we will discuss later in Section VI, in general, the higher N_d , the better the performance. That is, if there is an overlap among different symbols, i.e., $N_d \neq M$, in a scenario where one of the REs is in a deep fade, the transmitted symbol cannot easily be recovered from other REs.

7) *Bit-labeling*: In uncoded systems, the mapping function that maps the incoming bits to each constellation point, i.e., bit-labeling, has an impact on the BER performance. However, bit-labeling has no impact on the symbol error performance (SER) of uncoded systems [56]. In coded systems, bit-labeling plays an important role on the system performance in different channel scenarios (e.g., [62]). This can be due to the fact that in coded systems, the output of the detector is used to calculate the *bit* LLRs, which are then fed to the channel decoder. As such, the BER performance of the uncoded system gives some indication of the system performance in the presence of the channel coding.

Bit-labeling for BICM has been studied widely e.g., [61], [63]–[68]. In [68], it is conjectured that Gray labeling maximizes the capacity of BICM. In Gray labeling, two points in the constellations are adjacent (in terms of the Euclidian distance), if they differ in one bit position only. The multidimensional constellations based on hypercubes, e.g., constellations constructed similar to [60], with Gray labeling provide an equal error protection among their different bit levels. As such, they perform well when employed in conjunction with BICM. Note that by Gray labeling of the $2d_v$ -dimensional constellation, we mean Gray labeling in the $2d_v$ -dimensional space, and not necessarily Gray labeling along the projection of the constellation along two dimensions.

In addition to the KPIs mentioned above, the behavior of the multi-user detector at different SNR regions can accordingly effect the behavior of constellations in different scenarios. Moreover, the code rate has a significant impact on the system performance.

V. OVERVIEW OF SCMA MULTIDIMENSIONAL CONSTELLATIONS

In this section, we provide an overview of the M -point $2d_v$ -dimensional real constellations for uplink SCMA systems proposed in [18], [35]–[49] for $M \in \{4, 16\}$, and $d_v = 2$.⁴ That is, each user sends its data over two REs only⁵.

⁴We consider LDS as a class of SCMA where each user employs the repetition of a QAM constellation over the pre-assigned REs.

⁵Note that most of the constellations proposed for SCMA systems are given for $M \in \{4, 16\}$, $d_v = 2$. As an essential purpose of SCMA systems is to support massive connectivity in IoT applications [69], and not increasing the throughput of individual users, $M \in \{4, 16\}$ is a fair assumption. In addition, as the user-to-RE indicator matrix for an SCMA system requires to be a sparse matrix, $d_v = 2$ is an important scenario.

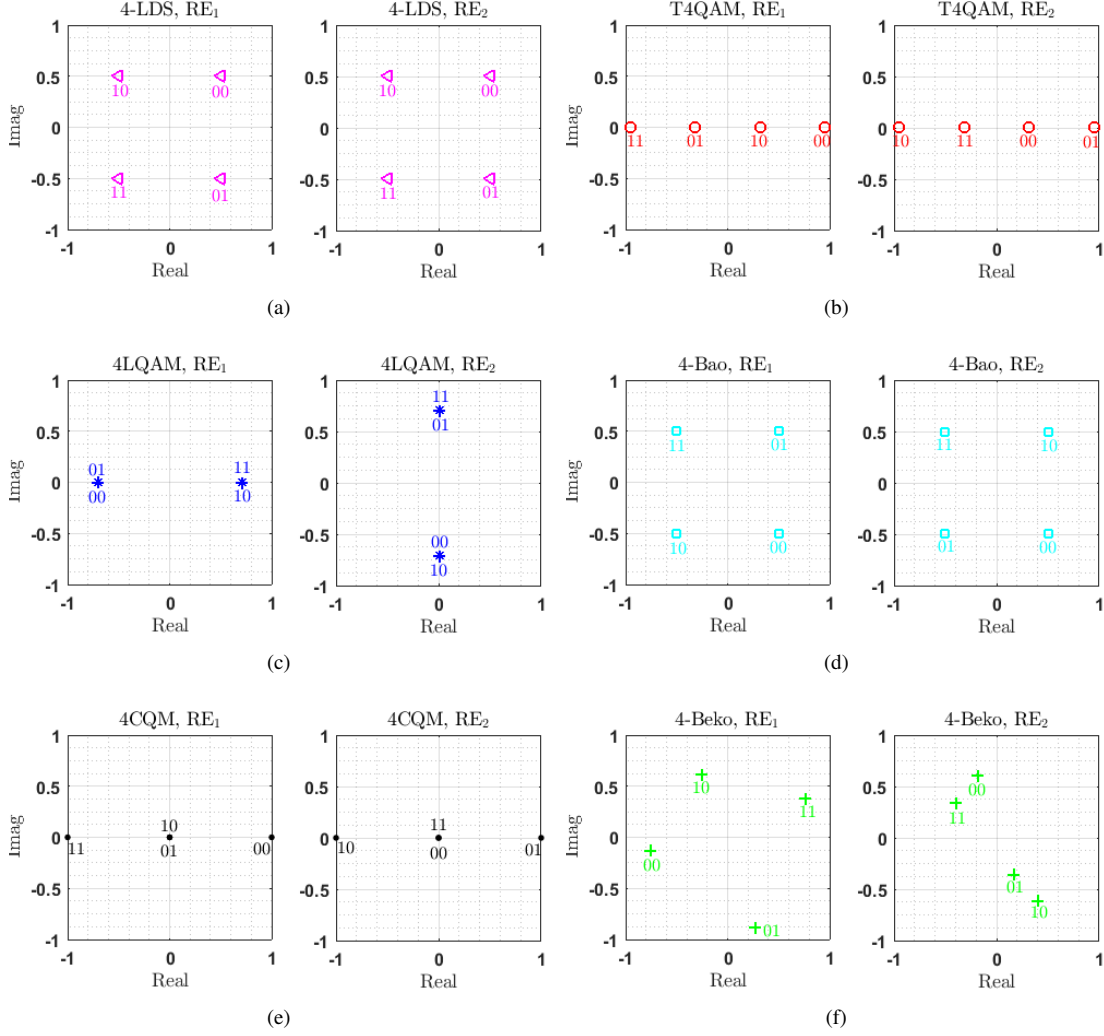


Fig. 4. The projection of 4-point 4-dimensional constellations over RE₁ and RE₂: (a) 4-LDS, (b) T4QAM, (c) 4LQAM, (d) 4-Bao, (e) 4CQM, and (f) 4-Beko.

The M -point $2d_v$ -dimensional constellations under study are as follows:

1) *M-LDS*: The repetition of M -QAM constellation over the 2 REs, which is referred as M -LDS [18]. In Fig. 4(a), we show the projection of 4-LDS with magenta left-pointing triangles over RE₁ and RE₂. As an example, with a Gray labeling, to transmit 11 a user would send $(-1/2, -1/2)$ over both RE₁ and RE₂. Likewise, we depict the projection of 16-LDS with magenta left-pointing triangles over RE₁ and RE₂ in Fig. 5(a) and Fig. 5(b), respectively.

2) *TMQAM*: The constellation proposed in [35], [36]. Inspired by [60], the design process of this constellation involves a shuffling method that establishes a d_v -dimensional complex constellations from the Cartesian product of two d_v -dimensional real constellations with a desired Euclidian distance profile. A unitary rotation matrix is then applied to maximize the minimum product distance, $d_{p, \min}$, of the $2d_v$ -dimensional constellation. The M -point constellation proposed in [35], [36] is referred as *TMQAM*.

We show the projections of T4QAM onto two dimensions with red circles in Fig. 4(b). Each user maps the incoming

bitstreams onto the constellation with red circles in Fig. 4(b) in order to send them over RE₁ and RE₂. For example, to transmit 11, the user would send $(-3/\sqrt{10}, 0)$ on its first RE and $(-1/\sqrt{10}, 0)$ on its second RE. Furthermore, we show the projections of T16QAM onto two dimensions for the two REs with red circles in Fig. 5(c)–Fig. 5(d). As an example, with a Gray labeling to transmit 1111, the user sends $(-3\sqrt{5}/10, -3\sqrt{5}/10)$ and $(-\sqrt{5}/10, -\sqrt{5}/10)$ on its RE₁ and its RE₂, respectively.

It is worth to note that the mother constellation of the widely used (e.g., [53], [70]–[74]) SCMA codebook that is represented in [75], and later described in [37], is in fact the T4QAM constellation. However, in [37], [75] the 2-dimensional components of the mother constellation are then rotated according to the Latin square criterion [76] to obtain multidimensional constellations that are different for different users. Furthermore, the 4-point mother constellation that is proposed in [38] is similar to T4QAM, and is rotated according to [54] to differentiate the users. As mentioned earlier, the value of the 2-dimensional user-specific rotations becomes questionable in uplink scenarios. In addition, the codebook

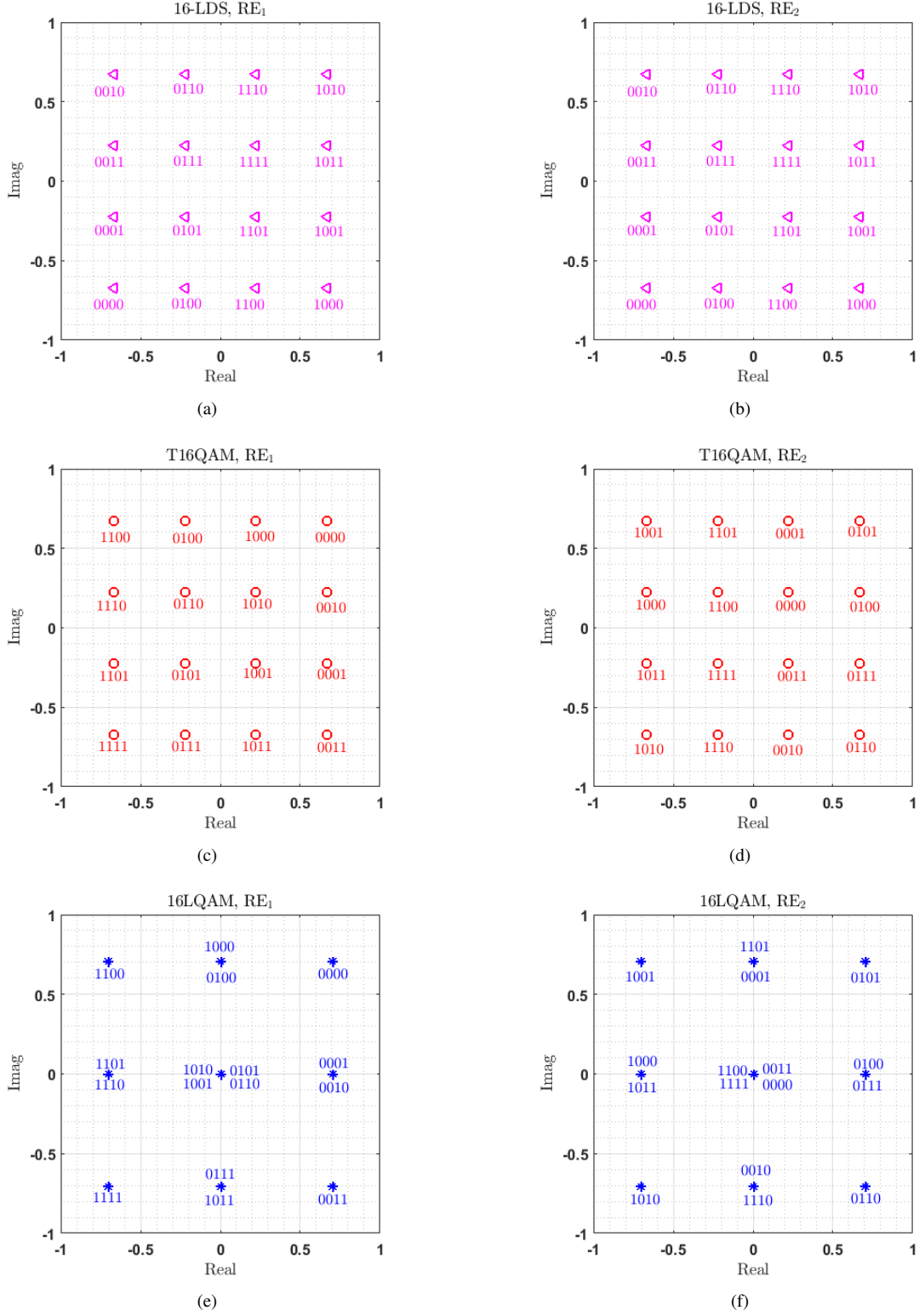


Fig. 5. The projection of 16-point 4-dimensional constellations over RE_1 and RE_2 : (a) 16-LDS over RE_1 , (b) 16-LDS over RE_2 , (c) T16QAM over RE_1 , (d) T16QAM over RE_2 , (e) 16LQAM over RE_1 , and (f) 16LQAM over RE_2 .

that is proposed in [39] is based on the technique devised in [60], which is expected to result in a constellation similar to TMQAM.

3) *MLQAM*: The constellation with a low number of projection that is proposed in [35], [36], and given in [40]. We refer to the M -point constellation in [35], [36] as *MLQAM* (QAM with *low* number of projections). Similar to TMQAM, the design process of *MLQAM* associates with a shuffling method that constitutes a d_v -dimensional complex constellations from the Cartesian product of two d_v -dimensional real constellations. That said, unlike TMQAM, a unitary rotation matrix is then applied to *lower* the number of projected points over each RE, which, in turn, decreases the computational complexity of the detector [77].

We show the projections of 4LQAM onto two dimensions over RE₁ and RE₂ with blue asterisks in Fig. 4(c). As we see in Fig. 4(c), 4 points of the constellation are mapped to $N_d = 2$ points only. That is, with Gray labeling, both 00 and 01 are mapped to $(-\sqrt{2}/2, 0)$, and both 10 and 11 are mapped to $(\sqrt{2}/2, 0)$ over RE₁. Moreover, both 00 and 10 are mapped to $(0, -\sqrt{2}/2)$, and both 01 and 11 are mapped to $(0, \sqrt{2}/2)$ over RE₂. As such, the MPA detection computational complexity [35] can be reduced from 4^{d_c} to 2^{d_c} . In a similar vein, we depict the projections of 16LQAM onto two dimensions over RE₁ and RE₂ with blue asterisks in Fig. 5(e) and Fig. 5(f), respectively. It is clear that 16 points of the constellation are mapped to only $N_d = 9$ points in each 2-dimensional component. Therefore, the MPA detection computational complexity can be reduced from 16^{d_c} to 9^{d_c} . Nevertheless, as we will discuss in Section VI, 4LQAM and 16LQAM introduce performance degradations in some scenarios.

4) *M-Bao*: The constellation proposed for SCMA systems over Rayleigh fading channels with d_v non-adjacent REs, i.e., FDC (Case2), in [41] that is based on the rotation of QAM constellations. The rotation matrices are obtained through computer search inspired by the approaches in [78], [79] in order to maximize the cutoff rate of the equivalent MIMO systems. This exhaustive search is only feasible if $d_c \leq 3$. We name the M -point constellation proposed in [41] as *M-Bao*.

We depict the projection of four-dimensional 4-Bao onto two dimensions over RE₁ and RE₂ with cyan squares in Fig. 4(d). With a Gray labeling, to send 01, the user would send $(0.5019, 0.4981)$ over RE₁, and $(-0.5019, -0.4981)$ over RE₂. Further, we show the projection of four-dimensional 16-Bao onto two dimensions over RE₁ and RE₂ with cyan squares in Fig. 6(a) and Fig. 6(b), respectively. For instance, with a Gray labeling, to send 0001, the user would send $(0.3876, -0.8148)$ and $(-0.1890, -0.3876)$ over RE₁ and RE₂, respectively.

In [42], the spherical codes are proposed for SCMA systems that are based on the constellations in [80], [81]. It was later shown in [41] by similar authors that *M-Bao* in [41] outperforms the spherical codes in [42].

5) *16HQAM*: By investigating T16QAM, 16LQAM, and 16-Bao, we notice they all are based on the Cartesian product of two 4-QAM constellations that are rotated using different unitary rotations to fulfill different aforementioned requirements. The Cartesian product of two 4-QAM constellations constitutes the 16 corners of the four-dimensional hyper-

cube. We name the 16-point four-dimensional hypercube as 16HQAM, and depict its projection onto two dimensions over RE₁ and RE₂ with brown crosses in Fig. 6(c) and Fig. 6(d), respectively. As we see, the 16 points of the constellations are mapped to $N_d = 4$ points only, which can result in a reduction of MPA detection complexity from 16^{d_c} to 4^{d_c} . That said, as we discuss in Section VI, the performance of H16QAM will be penalized in some scenarios by its low number of distinct points.

6) *MCQAM*: The circular QAM constellation proposed in [40]. We refer to M -point *circular* QAM constellation as *MCQAM*. *MCQAM* is based on the analysis of the signal-space diversity for MIMO systems over Rayleigh fading channels in [27], [41], but it also obtains low number of projections per complex dimension.

We show the projection of 4CQAM⁶ over RE₁ and RE₂ with black points in Fig. 4(e). As we see, the 4 points of the constellation are mapped to $N_d = 3$ points. More specifically, with a Gray labeling, in order to transmit over RE₁, both 01 and 10 are mapped to $(0, 0)$, 00 is mapped to $(1, 0)$, and 11 is mapped to $(-1, 0)$. On the other hand, to transmit over RE₂, both 00 and 11 are mapped to $(0, 0)$, 01 is mapped to $(1, 0)$, and 10 is mapped to $(-1, 0)$. Hence, the MPA detection computational complexity can be reduced from 4^{d_c} to 3^{d_c} . Similarly, we depict the projection of 16CQAM over RE₁ and RE₂ with black points in Fig. 6(e) and Fig. 6(f), respectively. We observe that the 16 points of the constellation are mapped to $N_d = 9$ points only. The MPA detection computation is proportional to 9^{d_c} instead of 16^{d_c} . However, akin to *MLQAM* and 16HQAM, *MCQM* suffers from a performance degradation in some scenarios (will be discussed in Section VI).

In [43], an adaptive codebook design and assignment is proposed for SCMA systems that aims to reduce the energy consumption caused by the detection process. The proposed mother constellation has a similar structure as the CQAM constellation. The two-dimensional user-specific rotations are then applied to differentiate the users. As mentioned earlier in Section III, those user-specific rotations become questionable in uplink scenarios.

7) A_{MN_d} : The M -point constellation proposed in [44] with a desired N_d distinct points, and is referred as A_{MN_d} . Based on the extrinsic information transfer (EXIT) chart, it is shown in [44] that the impact of the constellation and labeling on a single-user system is consistent with that on a multiuser system. In other words, a good constellation and labeling for a single-user system is also good for the multiuser case. A multistage optimization for designing a $2d_v$ -dimensional constellation with low number of projections is then proposed that consists of the following main steps: 1) For a desired N_d , a one-dimensional constellation, \mathcal{A} , with a good average mutual information (AMI), is used as a base constellation. The N_d amplitude phase-shift keying (N_d -APSK) constellation can be constructed using the general APSK procedure in [83], and provides a good AMI. Hence, it is used as the base constellation. 2) Based on the one-dimensional \mathcal{A} , a $2d_v$ -

⁶This constellation is also provided in [82].

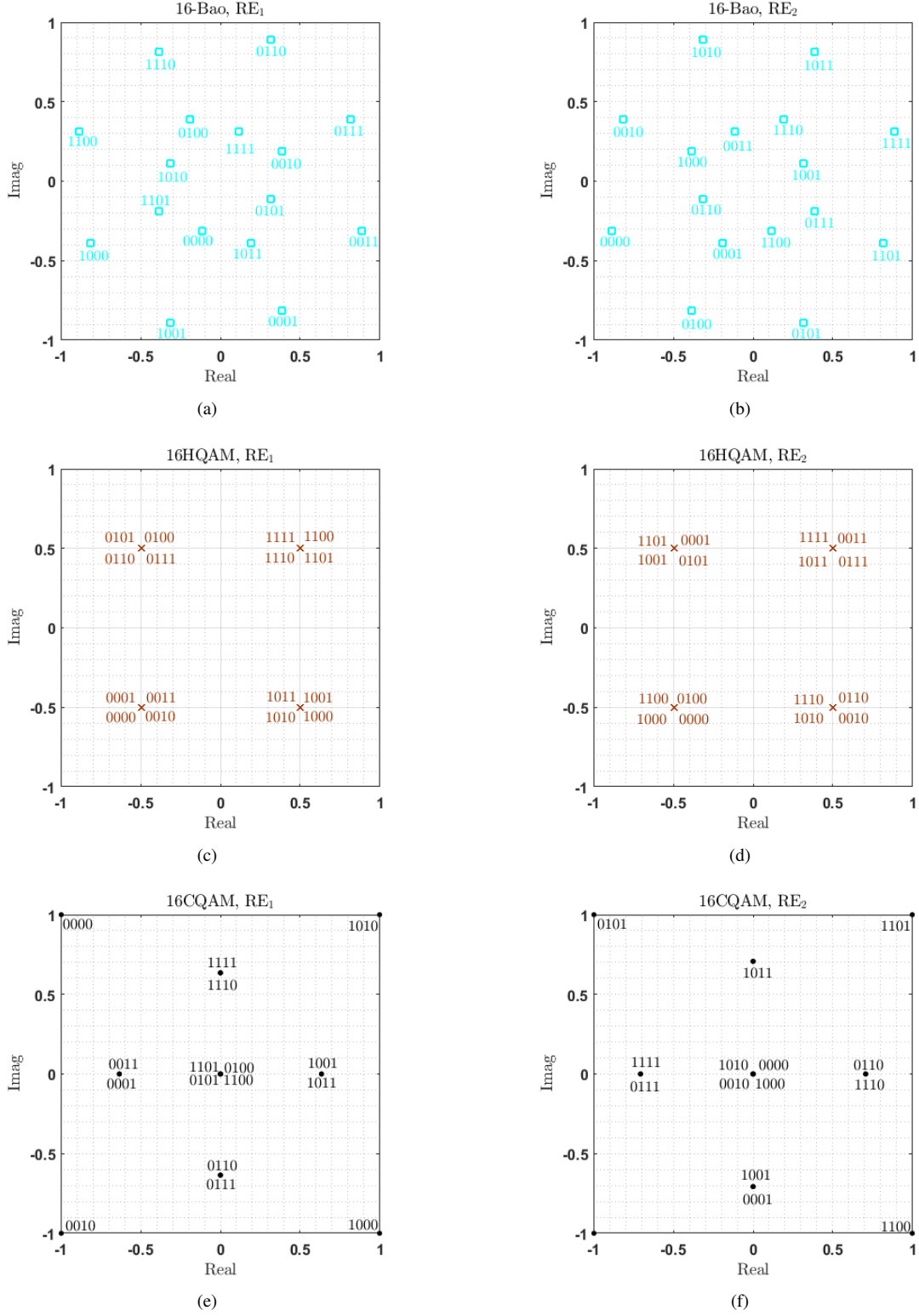


Fig. 6. The projection of 16-point 4-dimensional constellations over RE_1 and RE_2 : (a) 16-Bao over RE_1 , (b) 16-Bao over RE_2 , (c) 16HQAM over RE_1 , (d) 16HQAM over RE_2 , (e) 16CQAM over RE_1 , and (f) 16CQAM over RE_2 .

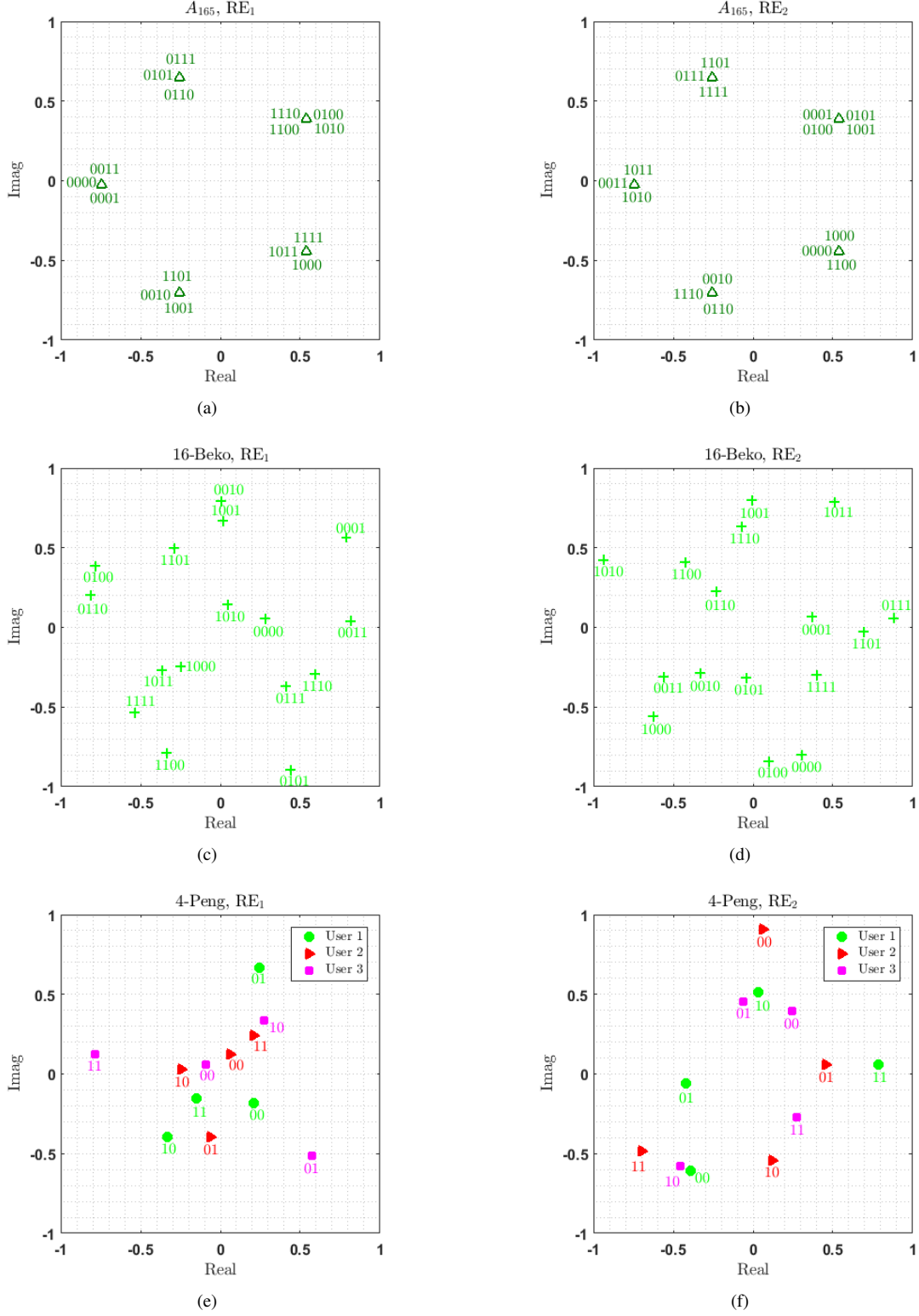


Fig. 7. The projection of 4-dimensional constellations over RE_1 and RE_2 : (a) A_{165} over RE_1 , (b) A_{165} over RE_2 , (c) 16-Beko over RE_1 , (d) 16-Beko over RE_2 , (e) 4-Peng over RE_1 , and (f) 4-Peng over RE_2 .

dimensional constellation is constructed using a permutation function that is provided in [44]. 3) An appropriate labeling based on the EXIT chart is then optimized for the resultant $2d_v$ -dimensional constellation.

As an example, we show the projection of the 16-point 4-dimensional constellation proposed in [44] with $N_d = 5$, i.e., A_{165} , over RE_1 and RE_2 in Fig. 7(a) and Fig. 7(b), respectively.

In [45], an M -point constellation with low number of projections is proposed for non-binary low density parity check (LDPC) coded SCMA that aims to maximize the minimum Euclidian distance, $d_{E, \min}$, between the constellation points. As mentioned in Section IV-B, maximizing $d_{E, \min}$ is not a KPI in fading scenarios with independent fading over the d_v REs.

8) *M-Beko*: The M -point constellation proposed in [57] for uncoded systems over AWGN channels, by minimizing the average symbol energy for a given $d_{E, \min}$ between constellation points. The design of this constellation is formulated as a non-convex optimization problem that is tackled by solving a sequence of convex optimization problems. The indicated constellation is later used in the context of SCMA systems in [46]. We name the M -point constellation proposed in [57] as *M-Beko*⁷.

We depict the projection of 4-Beko onto two dimensions with green plus signs over RE_1 and RE_2 in Fig. 4(f). As an example, to transmit 11 the user sends (0.7543, 0.3852) and (-0.3993, 0.3509) over RE_1 and RE_2 , respectively. In a similar vein, we show projection of 16-Beko onto two dimensions with green plus signs over RE_1 and RE_2 in Fig. 7(c) and Fig. 7(d), respectively. As we see in Fig. 4(f) and Fig. 7(c)–7(d), *M-Beko* is an irregular constellation that does not fall on a grid. This can result in a more complex detection process.

9) *M-Peng*: An M -point codebook that is proposed for uncoded SCMA systems over AWGN channels in [47], and we refer to it as *M-Peng*. Unlike most of the constellations proposed so far in the context of SCMA systems, *M-Peng* is not based on a mother constellation that is common to all users. That being said, *M-Peng* is designed by maximizing $d_{E, \min}$ between constellation points of *all* users for a power constraint. The design of this constellation is formulated as a non-convex optimization problem that is tackled by using the semidefinite relaxation (SDR) [84] technique.

For a scenario with $K = 3$ users and $d_v = 2$, we depict the 4-Peng constellation over RE_1 and RE_2 in Fig. 7(e) and Fig. 7(f), respectively. As we see in Fig. 7(e)–7(f), similar to *M-Beko*, *M-Peng* is an irregular constellation, which can lead to a more complex detection process.

In [48], an M -point constellation is proposed using a genetic algorithm for uncoded SCMA systems over AWGN channels. The constellation in [48] aims to maximize $d_{E, \min}$ between the constellation points for a fixed average energy. This constellation results in two pairs of antipodal codewords, that are then rotated by a 2-dimensional user-specific rotations. Once again, the impact of those user-specific rotations will disappear in the uplink fading scenarios. It is also shown in

[48] that the proposed constellation does not perform well in fading scenarios.

10) *M-PSCMA*: The M -point permutation-based SCMA that which we name as *M-PSCMA*, is proposed in [49] for uncoded SCMA systems. A similar idea was originally employed in the context of CDMA and OFDM in [85]–[87]. Unlike the conventional SCMA systems, each PSCMA user is not assigned to a fixed user-to-RE mapping matrix, \mathbf{F}_k ; the position of the non-zero elements in the user-to-RE mapping matrix for each PSCMA user is based on the permutation that is a function of the transmitted bit streams. In other words, the codebook of each user changes with the incoming bits, and therefore MPA cannot be used as the detection algorithm. A low complexity detector is then developed based on an iterative decoding algorithm in [88].

For a scenario with $K = 6$, $N = 4$, and $d_v = 2$, we depict the 4-PSCMA constellation in Fig. 8. All users have an access to the all the available REs. However, they choose 2 out of the 4 REs according to their incoming bit streams. For instance, User 1 employs RE_1 and RE_2 to send 00 and 11, while it employs RE_3 and RE_4 to send 01 and 10. User 2 employs RE_2 and RE_3 to send 00 and 11, while it employs RE_1 and RE_4 to send 01 and 10. User 3 employs RE_1 and RE_3 to send 00 and 11, while it employs RE_2 and RE_4 to send 01 and 10. The codebook of User 4 is the same as the codebook of User 1 except it is rotated by a phase shift of $\pi/2$. Similarly, the codebooks of User 5 and User 6 are the same as the codebook of User 2 and User 3, respectively, but after a rotation of $\pi/2$. As mentioned before, the $\pi/2$ phase shift loses its importance in the uplink scenarios.

VI. PERFORMANCE EVALUATION

In this section, we first provide the KPIs (Section IV-B) of an important subset of the constellations described in Section V, namely, *M-LDS* (Section V-1), *T-MQAM* (Section V-2), *MLQAM* (Section V-3), *M-Bao* (Section V-4), *16HQAM* (Section V-5), *MCQAM* (Section V-6), and *M-Beko* (Section V-8). We then evaluate the performance of those constellations over the different channel models presented in Section IV-A through extensive MATLAB simulations. For convenience, in our all performance evaluation curves, we stick with the same color/line specification as in Fig. 5–Fig. 6 and Fig. 7(c)–7(d). That is, the *M-LDS* constellation is represented by magenta left-pointing triangles, *TMQAM* by red circles, *MLQAM* by blue asterisks, *M-Bao* by cyan squares, *16HQAM* by brown crosses, *MCQAM* by black points, and *M-Beko* by green plus signs.

A. Constellations from KPIs Standpoint

As discussed in Section IV-B, the KPIs of M -point $2d_v$ -dimensional constellations over different channel scenarios under study are as follows: The minimum Euclidian distance, $d_{E, \min}$, the Euclidian kissing number, τ_E , the minimum product distance, $d_{P, \min}$, the product kissing number, τ_P , the modulation diversity order, L , the number of distinct points, N_d , and whether the constellation is Gray-labeled or not.

⁷This constellation is available for different dimensions at the posted URL in [57].

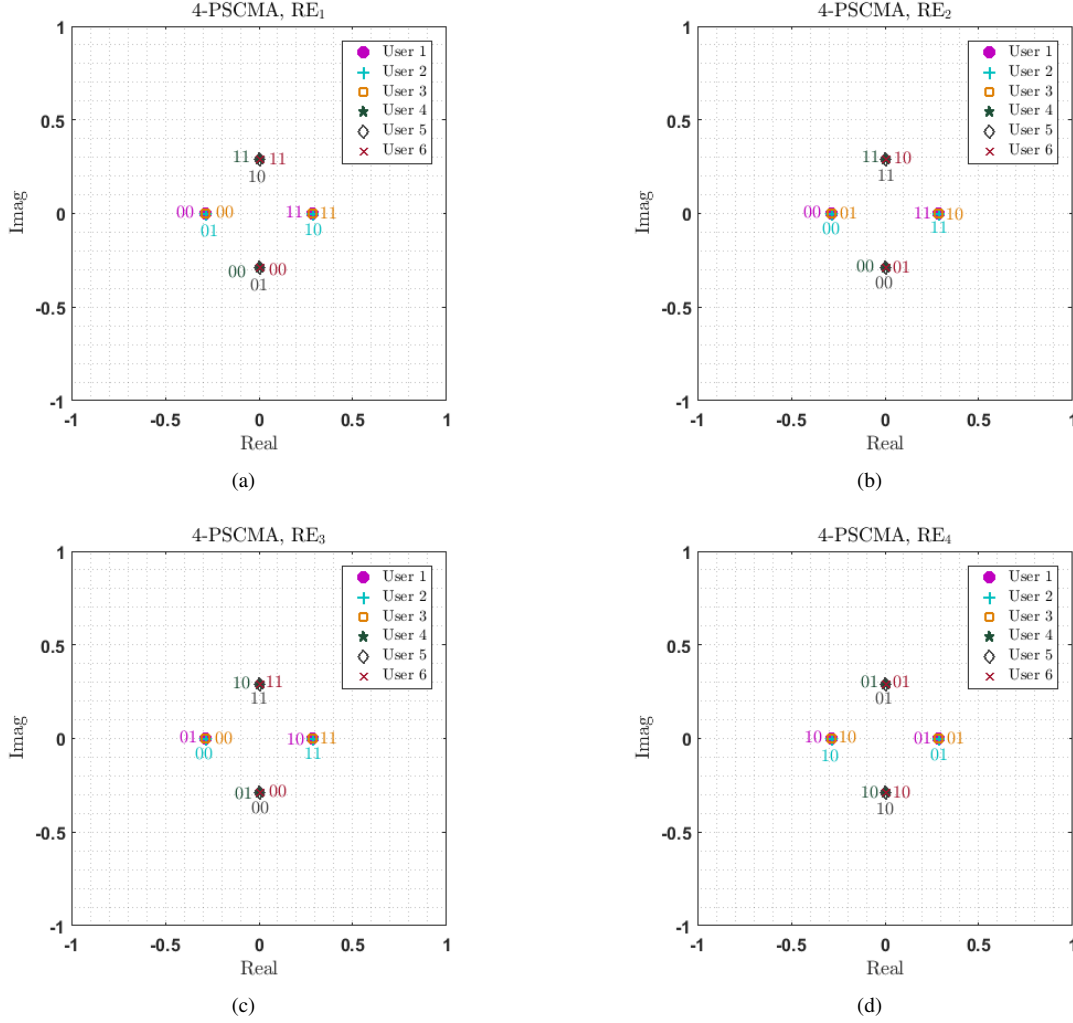


Fig. 8. The projection of 4-PSCMA over (a) RE₁, (b) RE₂, (c) RE₃, and (d) RE₄.

TABLE II
KPIs OF 4-POINT CONSTELLATIONS

| | $d_{E,\min}^2$ | τ_E | $d_{P,\min}^2$ | τ_P | L | N_d | Gray-labeled |
|--------|----------------|----------|----------------|----------|-----|-------|--------------|
| T4QAM | 2 | 2 | 0.64 | 2 | 2 | 4 | Yes |
| 4LQAM | 2 | 2 | 2 | 2 | 1 | 2 | Yes |
| 4CQAM | 2 | 2 | 1 | 2 | 1 | 3 | Yes |
| 4-Beko | $\cong 2.67$ | 3 | $\cong 0.29$ | 1/2 | 2 | 4 | No |
| 4-Bao | 2 | 2 | 1 | 2 | 2 | 4 | Yes |
| 4-LDS | 2 | 2 | 1 | 2 | 2 | 4 | Yes |

TABLE III
KPIs OF 16-POINT CONSTELLATIONS

| | $d_{E,\min}^2$ | τ_E | $d_{P,\min}^2$ | τ_P | L | N_d | Gray-labeled |
|---------|----------------|----------|----------------|----------|-----|-------|--------------|
| T16QAM | 1 | 4 | 0.16 | 4 | 2 | 16 | Yes |
| 16LQAM | 1 | 4 | 0.25 | 4 | 1 | 9 | Yes |
| 16HQAM | 1 | 4 | 1 | 8 | 1 | 4 | Yes |
| 16CQAM | $\cong 1.03$ | 2 | $\cong 0.21$ | 2 | 1 | 9 | No |
| 16-Beko | $\cong 1.30$ | 7.75 | $\cong 0.02$ | 1/8 | 2 | 16 | No |
| 16-Bao | 1 | 4 | 0.25 | 4 | 2 | 16 | Yes |
| 16-LDS | 0.4 | 3 | 0.04 | 3 | 2 | 16 | Yes |

We provide those properties of the 4-point and 16-point 4-dimensional constellations under study in Table II and Table III, respectively. From Table II and Table III, we observe the following:

- 4-Beko and 16-Beko have the highest $d_{E,\min}$ compared with other 4-point and 16-point constellations. This is due to the fact that these constellations are proposed for AWGN channels, wherein $d_{E,\min}$ is a KPI, and has been considered in the design process [57]. This notwithstanding, both 4-Beko and 16-Beko also have the highest τ_E compared with other 4-point and 16-point constellations,

which as we will discuss later, results in a performance degradation in some scenarios.

- From Section V, there are number of overlaps among the projections of the constellation points in *MLQAM*, *16HQAM*, and *MCQAM*. As such, the modulation diversity order of *MLQAM*, *16HQAM*, and *MCQAM* is $L = 1$. Moreover, from (15), N_d of the constellations are attained.
- As mentioned in Section V-4, *M-Bao* is proposed for FDC scenarios. As $d_{P,\min}$ is a KPI in FDC, both 4-Bao

and 16-Bao have the highest $d_{P,\min}$ compared with other constellations with $L = 2$.

- Due to the structure of M -Beko, it is not possible to use Gray labeling. Also, 16CQAM was not Gray-labeled when proposed in [40].

In what follows, we evaluate the performance of different constellations introduced in Section V under different channel scenarios described in Section IV. Since the 2-dimensional user-specific rotations lose their importance in uplink scenarios, we assume all users employ the same constellations as the mother constellations provided in Section V. We set $K = 6$, $N = 4$, $d_v = 2$, $d_c = 3$ ⁸, with a single antenna at all transmitters, and a single antenna at the receiver. We also use the following user-to-RE indicator matrix:

$$\mathbf{S} = \begin{bmatrix} 0 & 1 & 1 & 0 & 1 & 0 \\ 1 & 0 & 1 & 0 & 0 & 1 \\ 0 & 1 & 0 & 1 & 0 & 1 \\ 1 & 0 & 0 & 1 & 1 & 0 \end{bmatrix}.$$

Furthermore, we set 3 MPA iterations for the 4-point constellations, and 5 MPA iterations for the 16-point constellations [74].

B. Uncoded Scenarios

In this section, we assess the SER and the BER performance of 4-point and 16-point 4-dimensional constellations with respect to SNR over FSC (Case 1) and FDC (Case 2). We define SNR as the average energy per bit of the constellation divided by the noise variance. That is,

$$\begin{aligned} \text{SNR} &= \frac{E_s}{L_M N_0} \\ &= \frac{E_b}{N_0}, \end{aligned} \quad (17)$$

where E_b denotes the average energy per bit of the constellation.

1) *SER performance*: In Fig. 9(a)–9(b), we compare the SER performance of uncoded SCMA systems with different 4-point and 16-point constellations over FSC channels (Case 1). As discussed in Section IV-B, the number of distinct points, N_d , the minimum Euclidian distance, $d_{E,\min}$, and the Euclidian kissing number, τ_E , are the KPIs for the FSC scenario. Since in FSC, each user observes the *same* channel coefficients over the $d_v = 2$ REs, we expect that the channel diversity order to be 1, i.e., a change of 10 dB in E_b/N_0 per a change of one decade in SER [90].

As shown in Fig. 9(a), we note that amongst the 4-point constellations, the 4-Beko constellation (Section V-8), which is carefully designed for the AWGN in [57], performs the best in this scenario. As from Table II, 4-Beko (Section V-8) has $N_d = 4$, the highest $d_{E,\min}$, and a comparable τ_E with other 4-point constellations. Moreover, from Table II, since 4-Bao (Section V-4), 4-LDS (Section V-1), and T4QAM (Section V-2) have $N_d = 4$ and the same $d_{E,\min}$ and τ_E , they behave similarly in FSC. However, 4CQAM (Section V-6) performs

slightly worse due to its $N_d = 3$. We also observe that 4LQAM (Section V-3) has the lowest $N_d = 2$, and thus falls behind the other constellations in this scenario.

Amidst the 16-point constellations, we notice that 16-Beko (Section V-8), T16QAM (Section V-2), and 16-Bao (Section V-4) outperform the other constellations in Fig. 9(b). Referring to Table III, 16-Beko, T16QAM, 16-Bao, and 16-LDS (Section V-1) have an N_d of 16. However, we observe in Fig. 9(b) that 16-LDS lags behind 16-Beko, T16QAM, and 16-Bao due to its lower $d_{E,\min}$. Further, although 16-Beko has the highest $d_{E,\min}$ compared with the others, it is also with the highest τ_E . As such, it performs similar to T16QAM and 16-Bao (which have the same $d_{E,\min}$ and τ_E). We also note that 16HQAM (Section V-5) has the lowest $N_d = 4$, and thus it stays behind all the other constellations in this scenario.

We depict the SER performance of uncoded SCMA systems with different 4-point and 16-point constellations over FDC channels (Case 2) in Fig. 9(c) and Fig. 9(d), respectively. As addressed in Section IV-B, N_d , the modulation diversity order, L , the minimum product distance, $d_{P,\min}$, and the product kissing number, τ_P , are the KPIs for the FDC scenario. Since in FDC, each user observes *different* channel coefficients over the $d_v = 2$ REs, the channel diversity order is 2, i.e., a change of 5 dB in E_b/N_0 per a change of one decade in SER.

Fig. 9(c) shows the 4-point constellations in the FDC scenario. From Table II, 4-Bao, 4-LDS, T4QAM, and 4-Beko have $L = 2$ and $N_d = 4$, and so perform similarly. Among these constellations, 4-Bao and 4-LDS have the highest $d_{P,\min}$ and the same τ_P , and as such, they outperform the others. Moreover, compared with the constellations with $L = 2$, the performance of 4-Beko is degraded by its lowest $d_{P,\min}$. Also, since 4LQAM has the lowest N_d and L compared with the others, it lags behind them.

As Fig. 9(d) presents, amidst the 16-point constellations, 16-Bao beats the others over the FDC scenario. Referring to Table III, 16-Bao, T16QAM, 16-Beko, and 16-LDS have $L = 2$ and $N_d = 16$. Among these constellations, we see that 16-Bao has the highest $d_{P,\min}$ and the same τ_P as T16QAM and 16-LDS. As such, it outperforms the others. Note that although 16-LDS has a slightly higher $d_{P,\min}$ compared with 16-Beko, it still stays behind it due to its higher τ_P . Further, 16HQAM performs very poorly in this scenario due its low L and N_d .

2) *BER performance*: We compare the BER performance of uncoded SCMA systems introduced in Section VI-B1, in Fig. 10(a)–10(d). As mentioned in Section IV-B, in addition to the KPIs for the SER performance of FSC and FDC scenarios mentioned above, bit-labeling has a significant impact on the BER performance of uncoded systems. Moreover, the behavior of the multi-user detector at different SNRs affects the performance of the system. For the illustrative purpose, the BER performance of the uncoded systems at low SNRs is magnified in Fig. 10(a)–10(d). We note that the presence of multi-user interference (MUI) changes the ordering of the BER curves at low SNRs.

From Table II and Table III, M -Beko and 16CQAM constellations are not Gray-labeled. Therefore, we observe in Fig. 10(a)–10(d) that compared with their SER performance, M -Beko and 16CQAM perform differently with respect to

⁸Note that this has been the most common set up so far in different contexts of SCMA systems e.g., [25], [35], [40]–[42], [53], [70], [71], [73], [74], [89].

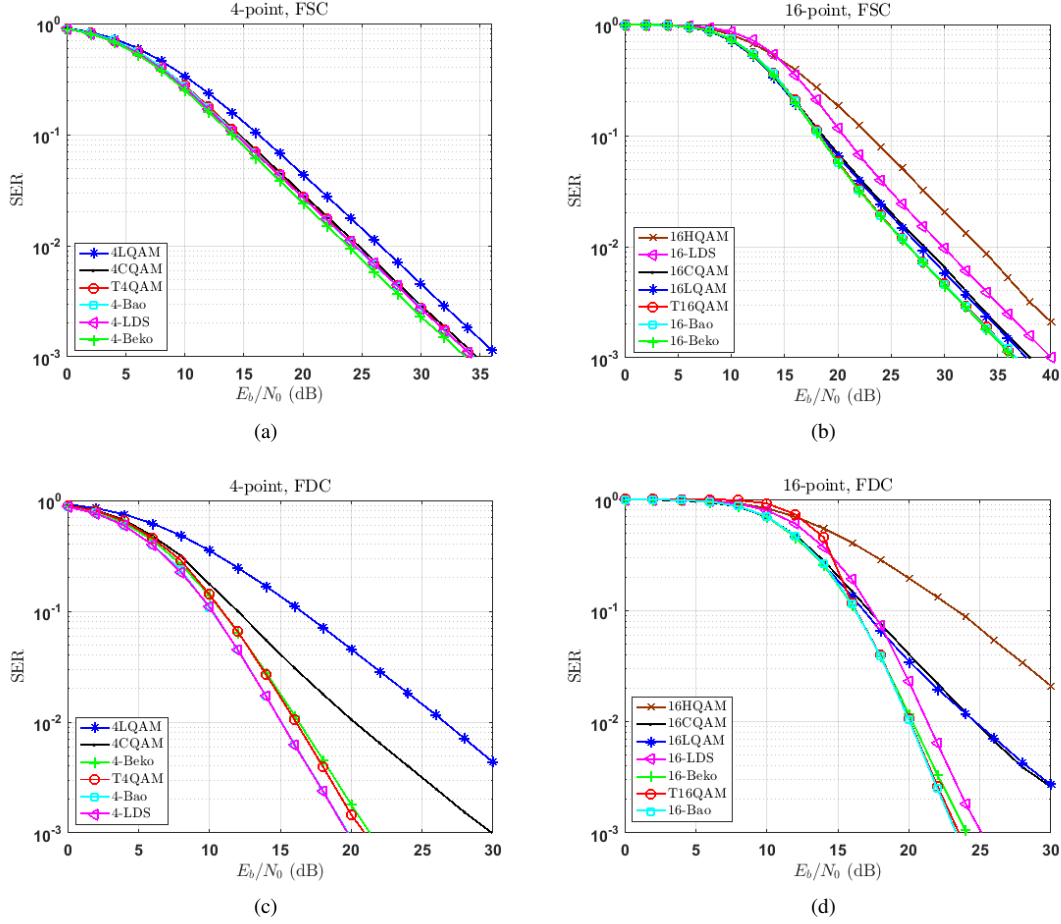


Fig. 9. SER performance of uncoded SCMA systems with (a) 4-point constellations over FSC (Case 1), (b) 16-point constellations over FSC, (c) 4-point constellations over FDC (Case 2), and (d) 16-point constellations over FDC.

other constellations. For instance, we see in Fig. 10(a) and Fig. 10(b) that unlike their SER performance in Fig. 9(a) and Fig. 9(b), 4-Beko and 16-Beko do not outperform the other constellations.

C. High-Rate Turbo-coded Scenarios

In this section, we evaluate the frame error rate (FER) performance of high-rate turbo-coded SCMA systems with 4-point and 16-point 4-dimensional constellations with respect to SNR over FFSC (Case 3), FFDC (Case 4), SFSC (Case 5), and SFDC (Case 6). We define SNR as the average energy per message bit of the constellation divided by the noise variance. That is,

$$\begin{aligned} \text{SNR} &= \frac{E_s}{R L_M N_0} \\ &= \frac{E_{mb}}{N_0}, \end{aligned} \quad (18)$$

where E_{mb} denotes the average energy per bit of the constellation, and R is the rate of the turbo code. We employ an LTE turbo code [91] with a rate of $R = 5/6$ and a codeword length of $N_c = 120$. In our simulations, we use 4 turbo iterations. Interested readers can refer to [92] for more information about implementing the LTE turbo code at different rates.

In Fig. 11(a)–11(d), we compare the FER performance of turbo-coded SCMA systems with $R = 5/6$ and different 4-point and 16-point constellations over FFSC and FFDC channels. Note that in fast fading scenarios, since each channel coefficient changes in every channel realization, a high amount of diversity is attained, which improves the system performance. Therefore, the low SNR region is mainly of interest.

Fig. 11(a)–11(b) show the FER performance of the systems described above for the FFSC scenario. As discussed in Section IV-B, the type of bit-labeling, the SNR operating region, N_d , $d_{E,\min}$, and τ_E are the KPIs for this scenario.

Amongst the 4-point constellations, we note that 4-LDS is the best choice in Fig. 11(a). It is worthwhile to note that 4-Bao lags behind 4-LDS in this scenario. This can be justified through the BER performance of uncoded systems at low SNRs in Fig. 10(a). Moreover, similar to the BER performance in uncoded system in Fig. 10(a), although from Table II, 4-Beko has $N_d = 4$, the highest $d_{E,\min}$, and a comparable τ_E with the other 4-point constellations, it does not perform as well as 4-LDS due to its bit-labeling. We also observe that 4LQAM has the lowest $N_d = 2$, and thus falls behind the others. On the other hand, amidst the 16-point constellations, we notice that 16-Bao and T16QAM outperform the others in Fig. 11(b). Referring to Table III, 16-Beko, T16QAM, 16-

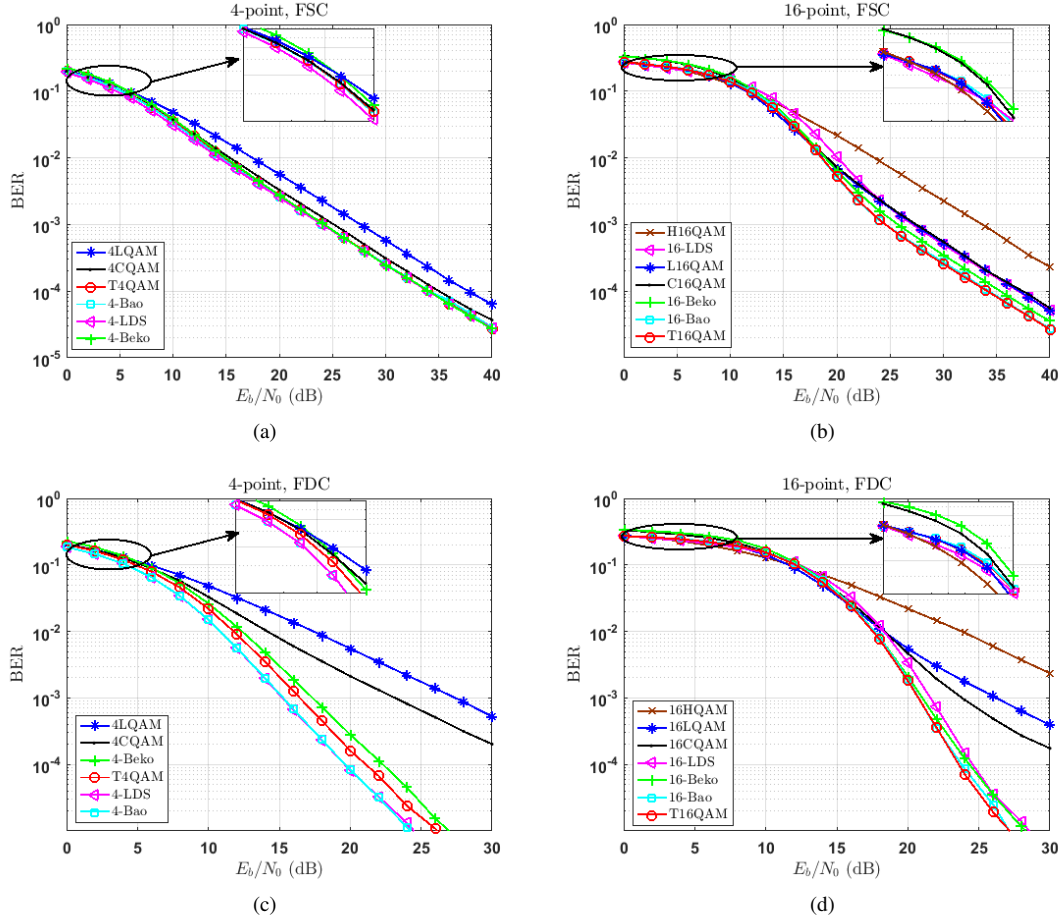


Fig. 10. BER performance of uncoded SCMA systems with (a) 4-point constellations over FSC (Case 1), (b) 16-point constellations over FSC, (c) 4-point constellations over FDC (Case 2), and (d) 16-point constellations over FDC.

Bao, and 16-LDS have $N_d = 16$. However, we observe in Fig. 11(b) that 16-LDS lags behind T16QAM, 16-Bao, 16-Beko due to its comparable τ_E , and its lowest $d_{E,\min}$. Further, although 16-Beko has the highest $d_{E,\min}$, it also has the highest τ_E , and is not Gray-labeled. As such, it lags behind 16-Bao and T16QAM. We also note that similar to the FSC case (Fig. 9(b)), 16HQAM has the lowest $N_d = 4$, and thus it stays behind all the other constellations in this scenario.

We depict the FER performance of turbo-coded SCMA systems with $R = 5/6$ and different 4-point and 16-point constellations over FFDC channels in Fig. 11(c) and Fig. 11(d), respectively. As addressed in Section IV-B, the type of bit-labeling, the SNR operating region, N_d , L , $d_{P,\min}$, and τ_P are the KPIs for the FFDC scenario.

As Fig. 11(c) shows, amongst the 4-point constellations, 4-LDS and 4-Bao outperform the others in the FFDC scenario. Following the similar illustration as in the FDC case (Fig. 9(c)) and from Table II, 4-Bao, 4-LDS, T4QAM, and 4-Beko have the highest L with $N_d = 4$. Among these constellations, 4-Bao and 4-LDS have the highest $d_{P,\min}$ and the same τ_P . As such, both 4-Bao and 4-LDS outperform the others. Moreover, compared with the other constellations with $L = 2$, the performance of 4-Beko is deteriorated by its lowest $d_{P,\min}$ and its bit-labeling. Also, similar to the FDC case, since

4LQAM has the lowest N_d and L , it lags behind the others. As Fig. 11(d) presents, amidst the 16-point constellations, 16-Bao and T16QAM beat the others over the FFDC scenario. As for the FDC case (Fig. 9(d)), and by referring to Table III, 16-Bao, T16QAM, 16-Beko, and 16-LDS have the highest L with $N_d = 16$. Among these, we see that 16-Bao has the highest $d_{P,\min}$, a comparable τ_P with T16QAM and 16-LDS, and a similar bit-labeling. Moreover, 16HQAM performs very poorly in this scenario due its lowest L and lowest N_d .

In Fig. 12(a)–12(d), we compare the FER performance of the systems described above over SFSC and SFDC channels. Note that since in slow fading scenarios each channel coefficient is constant for the duration of transmission of the whole codeword, the system performs poorly. Hence, in slow fading scenarios, higher SNR regions are mainly of interest.

Similar to the FFSC case, the type of bit-labeling, the SNR operating region, N_d , $d_{E,\min}$, and τ_E are the KPIs in SFSC. Also, similar to the FFDC case, the type of bit-labeling, the SNR operating region, N_d , L , $d_{P,\min}$, and τ_P are the KPIs in SFDC.

From Fig. 12(a) and Fig. 12(b), we see that the trends of different 4-point and 16-point constellations in SFSC are consistent with the trends of the BER performance of uncoded systems at high SNRs in the FSC case, i.e., Fig. 10(a) and

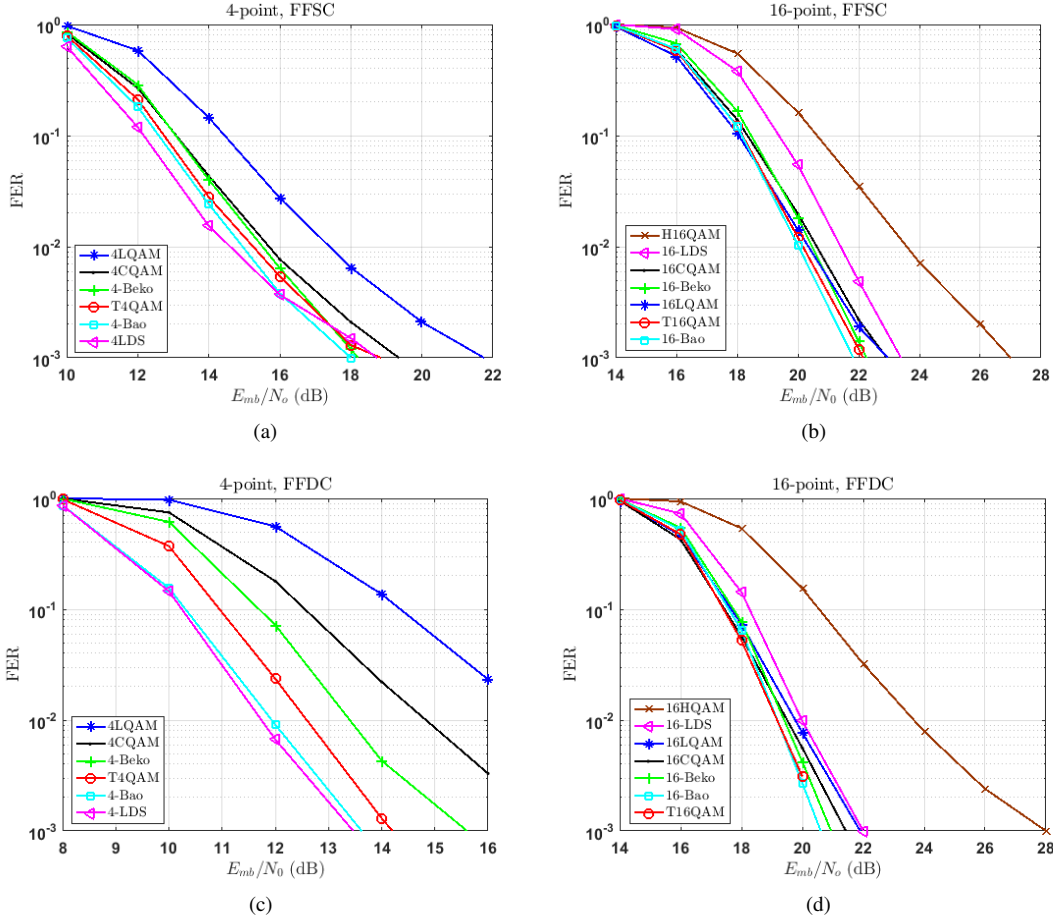


Fig. 11. FER performance of $R = 5/6$ turbo-coded SCMA systems with (a) 4-point constellations over FFSC (Case 3), (b) 16-point constellations over FFSC, (c) 4-point constellations over FFDC (Case 4), and (d) 16-point constellations over FFDC.

Fig. 10(b). Further, from Fig. 12(c) and Fig. 12(d), we observe that the trends of different 4-point and 16-point constellations in SFDC are consistent with the trends of the BER performance of uncoded systems at high SNRs in the FDC case, i.e., Fig. 10(c) and Fig. 10(d).

D. Low-Rate Turbo-coded Scenarios

In this section, we evaluate the FER performance of low-rate turbo-coded SCMA systems with 4-point and 16-point 4-dimensional constellations with respect to SNR in different scenarios. We define SNR as the same way as (18). We employ an LTE turbo code with a rate of $R = 1/3$, a codeword length of $N_c = 2028$, and 4 turbo iterations.

In Fig. 13(a)–14(d), we compare the FER performance of turbo-coded SCMA systems with $R = 1/3$ and different constellations over FFSC, FFDC, SFSC, and SFDC.

As mentioned earlier, depending on the behavior of the multi-user detector, the system performs differently at low SNRs. In fast fading, due to the high amount of diversity introduced by the channel, a low FER can be achieved at lower SNRs, especially in the presence of low-rate (more powerful) codes. Fig. 13(a)–13(d) evaluate the performance of $R = 1/3$ systems at FFSC and FFDC. We see that the trends of different

constellations are fairly consistent with the trends of BER performance of the uncoded systems at *low* SNRs in Fig. 10(a)–10(d). More specifically, 4-LDS outperforms the other 4-point constellations in FFSC and FFDC, while 16HQAM performs better than the other 16-point constellations in FFSC and FFDC. However, we expect that at higher SNR regions, i.e., very low FER, the performance of the constellations in FFSC and FFDC follow the higher SNR trends in Fig. 10(a)–10(d).

In Fig. 14(a)–14(b), we show the FER performance of the systems described above with $R = 1/3$ over SFSC. We note that unlike the case of high-rate codes (Section VI-C), in the presence of a low rate code, the effect of N_d is less significant in this scenario. From Fig. 14(a) and referring to Table II, we see that since all the Gray-labeled constellations have the same $d_{E,\min}$ and τ , they perform similarly. On the other hand, 4-Beko lags behind the other constellations due to its bit-labeling. From Fig. 14(b) and referring to Table III, we observe that among the Gray-labeled constellations, T16QAM, 16LQAM, 16HQAM, and 16-Bao, outperform the others. This is because they all have the same $d_{E,\min}$ and τ_E . Further, 16-LDS performs worse than the other Gray-labeled constellations due to its lower $d_{E,\min}$. Also, 16-Beko and 16CQAM are behind the others due to their non-Gray bit-labeling.

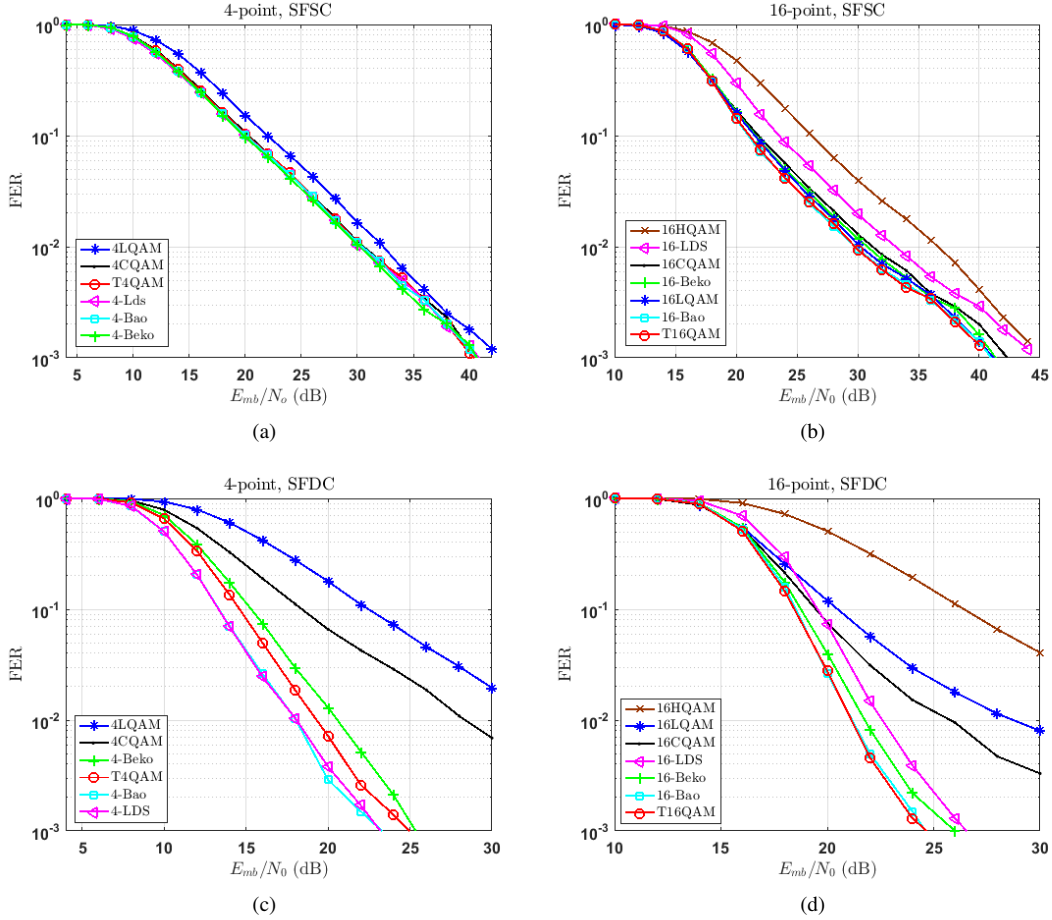


Fig. 12. FER performance of $R = 5/6$ turbo-coded SCMA systems with (a) 4-point constellations over SFSC (Case 5), (b) 16-point constellations over SFSC, (c) 4-point constellations over SFDC (Case 6), and (d) 16-point constellations over SFDC.

Fig. 14(c)–14(d) present the FER performance of the systems mentioned above over SFDC. We see that from Fig. 14(c) and Table II that 4-Bao and 4-LDS outperform the other constellations, as they both have similar KPI values. Nevertheless, from Fig. 14(d), we see that T16QAM outperforms the others. As pointed in [35], T16QAM is constructed similar to [60]. It was shown by Knopp and Humblet that constellations constructed the same way as [59], [60] are well suited for block fading channels with independent fading [93].

VII. DISCUSSIONS AND FUTURE DIRECTIONS

In this paper, we provided a comparative study on some of the most important existing M -point $2d_v$ -dimensional constellations for SCMA systems under various channel conditions. Since SCMA has been proposed to support uplink machine-type communication services, we have only focused on uplink SCMA systems. We began our discussion with identifying the KPIs of constellations that are of significance for different channel scenarios. We then presented different existing constellations with their design criteria, and evaluated the performance of an important subset of those constellations for uncoded, high-rate and low-rate LTE turbo-coded SCMA systems under various channel scenarios. All turbo-coded

comparisons were performed for BICM, with a concatenated detection and decoding scheme.

In summary, when designing an M -point $2d_v$ -dimensional constellation for uplink uncoded SCMA systems over FSC and high-rate turbo-coded systems over FFSC and SFSC, it is imperative to consider maximizing N_d and $d_{E,\min}$, and minimizing τ_E . In systems with a low rate code over FFSC and SFSC, the effect of N_d is of less concern. On the other hand, in the design process of an M -point $2d_v$ -dimensional constellations for uplink SCMA systems over FDC, FFDC, and SFDC, it is desired to maximize N_d , minimize L , maximize $d_{P,\min}$, and minimize τ_P . Furthermore, the BER performance of the uncoded systems, and the performance of the coded systems are tied to their bit-labeling. The performance of the systems also highly depends on the behavior of the multi-user detector at different SNRs.

A number of possible directions in the line of multidimensional constellations for SCMA systems is as follows:

- In this paper, it is assumed that CSI is not available at the transmitter. The impact of total CSI or partial CSI can be investigated in future.
- All the comparisons are made for BICM. Studying the KPIs for multi-level coding (MLC) is a possible research direction.

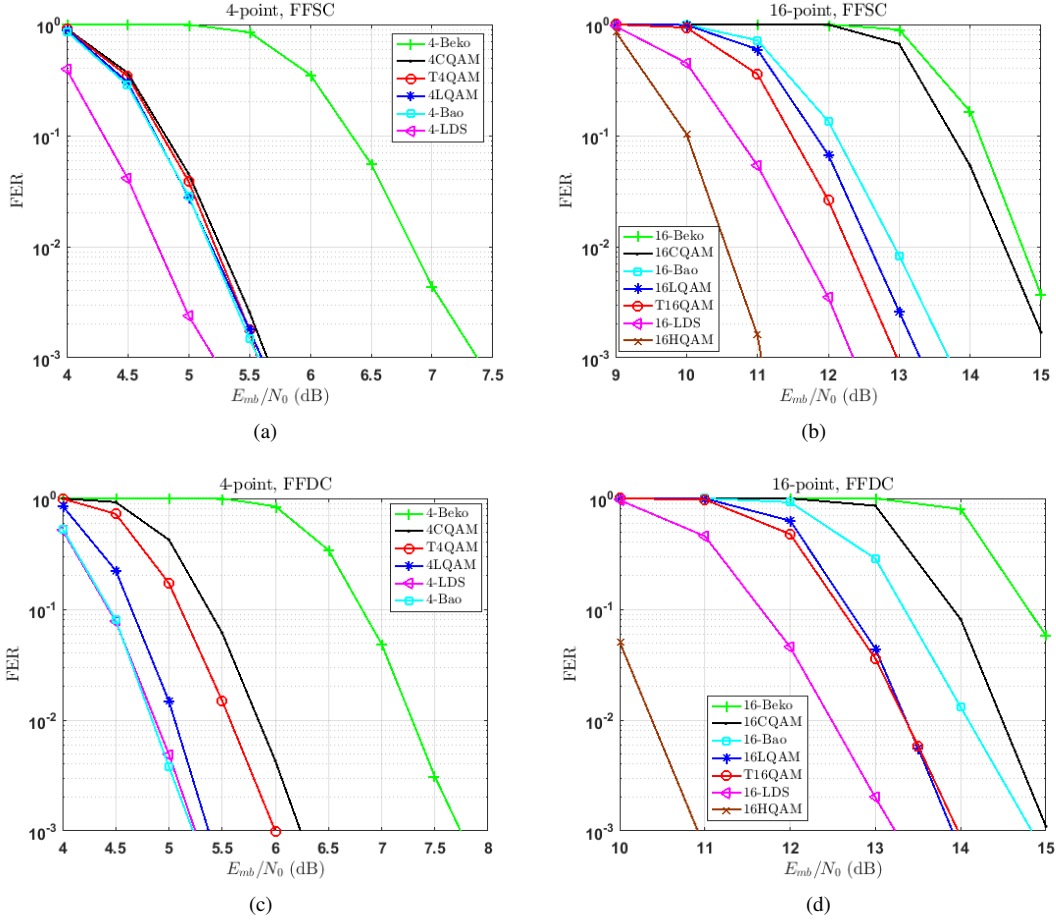


Fig. 13. FER performance of $R = 1/3$ turbo-coded SCMA systems with (a) 4-point constellations over FFSC (Case 3), (b) 16-point constellations over FFSC, (c) 4-point constellations over FFDC (Case 4), and (d) 16-point constellations over FFDC.

- For the multi-user detection, the non-binary MPA is used in this paper. The impact of the choice of constellation when other, lower complexity, detectors (e.g., [52], [74], [94]–[102]) are used, should be studied.
- It is assumed that the detection and decoding are done separately in a non-iterative manner. The effect of iterative decoding and detection (e.g., [44], [103], [104]) can be investigated.
- All the comparisons in this paper have performed for a regular user-to-RE mapping matrix. Studying the effect of an irregular user-to-RE mapping structure [105], [106] is a possible research direction.
- In [107]–[111], the performance of some of the constellations has been analyzed. The performance analysis of different constellations under different scenarios is a possible research direction.
- The KPIs that are given for each specific scenario can be considered in the design process of new multidimensional constellations over each scenario.

VIII. ACKNOWLEDGEMENT

The authors would like to thank Dr. Rui Dinis from the Faculdade de Ciências e Tecnologia, Universidade Nova de Lisboa, Lisbon, Portugal, for his valuable feedback.

APPENDIX A IMPORTANCE OF USER-SPECIFIC ROTATIONS

The optimization of 2-dimensional user-specific rotations is of importance only in downlink scenarios [35]. This is because in uplink SCMA systems the users experience different fading channels. As such, not all user-specific rotations have impact. For the illustrative purpose, consider a downlink and an uplink scenario with 2 users depicted in Fig. 15(a) and Fig. 15(b). Let x_1 and x_2 denote the symbols corresponding to User 1 and User 2, and h_1 and h_2 represent the fading channel coefficients of User 1 and User 2, respectively. As we see in Fig. 15(a), in a downlink scenario each user receives a combination of both symbols that are rotated and scaled by the same channel coefficient, i.e., $h_1(x_1 + x_2)$ at User 1, or $h_2(x_1 + x_2)$ at User 2. Therefore, in a downlink scenario, a 2-dimensional rotation on each RE helps in retrieving the symbol of each user. In contrast, as we see in Fig. 15(b), in an uplink scenario when both users experience different fading channels, each symbol corresponding to each user is rotated and scaled by a different random value, i.e., $x_1 h_1$ and $x_2 h_2$. As such, any benefit of a 2-dimensional rotation on each symbol will be neglected by the random fading channel coefficients. Restated, a 2-dimensional rotation on each RE has no impact in an uplink scenario.

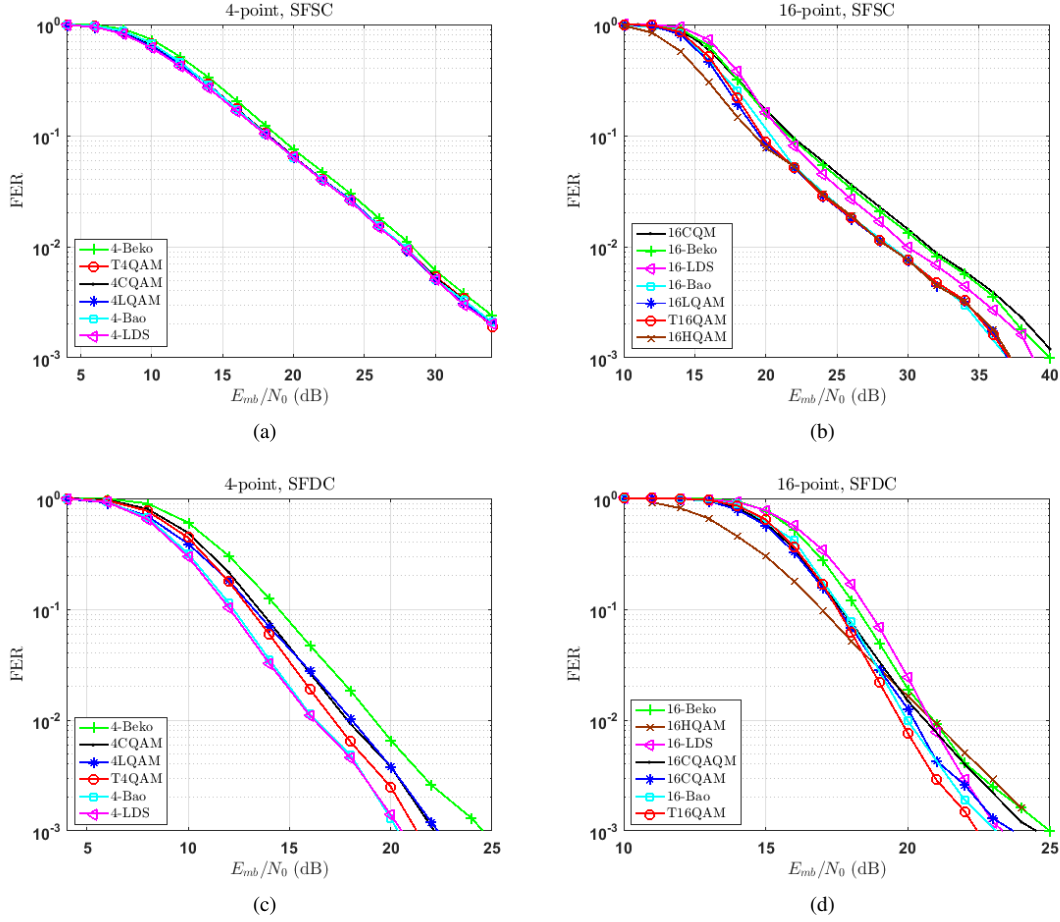


Fig. 14. FER performance of $R = 1/3$ turbo-coded SCMA systems with (a) 4-point constellations over SFSC (Case 5), (b) 16-point constellations over SFSC, (c) 4-point constellations over SFDC (Case 4), and (d) 16-point constellations over SFDC.

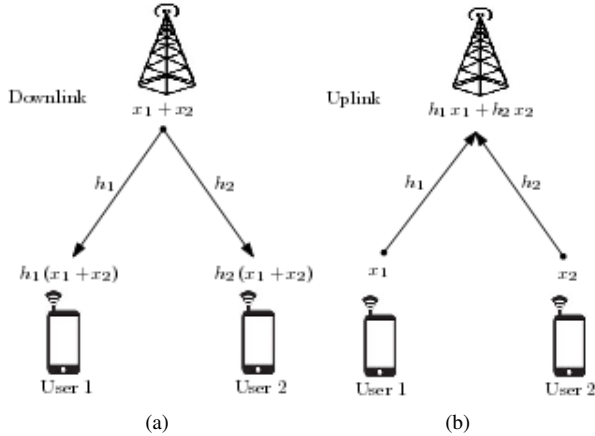


Fig. 15. The illustration of the importance of user-specific rotations in (a) a downlink, and (b) an uplink scenario.

REFERENCES

- [1] Y. Yuan, Z. Yuan, G. Yu, C.-H. Hwang, P.-K. Liao, A. Li, and K. Takeda, "Non-orthogonal transmission technology in LTE evolution," *IEEE Commun. Mag.*, vol. 54, no. 7, pp. 68–74, July 2016.
- [2] Y. Chen, A. Bayesteh, Y. Wu, B. Ren, S. Kang, S. Sun, Q. Xiong, C. Qian, B. Yu, Z. Ding, S. Wang, S. Han, X. Hou, H. Lin, R. Visoz, and R. Razavi, "Towards the standardization of non-orthogonal multiple access for next generation wireless networks," *IEEE Commun. Mag.*, to appear.
- [3] Y. Saito, Y. Kishiyama, A. Benjebbour, T. Nakamura, A. Li, and K. Higuchi, "Non-orthogonal multiple access (NOMA) for cellular future radio access," in *Proc. IEEE Vehicular Technology Conference (VTC2013-Spring)*, June 2013.
- [4] Z. Ding, Y. Liu, J. Choi, Q. Sun, M. Elkashlan, C. L. I, and H. V. Poor, "Application of Non-Orthogonal Multiple Access in LTE and 5G Networks," *IEEE Commun. Mag.*, vol. 55, no. 2, pp. 185–191, Feb. 2017.
- [5] M. Shafi, A. F. Molisch, P. J. Smith, T. Haustein, P. Zhu, P. De Silva, F. Tufvesson, A. Benjebbour, and G. Wunder, "5G: A tutorial overview of standards, trials, challenges, deployment, and practice," *IEEE J. Sel. Areas Commun.*, vol. 35, no. 6, pp. 1201–1221, June 2017.
- [6] W. Shin, M. Vaezi, B. Lee, D. J. Love, J. Lee, and H. V. Poor, "Non-orthogonal multiple access in multi-cell networks: Theory, performance, and practical challenges," *IEEE Commun. Mag.*, vol. 55, no. 10, pp. 176–183, Oct. 2017.
- [7] L. Dai, B. Wang, Y. Yuan, S. Han, C. L. I, and Z. Wang, "Non-orthogonal multiple access for 5G: solutions, challenges, opportunities, and future research trends," *IEEE Commun. Mag.*, vol. 53, no. 9, pp. 74–81, Sep. 2015.
- [8] J. Wang, A. Jin, D. Shi, L. Wang, H. Shen, D. Wu, L. Hu, L. Gu, L. Lu, Y. Chen, J. Wang, Y. Saito, A. Benjebbour, and Y. Kishiyama, "Spectral efficiency improvement with 5G technologies: Results from field tests," *IEEE J. Sel. Areas Commun.*, vol. 35, no. 8, pp. 1867–1875, Aug. 2017.
- [9] Y. Cai, Z. Qin, F. Cui, G. Y. Li, and J. A. McCann, "Modulation and multiple access for 5G networks," *IEEE Commun. Surveys Tuts.*, vol. 20, no. 1, pp. 629–646, Firstquarter, 2018.
- [10] S. Chen, B. Ren, Q. Gao, S. Kang, S. Sun, and K. Niu, "Pattern division multiple access—a novel nonorthogonal multiple access for

- fifth-generation radio networks," *IEEE Trans. Veh. Technol.*, vol. 66, no. 4, pp. 3185–3196, Apr. 2017.
- [11] D. Fang, Y. C. Huang, Z. Ding, G. Geraci, S. L. Shieh, and H. Claussen, "Lattice partition multiple access: A new method of downlink non-orthogonal multiuser transmissions," in *Proc. IEEE Global Communications Conference (GLOBECOM)*, Dec. 2016.
 - [12] Z. Ding, X. Lei, G. K. Karagiannidis, R. Schober, J. Yuan, and V. K. Bhargava, "A survey on non-orthogonal multiple access for 5G networks: Research challenges and future trends," *IEEE J. Sel. Areas Commun.*, vol. 35, no. 10, pp. 2181–2195, Oct. 2017.
 - [13] J. Choi, "Non-orthogonal multiple access in downlink coordinated two-point systems," *IEEE Commun. Lett.*, vol. 18, no. 2, pp. 313–316, Feb. 2014.
 - [14] S. M. R. Islam, N. Avazov, O. A. Dobre, and K. s. Kwak, "Power-domain non-orthogonal multiple access (NOMA) in 5G systems: Potentials and challenges," *IEEE Commun. Surveys Tuts.*, vol. 19, no. 2, pp. 721–742, Secondquarter, 2017.
 - [15] J. Guo, X. Zhou, S. Durrani, and H. Yanikomeroglu, "Design of non-orthogonal multiple access enhanced backscatter communication," *arXiv preprint arXiv:1711.11193*, 2017.
 - [16] Z. Chen, Z. Ding, X. Dai, and R. Zhang, "A mathematical proof of the superiority of NOMA compared to conventional OMA," *arXiv preprint arXiv:1612.01069*, Dec. 2016.
 - [17] M. Najafi, V. Jamali, P. D. Diamantoulakis, G. K. Karagiannidis, and R. Schober, "Non-orthogonal multiple access for FSO backhauling," *arXiv preprint arXiv:1710.05702*, Sep. 2017.
 - [18] R. Hoshyari, F. P. Wathan, and R. Tafazolli, "Novel low-density signature for synchronous cdma systems over awgn channel," *IEEE Trans. Signal Process.*, vol. 56, no. 4, pp. 1616–1626, Apr. 2008.
 - [19] R. Hoshyari, R. Razavi, and M. Al-Imari, "LDS-OFDM an efficient multiple access technique," in *Proc. IEEE Vehicular Technology Conference (VTC2010-Spring)*, May 2010.
 - [20] M. AL-Imari, M. A. Imran, R. Tafazolli, and D. Chen, "Performance evaluation of low density spreading multiple access," in *Proc. International Wireless Communications and Mobile Computing Conference (IWCMC)*, Aug. 2012, pp. 383–388.
 - [21] M. A. Imran, M. Al-Imari, and R. Tafazolli, "Low density spreading multiple access," *Journal of Information Technology and Software Engineering*, vol. 2, no. 4, Sep. 2012.
 - [22] M. Al-Imari, P. Xiao, M. A. Imran, and R. Tafazolli, "Uplink non-orthogonal multiple access for 5G wireless networks," in *Proc. International Symposium on Wireless Communications Systems (ISWCS)*, Aug. 2014, pp. 781–785.
 - [23] R. Razavi, R. Hoshyari, M. A. Imran, and Y. Wang, "Information theoretic analysis of LDS scheme," *IEEE Commun. Lett.*, vol. 15, no. 8, pp. 798–800, Aug. 2011.
 - [24] A. Montanari and D. Tse, "Analysis of belief propagation for non-linear problems: The example of CDMA (or: How to prove Tanaka's formula)," in *Proc. IEEE Information Theory Workshop (ITW)*, Mar. 2006, pp. 160–164.
 - [25] H. Nikopour and H. Baligh, "Sparse code multiple access," in *Proc. IEEE Annual International Symposium on Personal, Indoor, and Mobile Radio Communications (PIMRC)*, Sep. 2013, pp. 332–336.
 - [26] Y. Chen, A. Bayesteh, Y. Wu, S. Han, M. Taherzadeh, D. Chen, and J. Ma, "SCMA: A promising non-orthogonal multiple access technology for 5G networks," in *Proc. IEEE Vehicular Technology Conference (VTC-Fall)*, Sep. 2016.
 - [27] D. Cai, P. Fan, X. Lei, Y. Liu, and D. Chen, "Multi-dimensional SCMA codebook design based on constellation rotation and interleaving," in *Proc. IEEE Vehicular Technology Conference (VTC2016-Spring)*, May 2016.
 - [28] Y. Zhou, Q. Yu, W. Meng, and C. Li, "SCMA codebook design based on constellation rotation," in *Proc. IEEE International Conference on Communications (ICC)*, May 2017.
 - [29] M. Alam and Q. Zhang, "Performance study of SCMA codebook design," in *Proc. IEEE Wireless Communications and Networking Conference (WCNC)*, Mar. 2017.
 - [30] —, "Designing optimum mother constellation and codebooks for SCMA," in *Proc. IEEE International Conference on Communications (ICC)*, May 2017.
 - [31] K. Lai, J. Lei, L. Wen, G. Chen, W. Li, and P. Xiao, "Secure transmission with randomized constellation rotation for downlink sparse code multiple access system," *IEEE Access*, vol. 6, pp. 5049–5063, Feb. 2018.
 - [32] L. Yu, X. Lei, P. Fan, and D. Chen, "An optimized design of SCMA codebook based on star-QAM signaling constellations," in *Proc. International Conference on Wireless Communications Signal Processing (WCSP)*, Oct. 2015.
 - [33] L. Yu, P. Fan, X. Lei, and P. T. Mathiopoulos, "BER analysis of SCMA systems with codebooks based on star-QAM signaling constellations," *IEEE Commun. Lett.*, vol. 21, no. 9, pp. 1925–1928, Sep. 2017.
 - [34] V. P. Klimentyev and A. B. Sergienko, "Error probability bounds for SCMA signals," in *IEEE Conference of Russian Young Researchers in Electrical and Electronic Engineering (EIconRus)*, Feb. 2017, pp. 164–168.
 - [35] M. Taherzadeh, H. Nikopour, A. Bayesteh, and H. Baligh, "SCMA codebook design," in *Proc. IEEE Vehicular Technology Conference (VTC2014-Fall)*, Sep. 2014.
 - [36] M. Taherzadeh, H. Nikopour, A. Bayesteh, and M. Baligh, "System and method for designing and using multidimensional constellations," Nov. 2016, US patent 9,509,379.
 - [37] S. Zhang, K. Xiao, B. Xiao, Z. Chen, B. Xia, D. Chen, and S. Ma, "A capacity-based codebook design method for sparse code multiple access systems," in *Proc. International Conference on Wireless Communications Signal Processing (WCSP)*, Oct. 2016.
 - [38] H. Yan, H. Zhao, Z. Lv, and H. Yang, "A top-down SCMA codebook design scheme based on lattice theory," in *Proc. IEEE Annual International Symposium on Personal, Indoor, and Mobile Radio Communications (PIMRC)*, Sep. 2016.
 - [39] C. Yan, G. Kang, and N. Zhang, "A dimension distance-based SCMA codebook design," *IEEE Access*, vol. 5, pp. 5471–5479, May 2017.
 - [40] T. Metkarunchit, "SCMA codebook design base on circular-QAM," in *Proc. Integrated Communications, Navigation and Surveillance Conference (ICNS)*, Apr. 2017.
 - [41] J. Bao, Z. Ma, Z. Ding, G. K. Karagiannidis, and Z. Zhu, "On the design of multiuser codebooks for uplink SCMA systems," *IEEE Commun. Lett.*, vol. 20, no. 10, pp. 1920–1923, Oct. 2016.
 - [42] J. Bao, Z. Ma, M. A. Mahamadu, Z. Zhu, and D. Chen, "Spherical codes for SCMA codebook," in *Proc. IEEE Vehicular Technology Conference (VTC2016-Spring)*, May 2016.
 - [43] D. Zhai, "Adaptive codebook design and assignment for energy saving in SCMA networks," *IEEE Access*, vol. 5, pp. 23 550–23 562, Nov. 2017.
 - [44] J. Bao, Z. Ma, M. Xiao, T. A. Tsiftsis, and Z. Zhu, "Bit-interleaved coded SCMA with iterative multiuser detection: Multidimensional constellations design," *IEEE Trans. Commun.*, to appear, 10.1109/TCOMM.2017.2782325.
 - [45] Q. He, B. Bai, D. Feng, H. Xu, and M. Zhu, "A nonbinary LDPC-coded SCMA system with optimized codebook design," in *Proc. IEEE Vehicular Technology Conference (VTC2017-Fall)*, Sep. 2017.
 - [46] H. Nikopour and M. Baligh, "Systems and methods for sparse code multiple access," Jan. 2016, US patent 9,240,853.
 - [47] J. Peng, W. Chen, B. Bai, X. Guo, and C. Sun, "Joint optimization of constellation with mapping matrix for SCMA codebook design," *IEEE Signal Process. Lett.*, vol. 24, no. 3, pp. 264–268, Mar. 2017.
 - [48] V. P. Klimentyev and A. B. Sergienko, "SCMA codebooks optimization based on genetic algorithm," in *Proc. European Wireless Conference*, May 2017.
 - [49] M. Kulhandjian and C. D'Amours, "Design of permutation-based sparse code multiple access system," in *Proc. IEEE Annual International Symposium on Personal, Indoor, and Mobile Radio Communications (PIMRC)*, Oct. 2017.
 - [50] 3GPP R1-168067 ZTE, "WF on clarification of grant-free transmission for mMTC," Oct. 2016.
 - [51] F. R. Kschischang, B. J. Frey, and H. A. Loeliger, "Factor graphs and the sum-product algorithm," *IEEE Trans. Inf. Theory*, vol. 47, no. 2, pp. 498–519, Feb. 2001.
 - [52] F. Wei and W. Chen, "Low complexity iterative receiver design for sparse code multiple access," *IEEE Trans. Commun.*, vol. 65, no. 2, pp. 621–634, Feb. 2017.
 - [53] M. Vameghestahbanati, I. Marsland, R. H. Gohary, and H. Yanikomeroglu, "Polar codes for SCMA systems," in *Proc. IEEE Vehicular Technology Conference (VTC2017-Fall)*, Sep. 2017.
 - [54] J. van de Beek and B. M. Popovic, "Multiple access with low-density signatures," in *Proc. IEEE Global Telecommunications Conference*, Nov. 2009.
 - [55] H. Khoshnevis, I. Marsland, and H. Yanikomeroglu, "Design of high-SNR multidimensional constellations for orthogonal transmission in a Nakagami- m fading channel," *IEEE Access*, vol. 5, pp. 26 623–26 638, Dec. 2017.
 - [56] J. Proakis and M. Salehi, *Digital Communications*. 5th ed. NY, McGraw-Hill, 2008.

- [57] M. Boko and R. Dinis, "Designing good multi-dimensional constellations," *IEEE Commun. Lett.*, vol. 1, no. 3, pp. 221–224, June 2012.
- [58] E. Biglieri, J. Proakis, and S. Shamai, "Fading channels: information-theoretic and communications aspects," *IEEE Trans. Inf. Theory*, vol. 44, no. 6, pp. 2619–2692, Oct. 1998.
- [59] J. Boutros, E. Viterbo, C. Rastello, and J. C. Belfiore, "Good lattice constellations for both Rayleigh fading and Gaussian channels," *IEEE Trans. Inf. Theory*, vol. 42, no. 2, pp. 502–518, Mar. 1996.
- [60] J. Boutros and E. Viterbo, "Signal space diversity: a power- and bandwidth-efficient diversity technique for the Rayleigh fading channel," *IEEE Trans. Inf. Theory*, vol. 44, no. 4, pp. 1453–1467, Jul. 1998.
- [61] A. Chindapol and J. A. Ritcey, "Design, analysis, and performance evaluation for BICM-ID with square QAM constellations in Rayleigh fading channels," *IEEE J. Sel. Areas Commun.*, vol. 19, no. 5, pp. 944–957, May 2001.
- [62] P. R. Balogun, I. D. Marsland, R. H. Gohary, and H. Yanikomeroglu, "Polar code design for irregular multidimensional constellations," *IEEE Access*, vol. 5, pp. 21 941–21 953, Nov. 2017.
- [63] C. Rächinger, R. R. Müller, and J. B. Huber, "Bit-interleaved coded modulation for phase shift keying on the hypersphere," in *Proc. IEEE International Symposium on Information Theory (ISIT)*, June 2017, pp. 496–500.
- [64] C. Stierstorfer and R. F. H. Fischer, "(Gray) mappings for bit-interleaved coded modulation," in *Proc. IEEE Vehicular Technology Conference (VTC2007-Spring)*, Apr. 2007, pp. 1703–1707.
- [65] E. Agrell and A. Alvarado, "On optimal constellations for BICM at low SNR," in *Proc. Information Theory Workshop*, Oct. 2009, pp. 480–484.
- [66] —, "Optimal alphabets and binary labelings for BICM at low SNR," *IEEE Trans. Inf. Theory*, vol. 57, no. 10, pp. 6650–6672, Oct. 2011.
- [67] O. Alamri, B. Poupard, M. El-Hajjar, S. X. Ng, and L. Hanzo, "On multidimensional BICM-ID constellation labelling," in *Proc. IEEE International Conference on Communications*, May 2010.
- [68] G. Caire, G. Taricco, and E. Biglieri, "Bit-interleaved coded modulation," *IEEE Trans. Inf. Theory*, vol. 44, no. 3, pp. 927–946, May 1998.
- [69] Z. Bai, B. Li, M. Yang, Z. Yan, X. Zuo, and Y. Zhang, "FH-SCMA: frequency-hopping based sparse code multiple access for next generation Internet of Things," in *Proc. IEEE Wireless Communications and Networking Conference (WCNC)*, Mar. 2017.
- [70] J. Dai, K. Niu, Z. Si, and J. Lin, "Polar coded non-orthogonal multiple access," in *Proc. IEEE International Symposium on Information Theory (ISIT)*, July 2016, pp. 988–992.
- [71] A. B. Sergienko and V. P. Klimentyev, "SCMA detection with channel estimation error and resource block diversity," in *Proc. International Siberian Conference on Control and Communications (SIBCON)*, May 2016.
- [72] V. P. Klimentyev and A. B. Sergienko, "A low-complexity SCMA detector for AWGN channel based on solving overdetermined systems of linear equations," in *Proc. International Symposium Problems of Redundancy in Information and Control Systems (REDUNDANCY)*, Sept. 2016, pp. 61–65.
- [73] J. Dai, K. Niu, C. Dong, and J. Lin, "Improved message passing algorithms for sparse code multiple access," *IEEE Trans. Veh. Technol.*, vol. 66, no. 11, pp. 9986–9999, Nov. 2017.
- [74] M. Vameghestahbanati, E. Bedeer, I. Marsland, R. H. Gohary, and H. Yanikomeroglu, "Enabling sphere decoding for SCMA," *IEEE Commun. Lett.*, vol. 21, no. 12, pp. 2750–2753, Dec. 2017.
- [75] Altera Innovate Asia FPGA Design Contest. (2015) 5G Algorithm Innovation Competition. [Online]. Available: <http://www.innovateasia.com/5g/en/gp2.html>.
- [76] J. Dnes and A. Keedwell, *Latin Squares: New Developments in the Theory and Applications*. Elsevier, 1991.
- [77] A. Bayesteh, H. Nikopour, M. Taherzadeh, H. Baligh, and J. Ma, "Low Complexity Techniques for SCMA Detection," in *Proc. IEEE Globecom Workshops (GC Wkshps)*, Dec. 2015.
- [78] Y. Xin, Z. Wang, and G. B. Giannakis, "Space-time diversity systems based on linear constellation precoding," *IEEE Trans. Wireless Commun.*, vol. 2, no. 2, pp. 294–309, Mar. 2003.
- [79] S. P. Herath, N. H. Tran, and T. Le-Ngoc, "Rotated multi-D constellations in Rayleigh fading: mutual information improvement and pragmatic approach for near-capacity performance in high-rate regions," *IEEE Trans. Commun.*, vol. 60, no. 12, pp. 3694–3704, Dec. 2012.
- [80] T. C. Wong, H. M. Kwon, and A. Mukherjee, "Hybrid multi-dimensional modulation for Gaussian and fading channels," in *Proc. IEEE Vehicular Technology Conference (VTC2010-Fall)*, Sep. 2010.
- [81] N. Sloane, "Tables of sphere packings and spherical codes," *IEEE Trans. Inf. Theory*, vol. 27, no. 3, pp. 327–338, May 1981.
- [82] Huawei White Paper. (April 2015) 5G: New air interface and radio access virtualization. [Online]. Available: http://www.huawei.com/minisite/has2015/img/5g_radio_whitepaper.pdf.
- [83] Q. Xie, Z. Yang, J. Song, and L. Hanzo, "EXIT-chart-matching-aided near-capacity coded modulation design and a BICM-ID design example for both Gaussian and Rayleigh channels," *IEEE Trans. Veh. Technol.*, vol. 62, no. 3, pp. 1216–1227, Mar. 2013.
- [84] Z. q. Luo, W. k. Ma, A. M. c. So, Y. Ye, and S. Zhang, "Semidefinite relaxation of quadratic optimization problems," *IEEE Signal Process. Mag.*, vol. 27, no. 3, pp. 20–34, May 2010.
- [85] C. D'Amours, "Parity bit selected spreading sequences: a block coding approach to spread spectrum," *IEEE Commun. Lett.*, vol. 9, no. 1, pp. 16–18, Jan. 2005.
- [86] M. Shi, C. D'Amours, and A. Yongacoglu, "Design of spreading permutations for MIMO-CDMA based on space-time block codes," *IEEE Commun. Lett.*, vol. 14, no. 1, pp. 36–38, Jan. 2010.
- [87] S. Moussa, A. O. Dahmane, C. D'Amours, and H. Hamam, "MIMO-OFDM scheme based on permutation spreading," in *Proc. International Conference on Advanced Communication Technology (ICACT)*, Feb. 2012, pp. 679–682.
- [88] G. Romano, F. Palmieri, and P. K. Willett, "Soft iterative decoding for overloaded CDMA," in *Proc. IEEE International Conference on Acoustics, Speech, and Signal Processing*, vol. 3, Mar. 2005.
- [89] M. Dabiri and H. Saeedi, "Dynamic SCMA codebook assignment methods: A comparative study," *IEEE Commun. Lett.*, vol. 22, no. 2, pp. 364–367, Feb. 2018.
- [90] T. S. Rappaport, *Wireless Communications: Principles and Practice*. Prentice Hall, 1996.
- [91] Evolved Universal Terrestrial Radio Access Network, "3rd Generation Partnership Project; Technical Specification Group Radio Access Network; Evolved Universal Terrestrial Radio Access Network," 2011.
- [92] H. Zarrinkoub, *Understanding LTE with MATLAB: from Mathematical Modeling to Simulation and Prototyping*. John Wiley & Sons, 2014.
- [93] R. Knopp and P. A. Humblet, "On coding for block fading channels," *IEEE Trans. Inf. Theory*, vol. 46, no. 1, pp. 189–205, Jan. 2000.
- [94] Y. Du, B. Dong, Z. Chen, J. Fang, and L. Yang, "Shuffled multiuser detection schemes for uplink sparse code multiple access systems," *IEEE Commun. Lett.*, vol. 20, no. 6, pp. 1231–1234, June 2016.
- [95] Y. Du, B. Dong, Z. Chen, J. Fang, and X. Wang, "A fast convergence multiuser detection scheme for uplink SCMA systems," *IEEE Wireless Commun. Lett.*, vol. 5, no. 4, pp. 388–391, Aug. 2016.
- [96] Y. Du, B. Dong, Z. Chen, J. Fang, P. Gao, and Z. Liu, "Low-complexity detector in sparse code multiple access systems," *IEEE Commun. Lett.*, vol. 20, no. 9, pp. 1812–1815, Sep. 2016.
- [97] Y. Wang and L. Qiu, "Edge selection-based low complexity detection scheme for SCMA system," in *Proc. IEEE Vehicular Technology Conference (VTC-Fall)*, Sep. 2016.
- [98] B. Tomasi, F. Gabry, V. Bioglio, I. Land, and J. C. Belfiore, "Low-complexity receiver for multi-level polar coded modulation in non-orthogonal multiple access," in *Proc. IEEE Wireless Communications and Networking Conference Workshops (WCNCW)*, Mar. 2017.
- [99] X. Meng, Y. Wu, Y. Chen, and M. Cheng, "Low complexity receiver for uplink SCMA system via expectation propagation," in *Proc. IEEE Wireless Communications and Networking Conference (WCNC)*, Mar. 2017.
- [100] J. Dai, K. Niu, C. Dong, and J. Lin, "Scaling factor aided iterative multiuser receiver for sparse code multiple access," *IEEE Commun. Lett.*, vol. 21, no. 8, pp. 1723–1726, Aug. 2017.
- [101] C. Zhang, Y. Luo, and Y. Chen, "A low complexity SCMA detector based on discretization," *IEEE Trans. Wireless Commun.*, to appear, 10.1109/TWC.2018.2792425.
- [102] M. Jia, L. Wang, Q. Guo, X. Gu, and W. Xiang, "A low complexity detection algorithm for fixed up-link SCMA system in mission critical scenario," *IEEE Internet Things J.*, To appear, 10.1109/IIOT.2017.2696028.
- [103] Y. Wu, S. Zhang, and Y. Chen, "Iterative multiuser receiver in sparse code multiple access systems," in *Proc. IEEE International Conference on Communications (ICC)*, June 2015, pp. 2918–2923.
- [104] J. Bao, Z. Ma, M. Xiao, T. A. Tsiftsis, and Z. Zhu, "Performance analysis of uplink sparse code multiple access with iterative multiuser receiver," in *Proc. IEEE International Conference on Communications (ICC)*, May 2017.
- [105] S. Zhang, B. Xiao, K. Xiao, Z. Chen, and B. Xia, "Design and analysis of irregular sparse code multiple access," in *Proc. International Conference on Wireless Communications Signal Processing (WCSP)*, Oct. 2015.

- [106] C. Jiang and Z. Wu, "A novel uplink NOMA scheme based on low density superposition modulation," in *Proc. IEEE Vehicular Technology Conference (VTC2017-Fall)*, Sep. 2017.
- [107] M. C. Ilter, H. Yanikomeroglu, and P. A. Dmochowski, "BER upper bound expressions in coded two-transmission schemes with arbitrarily spaced signal constellations," *IEEE Commun. Lett.*, vol. 20, no. 2, pp. 248–251, Feb. 2016.
- [108] M. C. Ilter, P. A. Dmochowski, and H. Yanikomeroglu, "Revisiting error analysis in convolutionally coded systems: The irregular constellation case," *IEEE Trans. Commun.*, vol. 66, no. 2, pp. 465–477, Feb. 2018.
- [109] J. Bao, Z. Ma, M. Xiao, and Z. Zhu, "Error performance of sparse code multiple access networks with joint ML detection," in *Proc. IEEE Vehicular Technology Conference (VTC Spring)*, May 2016.
- [110] J. Bao, Z. Ma, G. K. Karagiannidis, M. Xiao, and Z. Zhu, "Joint multiuser detection of multidimensional constellations over fading channels," *IEEE Trans. Commun.*, vol. 65, no. 1, pp. 161–172, Jan. 2017.
- [111] D. Cai, P. Fan, and P. T. Mathiopoulos, "A tight lower bound for the symbol error performance of the uplink sparse code multiple access," *IEEE Wireless Commun. Lett.*, vol. 6, no. 2, pp. 190–193, Apr. 2017.