

Finite element error estimates for normal derivatives on boundary concentrated meshes

Johannes Pfefferer *

Max Winkler[†]

Abstract

This paper is concerned with approximations and related discretization error estimates for the normal derivatives of solutions of linear elliptic partial differential equations. In order to illustrate the ideas, we consider the Poisson equation with homogeneous Dirichlet boundary conditions and use standard linear finite elements for its discretization. The underlying domain is assumed to be polygonal but not necessarily convex. Approximations of the normal derivatives are introduced in a standard way as well as in a variational sense. On general quasi-uniform meshes, one can show that these approximate normal derivatives possess a convergence rate close to one in L^2 as long as the singularities due to the corners are mild enough. Using boundary concentrated meshes, we show that the order of convergence can even be doubled in terms of the mesh parameter while increasing the complexity of the discrete problems only by a small factor. As an application, we use these results for the numerical analysis of Dirichlet boundary control problems, where the control variable corresponds to the normal derivative of some adjoint variable.

Key Words

finite element error estimates, local mesh refinement, boundary concentrated meshes, Dirichlet boundary control, surface flux, normal derivatives

AMS subject classification

35J05, 49J20, 65N15, 65N30

1 Introduction

The main purpose of this paper is to investigate convergence properties of two types of approximations to the normal derivative of the weak solution u of the Poisson equation

$$-\Delta u = f \quad \text{in } \Omega, \quad u = 0 \quad \text{on } \partial\Omega,$$

*Technical University of Munich, Department of Mathematics, Chair of Optimal Control, Boltzmannstraße 3, 85748 Garching by Munich, Germany. pfefferer@ma.tum.de

[†]Chemnitz University of Technology, Faculty of Mathematics, Professorship Numerical Mathematics (Partial Differential Equations), Straße der Nationen 62, 09111 Chemnitz, Germany. max.winkler@mathematik.tu-chemnitz.de

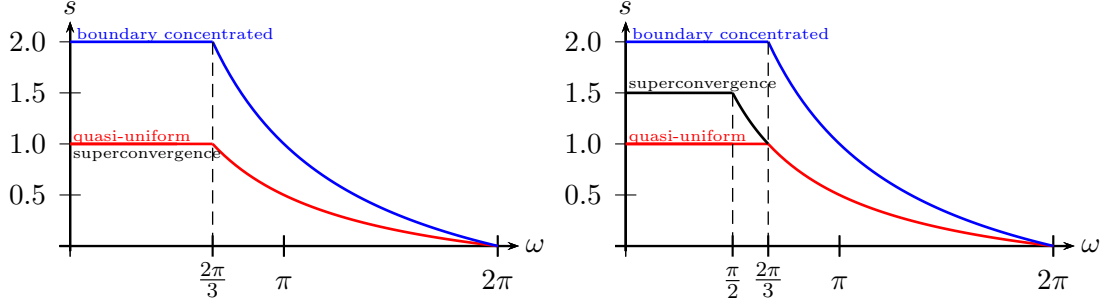


Figure 1: Convergence rates for $\partial_n u_h$ and $\partial_n^h u_h$ depending on ω for the different types of meshes.

posed in polygonal domains Ω . The first approximation, denoted by $\partial_n u_h$, is defined in a classical way, whereas the second one, denoted by $\partial_n^h u_h$, is introduced in a variational sense. Both of them require the knowledge about discrete solutions u_h to the Poisson equation. In this regard and also to illustrate the ideas, we choose standard linear finite elements for the discretization.

In the recent past, error estimates for the two different approximations have been established. In general, the quality of the estimates do not only depend on the regularity of the solution but also on the structure of the underlying computational meshes. We emphasize that in the present case of polygonal domains the regularity of the solution may additionally be lowered by the appearance of corner singularities even though the input datum f is arbitrarily smooth. In the following, for a concise discussion of the results from literature, we assume that the regularity of the solution is only limited by the singular terms coming from the corners and not by rough input data.

On general quasi-uniform meshes, the classical and the discrete variational normal derivative converge in $L^2(\partial\Omega)$ with the rate $s = 1$ (up to logarithmic factors), provided that the largest interior angle ω in the domain is less than $2\pi/3$. For larger interior angles the convergence rate is reduced due to the corner singularities. More precisely, the convergence rate fulfills $s < \pi/\omega - 1/2$. The corresponding results for the classical approximation $\partial_n u_h$ of the normal derivative have been discussed in [14, 20], whereas related results for the discrete variational normal derivative $\partial_n^h u_h$ can be found in [4]. On certain superconvergence meshes, where, roughly speaking, neighboring elements almost form a parallelogram, the convergence rate for the discrete variational normal derivative $\partial_n^h u_h$ can be improved to $s = 3/2$ (again up to logarithmic factors) if the largest interior angle is less than $\pi/2$. Otherwise, the convergence rate s satisfies the condition from before, cf. [4]. The convergence rates s for the different approximations of the normal derivatives are illustrated in Figure 1 depending on the largest interior angle ω and the structure of the underlying computational meshes.

As the quantities of interest live on the boundary, it might be promising to appropriately refine the mesh towards the boundary. In this regard, we consider a certain class of boundary concentrated meshes. These are isotropically refined towards the boundary such that the element diameter at the boundary is of order h^2 with h denoting the maximal element diameter in the interior of the domain. As we will see, the number of elements corresponding to such meshes is of order $h^{-2} |\ln h|$ and no longer of order h^{-2} as in case of quasi-uniform meshes. However, with this slight increase in the number of elements, it is possible to double the convergence rates of the two different approximations in terms of the maximal element diameter h (compared to

general quasi-uniform meshes). More precisely, the convergence rate s in $L^2(\partial\Omega)$ is two (up to logarithmic factors) as long as the largest interior angle is less than $2\pi/3$. For larger interior angles we obtain a rate s fulfilling $s < 2(\pi/\omega - 1/2)$, see Figure 1 for an illustration.

Our proof of error estimates for the approximating normal derivatives heavily relies on finite element error estimates in weighted $L^2(\Omega)$ -norms. Thereby, the weight is a regularized distance function with respect to the boundary. In order to bound these finite element errors on graded meshes appropriately, one has to be able to handle the weights within the estimates. This requires to establish regularity results in weighted Sobolev spaces with the aforementioned regularized distance function as weight. Based on this, the weighted L^2 -errors can then be treated by an adapted duality argument employing a dyadic decomposition of the domain with respect to its boundary and local energy norm estimates on the subsets. These techniques are known for instance from maximum norm error estimates [2, 27, 28] or from finite element error estimates on the boundary for the Neumann problem [6, 29]. However, in all these references the weights, and hence the dyadic decomposition used in the proofs, are related to the corners of the polygonal domain.

As an application of the discrete variational normal derivative $\partial_n^h u_h$ we consider Dirichlet boundary control problems with $L^2(\partial\Omega)$ -regularization, where this type of normal derivative naturally arises in the discrete optimality system. In the last decade, Dirichlet boundary control problems have been under active research. We start with mentioning the contribution [10], where a control constrained problem subject to a semilinear elliptic equation is considered. There, a convergence order of $s < \min(1, \pi/2\omega)$ is proved for the error of the controls in $L^2(\partial\Omega)$. This means a rate close to one is only possible if the largest interior angle is less than $\pi/2$. However, non-convex domains are excluded in that reference. Later on, in [19], comparable results for the controls are provided in case of linear problems without control constraints. In addition, the authors of this reference show that the states exhibit better convergence properties. The proof relies on a duality argument and estimates for the controls in weaker norms than $L^2(\partial\Omega)$. We note that, to the best of our knowledge, such an argumentation is restricted to problems without control constraints. For a certain time, this was the state of the art. Nevertheless, numerical experiments indicated that the controls converge with an order close to one also for larger interior angles, and can even achieve a rate close to $3/2$ if the underlying meshes satisfy certain superconvergence properties. For smooth domains Ω , where no corner singularities appear, these convergence rates for general and superconvergence meshes are shown in [11]. Therein, the domain is approximated by a sequence of polygons, on which the discrete approximations are posed. The first contributions dealing with quasi-optimal convergence rates for quasi-uniform and superconvergence meshes in polygonal domains are [3] and [4]. More precisely, in [3], accurate regularity results are derived for the solution of the optimal control problem. In [4], these are applied within the proofs of the error estimates for the control. The rates of convergence for the controls in the unconstrained case coincide with those from above for the discrete variational normal derivative $\partial_n^h u_h$, as such an error for the adjoint state is one of the dominating error contributions. In these references, the control constrained case is discussed as well. While in convex domains the error estimates for the controls are similar to those in the unconstrained case (depending on the specific choice of the control bounds), in non-convex domains the convergence rates are considerably larger. This is due to a smoothing effect of the control bounds on the continuous solution. For a more detailed discussion, we refer to the introduction of [4]. In the present paper, we only consider the case without control constraints. However, we notice that the estimates can be extended to the control constrained case as well. In the unconstrained case, if we use boundary concentrated meshes, we

obtain a rate s of two (up to logarithmic factors) as long as the interior angles are less than $2\pi/3$. Otherwise, we get the reduced rate $s < 2(\pi/\omega - 1/2)$. This is quite natural as we have already observed that the error for the discrete variational normal derivative is the limiting term within the error estimates.

Finally, we notice that there is an alternative approach to the $L^2(\partial\Omega)$ -regularization. Several articles, for instance [16, 23, 24], consider a regularization in the $H^{1/2}(\partial\Omega)$ -norm instead. This guarantees a higher regularity of the solution. In numerical experiments it turns out that the convergence rate in case of a standard discretization on quasi-uniform meshes seems to be one order higher than for the $L^2(\partial\Omega)$ -regularization in case of quasi-uniform meshes, this is $s = 2$ (up to logarithmic factors) if $\omega < 2\pi/3$, and $s < \pi/\omega + 1/2$ if $\omega \geq 2\pi/3$. To the best of our knowledge, the corresponding estimates in the literature show a lower rate of convergence. This is mainly due to the fact that either standard techniques are used to bound the error for the discrete variational normal derivative or lower regularity of the data is assumed. A proof of the convergence rates stated above will be subject of a forthcoming article.

The paper is organized as follows: In Section 2, we introduce the variational formulation to the Poisson equation and establish regularity results in weighted Sobolev spaces, where the weight is a regularized distance function with respect to the boundary. Moreover, we collect several regularity results in different weighted Sobolev spaces from the literature for the later error analysis. The discretization of the Poisson equation and the boundary concentrated meshes are introduced at the beginning of Section 3. Moreover, the discretization error estimates in weighted $L^2(\Omega)$ -norms are proven in this section. These are applied in Section 4 in order to derive the error estimates for the two different approximations to the normal derivative of the solution of the Poisson equation. In addition, numerical experiments are included in this section which underline the theoretical findings. The numerical analysis for Dirichlet boundary control problems is outlined in Section 5. Moreover, numerical examples are presented which exactly show the convergence rates from the theory.

In the following c will denote a generic constant which is always independent of the mesh parameter h . We will use the notation $a \sim b$ to indicate that $a \leq cb$ and $b \leq ca$.

2 Weighted regularity for elliptic problems

Let us first introduce some notation which is used in this paper. We consider computational domains $\Omega \subset \mathbb{R}^2$ that are bounded by a polygon $\Gamma := \partial\Omega$. The corner points are numerated counter-clockwise and are denoted by \mathbf{c}_j , $j \in \mathcal{C} := \{1, \dots, d\}$. The interior angle at a corner point \mathbf{c}_j is denoted by ω_j . The index set \mathcal{C}_{non} collects all indices j with $\omega_j > \pi$, i.e., the indices corresponding to non-convex corners. The boundary edge having endpoints \mathbf{c}_j and \mathbf{c}_{j+1} ($\mathbf{c}_{d+1} := \mathbf{c}_1$) is denoted by Γ_j , $j \in \mathcal{C}$. The classical Sobolev spaces are denoted as usual by $W^{k,p}(\Omega)$ for $k \in \mathbb{N}_0$, $p \in [1, \infty]$, and by $H^k(\Omega)$ in case of $p = 2$. The corresponding norms are denoted by $\|\cdot\|_{W^{k,p}(\Omega)}$ and $\|\cdot\|_{H^k(\Omega)}$, respectively. By $H_0^k(\Omega)$ we denote the completion of $C_0^\infty(\Omega)$ functions with respect to $\|\cdot\|_{H^k(\Omega)}$. Moreover, we use the notation $\|\cdot\|_{L^2(\Omega)}$ and $(\cdot, \cdot)_{L^2(\Omega)}$ for the norm and the inner product in $L^2(\Omega) = H^0(\Omega)$. An analogous notation is used for the spaces defined on the boundary.

For $f \in L^2(\Omega)$ we consider the Poisson equation in variational form:

$$\text{Find } u \in H_0^1(\Omega): \quad (\nabla u, \nabla v)_{L^2(\Omega)} = (f, v)_{L^2(\Omega)} \quad \forall v \in H_0^1(\Omega). \quad (1)$$

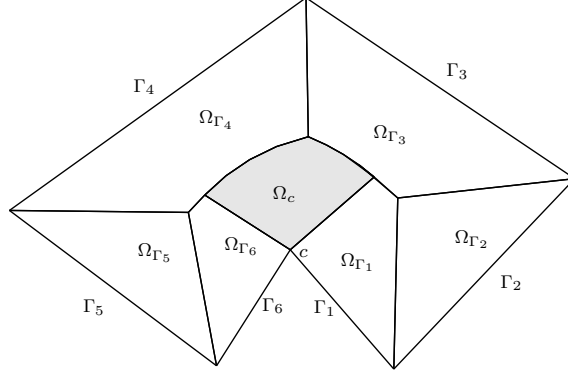


Figure 2: Decomposition of Ω into the sets Ω_i , $i \in \mathcal{C}$, and $\Omega_{\mathbf{c}}$.

We introduce the regularized distance function

$$\sigma(x) := d_I + \rho(x) \quad \text{with} \quad \rho(x) := \text{dist}(x, \Gamma) := \inf_{y \in \Gamma} |x - y|, \quad (2)$$

and some number $d_I \in (0, e^{-1})$ exactly specified later. In the following we investigate regularity results in weighted spaces containing σ as weight function.

Lemma 2.1. *There exists a constant $c > 0$ independent of d_I such that*

- (i) $\|\sigma^{-1}u\|_{L^2(\Omega)} + \|\nabla u\|_{L^2(\Omega)} \leq c\|\sigma f\|_{L^2(\Omega)},$
- (ii) $\|\sigma^{-1/2}u\|_{L^2(\Omega)} + |\ln d_I| \|\sigma^{1/2}\nabla u\|_{L^2(\Omega)} \leq c|\ln d_I|^2 \|\sigma^{3/2}f\|_{L^2(\Omega)}, \quad \text{if } \Omega \text{ is convex.}$

Proof. As illustrated in Figure 2 we associate to each edge Γ_i , $i \in \mathcal{C}$, the subsets

$$\Omega_{\Gamma_i} := \{x \in \Omega: \rho(x) = \text{dist}(x, \Gamma_i)\},$$

and to each non-convex corner \mathbf{c}_j with $j \in \mathcal{C}_{\text{non}}$ the subsets

$$\Omega_{\mathbf{c}_j} := \{x \in \Omega: \rho(x) = |x - \mathbf{c}_j|\}$$

such that

$$\bar{\Omega} = \left(\bigcup_{i=1}^d \bar{\Omega}_{\Gamma_i} \right) \cup \left(\bigcup_{j \in \mathcal{C}_{\text{non}}} \bar{\Omega}_{\mathbf{c}_j} \right).$$

For each set Ω_{Γ_i} , we introduce the local coordinates $(x_i, y_i)^\top = F_i^{-1}(x, y)$ with an affine linear map $F_i(x_i, y_i) := B_i(x_i, y_i)^\top + b_i$. Here, $B_i \in \mathbb{R}^{2 \times 2}$ is a rotation matrix and $b_i \in \mathbb{R}^2$ a translation vector chosen in such a way that $F_i(0, 0) = \mathbf{c}_i$ and $F_i(|\Gamma_i|, 0) = \mathbf{c}_{i+1}$. Moreover, we introduce the bounds \bar{x}_i and $\bar{y}_i(x_i)$ such that Ω_{Γ_i} can be parameterized in local coordinates by

$$\Omega_{\Gamma_i} = \{(x, y)^\top = F_i(x_i, y_i) \in \mathbb{R}^2: x_i \in (0, \bar{x}_i), y_i \in (0, \bar{y}_i(x_i))\}. \quad (3)$$

The regularized distance function satisfies for $(x, y) \in \Omega_{\Gamma_i}$

$$\sigma(x, y) = d_I + y_i(x, y) \quad \text{and} \quad \nabla \sigma(x, y) = B_i \begin{pmatrix} 0 \\ 1 \end{pmatrix}. \quad (4)$$

Moreover, we write $u_{\Gamma_i}(x_i, y_i) = u(F_i(x_i, y_i))$ and confirm that

$$\nabla_{\Gamma_i} u_{\Gamma_i}(x_i, y_i) = B_i^\top \nabla u(F_i(x_i, y_i)) \quad \text{with} \quad \nabla_{\Gamma_i} = (\partial/\partial x_i, \partial/\partial y_i)^\top.$$

To describe the sets Ω_{c_j} , we instead use polar coordinates $r_j(x, y)$ and $\varphi_j(x, y)$ located at the corner c_j such that $(r_j(c_{j+1}), \varphi_j(c_{j+1}))^\top = (|\Gamma_j|, 0)^\top$. Then, we find a representation of the form

$$\Omega_{c_j} = \{(x, y)^\top = (r_j \cos \varphi_j, r_j \sin \varphi_j)^\top \in \mathbb{R}^2 : \varphi_j \in \left(\frac{\pi}{2}, \omega_j - \frac{\pi}{2}\right), r_j \in (0, \bar{r}_j(\varphi_j))\}$$

with an appropriate function \bar{r}_j . Within Ω_{c_j} we write $u_{c_j}(r_j, \varphi_j) = u(r_j \cos \varphi_j, r_j \sin \varphi_j)$. There is the relation

$$\nabla_{c_j} u_{c_j}(r_j, \varphi_j) = \begin{pmatrix} \cos \varphi_j & \sin \varphi_j \\ -r_j \sin \varphi_j & r_j \cos \varphi_j \end{pmatrix} \nabla u(r_j \cos \varphi_j, r_j \sin \varphi_j)$$

with $\nabla_{c_j} = (\partial/\partial r_j, \partial/\partial \varphi_j)^\top$. Moreover, the weight function σ possesses for $(x, y) \in \Omega_{c_j}$ the representation

$$\sigma(x, y) = d_I + r_j(x, y).$$

The result (i) follows from the weak formulation of (1) and the Cauchy-Schwarz inequality:

$$\|\nabla u\|_{L^2(\Omega)}^2 = (\nabla u, \nabla u)_{L^2(\Omega)} = (f, u)_{L^2(\Omega)} \leq \|\sigma f\|_{L^2(\Omega)} \|\sigma^{-1} u\|_{L^2(\Omega)}. \quad (5)$$

Once we have shown $\|\sigma^{-1} u\|_{L^2(\Omega)} \leq c \|\nabla u\|_{L^2(\Omega)}$, the result is proven. For that purpose, we consider the sub-domains Ω_{Γ_i} and Ω_{c_i} separately. Integration by parts using the local coordinates (x_i, y_i) and the fact that $u|_\Gamma \equiv 0$ implies together with the Cauchy-Schwarz inequality

$$\begin{aligned} \frac{1}{2} \|\sigma^{-1} u\|_{L^2(\Omega_{\Gamma_i})}^2 &= \frac{1}{2} \int_0^{\bar{x}_i} \int_0^{\bar{y}_i(x_i)} \frac{u_{\Gamma_i}^2(x_i, y_i)}{(d_I + y_i)^2} dy_i dx_i \\ &= -\frac{1}{2} \int_0^{\bar{x}_i} \frac{u_{\Gamma_i}^2(x_i, y_i)}{d_I + y_i} \Big|_{y_i=0}^{\bar{y}_i(x_i)} dx + \int_0^{\bar{x}_i} \int_0^{\bar{y}_i(x_i)} \frac{u_{\Gamma_i}(x_i, y_i) \partial_{y_i} u_{\Gamma_i}(x_i, y_i)}{d_I + y_i} dy_i dx_i \\ &\leq \|\sigma^{-1} u\|_{L^2(\Omega_{\Gamma_i})} \|\nabla_{\Gamma_i} u_{\Gamma_i}\|_{L^2(\Omega_{\Gamma_i})} = \|\sigma^{-1} u\|_{L^2(\Omega_{\Gamma_i})} \|\nabla u\|_{L^2(\Omega_{\Gamma_i})}. \end{aligned}$$

In case of the sub-domains Ω_{c_j} , we first use the property $\sigma(x) \geq r_j(x)$. In a second step we enlarge the domain to a circular sector with radius $\hat{r}_j = \max_{\varphi_j} \bar{r}_j(\varphi_j)$ and $\varphi_j \in (0, \omega_j)$ containing Ω_{c_j} . Afterwards, we use the fact that $u|_\Gamma \equiv 0$ in combination with a Poincaré type inequality on the enlarged domain. This leads to

$$\begin{aligned} \|\sigma^{-1} u\|_{L^2(\Omega_{c_j})}^2 &\leq \int_{\frac{\pi}{2}}^{\omega_j - \frac{\pi}{2}} \int_0^{\bar{r}_j(\varphi_j)} r_j^{-1} u_{c_j}(r_j, \varphi_j)^2 dr_j d\varphi_j \leq \int_0^{\omega_j} \int_0^{\hat{r}_j} r_j^{-1} u_{c_j}(r_j, \varphi_j)^2 dr_j d\varphi_j \\ &\leq c \int_0^{\hat{r}_j} \int_0^{\omega_j} r_j^{-1} (\partial_{\varphi_j} u_{c_j}(r_j, \varphi_j))^2 d\varphi_j dr_j \leq c \int_0^{\hat{r}_j} \int_0^{\omega_j} r_j |\nabla u(r_j \cos \varphi_j, r_j \sin \varphi_j)|^2 d\varphi_j dr_j \\ &\leq c \|\nabla u\|_{L^2(\Omega)}^2. \end{aligned}$$

Summation over all subsets Ω_{Γ_i} , $i \in \mathcal{C}$, and $\Omega_{\mathbf{c}_j}$, $j \in \mathcal{C}_{\text{non}}$, yields the desired estimate

$$\|\sigma^{-1}u\|_{L^2(\Omega)} \leq c\|\nabla u\|_{L^2(\Omega)}. \quad (6)$$

To show the second estimate (ii), we apply the Leibniz rule:

$$\|\sigma^{1/2}\nabla u\|_{L^2(\Omega)}^2 = \int_{\Omega} \sigma \nabla u \cdot \nabla u = \int_{\Omega} \nabla u \cdot \nabla(\sigma u) - \int_{\Omega} u \nabla u \cdot \nabla \sigma. \quad (7)$$

The variational formulation (1) with $v := \sigma u$ leads to

$$\int_{\Omega} \nabla u \cdot \nabla(\sigma u) = (f, \sigma u)_{L^2(\Omega)} \leq c\|\sigma^{3/2}f\|_{L^2(\Omega)}\|\sigma^{-1/2}u\|_{L^2(\Omega)}. \quad (8)$$

For the second term on the right-hand side of (7) we get from (4)

$$\int_{\Omega} u \nabla u \cdot \nabla \sigma = \sum_{i=1}^d \int_{\Omega_{\Gamma_i}} u_{\Gamma_i}(x_i, y_i) \nabla_{\Gamma_i} u_{\Gamma_i}(x_i, y_i) \cdot \begin{pmatrix} 0 \\ 1 \end{pmatrix} dx_i dy_i = \sum_{i=1}^d \int_{\Omega_{\Gamma_i}} \frac{1}{2} \partial_{y_i} u_{\Gamma_i}(x_i, y_i)^2 dx_i dy_i. \quad (9)$$

Integration by parts and exploiting the fact that u vanishes on Γ yields

$$\begin{aligned} & \int_0^{\bar{x}_i} \int_0^{\bar{y}_i(x_i)} \frac{1}{2} \partial_{y_i} u_{\Gamma_i}(x_i, y_i)^2 dy_i dx_i = \frac{1}{2} \int_0^{\bar{x}_i} u_{\Gamma_i}^2(x_i, \bar{y}_i(x_i)) dx_i \\ & \geq \frac{c_*}{2} \int_0^{\bar{x}_i} u_{\Gamma_i}^2(x_i, \bar{y}_i(x_i)) \sqrt{1 + \bar{y}_i'(x_i)^2} dx_i = \frac{c_*}{2} \|u\|_{L^2(\partial\Omega_{\Gamma_i} \setminus \Gamma)}^2. \end{aligned}$$

The constant

$$c_* := \min_{i \in \mathcal{C}} \operatorname{ess\,inf}_{x_i \in (0, \bar{x}_i)} 1/\sqrt{1 + \bar{y}_i'(x_i)^2}$$

depends solely on the geometry of Ω . Insertion into (9) yields

$$\int_{\Omega} u \nabla u \cdot \nabla \sigma \geq c_* \|u\|_{L^2(\tilde{\Gamma})}^2, \quad \tilde{\Gamma} := \bigcup_{i,j=1}^d \partial\Omega_i \cap \partial\Omega_j. \quad (10)$$

Combining the estimates (7), (8) and (10) leads with Young's inequality to

$$\|\sigma^{1/2}\nabla u\|_{L^2(\Omega)}^2 + c_* \|u\|_{L^2(\tilde{\Gamma})}^2 \leq c |\ln d_I|^2 \|\sigma^{3/2}f\|_{L^2(\Omega)}^2 + \varepsilon |\ln d_I|^{-2} \|\sigma^{-1/2}u\|_{L^2(\Omega)}^2. \quad (11)$$

It remains to appropriately bound the latter term in (11) to show a weighted $L^2(\Omega)$ -estimate for u . The decomposition into the subsets Ω_i , integration by parts and Young's inequality yield

$$\begin{aligned} \|\sigma^{-1/2}u\|_{L^2(\Omega)}^2 &= \sum_{i=1}^d \int_0^{\bar{x}_i} \int_0^{\bar{y}_i(x_i)} \frac{1}{d_I + y_i} u_{\Gamma_i}(x_i, y_i)^2 dy_i dx_i \\ &= \sum_{i=1}^d \left(\int_0^{\bar{x}_i} \ln(d_I + \bar{y}_i(x_i)) u_{\Gamma_i}(x_i, \bar{y}_i(x_i))^2 dx_i \right. \\ &\quad \left. - \int_0^{\bar{x}_i} \int_0^{\bar{y}_i(x_i)} \ln(d_I + y_i) 2u_{\Gamma_i}(x_i, y_i) \partial_{y_i} u_{\Gamma_i}(x_i, y_i) dy_i dx_i \right) \\ &\leq c_{**} \|u\|_{L^2(\tilde{\Gamma})}^2 + \hat{c} |\ln d_I|^2 \|\sigma^{1/2}\nabla u\|_{L^2(\Omega)}^2 + \frac{1}{2} \|\sigma^{-1/2}u\|_{L^2(\Omega)}^2, \end{aligned} \quad (12)$$

with

$$\hat{c} > 0 \quad \text{and} \quad c_{**} := 2 \max_{i \in \mathcal{C}} \operatorname{ess\,sup}_{x_i \in (0, \bar{x}_i)} \frac{\ln(1 + \bar{y}_i(x_i))}{\sqrt{1 + \bar{y}'_i(x_i)^2}}.$$

The latter term in (12) may be kicked back to the left-hand side. Inserting (12) into (11) and choosing

$$\varepsilon = \frac{1}{4} \min \left\{ \frac{c_*}{c_{**}}, \frac{1}{\hat{c}} \right\}$$

yields

$$\begin{aligned} & \|\sigma^{1/2} \nabla u\|_{L^2(\Omega)}^2 + c_* \|u\|_{L^2(\tilde{\Gamma})}^2 \\ & \leq c |\ln d_I|^2 \|\sigma^{3/2} f\|_{L^2(\Omega)}^2 + \frac{1}{2} \left(\|\sigma^{1/2} \nabla u\|_{L^2(\Omega)}^2 + c_* |\ln d_I|^{-2} \|u\|_{L^2(\tilde{\Gamma})}^2 \right). \end{aligned} \quad (13)$$

Due to $d_I < e^{-1}$, a kick-back argument leads to the desired estimate for the term $\|\sigma^{1/2} \nabla u\|_{L^2(\Omega)}$. Using the estimates (12) and (13) we finally confirm that

$$\|\sigma^{-1/2} u\|_{L^2(\Omega)}^2 \leq c \left(\|u\|_{L^2(\tilde{\Gamma})}^2 + |\ln d_I|^2 \|\sigma^{1/2} \nabla u\|_{L^2(\Omega)}^2 \right) \leq c |\ln d_I|^4 \|\sigma^{3/2} f\|_{L^2(\Omega)}^2.$$

□

For technical reasons we decompose our domain into dyadic subsets

$$\Omega_J := \{x \in \Omega : \rho(x) \in (d_{J+1}, d_J)\}, \quad J = 0, \dots, I, \quad (14)$$

where given $d_I \in (0, e^{-1})$, the numbers d_J fulfill $d_{I+1} = 0$, $d_J = 2d_{J+1}$ for $J = I-1, \dots, 1$, and $d_0 = \operatorname{diam}(\Omega)$. Without loss of generality we assume that $|\Omega_0| \neq 0$, otherwise a simple scaling argument can be used to achieve this. By means of the subsets Ω_J , we will be able to handle the weight function σ within the proofs. More precisely, we will especially use that

$$\inf_{x \in \Omega_J} \sigma(x) \sim \sup_{x \in \Omega_J} \sigma(x) \sim d_J, \quad J = 0, \dots, I. \quad (15)$$

In the next lemma we show a local regularity result on the subsets Ω_J and, as a consequence of this, global a priori estimates for second derivatives in weighted norms. Due to pollution effects we have to take into account the patches defined by

$$\Omega'_J := \Omega_{J-1} \cup \Omega_J \cup \Omega_{J+1}, \quad \Omega''_J := \Omega'_{J-1} \cup \Omega'_J \cup \Omega'_{J+1}$$

with the obvious modifications for the cases $J = I, I-1$, and $J = 0, 1$.

Lemma 2.2. *Let $\Omega \subset \mathbb{R}^2$ be a polygonal domain. The solution u of (1) satisfies*

$$(i) \quad \|\nabla^2 u\|_{L^2(\Omega_J)} \leq c \left(d_J^{-1} \|\nabla u\|_{L^2(\Omega'_J)} + \|f\|_{L^2(\Omega'_J)} \right), \quad J = 0, \dots, I,$$

provided that $u \in H^2(\Omega'_J)$. Moreover, if Ω is convex, the estimates

$$\begin{aligned} (ii) \quad & \|\sigma \nabla^2 u\|_{L^2(\Omega)} \leq c \|\sigma f\|_{L^2(\Omega)}, \\ (iii) \quad & \|\sigma^{3/2} \nabla^2 u\|_{L^2(\Omega)} \leq c |\ln d_I| \|\sigma^{3/2} f\|_{L^2(\Omega)} \end{aligned}$$

are fulfilled.

Proof. We consider a covering of Ω_J consisting of finitely many balls $B_{d_J/8}(x_i)$, $i = 1, \dots, N$, with radius $d_J/8$ and centers $x_i \in \Omega_J$. This implies $B_{d_J/4}(x_i) \subset \Omega'_J$. In a first step, we appropriately bound $|\nabla^2 u|$ on $B_{d_J/8}(x_i)$. For this purpose, we introduce a smooth cut-off function $\eta \in C_0^\infty(\Omega)$ satisfying $\eta \equiv 1$ in $B_{d_J/8}(x_i)$ and $\text{supp } \eta \subset B_{d_J/4}(x_i)$. In case of $J = I$ the balls may overlap the boundary. Then, $B_{d_J/8}(x_i)$ and $B_{d_J/4}(x_i)$ are the intersections of each ball with Ω . It is possible to construct η in such a way that $\|D^\alpha \eta\|_{L^\infty(\Omega)} \leq c d_J^{-|\alpha|}$. Next, let $\bar{u} \in \mathbb{R}$ be defined by

$$\bar{u} := \begin{cases} |B_{d_J/4}(x_i)|^{-1} \int_{B_{d_J/4}(x_i)} u & \text{if } \text{supp } \eta \subset \Omega, \\ 0 & \text{otherwise.} \end{cases}$$

The function $\eta(u - \bar{u}) \in H_0^1(\Omega)$ is the weak solution of the boundary value problem

$$-\Delta(\eta(u - \bar{u})) = -\Delta\eta(u - \bar{u}) - 2\nabla u \cdot \nabla \eta + \eta f \quad \text{in } \Omega, \quad \eta(u - \bar{u}) = 0 \quad \text{on } \Gamma.$$

Note that the right-hand side belongs to $L^2(\Omega)$. With standard regularity results [13] we conclude

$$\begin{aligned} \|\nabla^2 u\|_{L^2(B_{d_J/8}(x_i))} &\leq c \|\nabla^2(\eta(u - \bar{u}))\|_{L^2(\Omega)} \leq c \|\Delta(\eta(u - \bar{u}))\|_{L^2(\Omega)} \\ &\leq c \left(d_J^{-2} \|u - \bar{u}\|_{L^2(B_{d_J/4}(x_i))} + d_J^{-1} \|\nabla u\|_{L^2(B_{d_J/4}(x_i))} + \|f\|_{L^2(B_{d_J/4}(x_i))} \right). \end{aligned}$$

An application of the Poincaré inequality allows to bound the first term on the right-hand side by the second one. Note that a careful choice of the midpoints $\{x_i\} \subset \Omega_J$ according to [20, Lemma A.1] guarantees that in each point $x \in \Omega'_J$ only a finite number n of balls $B_{d_J/4}(x_i)$ overlap. The number n depends only on the spatial dimension. Hence, we get the desired estimate (i),

$$\begin{aligned} \|\nabla^2 u\|_{L^2(\Omega_J)}^2 &\leq \sum_{i=1}^N \|\nabla^2 u\|_{L^2(B_{d_J/8}(x_i))}^2 \leq c \sum_{i=1}^N \left(d_J^{-2} \|\nabla u\|_{L^2(B_{d_J/4}(x_i))}^2 + \|f\|_{L^2(B_{d_J/4}(x_i))}^2 \right) \\ &\leq c \left(d_J^{-2} \|\nabla u\|_{L^2(\Omega'_J)}^2 + \|f\|_{L^2(\Omega'_J)}^2 \right). \end{aligned}$$

The estimate (ii) follows from (i) taking into account the relation (15). From this we deduce

$$\begin{aligned} \|\sigma \nabla^2 u\|_{L^2(\Omega)}^2 &\leq c \sum_{J=0}^I d_J^2 \|\nabla^2 u\|_{L^2(\Omega_J)}^2 \leq c \sum_{J=0}^I \left(\|\nabla u\|_{L^2(\Omega'_J)}^2 + d_J^2 \|f\|_{L^2(\Omega'_J)}^2 \right) \\ &\leq c \left(\|\nabla u\|_{L^2(\Omega)}^2 + \|\sigma f\|_{L^2(\Omega)}^2 \right). \end{aligned}$$

With Lemma 2.1 we conclude the assertion. In the same way the estimate (iii) follows. \square

As we consider computational domains having a polygonal boundary, we have to deal with singularities occurring in the vicinity of vertices of the domain as well. For an accurate description of these singularities, we exploit regularity results in weighted Sobolev spaces with weights related to the corners. We denote the distance functions to the corners \mathbf{c}_j by $r_j(x) := |x - \mathbf{c}_j|$, $j \in \mathcal{C}$. Moreover, we introduce the regions $\Omega_R^j := \{x \in \Omega : r_j(x) < R\}$, and choose $R > 0$ appropriately such that these domains do not intersect. Furthermore, we introduce the region $\hat{\Omega}_R := \Omega \setminus \bigcup_{j \in \mathcal{C}} \Omega_R^j$.

On each Ω_R^j we define for $k \in \mathbb{N}_0$, $p \in [1, \infty]$ and $\beta_j \in \mathbb{R}$ the local norm

$$\begin{aligned} \|v\|_{V_{\beta_j}^{k,p}(\Omega_R^j)}^p &:= \sum_{|\alpha| \leq k} \|r_j^{\beta_j+|\alpha|-k} D^\alpha v\|_{L^p(\Omega_R^j)}^p, \quad \text{for } p \in [1, \infty), \\ \|v\|_{V_{\beta_j}^{k,\infty}(\Omega_R^j)} &:= \max_{|\alpha| \leq k} \|r_j^{\beta_j+|\alpha|-k} D^\alpha v\|_{L^\infty(\Omega_R^j)}. \end{aligned}$$

The weighted Sobolev space $V_{\vec{\beta}}^{k,p}(\Omega)$ with weight vector $\vec{\beta} \in \mathbb{R}^d$ is defined as the set of measurable functions with finite norm

$$\|v\|_{V_{\vec{\beta}}^{k,p}(\Omega)} := \|v\|_{W^{k,p}(\hat{\Omega}_{R/2})} + \sum_{j=1}^d \|v\|_{V_{\beta_j}^{k,p}(\Omega_R^j)}. \quad (16)$$

We will frequently use these norms on subdomains $\mathcal{G} \subset \Omega$. In this case, the weight functions r_j are still related to the corners of Ω and not of \mathcal{G} .

Under certain assumptions on the input data, one can show that the solution of (1) belongs to these weighted Sobolev space provided that the weights are sufficiently large. The lower bounds for the weights depend on the singular exponents

$$\lambda_j := \pi/\omega_j, \quad j \in \mathcal{C}.$$

The following result is taken from [21, §1.3, Theorem 3.1] for $p = 2$, and [18, Theorem 2.6.1] for $p \in (1, \infty)$.

Lemma 2.3. *Let $f \in V_{\vec{\beta}}^{0,p}(\Omega)$ with $p \in (1, \infty)$, and $\vec{\beta} \in \mathbb{R}^d$ satisfying $\beta_j \in (2 - 2/p - \lambda_j, 2 - 2/p)$ for all $j \in \mathcal{C}$. Then, the solution u of (1) belongs to $V_{\vec{\beta}}^{2,p}(\Omega)$ and satisfies*

$$\|u\|_{V_{\vec{\beta}}^{2,p}(\Omega)} \leq c \|f\|_{V_{\vec{\beta}}^{0,p}(\Omega)}.$$

Remark 2.4. According to [17, Theorem 7.1.1] (see also [25, Lemma 2.32]) there holds

$$\sum_{j=1}^d \left(\sum_{|\alpha| \leq 1} |(D^\alpha v)(\mathbf{c}_j)| \right) = 0$$

if $v \in V_{\vec{\beta}}^{2,2}(\Omega)$ with $\beta_j < 0$ for $j \in \mathcal{C}$. Thus, if $f \in V_{\vec{\beta}}^{0,2}(\Omega)$ with $\beta_j < 0$ for $j \in \mathcal{C}$, then the normal derivative $\partial_n u$ is equal to zero at each convex corner. At non-convex corners it has a pole in general, see also the discussions in [3].

In order to derive optimal error estimates, we need a similar result for the case $p = \infty$, which is excluded in the previous lemma. However, taking regularity results in weighted Hölder spaces into account (see [18]) the assertion of Lemma 2.3 remains true when assuming slightly more regularity for the right-hand side. For the proof of the following result we refer to [28, Lemma 4.2].

Lemma 2.5. *Assume that $f \in C^{0,\sigma}(\bar{\Omega})$ with some $\sigma \in (0, 1)$. Let the weight vector $\vec{\beta} \in [0, 2)^d$ be chosen such that $\beta_j > 2 - \lambda_j$ for all $j \in \mathcal{C}$. Then, the solution of (1) belongs to $V_{\vec{\beta}}^{2,\infty}(\Omega)$ and satisfies the a priori estimate*

$$\|u\|_{V_{\vec{\beta}}^{2,\infty}(\Omega)} \leq c \|f\|_{C^{0,\sigma}(\bar{\Omega})}.$$

3 Weighted $L^2(\Omega)$ error estimates

We approximate the solution of (1) with linear finite elements. Therefore we introduce a family of conforming triangulations $\{\mathcal{T}_h\}_{h>0}$ consisting of triangular elements, where $h := \max_{T \in \mathcal{T}_h} \text{diam}(T)$ denotes the mesh parameter. As specialty, we consider triangulations which are isotropically refined towards the whole boundary: Let $\rho_T := \text{dist}(T, \Gamma)$ the distance of the element $T \in \mathcal{T}_h$ to the boundary Γ . We assume that

$$h_T := \text{diam}(T) \sim \begin{cases} h^2, & \text{if } \rho_T = 0, \\ h\sqrt{\rho_T}, & \text{if } \rho_T > 0, \end{cases} \quad \forall T \in \mathcal{T}_h. \quad (17)$$

This refinement condition ensures that elements touching the boundary have diameter h^2 . Moreover, elements with $O(1)$ -distance to the boundary have diameter h , and adjacent elements have approximately equal diameter.

Remark 3.1. While the number of elements for quasi-uniform triangulations of planar domains behaves like h^{-2} , there is a slight increase in the number of elements when the refinement condition (17) holds. Let $S_h := \cup\{T \in \mathcal{T}_h : \rho_T = 0\}$. The number of elements belonging to the set S_h , can be estimated by

$$N_{\text{elem}}^{\text{bd}} \sim \frac{|\Gamma|}{\min_{T \subset S_h} |T|} \sim h^{-2}.$$

However, for the number of elements $N_{\text{elem}}^{\text{int}}$ away from the boundary there holds

$$N_{\text{elem}}^{\text{int}} = \sum_{T \not\subset S_h} 1 = \sum_{T \not\subset S_h} |T|^{-1} \int_T dx \sim h^{-2} \int_{\Omega \setminus S_h} \rho(x)^{-1} dx \sim h^{-2} |\ln h|,$$

where we exploited $h_T \sim h\sqrt{\rho_T}$ and the property $\rho_T \sim \rho(x)$ for all $x \in T$ in case of $\rho_T > 0$.

Now, we define the finite-dimensional space $V_{0h} := V_h \cap H_0^1(\Omega)$ with

$$V_h := \{v_h \in C(\bar{\Omega}) : v_h|_T \in \mathcal{P}_1(T) \text{ for all } T \in \mathcal{T}_h\},$$

where $\mathcal{P}_1(T)$ denotes the set of polynomials on the element T of degree at most 1, and determine approximations to u by solving the problem:

$$\text{Find } u_h \in V_{0h} : \quad (\nabla u_h, \nabla v_h)_{L^2(\Omega)} = (f, v_h)_{L^2(\Omega)} \quad \text{for all } v_h \in V_{0h}. \quad (18)$$

The aim of this section is to derive an error estimate in a weighted $L^2(\Omega)$ -norm. Such a term occurs in the applications we have in mind, and will become clear in Section 4. More precisely, the term $\|\sigma^{-3/2}(u - u_h)\|_{L^2(\Omega)}$ with $\sigma = \rho + d_I$ from (2) is considered, where the number d_I satisfies $d_I = 2^{-I}$. The exponent I is chosen such that $d_I = c_I h^2$ with some fixed and mesh-independent constant $c_I > 1$, which we specify later. This construction implies $I \sim |\ln h|$.

As the mesh size solely depends on the distance to the boundary which is bounded within Ω_J by d_J and $d_{J+1} = d_J/2$, the meshes are locally quasi-uniform within each Ω_J , $J = 0, \dots, I$. That means, there are constants $c_1, c_2 > 0$ such that each $T \in \mathcal{T}_h$ with $T \cap \Omega_J \neq \emptyset$ satisfies

$$\begin{aligned} c_1 h \sqrt{d_J} &\leq h_T \leq c_2 h \sqrt{d_J} & \text{if } J = 0, \dots, I-1, \\ c_1 c_I^{-1} h \sqrt{d_I} &\leq h_T \leq c_2 h \sqrt{d_I} & \text{if } J = I. \end{aligned} \quad (19)$$

We are now in the position to derive the main result of this section under the assumption that the computational domain is convex. The non-convex case will be discussed later as different assumptions and techniques will be used.

Theorem 3.2. *Let $\Omega \subset \mathbb{R}^2$ be a convex polygonal domain, this is, $\bar{\lambda} := \min_{j \in \mathcal{C}} \lambda_j > 1$. Assume that $f \in C^{0,\sigma}(\bar{\Omega})$ with some $\sigma \in (0, 1)$. For $c_I > 1$ sufficiently large, there exists some $h_0 = h_0(c_I) > 0$ such that the estimate*

$$\|\sigma^{-3/2}(u - u_h)\|_{L^2(\Omega)} \leq ch^{\min\{2, -1+2\bar{\lambda}-2\varepsilon\}} |\ln h|^{3/2} \|f\|_{C^{0,\sigma}(\bar{\Omega})} \quad (20)$$

holds for all $h \leq h_0$ and $\varepsilon > 0$.

Proof. The norm on the left-hand side of (20) possesses the representation

$$\|\sigma^{-3/2}(u - u_h)\|_{L^2(\Omega)} = \sup_{\substack{\varphi \in L^2(\Omega) \\ \|\varphi\|_{L^2(\Omega)}=1}} \left(u - u_h, \sigma^{-3/2}\varphi \right)_{L^2(\Omega)}.$$

Let $w \in H_0^1(\Omega)$ be the solution of the dual problem

$$-\Delta w = \sigma^{-3/2}\varphi \quad \text{in } \Omega, \quad w = 0 \quad \text{on } \Gamma. \quad (21)$$

Then, we obtain using Galerkin orthogonality and the Cauchy-Schwarz inequality

$$\begin{aligned} \|\sigma^{-3/2}(u - u_h)\|_{L^2(\Omega)} &= (\nabla(u - u_h), \nabla(w - I_h w))_{L^2(\Omega)} \\ &\leq \sum_{J=0}^I \|u - u_h\|_{H^1(\Omega_J)} \|w - I_h w\|_{H^1(\Omega_J)}, \end{aligned} \quad (22)$$

where $I_h w$ denotes the Lagrange interpolant of w . An application of the local finite element error estimate from [12, Theorem 3.4], the interpolation error estimate

$$\|u - I_h u\|_{H^\ell(T)} \leq ch_T^{2-\ell} \|\nabla^2 u\|_{L^2(T)} \leq ch^{2-\ell} d_J^{(2-\ell)/2} \|\nabla^2 u\|_{L^2(T)}, \quad \ell = 0, 1,$$

and $hd_J^{-1/2} \leq c_I^{-1/2} \leq c$ yield the estimate

$$\|u - u_h\|_{H^1(\Omega_J)} \leq c \left(\inf_{\substack{\chi \in V_h \\ \chi|_\Gamma = u_h|_\Gamma}} \left(\|\nabla(u - \chi)\|_{L^2(\Omega'_J)} + d_J^{-1} \|u - \chi\|_{L^2(\Omega'_J)} \right) + d_J^{-1} \|u - u_h\|_{L^2(\Omega'_J)} \right) \quad (23)$$

$$\leq c \left(hd_J^{1/2} \|\nabla^2 u\|_{L^2(\Omega'_J)} + d_J^{-1} \|u - u_h\|_{L^2(\Omega'_J)} \right) \quad (24)$$

for all $J = 0, \dots, I$. For the dual solution we get in an analogous way the estimate

$$\|\nabla(w - I_h w)\|_{L^2(\Omega_J)} \leq ch d_J^{1/2} \|\nabla^2 w\|_{L^2(\Omega'_J)} \quad (25)$$

for all $J = 0, \dots, I$. Insertion of (24) and (25) into (22), and summation over all subsets while taking into account (15) leads to

$$\begin{aligned} &\|\sigma^{-3/2}(u - u_h)\|_{L^2(\Omega)} \\ &\leq c \left(h^2 \|\sigma^{-1/2} \nabla^2 u\|_{L^2(\Omega)} \|\sigma^{3/2} \nabla^2 w\|_{L^2(\Omega)} + h \|\sigma^{-3/2}(u - u_h)\|_{L^2(\Omega)} \|\sigma \nabla^2 w\|_{L^2(\Omega)} \right) \\ &\leq c \left(h^2 |\ln h| \|\sigma^{-1/2} \nabla^2 u\|_{L^2(\Omega)} \|\varphi\|_{L^2(\Omega)} + h \|\sigma^{-3/2}(u - u_h)\|_{L^2(\Omega)} \|\sigma^{-1/2} \varphi\|_{L^2(\Omega)} \right). \end{aligned}$$

In the last step we applied the a priori estimates from Lemma 2.2. Next, we exploit the property $\sigma^{-1/2} \leq d_I^{-1/2}$ and the assumption $\|\varphi\|_{L^2(\Omega)} = 1$. Moreover, by choosing c_I sufficiently large, we obtain due to the relation $d_I = c_I h^2$,

$$c h d_I^{-1/2} = c c_I^{-1/2} \leq 1/2.$$

Hence, we can kick back the latter term to the left-hand side. This finally implies

$$\|\sigma^{-3/2}(u - u_h)\|_{L^2(\Omega)} \leq c h^2 |\ln h| \|\sigma^{-1/2} \nabla^2 u\|_{L^2(\Omega)}. \quad (26)$$

It remains to estimate the weighted norm on the right-hand side. Therefore, we use the decomposition $\Omega = (\cup_{j \in \mathcal{C}} \Omega_R^j) \cup \hat{\Omega}_{R/2}$ already used in the norm definition (16). In the interior of the domain we bound the norm on the right-hand side of (26) by

$$\|\sigma^{-1/2} \nabla^2 u\|_{L^2(\hat{\Omega}_{R/2})} \leq \|\sigma^{-1/2}\|_{L^2(\hat{\Omega}_{R/2})} \|\nabla^2 u\|_{L^\infty(\hat{\Omega}_{R/2})}.$$

In each subset Ω_R^j we apply the estimate

$$\|\sigma^{-1/2} \nabla^2 u\|_{L^2(\Omega_R^j)} \leq \|\sigma^{-1/2} r_j^{-\beta_j}\|_{L^2(\Omega_R^j)} \|r_j^{\beta_j} \nabla^2 u\|_{L^\infty(\Omega_R^j)}.$$

The previous inequalities and the regularity results from Lemma 2.5 imply

$$\begin{aligned} \|\sigma^{-1/2} \nabla^2 u\|_{L^2(\Omega)} &\leq c \left(\|\sigma^{-1/2}\|_{L^2(\hat{\Omega}_{R/2})} + \max_{j \in \mathcal{C}} \|\sigma^{-1/2} r_j^{-\beta_j}\|_{L^2(\Omega_R^j)} \right) \|u\|_{V_{\bar{\beta}}^{2,\infty}(\Omega)} \\ &\leq c \left(\|\sigma^{-1/2}\|_{L^2(\hat{\Omega}_{R/2})} + \max_{j \in \mathcal{C}} \|\sigma^{-1/2} r_j^{-\beta_j}\|_{L^2(\Omega_R^j)} \right) \|f\|_{C^{0,\sigma}(\bar{\Omega})}, \end{aligned} \quad (27)$$

provided that $\beta_j = \max\{0, 2 - \lambda_j + \varepsilon\} < 2$ with $\varepsilon > 0$. Once we have shown that

$$\|\sigma^{-1/2}\|_{L^2(\hat{\Omega}_{R/2})} + \max_{j \in \mathcal{C}} \|\sigma^{-1/2} r_j^{-\beta_j}\|_{L^2(\Omega_R^j)} \leq c |\ln h|^{1/2} h^{\min\{0, 1-2\bar{\beta}\}} \quad (28)$$

with $\bar{\beta} := \max\{0, 2 - \bar{\lambda} + \varepsilon\}$ and $\varepsilon > 0$ sufficiently small the assertion follows. The proof of (28) is postponed to Lemma 3.3. \square

Lemma 3.3. *Let Ω be convex. For $\beta_j \in [0, 1)$, $j \in \mathcal{C}$, there are the estimates*

$$\|\sigma^{-1/2} r_j^{-\beta_j}\|_{L^2(\Omega_R^j)} \leq c |\ln h|^{1/2} \times \begin{cases} h^{\min\{0, 1-2\beta_j\}} & \text{if } \beta_j \neq \frac{1}{2}, \\ |\ln h|^{1/2} & \text{if } \beta_j = \frac{1}{2}, \end{cases} \quad (29)$$

$$\|\sigma^{-1/2}\|_{L^2(\hat{\Omega}_{R/2})} \leq c |\ln h|^{1/2}. \quad (30)$$

Proof. Recall the decomposition of Ω already used in the proof of Lemma 2.1. There, we introduced domains Ω_{Γ_j} , $j \in \mathcal{C}$, such that $\text{dist}(x, \Gamma_j) = \rho(x)$ for all $x \in \Omega_{\Gamma_j}$. Moreover, we constructed integration bounds in the local coordinates (x_j, y_j) , i.e., $0 < x_j < \bar{x}_j$ and $0 < y_j < \bar{y}_j(x_j)$. Based on this, we first show (29). Due to symmetry reasons it suffices to estimate the integral on the subset $\Omega_{\Gamma_j} \cap \Omega_R^j$. This is done in two steps according to the coloring in Figure 3a. First, in the

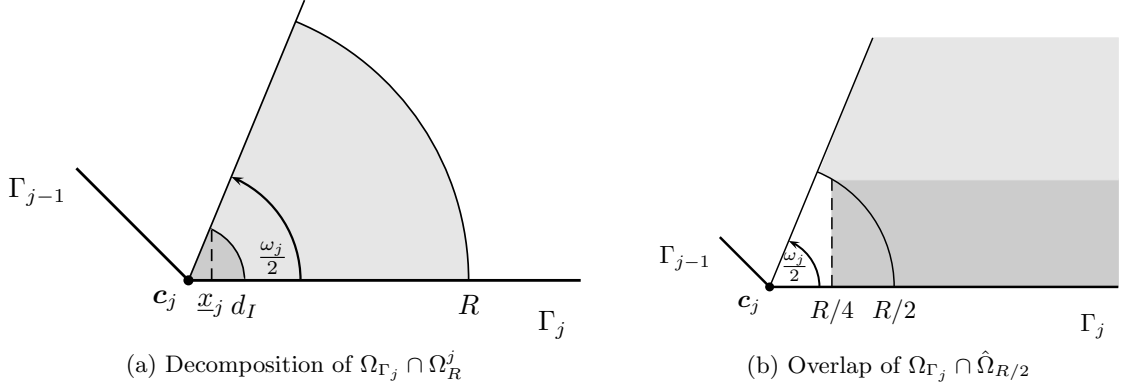


Figure 3: Illustration of the integration domains used in the proof of Lemma 3.3.

circular sector $\Omega_{\Gamma_j} \cap B_{d_I}$, where B_{d_I} denotes the ball with radius $d_I = c_I h^2$ around the corner c_j (see also the dark gray region in Figure 3a), we use polar coordinates and obtain

$$\|\sigma^{-1/2} r_j^{-\beta_j}\|_{L^2(\Omega_{\Gamma_j} \cap B_{d_I})}^2 \leq d_I^{-1} \int_0^{\omega_j/2} \int_0^{d_I} r_j^{1-2\beta_j} dr_j d\varphi_j \leq c |\ln h| h^{2\min\{0, 1-2\beta_j\}}. \quad (31)$$

The remaining subdomain $(\Omega_R^j \cap \Omega_{\Gamma_j}) \setminus B_{d_I}$ (illustrated by the light gray region in Figure 3a) is enlarged to the rectangular domain bounded by $\underline{x}_j < x_j < R$ with $\underline{x}_j = \sin(\omega_j/2) d_I \sim d_I$ and $0 < y_j < R$. Moreover, we exploit that $r_j > x_j > 0$. Having in mind that $d_I = c_I h^2$, this leads to

$$\|\sigma^{-1/2} r_j^{-\beta_j}\|_{L^2(\Omega_R^j \cap \Omega_{\Gamma_j} \setminus B_{d_I})}^2 \leq \int_{\underline{x}_j}^R \int_0^R \frac{x_j^{-2\beta_j}}{d_I + y_j} dy_j dx_j \leq c |\ln h| \times \begin{cases} h^{2\min\{0, 1-2\beta_j\}} & \text{if } \beta_j \neq \frac{1}{2}, \\ |\ln h| & \text{if } \beta_j = \frac{1}{2}. \end{cases} \quad (32)$$

The inequalities (31) and (32), together with analogous arguments for the domain $\Omega_R^j \cap \Omega_{\Gamma_{j-1}}$, imply the desired estimate on Ω_R^j .

To show the estimate on $\hat{\Omega}_{R/2}$ we first integrate over the domains

$$\check{\Omega}_{R/4}^j := \{F_i(x_j, y_j) \in \mathbb{R}^2 : R/4 < x_j < \bar{x}_j - R/4, 0 < y_j < \sqrt{3}R/4\},$$

see also the dark gray region in Figure 3b. For each $j \in \mathcal{C}$ we obtain the estimate

$$\|\sigma^{-1/2}\|_{L^2(\check{\Omega}_{R/4}^j)}^2 \leq c \int_{R/4}^{\bar{x}_j - R/4} \int_0^{\sqrt{3}R/4} (d_I + y_j)^{-1} dy_j dx_i \leq c |\ln h|.$$

On the remaining set $\hat{\Omega}_{R/2} \setminus \cup_{j=1}^d \check{\Omega}_{R/4}^j$ the weight σ is of order one and vanishes in the generic constant. Thus,

$$\|\sigma^{-1/2}\|_{L^2(\hat{\Omega}_{R/2} \setminus \cup_{j=1}^d \check{\Omega}_{R/4}^j)}^2 \leq c.$$

This implies the second estimate. \square

In the remainder of this section we prove an analogue of Theorem 3.2 which not only requires less regular data but also holds in non-convex domains. This requires indeed some rigorous

modifications as the solution of the dual problem (21) fails to be in $H^2(\Omega)$ if Ω is non-convex. Moreover, we do not exploit weighted $W^{2,\infty}$ -regularity of the solution, but remain in the weighted H^2 -setting.

Theorem 3.4. *Let $\bar{\lambda} := \min_{j \in \mathcal{C}} \lambda_j$. Assume that $f \in V_{\bar{\alpha}}^{0,2}(\Omega)$ with $\alpha_j := \max\{0, 1 - \lambda_j + \varepsilon\}$ for all $j \in \mathcal{C}$ with arbitrary but sufficiently small $\varepsilon > 0$. For $c_I > 1$ sufficiently large, there exists some $h_0 = h_0(c_I) > 0$ such that the estimate*

$$\|\sigma^{-3/2}(u - u_h)\|_{L^2(\Omega)} \leq ch^{\min\{1, -1+2\bar{\lambda}-2\varepsilon\}} \|f\|_{V_{\bar{\alpha}}^{0,2}(\Omega)} \quad (33)$$

holds for all $h \leq h_0$.

Proof. Having in mind the result of Theorem 3.2, we first observe that we expect at most the convergence rate one in non-convex domains. Thus, we trade $\sigma^{-1/2}$ by h^{-1} and it remains to show an estimate in a weighted norm with a larger weight exponent. These ideas lead to

$$\|\sigma^{-3/2}(u - u_h)\|_{L^2(\Omega)} \leq ch^{-1} \|\sigma^{-1}(u - u_h)\|_{L^2(\Omega)} = ch^{-1} \sup_{\substack{\varphi \in L^2(\Omega) \\ \|\varphi\|_{L^2(\Omega)}=1}} (u - u_h, \sigma^{-1}\varphi)_{L^2(\Omega)}. \quad (34)$$

The dual problem reads in this case

$$-\Delta w = \sigma^{-1}\varphi \quad \text{in } \Omega, \quad w = 0 \quad \text{on } \Gamma. \quad (35)$$

Analogous to (22) we can show that

$$\|\sigma^{-1}(u - u_h)\|_{L^2(\Omega)} \leq c \sum_{J=0}^I \|u - u_h\|_{H^1(\Omega_J)} \|w - I_h w\|_{H^1(\Omega_J)}, \quad (36)$$

and it remains to bound the local error terms on the right-hand side. In contrast to the proof of Theorem 3.2, we have to distinguish between the inner subsets Ω_J , $J = 0, \dots, I-3$ and the outer ones $J = I-2, I-1, I$, as the dual solution w may fail to be in $H^2(\Omega)$ due to the possibly non-convex corners. However, due to Lemma 2.3, the function u belongs to $V_{\bar{\alpha}}^{2,2}(\Omega)$, which we are going to employ.

In case that $J = 0, \dots, I-3$, we proceed as in the proof of Theorem 3.2. Indeed, employing the local estimate (23), we obtain together with the property $r_{j,T} := \text{dist}(T, \mathbf{c}_j) \geq cd_J$, which holds for elements T with $T \cap \Omega_J \neq \emptyset$,

$$\begin{aligned} \|u - u_h\|_{H^1(\Omega_J)} &\leq c \left(h d_J^{1/2} \|\nabla^2 u\|_{L^2(\Omega'_J)} + d_J^{-1} \|u - u_h\|_{L^2(\Omega'_J)} \right) \\ &\leq c \left(h d_J^{1/2-\bar{\alpha}} |u|_{V_{\bar{\alpha}}^{2,2}(\Omega'_J)} + d_J^{-1} \|u - u_h\|_{L^2(\Omega'_J)} \right), \end{aligned} \quad (37)$$

where we set $\bar{\alpha} = \max_{j \in \mathcal{C}} \alpha_j$. It is straightforward to confirm that the same estimate holds in the case $J = I-2, I-1, I$ as well. The only difference is, that local interpolation error estimates exploiting weighted regularity, see e.g. [8, Section 3.3], have to be applied. Together with the refinement condition (19) this leads to

$$\|u - I_h u\|_{H^\ell(T)} \leq c \begin{cases} h^{2(2-\ell-\alpha_j)} |u|_{V_{\alpha_j}^{2,2}(T)}, & \text{if } r_{j,T} = 0, \\ h^{2-\ell} d_I^{1-\ell/2} r_{j,T}^{-\alpha_j} |u|_{V_{\alpha_j}^{2,2}(T)}, & \text{if } r_{j,T} > 0, \end{cases}$$

and an analogue to (37) for the present case follows from $h = c_I^{-1/2} d_I^{1/2}$ and $r_{j,T} \geq ch^2 \geq cc_I^{-1} d_I$ if $r_{j,T} > 0$. In case of $\ell = 0$, we moreover have to exploit $hd_I^{-1/2} \leq cc_I^{-1/2}$.

Next, we derive interpolation error estimates for the dual problem. In case of $J = 0, \dots, I-3$ we obtain with standard interpolation error estimates, Lemma 2.2 (i) and the property (15)

$$\|w - I_h w\|_{H^1(\Omega_J)} \leq chd_J^{1/2} \|\nabla^2 w\|_{L^2(\Omega'_J)} \leq chd_J^{-1/2} \left(\|\nabla w\|_{L^2(\Omega'_J)} + \|\varphi\|_{L^2(\Omega'_J)} \right). \quad (38)$$

In case of $J = I-2, I-1, I$ the function w is less regular, in particular it does not belong to $H^2(\Omega_J)$ if Ω is non-convex. Instead, we exploit the $H^{3/2-\kappa}(\Omega)$ -regularity of w and obtain

$$\|w - I_h w\|_{H^1(\Omega_J)} \leq ch^{1/2-\kappa} d_I^{1/4-\kappa/2} \|w\|_{H^{3/2-\kappa}(\Omega)} \quad (39)$$

with $\kappa \in (0, 1/2)$. To bound the norm of w on the right-hand side, we apply the shift-theorem from [15, Theorem 0.5(b)] to get

$$\|w\|_{H^{3/2-\kappa}(\Omega)} \leq c \|\sigma^{-1} \varphi\|_{H^{-1/2-\kappa}(\Omega)} = c \sup_{\substack{v \in H_0^{1/2+\kappa}(\Omega) \\ v \neq 0}} \frac{\int_{\Omega} \sigma^{-1} \varphi v dx}{\|v\|_{H_0^{1/2+\kappa}(\Omega)}}. \quad (40)$$

With the Cauchy-Schwarz inequality we obtain $\int_{\Omega} \sigma^{-1} \varphi v dx \leq c \|\varphi\|_{L^2(\Omega)} \|\sigma^{-1} v\|_{L^2(\Omega)}$. It remains to bound the latter factor by the $H_0^{1/2+\kappa}(\Omega)$ -norm of v . From $\|\sigma^{-1} v\|_{L^2(\Omega)} \leq cd_I^{-1} \|v\|_{L^2(\Omega)}$ and (6) we conclude by an interpolation argument the estimate $\|\sigma^{-1} v\|_{L^2(\Omega)} \leq d_I^{-1/2+\kappa} \|v\|_{H_0^{1/2+\kappa}(\Omega)}$. After insertion into (40) we obtain from (39) and the property $d_I = c_I h^2$ the estimate

$$\|w - I_h w\|_{H^1(\Omega_J)} \leq ch^{1/2-\kappa} d_I^{-1/4+\kappa/2} \leq cc_I^{-1/4+\kappa/2}. \quad (41)$$

We can now insert the estimates derived above into (36). First, we consider the sum over $J = 0, \dots, I-3$ only and obtain from (37) and (38) as well as Lemma 2.1 (i) and $\|\varphi\|_{L^2(\Omega)} = 1$

$$\begin{aligned} & \sum_{J=0}^{I-3} \|u - u_h\|_{H^1(\Omega_J)} \|w - I_h w\|_{H^1(\Omega_J)} \\ & \leq c \left(h^2 d_I^{-\bar{\alpha}} |u|_{V_{\bar{\alpha}}^{2,2}(\Omega)} + h d_I^{-1/2} \|\sigma^{-1}(u - u_h)\|_{L^2(\Omega)} \right) (\|\nabla w\|_{L^2(\Omega)} + \|\varphi\|_{L^2(\Omega)}) \\ & \leq ch^{2-2\bar{\alpha}} |u|_{V_{\bar{\alpha}}^{2,2}(\Omega)} + cc_I^{-1/2} \|\sigma^{-1}(u - u_h)\|_{L^2(\Omega)}. \end{aligned} \quad (42)$$

For the sum over $J = I-2, I-1, I$ we use (37) and (41) instead and end up with

$$\begin{aligned} \sum_{J=I-2}^I \|u - u_h\|_{H^1(\Omega_J)} \|w - I_h w\|_{H^1(\Omega_J)} & \leq c \left(h d_I^{1/2-\bar{\alpha}} |u|_{V_{\bar{\alpha}}^{2,2}(\Omega)} + c_I^{-1/4+\kappa/2} \|\sigma^{-1}(u - u_h)\|_{L^2(\Omega)} \right) \\ & \leq ch^{2-2\bar{\alpha}} |u|_{V_{\bar{\alpha}}^{2,2}(\Omega)} + cc_I^{-1/4+\kappa/2} \|\sigma^{-1}(u - u_h)\|_{L^2(\Omega)}. \end{aligned} \quad (43)$$

The inequalities (42) and (43) together with (36) yield

$$\|\sigma^{-1}(u - u_h)\|_{L^2(\Omega)} \leq ch^{2-2\bar{\alpha}} |u|_{V_{\bar{\alpha}}^{2,2}(\Omega)} + cc_I^{-1/4+\kappa/2} \|\sigma^{-1}(u - u_h)\|_{L^2(\Omega)}.$$

As in the proof for the convex case, we set c_I sufficiently large such that $cc_I^{-1/4+\kappa/2} \leq 1/2$ ($\kappa \in (0, 1/2)$) and we may kick back the latter term on the right-hand side to the left-hand side. To finish the proof, it just remains to insert the definition of the weight $\vec{\alpha}$ and to apply Lemma 2.3. By our construction we have $\bar{\alpha} := 1 - \bar{\lambda} + \varepsilon$ which leads together with (34) to the desired estimate. \square

4 Approximation of the surface flux

4.1 Error estimates

In the present section we apply the weighted finite element error estimates of Section 3 to derive error estimates for certain numerical approximations of the surface flux of the solution of the Poisson equation.

Theorem 4.1. *Let $f \in C^{0,\sigma}(\bar{\Omega})$ with some $\sigma \in (0, 1)$ if Ω is convex, and $f \in L^2(\Omega)$ if Ω is non-convex. Denote by $u \in H_0^1(\Omega)$ and $u_h \in V_{0h}$ the solutions of (1) and (18), respectively. Assume that the family of meshes $\{\mathcal{T}_h\}_{h>0}$ is refined according to (17). Then for any $\varepsilon > 0$ the following error estimate is fulfilled:*

$$\|\partial_n(u - u_h)\|_{L^2(\Gamma)} \leq ch^{\min\{2, -1+2\bar{\lambda}-2\varepsilon\}} |\ln h|^{3/2} \times \begin{cases} \|f\|_{C^{0,\sigma}(\bar{\Omega})}, & \text{if } \Omega \text{ is convex,} \\ \|f\|_{L^2(\Omega)}, & \text{if } \Omega \text{ is non-convex,} \end{cases}$$

where $\bar{\lambda} := \min_{j \in \mathcal{C}} \lambda_j$.

Proof. We start with the estimate in the convex case and comment on the non-convex case later. Let $e_h := u - u_h$. The reference elements for elements on the boundary and in the domain are denoted by $\hat{E} := (0, 1)$ and $\hat{T} := \text{conv}\{(0, 0), (1, 0), (0, 1)\}$, respectively. For an arbitrary function $v: T \rightarrow \mathbb{R}$ we use the notation $\hat{v}(\hat{x}) = v(F_T(\hat{x}))$, where $F_T: \hat{T} \rightarrow T$ is the affine reference transformation. For each $E \in \partial\mathcal{T}_h$ with associated element $T \in \mathcal{T}_h$ such that $\bar{E} = \bar{T} \cap \Gamma$, we obtain

$$\begin{aligned} \|\partial_n e_h\|_{L^2(E)} &\leq ch_T^{-1/2} \|\partial_{\hat{n}} \hat{e}_h\|_{L^2(\hat{E})} \leq ch_T^{-1/2} \|\hat{e}_h\|_{H^2(\hat{T})} \leq ch_T^{-1/2} (|\hat{e}_h|_{H^1(\hat{T})} + |\hat{u}|_{H^2(\hat{T})}) \\ &\leq c(h_T^{-1/2} |e_h|_{H^1(T)} + h_T^{1/2} |u|_{H^2(T)}), \end{aligned}$$

where we applied a standard trace theorem, the fact that \hat{u}_h is piecewise linear, and the Poincaré inequality. By introducing the Lagrange interpolant $I_h u$ as an intermediate function for the first term, in combination with an inverse inequality, we deduce

$$\begin{aligned} \|\partial_n e_h\|_{L^2(E)} &\leq c(h_T^{-1/2} |u - I_h u|_{H^1(T)} + h_T^{-3/2} (\|u - I_h u\|_{L^2(T)} + \|u - u_h\|_{L^2(T)}) + h_T^{1/2} |u|_{H^2(T)}) \\ &\leq c(h_T^{-3/2} \|u - u_h\|_{L^2(T)} + h_T^{1/2} |u|_{H^2(T)}), \end{aligned} \tag{44}$$

where we inserted a standard interpolation error estimate in the last step. Let S_h denote the strip of elements at the boundary. Using $h_T \sim h^2$ if $\rho_T = 0$, and the definition of the regularized distance function σ , we can show that

$$\begin{aligned} \|\partial_n e_h\|_{L^2(\Gamma)} &\leq c \left(\sum_{T \subset S_h} (\|\sigma^{-3/2}(u - u_h)\|_{L^2(T)} + h^2 \|\sigma^{-1/2} \nabla^2 u\|_{L^2(T)})^2 \right)^{1/2} \\ &\leq c \left(\|\sigma^{-3/2}(u - u_h)\|_{L^2(\Omega)} + h^2 \|\sigma^{-1/2} \nabla^2 u\|_{L^2(\Omega)} \right). \end{aligned} \tag{45}$$

The first assertion now follows from Theorem 3.2, (27) and (28).

In the non-convex case, we can not use the $H^2(T)$ -regularity of u if $r_{j,T} := \text{dist}(T, \mathbf{c}_j) = 0$, $j \in \mathcal{C}_{non}$. Instead, we introduce $\alpha_j := \max\{0, 1 - \lambda_j + \varepsilon\}$, $j \in \mathcal{C}$. Then, for each $E \in \partial\mathcal{T}_h$, whose corresponding element $T \in \mathcal{T}_h$ with $\bar{E} = \bar{T} \cap \Gamma$ fulfills $r_{j,T} = 0$, $j \in \mathcal{C}_{non}$, we obtain

$$\|\partial_n e_h\|_{L^2(E)} \leq ch_T^{-1/2} \|\partial_{\hat{n}} \hat{e}_h\|_{L^2(\hat{E})} \leq ch_T^{-1/2} \|\hat{e}_h\|_{W^{2,q}(\hat{T})} \leq ch_T^{-1/2} (\|\hat{e}_h\|_{W^{1,q}(\hat{T})} + |\hat{u}|_{W^{2,q}(\hat{T})}),$$

where we applied a standard trace theorem, which holds for any $q > 4/3$. For the first term we use the embedding $H^1(\hat{T}) \hookrightarrow W^{1,q}(\hat{T})$ and the Poincaré inequality. The second term is treated with the embedding $V_{\alpha_j}^{0,2}(\hat{T}) \hookrightarrow L^q(\hat{T})$, which holds for any $\alpha_j < 1/2$ if q is sufficiently close to $4/3$. From this we infer

$$\|\partial_n e_h\|_{L^2(E)} \leq ch_T^{-1/2} (|e_h|_{H^1(\hat{T})} + |\hat{u}|_{V_{\alpha_j}^{2,2}(\hat{T})}) \leq c(h_T^{-1/2} |e_h|_{H^1(T)} + h_T^{1/2-\alpha_j} |u|_{V_{\alpha_j}^{2,2}(T)}). \quad (46)$$

Note, that the weight \hat{r} contained in the space $V_{\alpha_j}^{2,2}(\hat{T})$ is related to the corner $(0,0)$ of \hat{T} . Without loss of generality we may define F_T in such a way that $F_T(0,0) = \mathbf{c}_j$. This implies the property $\hat{r} := |\hat{x}| \sim h_T^{-1} r_j$ that we used in the last step of the estimate above. Now, as in (44), we conclude that

$$\|\partial_n e_h\|_{L^2(E)} \leq c(h_T^{-1/2} |u - I_h u|_{H^1(T)} + h_T^{-3/2} (\|u - I_h u\|_{L^2(T)} + \|u - u_h\|_{L^2(T)}) + h_T^{1/2-\alpha_j} |u|_{V_{\alpha_j}^{2,2}(T)}).$$

The resulting terms for the interpolation error can be treated with the estimate

$$h_T \|\nabla(u - I_h u)\|_{L^2(T)} + \|u - I_h u\|_{L^2(T)} \leq ch_T^{2-\alpha_j} \|u\|_{V_{\alpha_j}^{2,2}(T)} \quad (47)$$

proved in [8, Section 3.3]. This yields

$$\|\partial_n e_h\|_{L^2(E)} \leq c(h_T^{-3/2} \|u - u_h\|_{L^2(T)} + h_T^{1/2-\alpha_j} \|u\|_{V_{\alpha_j}^{2,2}(T)}).$$

For each $E \in \partial\mathcal{T}_h$ with positive distance to the non-convex corners, we obtain analogously to (44)

$$\|\partial_n e_h\|_{L^2(E)} \leq c(h_T^{-3/2} \|u - u_h\|_{L^2(T)} + h_T^{1/2} |u|_{H^2(T)}).$$

After having noted that $h_T^{\alpha_j} \leq r_{j,T}^{\alpha_j}$ if $r_{j,T} > 0$, and that the semi-norms of $V_{\alpha_j}^{2,2}(\Omega_R^j)$ and $H^2(\Omega_R^j)$ coincide if $\alpha_j = 0$, we can sum up the previous two inequalities and arrive similar to (45) at

$$\|\partial_n e_h\|_{L^2(\Gamma)} \leq c(\|\sigma^{-3/2}(u - u_h)\|_{L^2(\Omega)} + h^{\min\{1, -1+2\bar{\lambda}-2\epsilon\}} \|u\|_{V_{\alpha}^{2,2}(\Omega)}).$$

The assertion in case of non-convex domains is finally a consequence of Theorem 3.4 and Lemma 2.3. \square

A second approach to approximate the surface flux is given by the concept of a discrete variational normal derivative. This has several applications in optimal boundary control, see Section 5, or for the approximation of Steklov-Poincaré operators used for instance in domain decomposition techniques [1, 26, 30]. For a given function $u_h \in V_{0h}$ solving (18), we define its discrete variational normal derivative as the object $\partial_n^h u_h \in V_h^\partial := \text{Tr}(V_h)$ (the trace space of V_h) fulfilling

$$(\partial_n^h u_h, w_h)_{L^2(\Gamma)} = (\nabla u_h, \nabla w_h)_{L^2(\Omega)} - (f, w_h)_{L^2(\Omega)} \quad \forall w_h \in V_h. \quad (48)$$

Note that the normal derivative $\partial_n u$ of $u \in H_0^1(\Omega)$ solving (1) fulfills due to Green's identity

$$(\partial_n u, w)_{L^2(\Gamma)} = (\nabla u, \nabla w)_{L^2(\Omega)} - (f, w)_{L^2(\Omega)} \quad \forall w \in H^1(\Omega),$$

such that

$$(\partial_n u - \partial_n^h u_h, w_h)_{L^2(\Gamma)} = (\nabla(u - u_h), \nabla w_h)_{L^2(\Omega)} \quad \forall w_h \in V_h. \quad (49)$$

Using the previous expression and the weighted estimates from Section 3, we show error estimates for the discrete variational normal derivative in the following.

Theorem 4.2. *Let $u \in H_0^1(\Omega)$ denote the solution of (1). Assume further that $f \in C^{0,\sigma}(\overline{\Omega})$, $\sigma \in (0, 1)$, if Ω is convex, and that $f \in L^2(\Omega)$ if Ω is non-convex. Provided that the family of meshes $\{\mathcal{T}_h\}_{h>0}$ satisfy (17), the solution $\partial_n^h u_h$ of (48) fulfills for any $\varepsilon > 0$ the error estimate*

$$\|\partial_n u - \partial_n^h u_h\|_{L^2(\Gamma)} \leq ch^{\min\{2, -1+2\bar{\lambda}-\varepsilon\}} |\ln h|^{3/2} \times \begin{cases} \|f\|_{C^{0,\sigma}(\overline{\Omega})}, & \text{if } \Omega \text{ is convex,} \\ \|f\|_{L^2(\Omega)}, & \text{if } \Omega \text{ is non-convex,} \end{cases}$$

where $\bar{\lambda} := \min_{j \in \mathcal{C}} \lambda_j$.

Proof. We start with introducing a Cl  ment type interpolation operator: Let φ_i with $i = 1, \dots, N_h := \dim(V_h^\partial)$ denote the nodal basis functions of V_h^∂ . The interpolation operator $C_h : L^1(\Gamma) \rightarrow V_h^\partial$ is given by

$$C_h v = \sum_{j=1}^{N_h} v_j \varphi_j \quad \text{with } v_j := \frac{1}{|\text{supp } \varphi_j|} \int_{\text{supp } \varphi_j} v \, ds.$$

Let S_E denote the set of elements in $\partial\mathcal{T}_h$ sharing at least one vertex with E . A short calculation shows that

$$\|C_h v\|_{L^2(E)} \leq c \|v\|_{L^2(S_E)} \quad \text{and} \quad C_h p_0 = p_0 \text{ in } E \quad \forall p_0 \in \mathcal{P}_0(S_E).$$

We now turn our attention to the proof of the assertion. Introducing $C_h \partial_n u$ as an intermediate function, we immediately obtain

$$\|\partial_n u - \partial_n^h u_h\|_{L^2(\Gamma)}^2 = (\partial_n u - \partial_n^h u_h, \partial_n u - C_h \partial_n u)_{L^2(\Gamma)} + (\partial_n u - \partial_n^h u_h, C_h(\partial_n u - \partial_n^h u_h))_{L^2(\Gamma)}.$$

Using the Cauchy-Schwartz inequality and the stability of C_h in $L^2(\Gamma)$, we can continue with

$$\|\partial_n u - \partial_n^h u_h\|_{L^2(\Gamma)} \leq \|\partial_n u - C_h \partial_n u\|_{L^2(\Gamma)} + \sup_{\substack{\varphi_h \in V_h^\partial \\ \|\varphi_h\|_{L^2(\Gamma)}=1}} \left| (\partial_n u - \partial_n^h u_h, \varphi_h)_{L^2(\Gamma)} \right|. \quad (50)$$

Subsequently, we distinguish similar to the proof of Theorem 4.1 between convex and non-convex domains. We first consider the convex case, and start with showing an estimate for the interpolation error. For $E \in \partial\mathcal{T}_h$, let T be the element in \mathcal{T}_h with $\bar{T} \cap \Gamma = \bar{E}$. Moreover, we define D_E as the set of all elements in \mathcal{T}_h sharing at least one vertex with E . The reference configurations $S_{\hat{E}}$ and $D_{\hat{E}}$ are given by $S_{\hat{E}} = F_T^{-1}(S_E)$ and $D_{\hat{E}} = F_T^{-1}(D_E)$, see the proof of Theorem 4.1 for the definition of the mapping F_T . If the element E has a positive distance to each corner, we introduce $\partial_n p \in \mathcal{P}_0(S_E)$ as an intermediate function. Here, p denotes an arbitrary polynomial

in $\mathcal{P}_1(D_E)$. Afterwards, we employ the aforementioned stability of C_h , a standard trace theorem on the reference configuration, and the Bramble-Hilbert Lemma. This yields

$$\begin{aligned} \|\partial_n u - C_h \partial_n u\|_{L^2(E)} &\leq c \|\partial_n u - \partial_n p\|_{L^2(S_E)} \leq ch_T^{-1/2} \|\partial_{\hat{n}} \hat{u} - \partial_{\hat{n}} \hat{p}\|_{L^2(S_{\hat{E}})} \\ &\leq ch_T^{-1/2} \|\hat{u} - \hat{p}\|_{H^2(D_{\hat{E}})} \leq ch_T^{-1/2} |\hat{u}|_{H^2(D_{\hat{E}})}. \end{aligned} \quad (51)$$

If the element E has contact to a corner, we similarly obtain without introducing an intermediate function

$$\begin{aligned} \|\partial_n u - C_h \partial_n u\|_{L^2(E)} &\leq c \|\partial_n u\|_{L^2(S_E)} \leq ch_T^{-1/2} \|\partial_{\hat{n}} \hat{u}\|_{L^2(S_{\hat{E}})} \\ &\leq ch_T^{-1/2} \|\hat{u}\|_{H^2(D_{\hat{E}})} \leq ch_T^{-1/2} |\hat{u}|_{H^2(D_{\hat{E}})}. \end{aligned} \quad (52)$$

In the last step, we used that the zero function is a linear interpolant of \hat{u} on $D_{\hat{E}}$ because of the homogeneous boundary conditions of \hat{u} on $S_{\hat{E}}$ (which contains a kink due to the convex corner). Collecting the results from (51) and (52), after having transformed everything to the world configuration, yields

$$\|\partial_n u - C_h \partial_n u\|_{L^2(\Gamma)} \leq c \left(\sum_{\substack{T \in \mathcal{T}_h \\ \rho_T = 0}} h_T \|\nabla^2 u\|_{L^2(D_E)}^2 \right)^{1/2} \leq ch^2 \|\sigma^{-1/2} \nabla^2 u\|_{L^2(\Omega)}, \quad (53)$$

where we used $h_T \sim h^2$, which holds for elements T in the direct vicinity of the boundary, and the definition of the regularized distance function σ . Next, we show an estimate for the second term in (50). To this end, let S_h denote the strip of elements at the boundary. Furthermore, we introduce the zero-extension $\tilde{B}_h: V_h^\partial \rightarrow V_h$ defined in such a way that $\tilde{B}_h v_h$ vanishes in the interior nodes for arbitrary $v_h \in V_h^\partial$, and hence it is always supported in the boundary strip S_h . This extension operator admits the stability estimate

$$\|\nabla \tilde{B}_h v_h\|_{L^2(S_h)} \leq ch^{-1} \|v_h\|_{L^2(\Gamma)} \quad \forall v_h \in V_h^\partial, \quad (54)$$

which is proved in [19, Lemma 3.3]. Using (49), (54), and $\|\varphi_h\|_{L^2(\Gamma)} = 1$, we conclude

$$\begin{aligned} \left| (\partial_n u - \partial_n^h u_h, \varphi_h)_{L^2(\Gamma)} \right| &= \left| (\nabla(u - u_h), \nabla \tilde{B}_h \varphi_h)_{L^2(S_h)} \right| \leq \|\nabla(u - u_h)\|_{L^2(S_h)} \|\nabla \tilde{B}_h \varphi_h\|_{L^2(S_h)} \\ &\leq ch^{-1} \|\nabla(u - u_h)\|_{L^2(S_h)}. \end{aligned}$$

Introducing the Lagrange interpolant $I_h u$ as an intermediate function, in combination with an inverse inequality, yields

$$\begin{aligned} |(\partial_n u - \partial_n^h u_h, \varphi_h)_{L^2(\Gamma)}| &\leq c \left(h^{-1} \|\nabla(u - I_h u)\|_{L^2(S_h)} + h^{-3} \|u - I_h u\|_{L^2(S_h)} + \|\sigma^{-3/2}(u - u_h)\|_{L^2(\Omega)} \right) \\ &\leq c \left(h^2 \|\sigma^{-1/2} \nabla^2 u\|_{L^2(\Omega)} + \|\sigma^{-3/2}(u - u_h)\|_{L^2(\Omega)} \right), \end{aligned} \quad (55)$$

where we used the definition of σ and a standard interpolation error estimate. The assertion in the convex case now follows from (50), (53), (55), Theorem 3.2, (27) and (28).

In the non-convex case, we have to slightly modify the proof due to the lack of regularity. We again consider the interpolation error in (50) at first. For every $E \in \partial\mathcal{T}_h$ such that D_E touches a corner \mathbf{c}_j , $j \in \mathcal{C}_{non}$, we obtain analogously to (52) for $q > 4/3$

$$\|\partial_n u - C_h \partial_n u\|_{L^2(E)} \leq c \|\partial_n u\|_{L^2(S_E)} \leq ch_T^{-1/2} \|\partial_{\hat{n}} \hat{u}\|_{L^2(S_{\hat{E}})} \leq ch_T^{-1/2} \|\hat{u}\|_{W^{2,q}(D_{\hat{E}})}.$$

Next, we apply the embedding $V_{\alpha_j}^{2,2}(D_{\hat{E}}) \hookrightarrow W^{2,q}(D_{\hat{E}})$, which holds for any $\alpha_j < 1/2$ if q is sufficiently close to $4/3$. In the present situation we choose $\alpha_j := \max\{0, 1 - \lambda_j + \varepsilon\}$, $j \in \mathcal{C}$, with sufficiently small $\varepsilon > 0$. Together with the transformation formula used already in (46) we deduce

$$\|\partial_n u - C_h \partial_n u\|_{L^2(E)} \leq ch_T^{-1/2} \|\hat{u}\|_{W^{2,q}(D_{\hat{E}})} \leq ch_T^{-1/2} \|\hat{u}\|_{V_{\alpha_j}^{2,2}(D_{\hat{E}})} \leq ch_T^{1/2-\alpha_j} \|u\|_{V_{\alpha_j}^{2,2}(D_E)}.$$

If D_E has a positive distance to the corner, it is possible to use (51) again. After having noted that $h_T^{\alpha_j} \leq r_{j,T}^{\alpha_j}$ if $r_{j,T} > 0$, and that the semi-norms of $V_{\alpha_j}^{2,2}(\Omega_R^j)$ and $H^2(\Omega_R^j)$ coincide if $\alpha_j = 0$, we can sum up the previous results analogously to (53) to conclude

$$\|\partial_n u - C_h \partial_n u\|_{L^2(\Gamma)} \leq ch^{\min\{1, -1+2\bar{\lambda}-2\epsilon\}} \|u\|_{V_{\bar{\alpha}}^{2,2}(\Omega)}. \quad (56)$$

As for (55), but now using the interpolation error estimate (47) if T touches a non-convex corner, we deduce

$$\left| (\partial_n u - \partial_n^h u_h, \varphi_h)_{L^2(\Gamma)} \right| \leq c \left(h^{\min\{1, -1+2\bar{\lambda}-2\epsilon\}} \|u\|_{V_{\bar{\alpha}}^{2,2}(\Omega)} + \|\sigma^{-3/2}(u - u_h)\|_{L^2(\Omega)} \right). \quad (57)$$

The assertion for non-convex domains is now a consequence of (50), (56), (57), Theorem 3.4 and Lemma 2.3. \square

4.2 Numerical experiments

In this section we will show that the error estimate derived in Theorem 4.1 is sharp. Therefore, we construct the following benchmark problem. We introduce a family of computational domains

$$\Omega_\omega := (-1, 1)^2 \cap \{(r \cos \varphi, r \sin \varphi) : r \in (0, \infty), \varphi \in (0, \omega)\}, \quad \omega \in [\pi/2, 2\pi]$$

with r and φ denoting the polar coordinates located at the origin. For these domains the corner with the largest opening angle ω is the origin, and the corresponding singular exponent is $\bar{\lambda} := \pi/\omega$.

The problem we consider in the numerical experiment is the problem whose exact solution is

$$u(x_1, x_2) := r^{\bar{\lambda}}(x_1, x_2) \sin(\bar{\lambda}\varphi(x_1, x_2))(1 - x_1^2)(1 - x_2^2).$$

With a simple computation we obtain the corresponding right-hand side f . The homogeneous Dirichlet boundary conditions are fulfilled by construction.

The meshes used for the computation are constructed in the following way. We start with a coarse initial mesh consisting of 2 ($\omega = \pi/2$), 3 ($\omega = 2\pi/3$, $3\pi/4$), 5 ($\omega = 5\pi/4$), 6 ($\omega = 3\pi/2$) or 7 ($\omega = 7\pi/4$) elements. The fine meshes are obtained by N global steps of a newest-vertex bisection strategy [9]. Afterwards, this strategy is successively applied to all elements violating

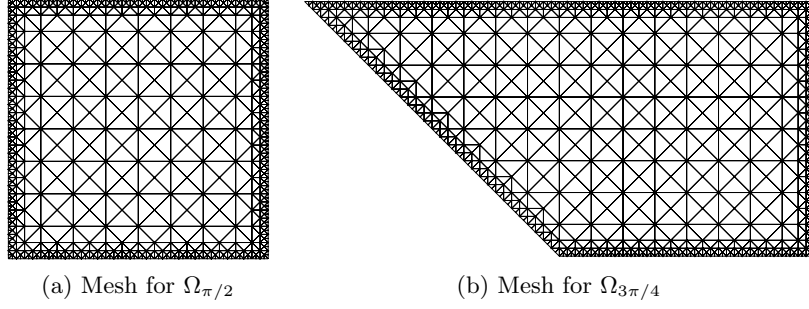


Figure 4: Meshes satisfying the refinement criterion (17).

the refinement condition (17). Two meshes with $h = 2^{-3}$ for the domains $\Omega_{\pi/2}$ and $\Omega_{3\pi/4}$ are illustrated in Figure 4.

After computing the finite element approximation u_h from (18) the error term $\|\partial_n(u - u_h)\|_{L^2(\Gamma)}$ is evaluated. The results of our computations are summarized in Tables 1 and 2. In all cases we observe that the convergence rates of Theorem 4.1 are confirmed. The convergence rate 2 is observed for the angles 90° and 120° , but not for 135° . This confirms the fact that 120° is the limiting case.

h	$\ \partial_n(u - u_h)\ _{L^2(\Gamma)}$ (EOC)		
	$\omega = 90^\circ$	$\omega = 120^\circ$	$\omega = 135^\circ$
2^{-4}	5.09e-1 (1.86)	6.71e-1 (1.25)	5.32e-1 (1.63)
2^{-5}	1.30e-1 (1.97)	2.00e-1 (1.75)	1.41e-1 (1.91)
2^{-6}	3.27e-2 (1.99)	5.37e-2 (1.89)	3.76e-2 (1.91)
2^{-7}	8.20e-3 (2.00)	1.38e-2 (1.96)	1.02e-2 (1.89)
2^{-8}	2.05e-3 (2.00)	3.50e-3 (1.98)	2.82e-3 (1.85)
2^{-9}	5.12e-4 (2.00)	8.87e-4 (1.98)	8.01e-4 (1.81)
2^{-10}	1.28e-4 (2.00)	2.24e-4 (1.98)	2.33e-4 (1.78)
2^{-11}	3.20e-5 (2.00)	5.68e-5 (1.98)	6.95e-5 (1.75)
Expected:	(2.00)	(2.00)	(1.67)

Table 1: Experimental convergence rates for $\|\partial_n(u - u_h)\|_{L^2(\Gamma)}$ for convex domains.

	$\ \partial_n(u - u_h)\ _{L^2(\Gamma)} \text{ (EOC)}$		
h	$\omega = 225^\circ$	$\omega = 270^\circ$	$\omega = 315^\circ$
2^{-4}	6.36e-1 (1.47)	7.11e-1 (1.36)	9.75e-1 (0.98)
2^{-5}	2.88e-1 (1.14)	4.08e-1 (0.80)	7.50e-1 (0.38)
2^{-6}	1.73e-1 (0.73)	3.08e-1 (0.41)	6.73e-1 (0.16)
2^{-7}	1.12e-1 (0.62)	2.43e-1 (0.34)	6.15e-1 (0.13)
2^{-8}	7.40e-2 (0.60)	1.93e-1 (0.33)	5.63e-1 (0.13)
2^{-9}	4.88e-2 (0.60)	1.53e-1 (0.33)	5.17e-1 (0.12)
2^{-10}	3.22e-2 (0.60)	1.22e-1 (0.33)	4.76e-1 (0.12)
2^{-11}	2.13e-2 (0.60)	9.65e-2 (0.33)	4.40e-1 (0.12)
Expected:	(0.60)	(0.33)	(0.14)

Table 2: Experimental convergence rates for $\|\partial_n(u - u_h)\|_{L^2(\Gamma)}$ for non-convex domains.

5 Discretization of Dirichlet boundary control problems

5.1 Error estimates

An application of the results of Theorem 4.2 are error estimates for the finite element approximation of Dirichlet boundary control problems. As a model problem we investigate

$$\begin{aligned}
J(y, u) &:= \frac{1}{2} \|y - y_d\|_{L^2(\Omega)}^2 + \frac{\alpha}{2} \|u\|_{L^2(\Gamma)}^2 \rightarrow \min! \\
\text{s. t. } & \quad -\Delta y = 0 \quad \text{in } \Omega, \\
& \quad y = u \quad \text{on } \Gamma,
\end{aligned} \tag{58}$$

where $\alpha > 0$ and a desired state $y_d \in L^2(\Omega)$ are given. It is known [19] that the weak formulation of the system

$$\begin{cases} -\Delta y = 0 & -\Delta p = y - y_d & \text{in } \Omega, \\ y = u & p = 0 & \text{on } \Gamma, \\ & \alpha u - \partial_n p = 0 & \text{on } \Gamma, \end{cases} \tag{59}$$

forms a necessary and sufficient optimality condition. For non-convex domains the state equation has to be understood in the very weak sense as $y \notin H^1(\Omega)$ in general. In order to derive error estimates for the numerical approximation of (y, u, p) we collect some regularity results in the next lemma.

Lemma 5.1. *Let $s < \min\{2, \bar{\lambda}\}$ with $\bar{\lambda} := \min_{j \in \mathcal{C}} \lambda_j$, and let $\vec{\gamma} \in \mathbb{R}^d$ satisfying $\gamma_j > \max\{0, 2 - \lambda_j\}$ for $j \in \mathcal{C}$. Then for $y_d \in H^1(\Omega)$, there holds*

$$y \in H^s(\Omega) \cap V_{\vec{\gamma}}^{2,2}(\Omega) \quad \text{and} \quad u \in H^{s-1/2}(\Gamma).$$

Proof. The regularity results for y and u in $H^s(\Omega)$ and $H^{s-1/2}(\Gamma)$, respectively, can be found in [4, Lemma 2.2]. Basically, the regularity result in weighted Sobolev spaces for the state is contained in that reference as well. However, it is not directly accessible. For that reason, we

give a short proof by employing a bootstrapping argument and classical regularity results in weighted Sobolev spaces: After having noticed that $y - y_d$ belongs to $L^2(\Omega)$, we can deduce $p \in V_{\vec{\beta}}^{2,2}(\Omega)$ for $\vec{\beta} \in \mathbb{R}^d$ satisfying $\beta_j > 1 - \lambda_j$ and $\beta_j \geq 0$ for $j \in \mathcal{C}$, see Lemma 2.3. Due to the optimality condition, $\alpha u = \partial_n p$ almost everywhere on Γ , and trace and extension theorems in weighted Sobolev spaces from [22, Theorem 1.31 and Theorem 1.32], we are able to show by classical means that $y \in V_{\vec{\beta}}^{1,2}(\Omega)$ (eventually by using a density argument). For related results and techniques, we also refer to [5, Section C and Section E]. Since β_j can always be chosen such that $\beta_j \leq \gamma_j$, we obtain from [21, Theorem 3.1], by setting $l = 1$ in this theorem, that p belongs to $V_{\vec{\gamma}}^{3,2}(\Omega)$. We notice that the embedding $y_d \in H^1(\Omega) \hookrightarrow V_{\vec{\varepsilon}}^{1,2}(\Omega)$ for $\vec{\varepsilon}$ with $\varepsilon_j > 0$, $j \in \mathcal{C}$, is essential for the applicability of the theorem, see [17, Theorem 7.1.1]. Similar to before, due to the trace and extension theorems from [22], we can finally show the assertion using [21, Theorem 3.1], now by setting $l = 0$. For the application of the theorem, it is important to notice that there holds $2 - \lambda_j < 1 + \lambda_j$ as $\omega_j < 2\pi$ for $j \in \mathcal{C}$ such that the range for the weights is non-empty. \square

Analogous to [4, 10, 19] we compute an approximation of (y, u, p) obtained by the finite element method. Therefore, we consider a family of finite element meshes $\{\mathcal{T}_h\}_{h>0}$ refined according to (17), and seek the approximate solutions in the spaces

$$V_h := \{v_h \in C(\bar{\Omega}) : v_h|_T \in \mathcal{P}_1 \text{ for all } T \in \mathcal{T}_h\}, \quad V_h^\partial := \text{Tr}(V_h), \quad V_{0h} := V_h \cap H_0^1(\Omega).$$

The discrete optimality condition reads: Find $(y_h, u_h, p_h) \in V_h \times V_h^\partial \times V_{0h}$ such that

$$\begin{cases} y_h|_\Gamma = u_h, & (\nabla y_h, \nabla v_h)_{L^2(\Omega)} = 0 & \forall v_h \in V_{0h}, \\ & (\nabla v_h, \nabla p_h)_{L^2(\Omega)} = (y_h - y_d, v_h)_{L^2(\Omega)} & \forall v_h \in V_{0h}, \\ & (\alpha u_h - \partial_n^h p_h, w_h)_{L^2(\Gamma)} = 0 & \forall w_h \in V_h^\partial. \end{cases} \quad (60)$$

Here, $\partial_n^h p_h \in V_h^\partial$ denotes the discrete variational normal derivative of the adjoint state defined by

$$(\partial_n^h p_h, v_h)_{L^2(\Gamma)} = (\nabla v_h, \nabla p_h)_{L^2(\Omega)} - (y_h - y_d, v_h)_{L^2(\Omega)} \quad \forall v_h \in V_h. \quad (61)$$

The following basic error estimate has been shown in [4]:

$$\begin{aligned} & \|u - u_h\|_{L^2(\Gamma)} + \|y - y_h\|_{L^2(\Omega)} \\ & \leq c \left(\|u - Q_h u\|_{L^2(\Gamma)} + \|y - B_h Q_h u\|_{L^2(\Omega)} + \sup_{\psi_h \in V_h^\partial} \frac{|(\nabla p, \nabla B_h \psi_h)_{L^2(\Omega)}|}{\|\psi_h\|_{L^2(\Gamma)}} \right). \end{aligned} \quad (62)$$

The operator $B_h : V_h^\partial \rightarrow V_h$ denotes the discrete harmonic extension, and $Q_h : L^2(\Gamma) \rightarrow V_h^\partial$ the $L^2(\Gamma)$ -projection. Let $R_h p \in V_{0h}$ denote the Ritz projection of p defined by

$$(\nabla R_h p, \nabla v_h)_{L^2(\Omega)} = (\nabla p, \nabla v_h)_{L^2(\Omega)} \quad \forall v_h \in V_{0h}.$$

Then, we obtain due to the definition of the discrete harmonic extension B_h and (49)

$$(\nabla p, \nabla B_h \psi_h)_{L^2(\Omega)} = (\nabla(p - R_h p), \nabla B_h \psi_h)_{L^2(\Omega)} = (\partial_n p - \partial_n^h R_h p, \psi_h)_{L^2(\Gamma)}$$

such that the third term in (62) can be estimated by

$$\sup_{\psi_h \in V_h^\partial} \frac{|(\nabla p, \nabla B_h \psi_h)_{L^2(\Omega)}|}{\|\psi_h\|_{L^2(\Gamma)}} \leq c \|\partial_n p - \partial_n^h R_h p\|_{L^2(\Gamma)}. \quad (63)$$

In the following, we discuss each of the different error contributions in (62) and (63).

Lemma 5.2. Assume that $y_d \in H^1(\Omega)$. Let u be the optimal control solving (59). Then, the estimate

$$\|u - Q_h u\|_{L^2(\Gamma)} \leq ch^{\min\{3, -1+2\bar{\lambda}\}-2\varepsilon}$$

holds with $\bar{\lambda} := \min_{j \in \mathcal{C}} \lambda_j$ and any $\varepsilon > 0$, provided that the refinement condition (17) is fulfilled.

Proof. The assertion follows from standard estimates for the $L^2(\Gamma)$ -projection using the regularity result from Lemma 5.1 as well as $|E| \sim h^2$. \square

Lemma 5.3. Assume that $y_d \in H^1(\Omega)$. Let (y, u) be the optimal state and control solving (59). Then, there holds the error estimate

$$\|y - B_h Q_h u\|_{L^2(\Omega)} \leq ch^{\min\{2, -1+2\bar{\lambda}\}-2\varepsilon}$$

with $\bar{\lambda} := \min_{j \in \mathcal{C}} \lambda_j$ and any $\varepsilon > 0$, provided that the refinement condition (17) is satisfied.

Proof. In order to prove the assertion, we use a duality argument. Let $z \in H_0^1(\Omega)$ solve

$$-\Delta z = y - B_h Q_h u \text{ in } \Omega, \quad z = 0 \text{ on } \Gamma.$$

Moreover, let $z_h \in V_{0h}$ denote its Ritz-projection. In the sequel, we first assume that Ω is convex. The non-convex case is discussed at the end of the proof. The integration by parts formula implies

$$\|y - B_h Q_h u\|_{L^2(\Omega)}^2 = (Q_h u - u, \partial_n z)_{L^2(\Gamma)} + (\nabla(y - B_h Q_h u), \nabla z)_{L^2(\Omega)}. \quad (64)$$

Due to the convexity of Ω , we have according to a standard trace theorem and elliptic regularity

$$\|\partial_n z\|_{H^{1/2}(\Gamma)} \leq c\|z\|_{H^2(\Omega)} \leq c\|y - B_h Q_h u\|_{L^2(\Omega)}.$$

Consequently, by using the orthogonality of the L^2 -projection and corresponding error estimates, we get for the first term on the right hand side of (64)

$$(Q_h u - u, \partial_n z)_{L^2(\Gamma)} = (Q_h u - u, \partial_n z - Q_h \partial_n z)_{L^2(\Gamma)} \leq ch^2 \|u\|_{H^{1/2}(\Gamma)} \|y - B_h Q_h u\|_{L^2(\Omega)},$$

where we note that $|E| \sim h^2$. Using the properties of the harmonic extensions, the Galerkin orthogonality of z_h , together with the fact that $I_h y - B_h I_h u$ and $(B_h - \tilde{B}_h)(I_h - Q_h)u$ belong both to V_{0h} (I_h denotes the standard Lagrange interpolant and \tilde{B}_h the zero extension operator into V_h), we obtain for the second term in (64)

$$\begin{aligned} (\nabla(y - B_h Q_h u), \nabla z)_{L^2(\Omega)} &= (\nabla(y - B_h Q_h u), \nabla(z - z_h))_{L^2(\Omega)} \\ &= \left(\nabla(y - I_h y + \tilde{B}_h(I_h - Q_h)u), \nabla(z - z_h) \right)_{L^2(\Omega)} \\ &\leq c \left(\|\nabla(y - I_h y)\|_{L^2(\Omega)} + \|\nabla \tilde{B}_h(I_h - Q_h)u\|_{L^2(\Omega)} \right) \|\nabla(z - z_h)\|_{L^2(\Omega)}. \end{aligned}$$

Note that the Lagrange interpolants of y and u are well-posed in the present case since both functions are continuous if the domain Ω is convex. By a standard estimate for the finite element error, we directly get

$$\|\nabla(z - z_h)\|_{L^2(\Omega)} \leq ch\|y - B_h Q_h u\|_{L^2(\Omega)}.$$

Since the grading towards the whole boundary implies a grading towards each corner, i.e.,

$$h_T \leq \begin{cases} ch^2 & \text{if } \text{dist}(T, \mathbf{c}_j) = 0, \\ ch(\text{dist}(T, \mathbf{c}_j))^{1/2} & \text{if } \text{dist}(T, \mathbf{c}_j) > 0, \end{cases}$$

we deduce by means of (47) if $\text{dist}(T, \mathbf{c}_j) = 0$, and a standard interpolation error estimate if $\text{dist}(T, \mathbf{c}_j) > 0$ that

$$\|\nabla(y - I_h y)\|_{L^2(\Omega)} \leq ch^{\min\{1, 2-2\max_{j \in C} \gamma_j\}} \|y\|_{V_{\vec{\gamma}}^{2,2}(\Omega)} \leq ch^{\min\{1, -2+2\bar{\lambda}-2\varepsilon\}} \|y\|_{V_{\vec{\gamma}}^{2,2}(\Omega)},$$

where we have set $\gamma_j = \max\{0, 2 - \lambda_j\} + \varepsilon$ with some arbitrary $\varepsilon > 0$. Employing (54) and standard estimates for the L^2 -projection and the Lagrange interpolant (after having introduced u as an intermediate function), we get for $s = \min\{2, \bar{\lambda}\} - \varepsilon$ and any $\varepsilon > 0$

$$\|\nabla \tilde{B}_h(I_h - Q_h)u\|_{L^2(\Omega)} \leq ch^{-1} \|(I_h - Q_h)u\|_{L^2(\Gamma)} \leq ch^{\min\{2, -2+2\bar{\lambda}\}-2\varepsilon} \|u\|_{H^{s-1/2}(\Gamma)},$$

where we used $|E| \sim h^2$. Putting everything together, in combination with the regularity results of Lemma 5.1, we have arrived at the assertion in case of convex domains.

In the non-convex case, by using the definition of very weak solutions,

$$(y, -\Delta v)_{L^2(\Omega)} = -(u, \partial_n v)_{L^2(\Gamma)} \quad \forall v \in \{v \in H_0^1(\Omega) : \Delta v \in L^2(\Omega)\},$$

and the definition of ∂_n^h (48), we rewrite the error term as follows:

$$\begin{aligned} \|y - B_h Q_h u\|_{L^2(\Omega)}^2 &= (y, y - B_h Q_h u)_{L^2(\Omega)} - (B_h Q_h u, y - B_h Q_h u)_{L^2(\Omega)} \\ &= -(u, \partial_n z)_{L^2(\Gamma)} + (Q_h u, \partial_n^h z_h)_{L^2(\Gamma)} \\ &= (u, \partial_n^h z_h - \partial_n z)_{L^2(\Gamma)}, \end{aligned}$$

where we used that B_h represents the discrete harmonic extension operator, and the orthogonality of Q_h . Thus, the desired result follows in the present case from the estimate stated in Theorem 4.2, in which the term $\|y - B_h Q_h u\|_{L^2(\Omega)}$ appears on the right-hand side again. \square

We now state the main result for the Dirichlet boundary control problem.

Theorem 5.4. *Let $y_d \in H^1(\Omega)$. If Ω is convex, assume additionally $y_d \in C^{0,\sigma}(\bar{\Omega})$, $\sigma \in (0, 1)$. Moreover, let (y, u) and (y_h, u_h) denote the solutions of (59) and (60), respectively. If the sequence of computational meshes satisfies the refinement condition (17), the estimate*

$$\|u - u_h\|_{L^2(\Gamma)} + \|y - y_h\|_{L^2(\Omega)} \leq ch^{\min\{2, -1+2\bar{\lambda}-2\varepsilon\}} |\ln h|^{3/2}$$

is valid with $\bar{\lambda} := \min_{j \in C} \lambda_j$ and any $\varepsilon > 0$.

Proof. Due to (62) and (63), the result is a consequence of Lemmas 5.2 and 5.3, and Theorem 4.2. \square

5.2 Numerical experiments

The following experiments are similar to those from Section 4.2. We consider the domains Ω_ω with $\omega \in \{2\pi/3, 3\pi/4, 3\pi/2\}$. The largest singular exponent is denoted by $\bar{\lambda} := \pi/\omega$. Using polar coordinates (r, φ) located at the origin, the exact solution of our benchmark problem is set to

$$\begin{aligned} y(x_1, x_2) &:= -\bar{\lambda} r^{\bar{\lambda}-1}(x_1, x_2)(1 - x_1^2)(1 - x_2^2) + 2r^{\bar{\lambda}}(x_1, x_2) \sin(\bar{\lambda}\varphi(x_1, x_2))(x_1^2 + x_2^2 - 2) \\ p(x_1, x_2) &:= r^{\bar{\lambda}}(x_1, x_2) \sin(\bar{\lambda}\varphi(x_1, x_2))(1 - x_1^2)(1 - x_2^2). \end{aligned}$$

Note, that the function p fulfills homogeneous Dirichlet boundary conditions. The function y is not harmonic and hence, we consider instead the state equation

$$-\Delta y = f \quad \text{in } \Omega$$

with some f which can be computed by means of y . The desired state y_d can be computed from the adjoint equation taking into account the definitions of p and y . With a simple computation we easily confirm that the optimality condition $u = \alpha^{-1} \partial_n p$ is fulfilled. In this experiment the regularization parameter is chosen to satisfy $\alpha = 1$. Note that we considered $f \equiv 0$ in the theory, but the results derived in Theorem 5.4 hold for the inhomogeneous case as well. The meshes are reused from the experiments in Section 4.2, see also Figure 4. The optimality condition of the discretized problem, more precisely the equation

$$(\alpha u_h - \partial_n^h p_h, w_h)_{L^2(\Gamma)} = 0 \quad \forall w_h \in V_h^\partial,$$

with $p_h \in V_{0h}$ as the solution of

$$\begin{aligned} p_h \in V_{0h}: \quad & (\nabla v_h, \nabla p_h)_{L^2(\Omega)} = (y_h - y_d, v_h)_{L^2(\Omega)} \quad \forall v_h \in V_{0h}, \\ y_h \in V_h: \quad & y_h = u_h \text{ on } \Gamma, \quad (\nabla y_h, \nabla v_h)_{L^2(\Omega)} = (f, v_h)_{L^2(\Omega)} \quad \forall v_h \in V_{0h}, \end{aligned}$$

has been solved with the GMRES method. Moreover, the linear solver MUMPS has been used to compute y_h from u_h and p_h from y_h .

The results of the numerical tests are summarized in Table 3 for $\omega \in \{2\pi/3, 3\pi/4, 3\pi/2\}$. These experiments confirm that the discrete controls converge with the rate 2 when the interior angles are less than 120° . For larger angles the convergence rate is reduced. For $\omega = 3\pi/4$ and $\omega = 3\pi/2$, we have proven a rate close to $5/3$ and $1/3$, respectively. The observed convergence rates are in agreement with the predicted ones. As often in optimal control, in case that full order of convergence is no longer achievable by the discrete controls, the discrete states still converge with a higher rate than predicted by the theory derived via the optimality conditions. For similar observations, we also refer to [6, 7] in case of Neumann control problems and [19, 4] in case of Dirichlet boundary control problems. A comparison of the error propagation between quasi-uniform meshes and meshes with boundary refinement is illustrated in Figure 5, also for the domains with $\omega \in \{\pi/2, 5\pi/4, 7\pi/4\}$. For a sufficiently fine initial mesh, the error is always smaller for boundary concentrated meshes.

References

- [1] V. I. Agoshkov and V. I. Lebedev. Poincaré-Steklov operators and methods of partition of the domain in variational problems. In *Computational processes and systems, No. 2*, pages 173–227. “Nauka”, Moscow, 1985.

N	$\omega = 120^\circ$		$\omega = 135^\circ$		$\omega = 270^\circ$	
	$\ u - u_h\ _{L^2(\Gamma)}$	$\ y - y_h\ _{L^2(\Omega)}$	$\ u - u_h\ _{L^2(\Gamma)}$	$\ y - y_h\ _{L^2(\Omega)}$	$\ u - u_h\ _{L^2(\Gamma)}$	$\ y - y_h\ _{L^2(\Omega)}$
6	4.97e-2 (1.90)	6.07e-3 (2.64)	6.26e-2 (1.87)	7.38e-3 (2.67)	4.69e-1 (0.28)	2.08e-1 (0.67)
8	1.27e-2 (1.97)	1.04e-3 (2.54)	1.64e-2 (1.93)	1.19e-3 (2.63)	3.93e-1 (0.25)	1.33e-1 (0.65)
10	3.24e-3 (1.97)	2.26e-4 (2.20)	4.31e-3 (1.93)	2.40e-4 (2.31)	3.23e-1 (0.28)	8.45e-2 (0.65)
12	8.13e-4 (2.00)	5.15e-5 (2.14)	1.14e-3 (1.92)	5.30e-5 (2.18)	2.62e-1 (0.30)	5.37e-2 (0.65)
14	2.05e-4 (1.99)	1.29e-5 (2.00)	3.08e-4 (1.89)	1.31e-5 (2.02)	2.10e-1 (0.32)	3.40e-2 (0.66)
16	5.15e-5 (1.99)	5.15e-5 (1.99)	8.52e-5 (1.85)	3.24e-6 (2.01)	1.68e-1 (0.32)	2.15e-2 (0.66)

Table 3: Absolute error and experimental convergence rate for the discrete solution of (60), for the domains Ω_ω , $\omega \in \{2\pi/3, 3\pi/4, 3\pi/2\}$.

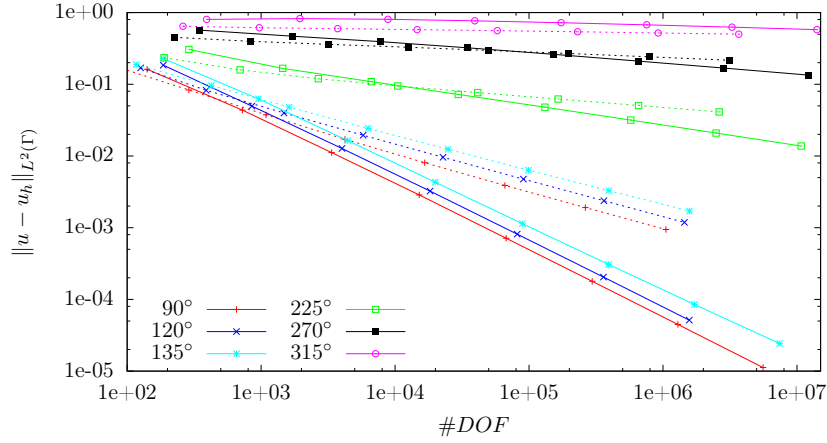


Figure 5: Convergence plot illustrating the approximation error on several domains for quasi-uniform (dashed lines) and boundary concentrated meshes (solid lines).

- [2] T. Apel, A. Rösch, and D. Sirch. L^∞ -Error Estimates on Graded Meshes with Application to Optimal Control. *SIAM J. Control Optim.*, 48(3):1771–1796, 2009.
- [3] Th. Apel, M. Mateos, J. Pfefferer, and A. Rösch. On the Regularity of the Solutions of Dirichlet Optimal Control Problems in Polygonal Domains. *SIAM J. Control Optim.*, 53(6):3620–3641, 2015.
- [4] Th. Apel, M. Mateos, J. Pfefferer, and A. Rösch. Error estimates for Dirichlet control problems in polygonal domains: Quasi-uniform meshes. *Math. Control Relat. Fields*, 8(1):217–245, 2018.
- [5] Th. Apel, S. Nicaise, and J. Pfefferer. Discretization of the Poisson equation with non-smooth data and emphasis on non-convex domains. *Numer. Methods Partial Differential Equations*, 32(5):1433–1454, 2016.
- [6] Th. Apel, J. Pfefferer, and A. Rösch. Finite element error estimates on the boundary with application to optimal control. *Math. Comp.*, 84:33–70, 2015.

- [7] Th. Apel, J. Pfefferer, and M. Winkler. Local Mesh Refinement for the Discretization of Neumann Boundary Control Problems on Polyhedral Domains. *Math. Methods Appl. Sci.*, 32(5):1206–1232, 2016.
- [8] Th. Apel, A.-M. Sändig, and J. R. Whiteman. Graded mesh refinement and error estimates for finite element solutions of elliptic boundary value problems in non-smooth domains. *Math. Methods Appl. Sci.*, 19(1):63–85, 1996.
- [9] E. Bänsch. Local mesh refinement in 2 and 3 dimensions. *IMPACT Comput. Sci. Eng.*, 3(2):181–191, 1991.
- [10] E. Casas and J.-P. Raymond. Error estimates for the numerical approximation of Dirichlet boundary control of semilinear elliptic equations. *SIAM J. Control and Optim.*, 45:1586–1611, 2006.
- [11] K. Deckelnick, A. Günther, and M. Hinze. Finite element approximation of Dirichlet boundary control for elliptic PDEs on two- and three-dimensional curved domains. *SIAM J. Control Optim.*, 48(4):2798–2819, 2009.
- [12] A. Demlow, J. Guzmán, and A.H. Schatz. Local energy estimates for the finite element method on sharply varying grids. *Math. Comp.*, 80(273):1–9, 2011.
- [13] P. Grisvard. *Elliptic problems in nonsmooth domains*. Pitman, Boston, 1985.
- [14] T. Horger, M. Melenk, and B.I. Wohlmuth. On optimal L2- and surface flux convergence in FEM. *Comput. Vis. Sci.*, 16(5):231–246, 2015.
- [15] D. Jerison and C. E. Kenig. The inhomogeneous Dirichlet problem in Lipschitz domains. *J. Funct. Anal.*, 130(1):161–219, 1995.
- [16] L. John, P. Swierczynski, and B. Wohlmuth. Energy corrected FEM for optimal dirichlet boundary control problems. *Numer. Math.*, published online, 2018.
- [17] V. A. Kozlov, V. G. Maz’ya, and J. Rossmann. *Elliptic Boundary Value Problems in Domains with Point Singularities*. Fields Institute Monographs. AMS, Providence, R.I., 1997.
- [18] V. A. Kozlov, V. G. Maz’ya, and J. Rossmann. *Spectral problems associated with corner singularities of solutions to elliptic equations*. Number 85. American Mathematical Soc., 2001.
- [19] S. May, R. Rannacher, and B. Vexler. Error Analysis for a Finite Element Approximation of Elliptic Dirichlet Boundary Control Problems. *SIAM J. Control and Optimization*, 51(3):2585–2611, 2013.
- [20] M. Melenk and B. I. Wohlmuth. Quasi-Optimal Approximation of Surface Based Lagrange Multipliers in Finite Element Methods. *SIAM J. Numer. Anal.*, 50(4):2064–2087, 2012.
- [21] S. A. Nazarov and B. A. Plamenevskij. *Elliptic Problems in Domains with Piecewise Smooth Boundaries*. De Gruyter, Berlin, 1994.

- [22] S. Nicaise. *Polygonal interface problems*, volume 39 of *Methoden und Verfahren der Mathematischen Physik [Methods and Procedures in Mathematical Physics]*. Verlag Peter D. Lang, Frankfurt am Main, 1993.
- [23] G. Of, T. X. Phan, and O. Steinbach. Boundary element methods for Dirichlet boundary control problems. *Math. Methods Appl. Sci.*, 33(18):2187–2205, 2010.
- [24] G. Of, T. X. Phan, and O. Steinbach. An energy space finite element approach for elliptic Dirichlet boundary control problems. *Numer. Math.*, 129(4):723–748, 2014.
- [25] J. Pfefferer. *Numerical analysis for elliptic Neumann boundary control problems on polygonal domains*. PhD thesis, Universität der Bundeswehr München, 2014.
- [26] A. Quarteroni and A. Valli. *Domain Decomposition Methods for Partial Differential Equations*. Numerical Mathematics and Scientific Computing. Clarendon Press, 1999.
- [27] A. H. Schatz and L. B. Wahlbin. Maximum norm estimates in the finite element method on plane polygonal domains. Part 2, Refinements. *Math. Comp.*, 33(146):465–492, 1979.
- [28] D. Sirch. *Finite Element Error Analysis for PDE-constrained Optimal Control Problems: The Control Constrained Case Under Reduced Regularity*. PhD thesis, TU München, 2010.
- [29] M. Winkler. *Finite Element Error Analysis for Neumann Boundary Control Problems on Polygonal and Polyhedral Domains*. PhD thesis, Universität der Bundeswehr München, 2015.
- [30] J. Xu and S. Zhang. Preconditioning the Poincaré-Steklov operator by using Green’s function. *Math. Comp.*, 66(217):125–138, 1997.