

Specifying, Monitoring, and Executing Workflows in Linked Data Environments

Tobias Käfer and Andreas Harth

Institute AIFB, Karlsruhe Institute of Technology (KIT), Germany
{tobias.kaefer|harth}@kit.edu

Abstract. We present an ontology for representing workflows over components with Read-Write Linked Data interfaces and give an operational semantics to the ontology via a rule language. Workflow languages have been successfully applied for modelling behaviour in enterprise information systems, in which the data is often managed in a relational database. Linked Data interfaces have been widely deployed on the web to support data integration in very diverse domains, increasingly also in scenarios involving the Internet of Things, in which application behaviour is often specified using imperative programming languages. With our work we aim to combine workflow languages, which allow for the high-level specification of application behaviour by non-expert users, with Linked Data, which allows for decentralised data publication and integrated data access. We show that our ontology is expressive enough to cover the basic workflow patterns and demonstrate the applicability of our approach with a prototype system that observes pilots carrying out tasks in a mixed-reality aircraft cockpit. On a synthetic benchmark from the building automation domain, the runtime scales linearly with the size of the number of Internet of Things devices.

1 Introduction

Information systems are increasingly distributed. Consider the growing deployment of sensors and actuators, the modularisation of monolithic software into microservices, and the movement to decentralise data from company-owned data silos into user-owned data pods. The drivers of increasing distribution include:

- Cheaper, smaller, and more energy-efficient networked hardware makes widespread deployment feasible¹
- Rapidly changing business environments require flexible re-use of components in new business offerings [17]
- Fast development cycles require independent evolution of components [17]
- Privacy-aware users demand to retain ownership of their data²

¹ <http://www.forbes.com/sites/oreillymedia/2015/06/07/how-the-new-hardware-movement-is-even-bigger-than-the-iot/>

² “Putting Data back into the Hands of Owners”, <http://tcrn.ch/2i8h7gp>

The distribution into components raises the opportunity to create new integrated applications out of the components, given sufficient interoperability. One way to make components interoperable is to equip the components with uniform interfaces using technologies around Linked Data. Consider, e. g., the W3C’s Web of Things³ initiative and the MIT’s Solid (“social linked data”) project⁴, where REST provides an uniform interface to access and manipulate the state of components, while RDF provides an uniform data model for representing component state that allows using reasoning to resolve schema heterogeneity. While the paradigms for (read-only) data integration systems based on Linked Data are relatively agreed upon [11], techniques for the creation of applications that integrate components with Read-Write Linked Data interfaces are an active area of research [27, 4, 2, 15]. Workflows are a way to create applications, according to Jablonski and Bussler [14], that is highly suitable for integration scenarios, easy to understand (for validation and specification by humans), and formal (for execution and verification by machines). E. g., consider an evacuation support workflow for a smart building (cf. task 4 in our evaluation, Section 6), which integrates multiple systems of the building, should be validated by the building management and the fire brigade, verified to be deadlock-free, and executable. Hence, we tackle the research question: *How to specify, monitor, and execute applications given as workflows in the environment of Read-Write Linked Data?*

The playing field for applications in the context of Read-Write Linked Data is big and diverse: As of today, the Linking Open Data cloud diagram⁵ lists 1’163 data sets from various domains for read-access. The Linked Data Platform (LDP)¹⁰ specifies interaction with Read-Write Linked Data sources. Next to projects such as Solid, these technologies offer read-write access to sensors and actuators on the Internet of Things (IoT), forming the Web of Things³. From such sensors and actuators, we can build applications such as integrated Cyber-Physical Systems, where sensors and actuators provide the interface to Virtual Reality systems (cf. the showcase in the evaluation, Section 6.2). Other non-RDF REST APIs provide access to weather reports⁶ or building management systems (e. g. Project Haystack⁷) and can be wrapped to support RDF. Using such APIs, we can build applications such as integrated building automation systems (cf. the scenario of the synthetic benchmark in the evaluation, Section 6.3).

To use workflows in the environment of Read-Write Linked Data is difficult as the environment is fundamentally different from traditional environments where workflows are used. Elmroth et al. argue that the properties of the environment determine the model of computation, which serves as the basis of a workflow language [5]. Consequently, we have developed ASM4LD [15], a model of computation for the environment of Read-Write Linked Data. In this paper, we investigate an approach for a workflow language consisting of an ontology

³ <http://www.w3.org/WoT/>

⁴ <https://solid.mit.edu/>

⁵ <http://lod-cloud.net/>

⁶ <http://openweathermap.org/>

⁷ <http://www.project-haystack.org/>

and operational semantics in ASM4LD. In the investigation of the approach, the differences between traditional environments of workflow languages and the environment of Read-Write Linked Data (i. e. RDF and REST) pose challenges:

- Querying and reasoning under the open-world assumption** Ontology languages around RDF such as RDFS and OWL make the open-world assumption (OWA). However, approaches from workflow management operate on relational databases, which make the closed-world assumption (CWA). Closedness allows e. g. to test if something holds for *all* parts of a workflow.
- The absence of events in REST** HTTP implements CRUD (the operations create, read, update, delete), but not the subscriptions to events. However, approaches from workflow management use events as change notifications.

While both challenges could be mitigated by introducing assumptions (e. g. negation-as-failure once we reach a certain completeness class [12]) or by extending the technologies (e. g. implement events using Web Sockets⁸ or Linked Data Notifications [2]), those mitigation strategies would restrict the generality of the approach, i. e. we would have to exclude components that provide Linked Data, but do not share the assumptions or extensions of the mitigation strategy.

Previous works from Business Process Management, Semantic Web Services, Linked Data, and REST operate on a different model of computation or are complementary: [19, 13, 10] assume event-based data processing, decision making based on process variables, and data residing in databases under the CWA, whereas our approach relies on integrated state information from the web under the OWA. [27, 28] provide descriptions to do automated composition or to assist developers. Currently, we do not see elaborate and correct descriptions available at web scale, which hinders automated composition. We see our approach, which allows for manual composition, as the first step towards automated composition.

The paper is structured as follows: In Section 2, we discuss related work. In Section 3, we present the technologies on which we build our approach. Next, we present our approach, which consists of two main contributions:

- An ontology to specify workflows and workflow instances modelled in OWL LD⁹ (Section 4), which allows for querying and reasoning over workflows and workflow instances under the OWA. The ontology is strongly related to the standard graphical workflow notation, BPMN, via the workflow patterns [24].
- An operational semantics for our workflow ontology. We use ASM4LD, a model of computation for Read-Write Linked Data in the form of a condition-action rule language (Section 5), which does not require event data and is directly executable. We maintain workflow state in an LDP¹⁰ container.

Fast data processing thanks to OWL LD and the executability of ASM4LD allow to directly apply our approach in practice. In the evaluation (Section 6), we present a Virtual Reality showcase, and a benchmark in an IoT setting. We also show correctness and completeness of our approach. We conclude in Section 7.

⁸ <http://www.ietf.org/rfc/rfc6455.txt>

⁹ <http://semanticweb.org/OWLLD/>

¹⁰ <http://www.w3.org/TR/ldp/>

2 Related Work

We now survey related work grouped by field of research.

Workflow Management Previous work in the context of workflow languages and workflow management systems is based on event-condition-action (ECA) rules, whereas our approach is built for REST, and thus works without events. This ECA rule-based approach has been used to give operational semantics to workflow languages [13], and to implement workflow management systems [3]. Similar to the case handling paradigm [25], we employ state machines for the activities of a workflow instance.

Web Services WS-* based approaches assume arbitrary operations, whereas our approach works with REST resources, where the set of operations is constrained. The BPM community has compared WS-* and REST-based approaches [20, 29]. Pautasso et al. proposed extensions to BPEL such that e. g. a BPEL process [18] can invoke REST services, and that REST resources representing processes push events [19]. While those extensions make isolated REST calls fit the Web Services processing model of process variable assignments, we propose a processing model based on integrated polled state.

Semantic Web Services We can only present a selection of the large body of research conducted in the area of SWS. Approaches like OWL-S, WSMO and semantic approaches to scientific workflows like [8] are mainly concerned with service descriptions and corresponding reasoning for composition and provenance tracking. In contrast to our work, which is based on REST, SWS build on Web Service technology for workflow execution, e. g. the execution in the context of WSMO, WSMX [10], is entirely event-based. European projects such as “Super” and “Adaptive Services Grid” build on WSMO.

Ontologies for Workflows Similar to workflows in our ontology, processes in OWL-S are also tree-structured (see Section 4) and use lists in RDF. Unlike OWL-S, our ontology also covers workflow instances. Rospocher et al. [22] and the project “Super” developed ontologies that describe process meta-models such as BPMN, BPEL, and EPC¹¹. Their ontologies require more expressive (OWL) reasoning or do not allow for execution under the OWA.

3 Preliminaries

We next introduce our environment, Read-Write Linked Data, and the model of computation, ASM4LD [15], in which context we do querying and reasoning.

Read-Write Linked Data Linked Data is a collection of practices for data publishing on the web that advocates the use of web standards: HTTP URIs¹² should be used for identifying things. HTTP GET¹³ requests to those URIs

¹¹ <http://www.ip-super.org/content/view/129/136/>, available in the Web Archive

¹² <http://www.ietf.org/rfc/rfc3986.txt>

¹³ <http://www.ietf.org/rfc/rfc7230.txt>

should be answered using descriptive data, e. g. in RDF¹⁴. Hyperlinks in the data should enable the discovery of more information¹⁵. Read-Write Linked Data¹⁶ introduces RESTful write access to Linked Data (later standardised in the LDP specification¹⁰). Hence, we can access the world’s state using multiple HTTP GET requests and enact change using HTTP PUT, POST, DELETE requests.

In the paper, we denote RDF triples using binary predicates¹⁷, e. g. we write for the triple in Turtle notation “<#wfm> rdf:type :WorkflowModel .”:

```
rdf:type(<#wfm>, :WorkflowModel)
```

We abbreviate a class assignment using a unary predicate with the class as predicate name, e. g. *:WorkflowModel(<#wfm>)*. The term *rdf:List(...)* is a shortcut, similar to the RDF list shortcut with () brackets in Turtle, and can be regarded as a procedure that (1) takes as argument list elements, (2) adds the corresponding RDF list triples, i. e. with terms *rdf:first*, *rdf:rest*, and *rdf:nil*, to the current data, and (3) returns the blank node for the RDF list’s head.

ASM4LD, a Condition-Action Rule Language We use a monotonic production rule language to specify both forward-chaining reasoning on RDF data and interaction with Read-Write Linked Data resources [23]. A rule has a basic graph pattern¹⁹ query in the body. We distinguish two types of rules: (1) derivation rules, which contain productions, e. g. to implement reasoning, and (2) request rules, which specify an HTTP request in the rule head. We assume safe rules and exclude existential variables in a rule head. Rule programs consist of initial assertions and rules.

As operational semantics for the rule language, we use ASM4LD, an Abstract State Machine-based [9] model of computation for Read-Write Linked Data [15]. In the following, we sketch the operational semantics, where data processing is done in repeated steps, subdivided into the following phases (cf. [15] for details):

- (1) The working memory be empty.
- (2) Add the initial assertions to the working memory.
- (3) Evaluate on the working memory until the fixpoint:
 - (a) Request rules that contain GET requests, making the requests and adding the data from the responses to the working memory.
 - (b) Derivation rules, adding the produced data to the working memory. Using those GET requests and derivations, we acquire knowledge about the world’s current state (from the responses to the GET requests) and reason on this knowledge (using the productions).
- (4) Evaluate all request rules with HTTP methods other than GET on the working memory and make the corresponding HTTP requests. Using those requests, we enact changes on the world’s state.

¹⁴ <http://www.w3.org/TR/rdf11-concepts/>

¹⁵ <https://www.w3.org/DesignIssues/LinkedData.html>

¹⁶ <https://www.w3.org/DesignIssues/ReadWriteLinkedData.html>

¹⁷ We assume the URI prefix definitions of <http://prefix.cc/>. The empty prefix denotes <http://purl.org/wild/vocab#>. The base URIs be <http://example.org/>.

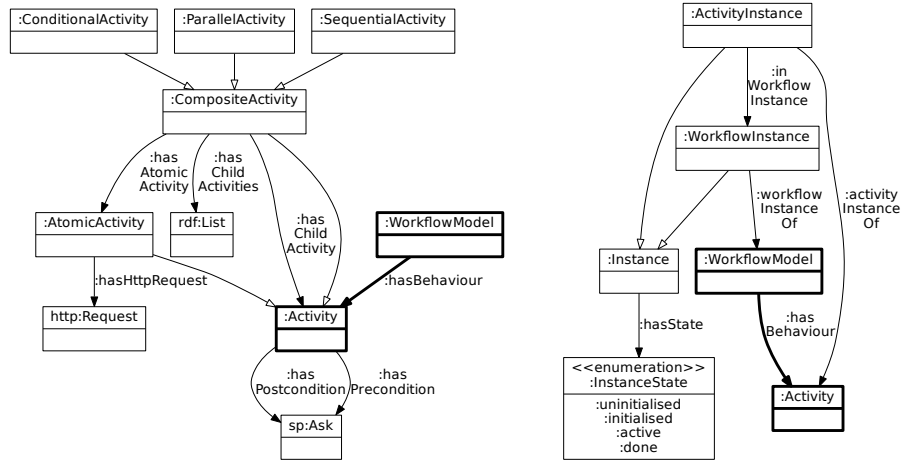


Fig. 1: The ontology to express workflow models and instances as UML Class Diagram. Shared classes between the diagrams are depicted in bold. We use the UML Class Diagram’s class, inheritance, association, and enumeration to denote the RDFS ontology language’s `rdfs:Class`, `rdfs:subClassOf`, `rdf:Property` with `rdfs:domain` and `rdfs:range`, and instances.

To do polling, which is the prominent way to get information about changes in a RESTful environment, loop all of those phases (emptying the working memory each time step 1 is reached). Hypermedia-style link following (to discover new information) can be implemented using request rules, e. g. in the example below.

We use the following rule syntax: In the arguments of binary predicates for RDF, we allow for variables (printed in *italics*). We print constants in typewriter font. We connect rule head and body using \rightarrow . The head of a request rule contains one HTTP request with the method as the function name, the target as the first argument, and the RDF payload as the second argument (if applicable). E. g. consider the following rule to retrieve all elements *e* of a given LDP container:

$$ldp:contains(\text{http://example.org/ldpc}, e) \rightarrow \text{GET}(e)$$

4 Activity, Workflow Model and Instance Ontology

To describe workflow models and instances as well as activities, we propose an ontology. We developed the ontology, see Figure 1¹⁸, with execution based on querying and reasoning under the OWA in mind. In this section, we define activities, workflows, and instances using the workflow in Figure 2 as example.

Activities We regard an atomic activity as a basic unit of work. We characterise an activity by a postcondition, which states what holds in the world’s state after the activity has been executed. We give the postcondition as a SPARQL ASK

¹⁸ The ontology can be accessed at <http://purl.org/wild/vocab>

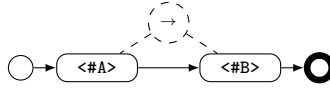


Fig. 2: Workflow (solid: BPMN notation) with sequential activities ($\langle \#A \rangle$, $\langle \#B \rangle$). Dashed: the tree representation with the parent node marked as sequential.

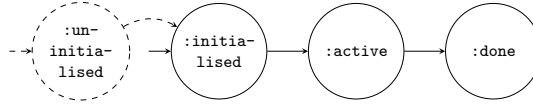


Fig. 3: State machine for the instance resources for the workflow and activity instance resources. The dashed part only concerns workflow instance resources.

query¹⁹. For the execution of an atomic activity, the activity description needs an HTTP request (cf. Figure 1). The workflow model in Figure 2 contains two activities ($\langle \#A \rangle$, $\langle \#B \rangle$), but omits postconditions and HTTP requests.

Workflow Models A workflow model is a set of activities put into a defined order. As notation to describe workflow models, BPMN is a popular choice. In the simplest form, the course of action (i. e. control flow) in a BPMN workflow model is denoted using arrows that connect activities and gateways (e. g. decisions and branches). For instance, the middle arrow in the workflow model in Figure 2 orders activities $\langle \#A \rangle$ and $\langle \#B \rangle$ sequentially.

In this paper, we assume a different representation of the control flow of a workflow model: A tree structure, as investigated by Vanhatalo et al. [26]. Tree-structured workflow languages include BPEL, a popular language to describe executable workflows. In the tree, activities are leaf nodes. The non-leaf nodes are typed, and the type determines the control flow of the children. The connection between the tree-based (dashed) and the flow-based (solid) workflow representation is depicted in Figure 2. Flow-based workflows can be losslessly translated to tree-structured workflows and vice versa [21]. We use the tree structure, as checks for completion of workflow parts are easier in a tree. Of the multitude of control flow features of different workflow languages, we support the most basic and common, which have been compiled to the *basic workflow patterns* [24].

We now show how to specify workflow models in RDF using Figure 2’s model:

$$\begin{aligned}
 & :WorkflowModel(\langle \#wfm \rangle) \wedge :SequentialActivity(\langle \#root \rangle) \\
 & \quad \wedge :AtomicActivity(\langle \#A \rangle) \wedge :AtomicActivity(\langle \#B \rangle) \\
 & \quad \quad \wedge :hasBehaviour(\langle \#wfm \rangle, \langle \#root \rangle) \\
 & \quad \quad \wedge :hasChildActivities(\langle \#root \rangle, rdf:List(\langle \#A \rangle, \langle \#B \rangle))
 \end{aligned}$$

As we assume tree-structured workflows, each workflow model ($\langle \#wfm \rangle$) has a root activity ($\langle \#root \rangle$). If an activity is composite, i. e. a control flow element, then the activity has an RDF list of child activities. Here, $\langle \#root \rangle$ is sequential,

¹⁹ <http://www.w3.org/TR/sparql11-query/>

with the child activities $\langle\#A\rangle$, $\langle\#B\rangle$. The child activities could again be composite, thus forming a tree. Leaves in the tree (here $\langle\#A\rangle$ and $\langle\#B\rangle$) are atomic activities. We require child activities to be given in an RDF list, which is explicitly terminated. This termination closes the set of list elements and thus allows for executing workflows under the OWA, which e. g. includes querying whether *all* child activities of a parent activity are `:done`). Yet, for the operational semantics we also need a direct connection between a parent activity and a child activity, which we derive from an RDF list using monotonic reasoning, here:

$$:hasChildActivity(\langle\#root\rangle, \langle\#A\rangle) \wedge :hasChildActivity(\langle\#root\rangle, \langle\#B\rangle)$$

Instances Using workflow instances, we can run multiple copies of a workflow model. A workflow instance consequently consists of instances of the model’s activities. We model the relation of the instances to their counterparts as shown in Figure 1. During and after workflow monitoring/execution, the operational semantics maintain the states of instances in an LDP container. At runtime, the instances’ states evolve according to the state machine depicted in Figure 3 (terms from Figure 1). Section 5 is about the operationalisation of the evolution.

5 Operational Semantics

In this section, we give operational semantics in rules²⁰ to our workflow language²¹. Before we define the rules, we give an overview of what the rules do.

5.1 Overview

The rules fulfil the following purposes (the numbers are only to guide the reader):

- I. Retrieve state²²
 - 1) Retrieve the state of the writeable resources in the LDP container, which maintain the workflow/activity instances’ state
 - 2) Retrieve the relevant world state
- II. Initialise workflow instances if applicable
 - 1) Set the root activity’s instance `:active`
 - 2) Set the workflow instance `:initialised`
 - 3) Creating instance resources for all activities in the corresponding workflow model and set them `:initialised`
- III. Finalise workflow instances if their root node is `:done`
- IV. Execute and observe `:active` activities
 - 1) Execution: if an atomic activity turns `:active`, fire the HTTP request

²⁰ A corresponding Notation3 file can be found at <http://purl.org/wild/semantics>.

²¹ In a production environment, access control to the instances’ LDP container needs to be in place to keep third parties from interfering with the monitoring/execution.

²² A benefit of using Linked Data throughout is that we can access the workflow/activity instances’ state and the world’s state in a uniform manner.

- 2) If the postcondition of an `:active` activity is fulfilled, set it `:done`
- V. Advance composite activities according to control flow, which includes:
 - 1) Set a composite activity's children `:active`
 - 2) Advance between children
 - 3) Finalise a composite activity

5.2 Condition-Action Rules

We next give the rules for the listed purposes. To shorten the presentation, we factor out those rules that, for workflow execution, fire an activity's HTTP request if the activity becomes `:active`. Those rules are not needed when monitoring. The rules are of the form (the variable *method* holds the request type):

$$\begin{aligned} &AtomicActivity(a) \wedge hasHttpRequest(a, h) \wedge http:mthd(h, method) \\ &\wedge http:requestURI(h, u) \wedge \dots \rightarrow METHOD(u, \dots) \end{aligned}$$

I. Retrieve State The following rules specify the retrieval of data where the rule interpreter locally maintains state. Analogously, the world state can get retrieved. Either by explicitly stating URIs to be retrieved:

$$true \rightarrow GET(http://example.org/ldpc)$$

Or by following links from data that is already known:

$$ldp:contains(http://example.org/ldpc, e) \rightarrow GET(e)$$

II. Initialise Workflow Instances If there is an uninitialised workflow instance (e.g. injected by a third party using a POST request into the polled LDP container), the following rules create corresponding resources for the activity instances and set the workflow instance initialised:

$$\begin{aligned} &WorkflowInstance(i) \wedge hasState(i, :uninitialised) \wedge workflowInstanceOf(i, m) \\ &\wedge hasBehaviour(m, a) \rightarrow POST(server:ldpc, activityInstanceOf(<\#it>, a) \\ &\wedge inWorkflowInstance(<\#it>, i) \wedge hasState(<\#it>, :active)) \end{aligned}$$

Also, the workflow instance is set initialised (analogously, we initialise instances for the activities in the workflow model):

$$\begin{aligned} &WorkflowInstance(i) \wedge hasState(i, :uninitialised) \wedge workflowInstanceOf(i, m) \\ &\rightarrow PUT(i, WorkflowInstance(i) \wedge hasState(i, :initialised) \\ &\wedge workflowInstanceOf(i, m)) \end{aligned}$$

III. Finalise Workflow Instances The done state of the root activity gets propagated to the workflow instance:

$$\begin{aligned} &WorkflowInstance(i) \wedge hasState(i, :active) \wedge workflowInstanceOf(i, m) \\ &\wedge hasBehaviour(m, a) \wedge hasState(m, :done) \\ &\rightarrow PUT(i, WorkflowInstance(i) \wedge hasState(i, :done) \wedge workflowInstanceOf(i, m)) \end{aligned}$$

IV. Execute and Observe Atomic Activities In the following, we give a rule in its entirety, which marks an activity as done if its postcondition is fulfilled.

$$\begin{aligned}
& WorkflowInstance(i) \wedge hasState(i, :active) \wedge workflowInstanceOf(i, m) \\
& \wedge hasDescendantActivity(i, a) \wedge AtomicActivity(a) \wedge hasPostcondition(a, p) \\
& \wedge ActivityInstance(j) \wedge activityInstanceOf(j, a) \wedge hasState(j, :active) \\
& \wedge sp:hasBooleanResult(p, true) \\
\rightarrow & PUT(j, activityInstanceOf(j, a) \wedge inWorkflowInstance(j, i) \wedge hasState(j, :done))
\end{aligned}$$

To shorten the presentation of the rules, we introduce the following simplifications: We assume that (1) we are talking about an active workflow instance, and (2) that the resource representing an instance coincides with its corresponding activity in the workflow model. (3), the PUT requests in the text do not actually overwrite the whole resource representation but patch the resources by ceteris paribus overwriting the corresponding *hasState*(\cdot, \cdot) triple.

V. Advance According to Control Flow In this subsection, we give the rules for advancing a workflow instance according to the basic workflow patterns [24].

Workflow Pattern 1: Sequence If there is an active sequential activity with the first activity initialised, we set this first activity to active:

$$\begin{aligned}
& SequentialActivity(s) \wedge hasState(s, :active) \wedge hasChildActivities(s, c) \\
& \wedge rdf:first(c, a) \wedge hasState(a, :initialised) \rightarrow PUT(a, hasState(a, :active))
\end{aligned}$$

We advance between activities in a sequence using the following rule:

$$\begin{aligned}
& SequentialActivity(s) \wedge hasState(s, active) \wedge hasChildActivity(s, c) \\
& \wedge hasState(c, done) \wedge hasState(n, initialised) \\
& \wedge rdf:first(l, c) \wedge rdf:rest(l, i) \wedge rdf:first(i, n) \rightarrow PUT(n, hasState(n, active))
\end{aligned}$$

If we have reached the end of the list of children of a sequence, we regard the sequence as done (the rule is an example of the exploitation of the explicit termination of the RDF list to address the OWA):

$$\begin{aligned}
& SequentialActivity(s) \wedge hasState(s, :active) \wedge hasChildActivity(s, c) \\
& \wedge hasState(c, :done) \wedge rdf:first(l, c) \wedge rdf:rest(l, rdf:nil) \rightarrow PUT(s, hasState(s, :done))
\end{aligned}$$

Workflow Pattern 2: Parallel Split A parallel activity consists of several activities executed simultaneously. If a parallel activity becomes active, all of its components are set to active:

$$\begin{aligned}
& ParallelActivity(p) \wedge hasState(p, active) \wedge hasChildActivity(p, c) \\
& \wedge hasState(c, :initialised) \rightarrow PUT(c, hasState(c, :active))
\end{aligned}$$

Workflow Pattern 3: Synchronisation If all the components of a parallel activity are done, the whole parallel activity can be considered done. To find out whether all components of a parallel are done, we have to mark instances the following way to deal with the RDF list. First, we check whether the first element of the children of the parallel activity is done:

$$\begin{aligned} & \text{ParallelActivity}(p) \wedge \text{hasState}(p, \text{:active}) \wedge \text{hasChildActivities}(p, l) \\ & \wedge \text{rdf:first}(l, c) \wedge \text{hasState}(c, \text{:done}) \rightarrow \text{hasState}(c, \text{:doneFromListItemOne}) \end{aligned}$$

Then, starting from the first, we one by one check the activities in the list of child activities whether they are done. If the check proceeded to the last list element, the whole parallel activity is done:

$$\begin{aligned} & \text{ParallelActivity}(p) \wedge \text{hasState}(p, \text{:active}) \wedge \text{hasChildActivity}(p, c) \\ & \wedge \text{rdf:first}(l, c) \wedge \text{rdf:rest}(l, \text{rdf:nil}) \wedge \text{hasState}(c, \text{:doneFromListItemOne}) \\ & \rightarrow \text{PUT}(p, \text{hasState}(p, \text{:done})) \end{aligned}$$

Workflow Pattern 4: Exclusive Choice The control flow element choice implements a choice between different alternatives, for which conditions are specified. For the evaluation of the condition, we first have to check whether all child activities are in initialised state, similarly to the rules for Workflow Pattern 3:

$$\begin{aligned} & \text{ConditionalActivity}(a) \wedge \text{hasState}(a, \text{:active}) \wedge \text{hasChildActivities}(a, l) \\ & \wedge \text{rdf:first}(l, c) \wedge \text{hasState}(c, \text{:initialised}) \\ & \rightarrow \text{hasState}(c, \text{:initialisedFromListItemOne}) \\ & \text{ConditionalActivity}(a) \wedge \text{hasState}(a, \text{:active}) \wedge \text{hasChildActivities}(a, l) \\ & \wedge \text{rdf:first}(l, c) \wedge \text{hasState}(c, \text{:initialisedFromListItemOne}) \\ & \wedge \text{rdf:rest}(l, m) \wedge \text{rdf:first}(m, d) \wedge \text{hasState}(d, \text{:initialised}) \\ & \rightarrow \text{hasState}(d, \text{:initialisedFromListItemOne}) \end{aligned}$$

If the check succeeded, we can evaluate the conditions and set an activity active:

$$\begin{aligned} & \text{ConditionalActivity}(a) \wedge \text{hasState}(a, \text{:active}) \wedge \text{hasChildActivity}(a, c) \\ & \wedge \text{hasState}(c, \text{:initialisedFromListItemOne}) \wedge \text{hasPrecondition}(c, p) \\ & \wedge \text{rdf:first}(l, c) \wedge \text{rdf:rest}(l, \text{rdf:nil}) \wedge \text{sp:hasBooleanResult}(p, \text{true}) \\ & \rightarrow \text{PUT}(c, \text{hasState}(c, \text{:active})) \end{aligned}$$

We leave it to the modeller to make sure that the preconditions of the children of a conditional activity are mutually exclusive.

Workflow Pattern 5: Simple Merge If one of the children of a conditional activity is done, the whole conditional activity is done:

$$\begin{aligned} & \text{ConditionalActivity}(a) \wedge \text{hasState}(a, \text{:active}) \wedge \text{hasChildActivity}(a, c) \\ & \wedge \text{hasState}(c, \text{:done}) \rightarrow \text{PUT}(a, \text{hasState}(a, \text{:done})) \end{aligned}$$

6 Evaluation

First, we formally show the correctness of our approach to *specifying* workflows by presenting the relationship of our operational semantics to the formal specification of the basic workflow patterns, which we support completely. Second, to show the applicability of our approach in a real-world setting, we report on how we used the approach to do *monitoring* of workflows for human-in-the-loop aircraft cockpit evaluation in Virtual Reality. Third, we empirically evaluate our approach to *executing* workflows in a Smart Building simulator.

6.1 Mapping to Petri Nets

Van der Aalst et al. use Petri Nets to precisely specify the semantics of the basic workflow patterns (WFP) [24]. We now show correctness by giving a mapping of our operational semantics to Petri Nets. Similar to *tokens* in a Petri Net that pass between *transitions*, our operational semantics passes the *active* state between *activities* using rules (linking to the WFP rules from Section 5.2.V):

- The rule to advance between activities within a `:SequentialActivity` may only set an activity active if its preceding activity has terminated. In the Petri Net for the Sequence, a transition may only fire if the preceding transition has put a token into the preceding place, see Figure 4a and the WFP 1 rules.
- Only after the activity before a `:ParallelActivity` has terminated, the rule to advance in a parallel activity sets all child activities active. In the Petri Net for the Parallel Split, all places following transition T get a token iff transition T has fired, see Figure 4b and the WFP 2 rules.
- Only if all activities in a `:ParallelActivity` have terminated, the rules pass on the active state. In the Petri Net for the Synchronisation, transition T may only fire if there is a place with a token in all incoming arcs (cf. Figure 4c and the WFP 3 rules).
- In the `ConditionalActivity`, one child activity is chosen by the rule according to mutually exclusive conditions. Similarly, exclusive conditions determine the continuation of the flow after transition T in the Petri Net for the Exclusive Choice, see Figure 4b and the WFP 4 rules.

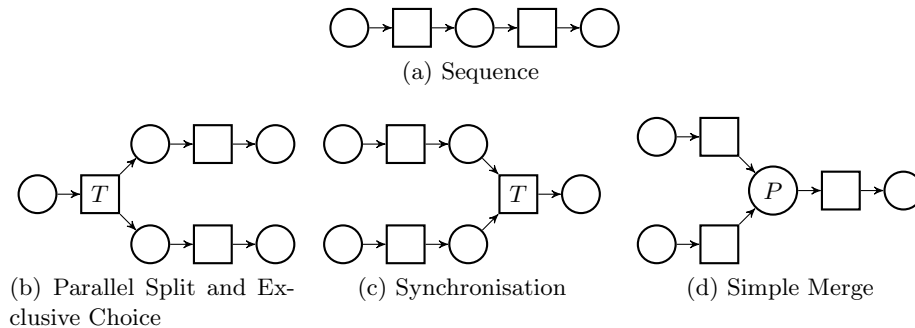


Fig. 4: Petri Nets for the Basic Workflow Patterns.

- If one child activity of a `:ConditionalActivity` switches from active to done, the control flow may proceed according to the rule. Likewise, the transition following place P in the Petri Net for the Simple Merge (Figure 4d) may fire iff there is a token in P , cf. the WFP 5 rules.

6.2 Applicability: The Case of Virtual Aircraft Cockpit Design

We successfully applied our approach together with industry in aircraft cockpit design [16], where workflow monitoring is used to evaluate cockpit designs regarding Standard Operating Procedures. The monitoring is traditionally done by Human Factors experts using stopwatches in physical cockpits. We built an integrated Cyber-Physical System of Virtual Reality, flight simulation, sensors, and workflows to digitise the monitoring. The challenge was to integrate the different system components on both the system interaction and the data level. We built Linked Data interfaces to the components to cover the interaction integration, and used semantic reasoning to integrate the data. Our approach allows monitoring workflows in this setting of Linked Data and semantic reasoning at runtime of the integrated system. The integrated system also contains a UI to model workflows, which Human Factors experts evaluated as highly efficient.

6.3 Empirical Evaluation using a Synthetic Benchmark

The scenario for our benchmark is from the IoT domain, where buildings are equipped with sensors and actuators from different vendors, which may be not interoperable. This lack of interoperability has been identified by NIST as a major challenge for the building industry [7]. Balaji et al. aim to raise interoperability in Building Management Systems (BMS) using Semantic Technologies: Using the Brick ontology [1], people can model buildings and corresponding BMSs. Read-Write Linked Data interfaces to a building’s BMSs allow for executing building automation tasks. Such tasks can include: (1) Control schemes based on time, sensor data and web data, (2) Automated supervision of cleaning personnel, (3) Presence simulation, (4) Evacuation support. Those tasks go beyond simple rule-based automation tasks as typically found in home automation (e.g. Eclipse SmartHome²³) and on the web (e.g. IFTTT²⁴), as the tasks require a notion of task instance state. We therefore model the tasks as workflow and run them as workflow instances, which access the building management systems in an integrated fashion using Read-Write Linked Data interfaces.

The environment for our benchmark is a Linked Data representation of building 3 of IBM Research Dublin: Based on a static description of building 3²⁵ using the Brick ontology [1], which covers the building’s parts (e.g. rooms) and the parts of the building’s systems (e.g. lights and switches), we built a Linked

²³ <https://www.eclipse.org/smarthome/>

²⁴ <https://ifttt.com/>

²⁵ https://github.com/BuildSysUniformMetadata/GroundTruth/blob/2e48662/building_instances/IBM_B3.ttl

Table 1: Average runtime [s] for workflows W_n in different numbers of buildings.

	W1	W2	W3	W4	W5
1 Building	2	2	6	12	18
10 Buildings	8	9	26	61	75
20 Buildings	12	13	38	80	109
50 Buildings	19	21	61	156	218

Data representation as follows. We subdivided the description into one-hop RDF graphs around each URI from the building and provide each graph for dereferencing at the corresponding URI. No data is lost in the subdivision, as there are no blank nodes in the description. To add state information to the systems, we add writeable SSN²⁶ properties to the Linked Data interface. To evaluate at different scales, we can run multiple copies of the building.

The workload for our benchmark is the control flow of the five representative workflow models proposed by Ferme et al. [6] for evaluating workflow engines, determined by clustering workflows from literature, the web, and industry. We interpreted the five workflow models using the four automation tasks presented above: Task 1 corresponds to the first two workflow models; the subsequent tasks to the subsequent workflow models. We distinguish two types of activities in the tasks: activities that are mere checks, i. e. have only a postcondition (e. g. an hour of the day to build time-based control), and tasks that enact change (e. g. turn on a light), where we attach an HTTP request. We assigned the types to the workflows' activities and made sure, for repeatability, that the postconditions are always fulfilled and that the requests do not interfere with the workflow.

The set-up for our evaluation using the benchmark contains a server with a 32-core Intel Xeon E5-2670 CPU and 256 GB of RAM running Debian Jessie. We use the server to run the buildings and the workflow management. For the workflow management, we deploy the operational semantics and required OWL LD reasoning on Linked Data-Fu 0.9.12²⁷. We add rules for inverse properties as presented in the examples of the Brick ontology. The buildings and the workflow state are maintained in individual Eclipse Jetty servers running LDBBC 0.0.6²⁸ LDP implementations. We add workflow instances each 0.2s after a warm-up time of 20s. The workflow models and more information can be found online²⁹.

The results of our evaluation can be found in Table 1. Varying the number of activities (W1-W5), and varying the number of devices (proportional to buildings), we observe linear behaviour. The linear behaviour stems from the number of requests to be made, which depends on the number of activities and workflow instances. With no data and reasoning results reusable between buildings, there is no benefit in running the workflows for all buildings on one engine. Instead, we could run one engine per building, thus echoing the decentralisation of data.

²⁶ <https://www.w3.org/TR/vocab-ssn/>

²⁷ <http://linked-data-fu.github.io/>

²⁸ <http://github.com/kaefer3000/ldbbsc>

²⁹ <http://people.aifb.kit.edu/co1683/2018/iswc-wild/>

7 Conclusion

We presented an approach to specify, monitor, and execute applications that build on distributed data and functionality provided as Read-Write Linked Data. We use workflows to specify applications, and thus defined a workflow ontology and corresponding operational semantics to monitor and execute workflows. We aligned our approach to the basic workflow patterns, reported on an application in Virtual Reality, and evaluated using a benchmark in an IoT scenario.

The assumptions of the environment of Read-Write Linked Data (i. e. RDF and REST) present peculiar challenges for a workflow system: We work under the open-world assumption and without notifications. Our approach addresses the challenges without adding assumptions to the architecture of the environment, but by modelling a closed world where necessary and by using polling.

We believe that our approach, which brings workflows in a language that is closely related to the popular BPMN notation to Read-Write Linked Data, enables non-experts to engage in the development of applications for Read-Write Linked Data that can be verified, validated, and executed.

Acknowledgements

We acknowledge helpful feedback by Rik Eshuis and Philip Hake on an earlier draft of the paper. This work is partially supported by the EU's FP7 under GA 605550, i-VISION, and by the German BMBF under FKZ 01IS12051, AFAP.

References

1. Balaji, B et al.: Brick: Towards a Unified Metadata Schema For Buildings. In: Proceedings of the 3rd International Conference on Systems for Energy-Efficient Built Environments (BuildSys) (2016)
2. Capadisli, S, Guy, A, Lange, C, Auer, S, Samba, AV, and Berners-Lee, T: Linked Data Notifications: A Resource-Centric Communication Protocol. In: Proceedings of the 14th European Semantic Web Conference (ESWC) (2017)
3. Casati, F, Ceri, S, Pernici, B, and Pozzi, G: Deriving Active Rules for Workflow Enactment. In: Proceedings of the 7th International Conference on Database and Expert Systems Applications (DEXA) (1996)
4. Ciortea, A, Boissier, O, Zimmermann, A, and Florea, AM: Give Agents Some REST. In: Proceedings of the 16th Conference on Autonomous Agents and Multi-Agent Systems (AAMAS) (2017)
5. Elmroth, E, Hernández-Rodríguez, F, and Tordsson, J: Three fundamental dimensions of scientific workflow interoperability: Model of computation, language, and execution environment. *Future Generation Computer Systems* 26(2) (2010)
6. Ferme, V, Skouradaki, M, Ivanchikj, A, Pautasso, C, and Leymann, F: Performance Comparison Between BPMN 2.0 Workflow Management Systems Versions. In: Proceedings of the 18th International Conference on Business Process Modeling, Development, and Support (BPMDS) (2017)

7. Gallaher, MP, O'Connor, AC, Dettbarn Jr., JL, and Gilday, LT: Cost analysis of inadequate interoperability in the US capital facilities industry. NIST GCR 04-867, (2004)
8. Gil, Y, Ratnakar, V, Deelman, E, Mehta, G, and Kim, J: Wings for Pegasus. In: Proceedings of the 19th Conference on Innovative Applications of Artificial Intelligence (IAAI) (2007)
9. Gurevich, Y: "Evolving Algebras 1993: Lipari Guide". In: Specification and Validation Methods. Oxford University Press, 1995.
10. Haller, A, Cimpian, E, Mocan, A, Oren, E, and Bussler, C: WSMX - A Semantic Service-Oriented Architecture. In: Proceedings of the 3rd International Conference on Web Services (ICWS) (2005)
11. Harth, A, Hose, K, and Schenkel, R: Linked Data Management. CRC (2014)
12. Harth, A and Speiser, S: On Completeness Classes for Query Evaluation on Linked Data. In: Proceedings of the 26th AAAI Conference on Artificial Intelligence (2012)
13. Hull, R et al.: Introducing the Guard-Stage-Milestone Approach for Specifying Business Entity Lifecycles. In: Proceedings of the 7th International Workshop on Web Services and Formal Methods (WS-FM) (2011)
14. Jablonski, S and Bussler, C: Workflow Management. International Thomson (1996)
15. Käfer, T and Harth, A: Rule-based Programming of User Agents for Linked Data. In: Proceedings of the 11th International Workshop on Linked Data on the Web (LDOW) at the 27th Web Conference (WWW) (2018)
16. Käfer, T, Harth, A, and Mamessier, S: Towards declarative programming and querying in a distributed Cyber-Physical System: The i-VISION case. In: Proceedings of the 2nd CPSData workshop (2016)
17. Newman, S: Building microservices - designing fine-grained systems. O'Reilly (2015)
18. Pautasso, C: RESTful Web Service Composition with BPEL for REST. Data and Knowledge Engineering 68(9) (2009)
19. Pautasso, C and Wilde, E: Push-Enabling RESTful Business Processes. In: Proceedings of the 9th International Conference on Service-Oriented Computing (IC-SOC) (2011)
20. Pautasso, C, Zimmermann, O, and Leymann, F: RESTful Web Services vs. "Big" Web Services. In: Proceedings of the 17th International Conference on World Wide Web (WWW) (2008)
21. Polyvyanyy, A, García-Bañuelos, L, and Dumas, M: Structuring Acyclic Process Models. In: Proceedings of the 8th International Conference on Business Process Management (BPM) (2010)
22. Rospocher, M, Ghidini, C, and Serafini, L: An ontology for the Business Process Modelling Notation. In: Proceedings of the 8th International Conference on Formal Ontology in Information Systems (FOIS) (2014)
23. Stadtmüller, S, Speiser, S, Harth, A, and Studer, R: Data-Fu: A Language and an Interpreter for Interaction with Read/Write Linked Data. In: Proceedings of the 22nd International Conference on World Wide Web (WWW) (2013)
24. Van der Aalst, WMP, ter Hofstede, AHM, Kiepuszewski, B, and Barros, AP: Workflow Patterns. Distributed and Parallel Databases 14(1) (2003)
25. Van der Aalst, WMP, Weske, M, and Grünbauer, D: Case handling: a new paradigm for business process support. Data and Knowledge Engineering 53(2) (2005)
26. Vanhatalo, J, Völzer, H, and Koehler, J: The Refined Process Structure Tree. In: Proceedings of the 6th International Conference on Business Process Management (BPM) (2008)

27. Verborgh, R, Steiner, T, van Deursen, D, Coppens, S, Vallés, JG, and van de Walle, R: Functional descriptions as the bridge between hypermedia APIs and the Semantic Web. In: Proceedings of the 3rd International Workshop on RESTful Design (WS-REST) (2012)
28. Zaveri, A et al.: smartAPI: Towards a More Intelligent Network of Web APIs. In: Proceedings of the 14th European Semantic Web Conference (ESWC) (2017)
29. Zur Muehlen, M, Nickerson, JV, and Swenson, KD: Developing Web Services Choreography Standards. *Decision Support Systems* 40(1) (2005)