

Asynch-SGBDT: Asynchronous Parallel Stochastic Gradient Boosting Decision Tree based on Parameters Server

Cheng Daning^{1,3}, Xia Fen², Li Shigang¹, Zhang Yunquan¹

¹*SKL of Computer Architecture, Institute of Computing Technology, CAS*

²*Beijing wisdom uranium Technology Co., Ltd*

³*University of Chinese Academy of Sciences*

Submission Type: Research *

Abstract

Gradient Boosting Decision Tree, i.e. GBDT, becomes one of the most important machine learning algorithms. However, the training process of GBDT needs a lot of computational resources and time even using fork-join parallel method and sampling technology. In order to accelerate the training process of GBDT, asynch-SGBDT is proposed in this paper. Via changing the view of sampling, we adapt the numerical optimization process of traditional GBDT training process into stochastic optimization process and use asynchronous parallel stochastic gradient descent to accelerate the GBDT training process. Asynch-SGBDT provides good compatibility with Parameters Server. Meanwhile, the theoretical analysis of asynch-SGBDT is provided by us in this paper. Experimental results show that GBDT training process could be accelerated by asynch-SGBDT. Our asynchronous parallel strategy achieves an almost linear speedup, especially for high-dimensional sparse datasets.

1 Introduction

The size of datasets that we are using currently grows exponentially. Furthermore, more features are produced in real situations. Therefore, in the machine learning training process, training model will cost more computational resources and longer training time [21]. Additionally, a more accurate result is another important target for machine learning. To acquire a more accurate result, it is necessary to use a complex non-linear model like Gradient Boosting Decision Tree (GBDT). However, training this

kind of model will exacerbate the demand of resources and time.

GBDT has been proved to be a satisfactory algorithm in both classification and regression task [11]. However, as a complex non-linear model, training GBDT will cost a lot of time. Many researches have been done to accelerate GBDT training process. From the view of the algorithm, their acceleration methods are novel sampling strategies and novel pruning strategies [16][3]. From the view of engineering, parallelization technology on building tree sub-step is the main method to accelerate GBDT training process [7] [17].

Sampling is a key technology to accelerate boosting process. A lot of researches offer different sampling strategies to reduce the burden of building tree and to improve the accuracy of GBDT's output[17][13][16].

The view of sampling operation in our method is different and innovative. In our view, sampling operation is the method that introduces random variable into the original objective function. Via introducing sampling, we adapt the numerical optimization problem of traditional GBDT training process into stochastic optimization problem. Then we can use stochastic optimization algorithms to reach the minimum mathematical expectation of new random objective function, whose value is equal to the minimum of the original objective function. We will illustrate this process in section 3.1.

Asynchronous parallel stochastic gradient descent can reach a linear speedup because of Parameters Server framework. Parameters Server[19], based on asynchronous stochastic gradient descent[18] and Hogwild! algorithm [22], is a commonly used asynchronous parallel framework and has been proved to be a satisfactory algorithm in industry[9][25]. Thus, Asynchronous parallel is the base of big data and AI training technology.

Although J Jiang et al.[15] tried to adapt GBDT on Parameters Server, the implementation is still a synchronous implementation, i.e. fork-join mode. The parallel part

*Main part of this work is done by Cheng Daning's part-time job in Beijing Wisdom Uranium Technology Co., Ltd in Beijing.

of above work exists in the building tree sub-step. The process between iteration steps is a serial process. Fork-join methods cannot make full use of the performance of Parameters Servers, since the cost of communication and synchronization overhead in different workers are unavoidable.

In this paper, we propose an asynchronous parallel stochastic gradient boosting decision tree (abbr. asynch-SGBDT). Asynch-SGBDT breaks the fork-join mode. This algorithm will be fully discussed in section 3.2. It can be summarized as algorithm 3. The work model of asynch-SGBDT is illustrated in Figure 3. To confirm the effectiveness of asynch-SGBDT, we give theoretical certification. In section 3.3 we will show the difference between current GBDT parallel technology and asynch-SGBDT. Asynch-SGBDT provides good compatibility with Parameters Server. We conduct asynch-SGBDT on 2 real world datasets in section 4: HIGGS dataset and real-sim dataset. The purpose of these experiments is to demonstrate the effectiveness of asynch-SGBDT on low dimensional dense samples dataset and high dimensional sparsity samples dataset. Our method achieves an almost linear speed-up on real-sim dataset and 1.46x-2.15x speed-up on HIGGS dataset.

Our main contributions can be summarized as follows:

- (1) Based on innovative view of sampling, we propose an asynchronous parallel stochastic gradient boosting decision tree, i.e. asynch-SGBDT and training process of asynch-SGBDT is an asynchronous parallel method.
- (2) We provide asynch-SGBDT theoretical certification. Based on theoretical certification, we analyze the relationship between convergence speed, number of worker and the algorithm sensitivity.
- (3) Our approach can achieve ideal efficiency and accuracy on the dataset whose samples are high dimensional and sparse.
- (4) To the best of our knowledge, this is the first work that discusses the asynchronously parallel training for GDBT.

2 Background and Related Work

We will give a basic introduction about GBDT and SGD algorithm. Each analysis in this section consists of three parts: problem setting, serial algorithm, parallel algorithm. We also show the different views between traditional sampling methods and asynch-SGBDT.

2.1 Boosting and its Theory

Some descriptions in this section are cited from the researches by Peng Sun et al.[24].

2.1.1 Problem Setting

In this section we would set up the problem posed in Friedman et al.'s work [11]. Given a set of training data $\{(x_i, y_i)\}_{i=1}^N$ where the feature $x_i \in \mathcal{X}$, the label $y_i = \{1, 0\}$, and m_j stands for the frequency of (x_j, y_j) in dataset. (x_j, y_j) are different from each other in above expression.

The goal for boosting is find an additive classifier predictor function, i.e. GBDT forest, $F = F(x) \in R$ by minimizing the total loss over the training dataset

$$L(F) := \sum_{i=1}^N m_i \ell(y_i, F(x_i)). \quad (1)$$

And F_i is the shorthand for $F(x_i)$ and ℓ'_i is the shorthand for $\partial_{F_i} \ell(y_i, F_i)$ in following part of article.

Theoretically, $\ell(\cdot, \cdot)$ can be arbitrary convex surrogate functions. In Friedman et al.'s work and the requirement in machine learning, $\ell(\cdot, \cdot)$ adopts the logistic loss:

$$\ell(y_i, F_i) = y_i \log\left(\frac{1}{p}\right) + (1 - y_i) \log\left(\frac{1}{1 - p}\right)$$

where the probability estimate $p \in [0, 1]$ is a sigmoid-like function on F :

$$p = \frac{e^{F_i}}{e^{F_i} + e^{-F_i}}$$

This additive function $F(x)$, i.e. GBDT forest, can produce the vector $\mathbf{F} = [F_1, F_2, \dots, F_N]$, to minimize $L(\mathbf{F})$. This process can be treated as an optimization on R^N parameter space.

We define \mathbf{F}^* and \mathbf{L}^* as follow.

$$\mathbf{F}^* = \operatorname{argmin} L(\mathbf{F}), \mathbf{L}^* = \min L(\mathbf{F})$$

2.1.2 Serial GBDT Training Algorithm

The whole process of traditional GBDT training iteration step can be divided into two sub-steps: 1. Producing a target of building tree. For example, the target can be the gradient vector of dataset on certain loss[24], i.e. $\mathbf{G} = [m_1 \ell'_1, m_2 \ell'_2, \dots, m_N \ell'_N]$. 2. Building the tree whose output is close to \mathbf{G} (the prediction for x_i is close to ℓ'_i in this tree). How to build a tree is not the topic in this paper.

2.1.3 Parallel GBDT Training Algorithm

Although GBDT is a well studied machine learning model, the method to parallelize GBDT training process is still fork-join style. Parallel code only stay in building tree sub-step process in current GBDT framework and algorithm like xgboost[7], lightGBM[17].

2.2 SGD and its Parallel Engineering Methods

2.2.1 Problem Setting

The purpose of stochastic gradient descent, i.e. SGD, is to solve the stochastic convex optimization problems of the form

$$\begin{aligned} & \text{minimize}_{w \in X} f(w) \\ & f(w) := E[Function(w; \Theta)] \end{aligned} \quad (2)$$

$$E[Function(w; \Theta)] = \int_{\Xi} Function(w; \theta) dP(\theta) \quad (3)$$

where random variable Θ has PDF $dP(\theta)$.

We use the frequency instead of $dP(\xi)$ which means

$$\begin{aligned} f(w) &:= E[Function(w; \Theta)] \\ &\approx \frac{1}{n} \sum_{i=1}^n Function(w, \theta_i) \end{aligned} \quad (4)$$

In traditional machine learning problem, like training a SVM model, a observed value θ_i of random variable Θ is a sample in dataset.

2.2.2 Serial Stochastic Gradient Descent

To solve above problem, stochastic gradient descent, as algorithm 1, is the most widely used methods for its small memory requirement and fast convergence speed[10].

Input: dataset $\{\theta_1, \theta_2 \dots \theta_n\}$, Learning Rate v
Output: w_n
for $t = 1, 2 \dots n$ **do**
 $w_{t+1} = w_t - v \partial_w Function(w_t, \theta_t);$
end

Algorithm 1: Stochastic Gradient Descent

2.2.3 Hogwild! and Parameters Server framework

Stochastic gradient descent is a well parallelized algorithm[22][23]. Delayed SGD, i.e. asynchronous parallel stochastic gradient descent algorithm, is the most important SGD algorithm. In delayed SGD algorithm, current model w_t adds the gradient of the older model at $k(t)$ ($k(t) < t$) iterations[18][22]. The algorithm of delayed SGD is described as algorithm 2. Figure 1 shows the work model of delayed SGD on Parameters Server framework.

From the point of view of engineering implementation, the implementation of delayed SGD is Parameters

Input: dataset $\{\theta_1, \theta_2 \dots \theta_n\}$, Learning Rate v
Output: w_n
for $t = 1, 2 \dots n$ **do**
 $w_{t+1} = w_t - v \partial_w Function(w_{k(t)}, \theta_{k(t)});$
end

Algorithm 2: Asynchronous parallel stochastic gradient descent. Delayed SGD

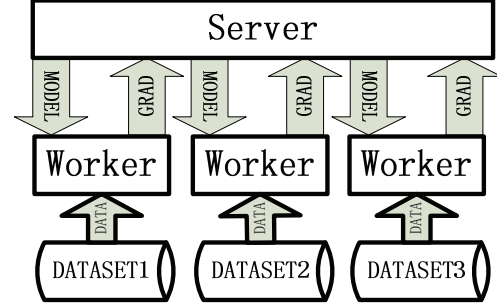


Figure 1: SGD on Parameters Server

Server. Delayed SGD gains high performance via the overlapping of the communication time and computation time. Popular Parameters Server frame includes ps-lite in MXNET[8], TensorFlow[1], Bosen and Strads in petuum[25] and so on.

2.3 Sampling in Current GBDT

Sampling is an important technology to accelerate boosting process. A lot of researches offer different sampling strategies to reduce the burden of building tree and to improve the accuracy of GBDT's output[17][13][16]. What is more, Stochastic Gradient Boosting Tree is a well studied machine learning model [12] [26]. However, above researches mainly focus on how to build a tree using small sampling sub-dataset and the output of those trees are almost equal to the trees using full-dataset.

3 Methodology

3.1 Training Stochastic GBDT and Stochastic Optimization Problem

The sampling operation in stochastic GBDT is that:

1. Sampling the data: Each sample in dataset has a Bernoulli distribution. In each iteration step, we pick this sample based on its Bernoulli distribution.

2. Building the tree based on the sampling sub-dataset's gradient on certain loss.

If we change the view that sampling sub-dataset is the representative of full-dataset into the view that sampling

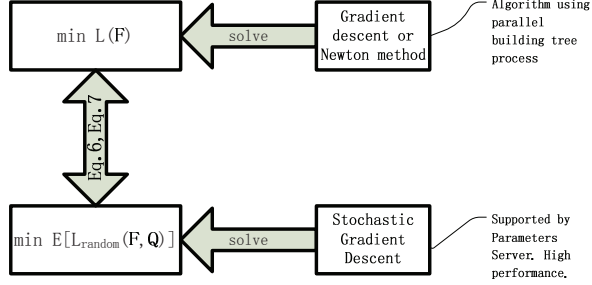


Figure 2: Using SGD to train Stochastic GBDT: The minimums of L and $E[L_{random}]$ are the same. Solving minimum of $E[L_{random}]$ is a high performance process.

process introduces random variable into original objective function, above process can be express as follow.

$$\begin{aligned}
 & \text{minimize}_{\mathbf{F} \in \mathbb{R}^N} f(\mathbf{F}) \\
 & f(\mathbf{F}) := E[L_{random}(\mathbf{F}; \mathbf{Q})] \\
 & L_{random}(\mathbf{F}; \mathbf{Q}) := \sum_{i=1}^N \left(\sum_{j=1}^{m_j} \frac{Q_{i,j}}{R_{i,j}} \right) \ell(y_i, F_i) \quad (5)
 \end{aligned}$$

where

$\mathbf{Q} = (Q_{1,1}, \dots, Q_{1,m_1}, Q_{2,1}, \dots, Q_{2,m_2}, Q_{N,1}, \dots, Q_{N,m_N})$ and $Q_{i,j}$ is a random variable which satisfy Bernoulli distribution: $P(Q_{i,j} = 1) = R_{i,j}$, $P(Q_{i,j} = 0) = 1 - R_{i,j}$.

In every sampling process, we would produce an observed value vector corresponding to \mathbf{Q} . Basing on the observed value vector, we make the sampling sub-dataset.

Combining the convex character of L and L_{random} , we can notice following expressions are always true.

$$\min E[L_{random}] = \min L \quad (6)$$

$$\operatorname{argmin} E[L_{random}] = \operatorname{argmin} L \quad (7)$$

Now, our optimization objective function is changed from $L(\mathbf{F})$ to $L_{random}(\mathbf{F}; \mathbf{Q})$

3.2 Asynch-SGBDT

3.2.1 Using SGD to solve Stochastic GBDT

As we can see from Eq. 6, \mathbf{Q} is a random variable vector, and \mathbf{F} is variable. The definition of L_{random} in Eq. 5 is the same as the expression of $Function(w; \Theta)$ in Eq.2. Above facts suggest that we can use stochastic optimization, like SGD algorithm, to find the minimum of the L_{random} . Whole process can be described by Figure 2.

In traditional machine learning problem, like training a SVM model, a observed value of random variable is a sample in dataset. In asynch-SGBDT, a observed value of random variable is a sampling results of sampling sub-dataset.

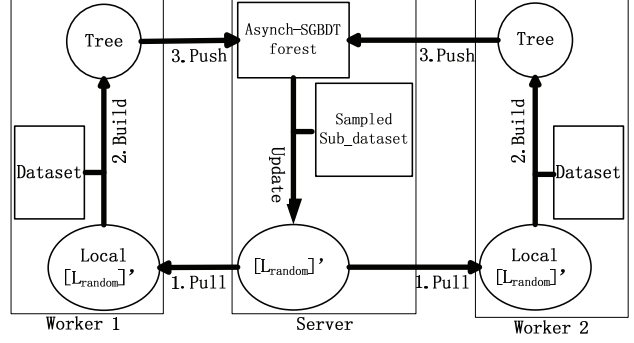


Figure 3: Asynch-SGBDT on Parameters Server: worker 1 and worker 2 asynchronous parallel and independently work. Server will update L'_{random} at once when receive a tree from any worker.

3.2.2 Asynch-SGBDT

Compared with numerical optimization algorithm, stochastic optimization is apt to be high performance parallelized. Hogwild! is one of the most effective algorithm in those parallel algorithms. Based on Hogwild!, we propose a novel GBDT training algorithm, i.e. asynch-SGBDT. Asynch-SGBDT is described as algorithm 3. The work model of asynch-SGBDT is illustrated by Figure 3. The sequence diagrams of asynch-SGBDT is shown in the last sub-figure in Figure 6 and Figure 4.

In algorithm 3, L'_{random} is the shorthand of stochastic gradient of $L_{random}(\mathbf{F}; \mathbf{Q})$ and it can be calculated as follow

$$L'_{random} := [m'_1 \ell'_1, m'_2 \ell'_2, \dots, m'_N \ell'_N] \quad (8)$$

where $m'_i = \sum_{j=1}^{m_i} \frac{Q_{i,j}}{R_{i,j}}$. (Still building the tree whose prediction for x_i is close to ℓ'_i .)

In this algorithm, each worker pulls current stochastic gradient from server and builds tree independently. Basing on current stochastic gradient, workers build the corresponding tree and push this tree to server. Different workers work asynchronously. Using this method, the computational time between different workers can be overlapped.

Asynchronous parallel Asynchronous parallel means different workers are blind to each other. These workers work independently. Pull, Build, Push operation in a worker must be ordered and serial, but for different workers, these operations in different workers can be total out of order and parallel. During the time for a worker building i th tree, the $F^t(x)$ and L^t_{random} in server would be update several times by other workers. Figure 4 shows two asynchronous parallel case. If the number of workers is large enough, building tree sub-step would be hidden. Additionally, compared with original datasets, the size of

Input: $\{x_i, y_i\}^N$: The training set; v : The step length;

Output: the Additive Tree Model $F = F(x)$, i.e. asynch-SGBDT forest.

For Server:
 Produce the tree whose output is $\frac{1}{\sum_{i=0}^N m_i} \sum_{i=0}^N m_i y_i$.
 Calculate L_{random}^0 and Maintain L_{random}^0 .
for $j = 1 \dots \text{forever}$ **do**
 1. Recv a $Tree_{k(j)}$ from any worker, this tree is built based on $L_{random}^{k(j)}$.
 2. Add $Tree_{k(j)}$ times v to whole asynch-SGBDT forest.
 ($F^j(x) = F^{j-1}(x) + vTree_{k(j)}$)
 3. Generate an observed value vector of \mathbf{Q} and produce sampling sub-dataset.
 4. Calculate current GBDT forest's L_{random}^j based on sampling sub-dataset.
 5. Remove L_{random}^{j-1} and Maintain L_{random}^j (L_{random}^j can be pulled by workers.).
end

For Worker:
for $t = 1$ to forever **do**
 1. Pull the L_{random}^t from Server (L_{random}^t is current L_{random}^t the Server holds.).
 2. Build $Tree_t$ based on L_{random}^t .
 3. Send $Tree_t$ to Server.
end

Algorithm 3: Asynch-SGBDT

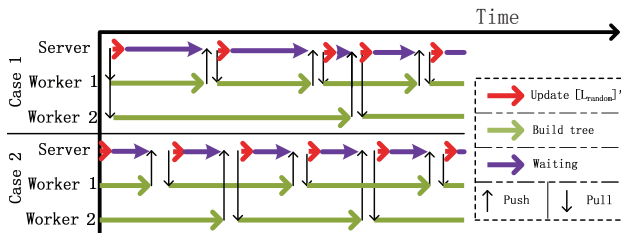


Figure 4: Two case of asynchronous parallel

sampling sub-dataset is relatively small, which would reduce the burden of building tree sub-step.

It is worth mentioning that to avoid deep discussion on building tree sub-step and engineering implementation, workers contain all dataset in our algorithm description and Figure 3.

3.2.3 Upper Bound of Asynch-SGBDT

To make analysis clearly without loss of generality, we must take following assumption.

Assumption 1. The output of GBDT tree is close to the L_{random}' . Or each leaf in GBDT tree holds one sample.

Assumption 1 is a relatively strong assumption, because each leaf in GBDT can hold about 10,000 samples in a real application. However, this assumption is reasonable because most of GBDT building tree sub-step is trying its best to fit the gradient in gradient descent methods or the vector that gradient times Hessian matrix's inverse matrix in Newton descent methods[7]. The work from Peng Sun et al.[24] also shows that if the GBDT tree is against Assumption 1, the influence can be bounded.

Extra symbols and definitions Before presenting our proposition, we introduce extra math notes as follows:

- Lip is the Lipschitz constant for $L(\cdot)$
- $L(\cdot)$ is a strongly convex function with modulus c .
- For $\mathbf{F} \in \mathbb{R}^N$ and every observed value vector corresponding to \mathbf{Q} , the $\|L_{random}'\| < M$.
- We define \mathbf{Q}' random variable vector as

$$\mathbf{Q}' = [Q'_1, Q'_2, \dots, Q'_N]$$

where, random variable $Q'_i = (Q_{i,1} \vee Q_{i,2} \vee \dots \vee Q_{i,m_i})$.

- $\Omega = \max \sum_{i=1}^N Q'_i$, which means the max number of different samples in one sampling process. This value is almost equal to the number of different samples in dataset for there exists a probability that all samples are sampled.
- $\Delta = \max P(Q'_i = 1)$, which is the maximum probability that a kind of sample is sampled.
- ρ is the probability that there exist two sampling sub-datasets whose intersection is nonempty.

We apply the proposition in Hogwild! [22] to Algorithm 3.

Proposition 1. Suppose in Algorithm 3 that

- (1) $\tau \geq j - k(j)$,
- (2) v is defined to be

$$v = \frac{c\vartheta\epsilon}{2LipM^2\Omega(1 + 6\rho\tau + 4\rho\tau^2\Omega\Delta^{1/2})} \quad (9)$$

(3) Define $D_0 := \|\mathbf{F}_0 - \mathbf{F}^*\|^2$. \mathbf{F}_t is the \mathbf{F} vector produced by $F^t(x)$.

(4) For some $\epsilon > 0$ and $\vartheta \in (0, 1)$, t be an integer satisfying

$$t \geq \frac{2LipM^2\Omega(1 + 6\rho\tau + 6\rho\tau^2\Omega\Delta^{1/2}\log(LD_0/\epsilon))}{c^2\vartheta\epsilon} \quad (10)$$

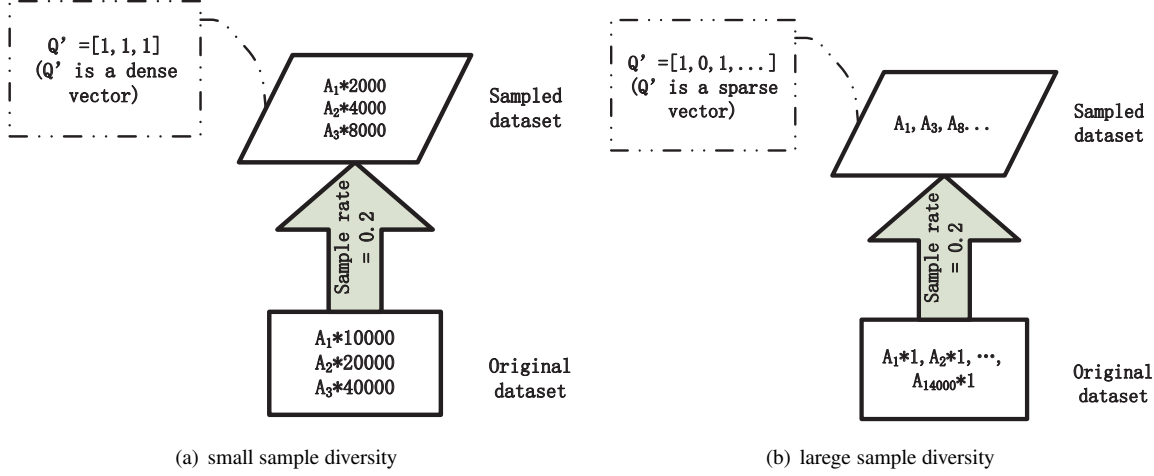


Figure 5: The influence of sample diversity on the sparsity of the observed value vector of \mathbf{Q}' : (a) Full dataset consists of 10000 A_1 , 20000 A_2 and 40000 A_3 . Although sample rate is small, \mathbf{Q}' for sampled dataset is hard to be a sparse vector. (b) Full dataset consists of different instances. \mathbf{Q}' for sampled dataset is easy to be a sparse vector

Then after t updates in server, we have

$$E[L(\mathbf{F}_t) - L^*] < \epsilon.$$

Convergence Speed Proposition 1 shows that stochastic GBDT can converge to the minimum of $L(\cdot)$. However, the influence of sampling rate is unclear in serial stochastic GBDT: When $\tau = 0$, there are no elements that would be changed with the changing of sampling rate. Ω maybe be influenced by different sampling rate in Proposition 1. but if the number of iteration is large, the impact would be small. Proposition 1 also shows that with the increase of the number of workers (the number of delays), we should choose smaller step length and asynch-SGBDT needs more iteration steps to reach satisfactory output.

Final Output It is worth mentioning that the upper bounds in some researches[18][14] show that the distance of final output in asynchronous parallel SGD and the minimum of $L(\cdot)$ would be expanded with the increase of the number of workers, i.e. the degree of delay. However, in real application, those distances can be tolerated for within a range, the classification error rate is insensitive to those distance[4], just like the experiment in the work from Niu et al.[22].

Scalability and Sensitivity Directly drawing the conclusion about scalability of asynch-SGBDT is hard via Proposition 1 because Proposition 1 describe the relationship between different variables and mathematical expectation of objective function. The real objective function value may different depending different loss function, dataset and sampling process.

However, the sensitivity of the mathematical convergence speed to the change of the number of workers can be another index to measure the scalability of algorithm.

As we can see, if the mathematical convergence speed is insensitive to the number of workers, i.e. the parallelism, the algorithm allows us to use more workers to accelerate the training process and gain a higher speedup. In experiments, we notice that the sensibilities of convergence speed to the change of the workers setting are different under different sampling rate settings and datasets. Our proposition shows that the sensitivity is linked to ρ and Δ . The sparsity of the observed value vector of \mathbf{Q}' is positive correlated to the value of ρ and Δ when the sampling rates between different samples are almost the same or uniform. Therefore, we can offer guides and draw conclusions via analyzing the observed value vector of \mathbf{Q}' 's sparsity.

As we can see, the size of \mathbf{Q}' is the diversity of the samples in the dataset, i.e. the number of species of samples. The number of non-zero elements in each sampling process is the diversity of the samples in sampling sub-dataset. If the diversity of dataset is high but the diversity of sampling sub-dataset is low, the observed value vector of \mathbf{Q}' is likely to be a sparse vectors in each sampling process, which means the value of ρ and Δ would be small. The algorithm would be insensitive to the number of worker. Reducing sampling rates would help reduce the diversity of sampling sub-dataset. Using high dimensional sparse dataset would contribute to increasing the diversity of dataset. For the GBDT tree, different samples would be treated as the same sample if the number of leaves is too small. In this case, small number of leaves in GBDT tree would decrease the diversity of dataset. For low diversity dataset, even using small sampling rate, the observed value vector of \mathbf{Q}' is still a dense vector, just like the illustration of Figure 5. Therefore, asynch-SGBDT

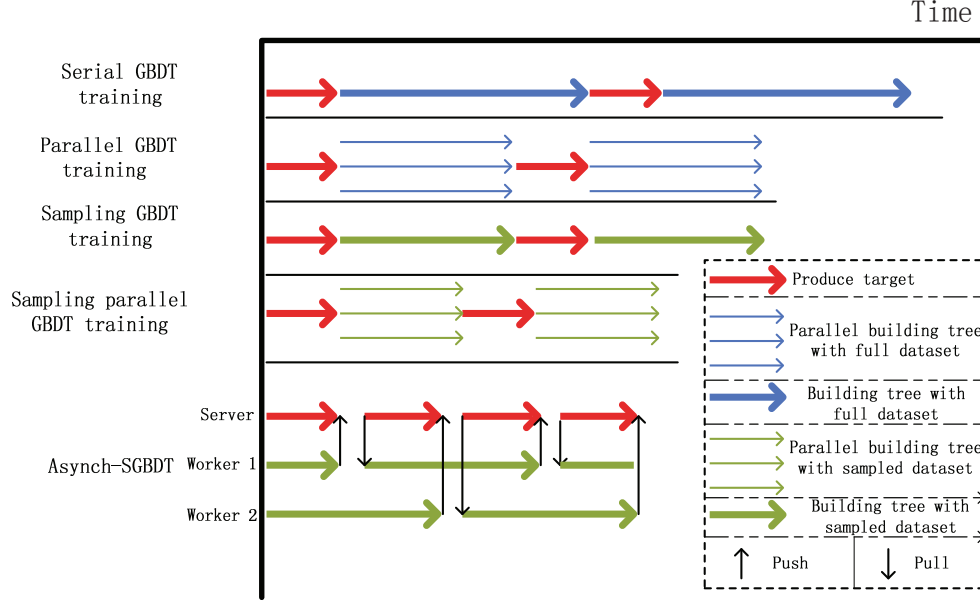


Figure 6: Different GBDT Training Methods Pattern: Acceleration methods, i.e. parallel technology and sampling technology in current GBDT frameworks only exist in building tree sub-step. Asynch-SGBDT uses different parallel method from current GBDT frame work.

is apt to accelerate high dimensional sparse dataset with relatively small sampling rate. High dimensional sparse dataset is the most frequently used dataset in big data era.

General Conclusion We summarize general conclusions as follows.

1. The influence of sampling rate on serial stochastic GBDT's convergence speed is not certain in our proposition. However, Proposition 1 still shows an upper bound no matter how much the sampling rate is.
2. Under asynchronous parallel situation and using a fixed sampling rate, the more workers we have, the smaller step length we should choose and the more steps the algorithm would run.
3. Under asynchronous parallel situation and using a fixed number of workers, the larger the sampling rate we set, the more sensitive the algorithm is.
4. Under asynchronous parallel situation and using a fixed number of workers, the small sampling rate we set, the larger step length we should choose and the less steps the algorithm would run.
5. Asynch-SGBDT is apt to accelerate the GBDT on high-dimensional sparse dataset
6. Asynch-SGBDT is apt to accelerate the GBDT whose trees have massive leaves.

3.3 Compatibility for Parameters Server

Figure 6 shows different training iteration steps of different GBDT algorithms and framework. Traditional GBDT

training algorithm is serial process. Just as our mentioned at section 2, the iteration step has 2 sub-step: Producing target sub-step and Building tree sub-step. Based on traditional training algorithm, current GBDT frameworks use parallel or sampling technology on building tree sub-step. Some frameworks only use parallel, distribution method like Xgboost[7], Tencent Boosting[15]. Some GBDT algorithm use sampling technology to reduce the burden of building tree sub-steps like stochastic gradient boosting[12]. Using sampling and parallel technology together is the most popular method to accelerate building tree sub-step like LightGBM[17], stochastic gradient boosted distributed decision tree[26].

However, the order of producing target sub-step, building tree sub-step, and whole iteration steps are rigorously serial process in above framework. Whole iteration can only be parallelized via fork-join parallel model. Fork-join style cannot make full use of the Parameters Server's performance. Parameters Server is the base of machine learning and AI industry.

Asynch-SGBDT breaks above serial limitation. The base of asynch-SGBDT is the same as the base of Parameters Server, i.e. asynchronous parallel stochastic gradient algorithm. Different building tree sub-steps, producing target sub-step and communication overhead can be overlapped in asynch-SGBDT. In the view of parallel mode, asynch-SGBDT is innovative in GBDT training process. Asynch-SGBDT provides good compatibility with Parameters Server.

3.4 The Key Points of Asynch-SGBDT.

3.4.1 The Iteration Step has to be Gradient Step

Newton step GBDT is the most commonly used methods in different GBDT frame[7][17]. The mathematical convergence speed of Newton methods is fast, and there exist stochastic Newton methods[6]. However, in parallel stochastic optimization algorithm area, Newton methods are not well asynchronously parallelized.

In our asynch-SGBDT, we choose gradient steps as our base. Math convergence speed of gradient methods is slower than that of Newton methods. However, asynchronous parallel stochastic gradient descent algorithm is a mature high-performance parallel algorithm in big data industry and research.

It may be hard for us to choose Newton methods or Gradient methods when dealing with the big data and machine learning training problem. Newton methods used to be the mainstream: QWL-QN[2] was the most commonly used method in advertisement recommendation. SGD is the most powerful algorithm in AI, big data area[9][20].

3.4.2 Sampling is the Key Step.

Parameters Server is the framework used to accelerate SGD algorithm. In this paper, asynch-SGBDT can work asynchronous parallel because asynch-SGBDT is an expansion of asynchronous parallel SGD algorithm on GBDT algorithm. The objective function for asynch-SGBDT is $E[L_{random}]$ instead of L . $E[L_{random}]$ introduces stochastic variable into $L(\cdot)$ via sampling. Without sampling step, the objective function is degenerated into $L(\cdot)$. The problem is degenerated into a numerical optimization problem, which cannot use asynchronous parallel methods to speed up the training process.

4 Experiment

In this section, we use asynch-SGBDT to deal with two classes classification problems.

4.1 Dataset

We choose two datasets: Real-sim dataset and HIGGS dataset which are selected from the LIBSVM repository as our experimental dataset. Real-sim dataset is a large dataset where sample vectors are high dimensional and sparse. HIGGS dataset is a large dataset where samples vectors are low dimensional and dense. They represent two kinds commonly used dataset we use in our big data industry. The details of dataset are presented as Table 1.

In our experiments, HIGGS dataset is typically unsuitable for asynch-SGBDT because HIGGS dataset is lack

of sample diversity and the number of leaves in experiment setting is small. However, HIGGS experiments can be excellent benchmark experiments to show how different variables in Proposition 1 influence the mathematical convergence and final output.

Table 1: The information of dataset

name	#feature	#samples	feature's range	sparsity
HIGGS	28	11000000	(-3,5)	100%
real-sim	20958	72309	(0,1)	0.19%

We use all samples in those datasets as our training datasets. Because the size of memory in our experiment environment is limited. We use 100000 samples in training dataset as test dataset in HIGGS experiments. We use 16000 samples in training dataset as test dataset in real-sim experiments.

4.2 Hardware

We conducted our experiments on a server with 2 Xeon(R) CPU E5-2660 v2 @ 2.20 GHz, and 60G memory which has 24 cores together.

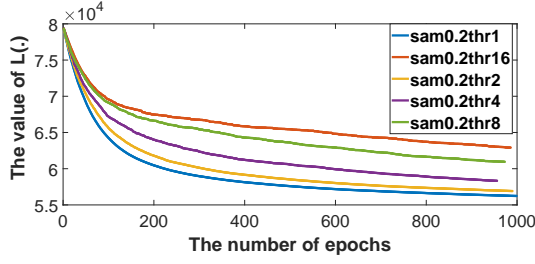
4.3 Experiment Setting

In real-sim experiments, we build 400 trees in total and each tree has 100 leaves at most. In HIGGS experiments, we build 1000 trees in total and each tree has 20 leaves at most. We randomly sample 80% features in experiments to build a tree at each building tree sub-steps. The step length, i.e. v , in experiments is fixed at 0.01. To make experiments clearly, we set all sampling rates, i.e. $R_{i,j}$, are the same. In our experiments, threads play the role of workers.

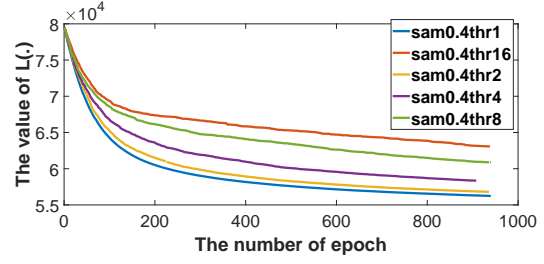
4.4 Result-Convergence Speed and Output

The HIGGS's experimental results are shown in Figure 7 and 9. As we can see from Figure 7, under the fixed sampling rate settings, the more workers we use, the slower the convergence speed is. Table 2 shows that the speedup rises as the increase of the number of workers (in HIGGS experiments, we set the goal value is 63000, which is the objective function value in the end phase of 16 workers experiment). Figure 7 also shows that above results are common rules across different sampling rate. Figure 9 shows that sampling rates between 0.2 and 0.8 have a slight effect on convergence speed in this dataset.

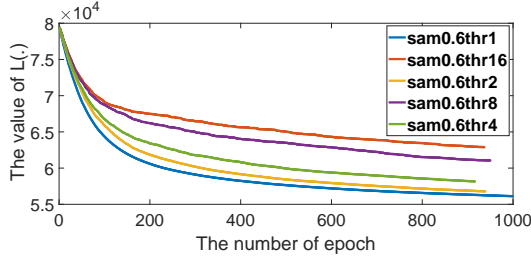
The real-sim's experimental results are shown in Figure 8 and 10. As we can see from Figure 8, under the fixed sampling settings, the more workers we use, the slightly slower the convergence speed is. Table 2 shows that the speedup rises linearly as the increase of the number of



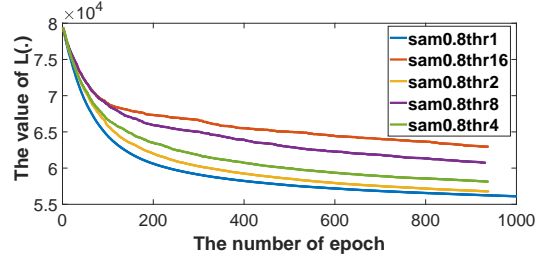
(a) sampling rate 0.2



(b) sampling rate 0.4

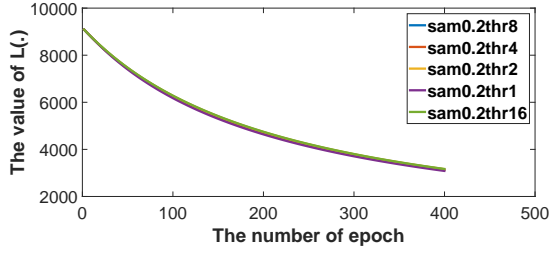


(c) sampling rate 0.6

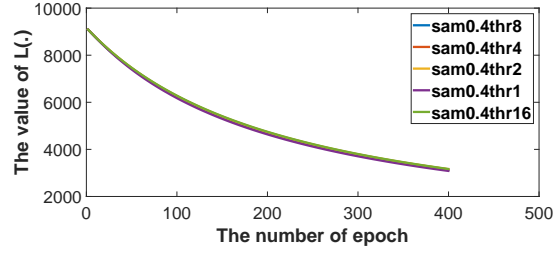


(d) sampling rate 0.8

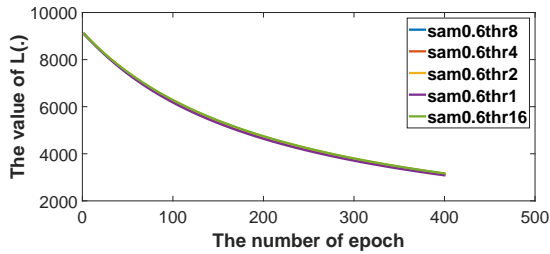
Figure 7: Asynch-SGBDT with different number of workers in the same sampling rate using HIGGS dataset



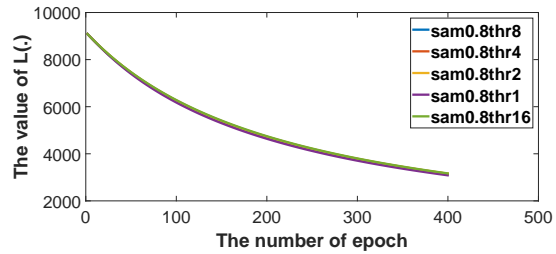
(a) sampling rate 0.2



(b) sampling rate 0.4



(c) sampling rate 0.6



(d) sampling rate 0.8

Figure 8: Asynch-SGBDT with different number of workers in the same sampling rate using real-sim dataset

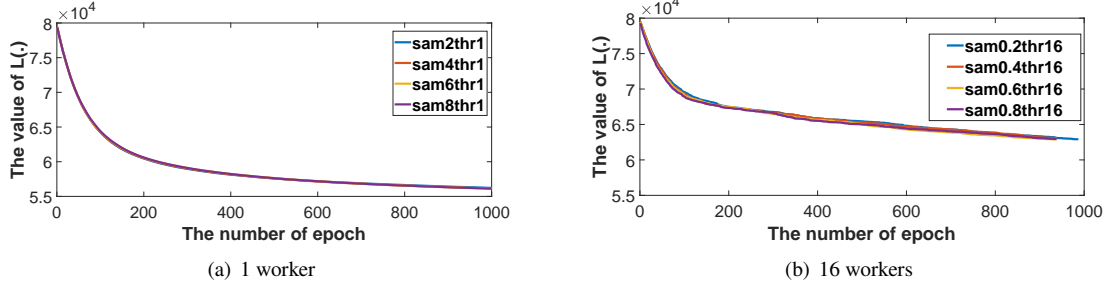


Figure 9: Asynch-SGBDT with different sampling rate in the same number of workers using HIGGS dataset

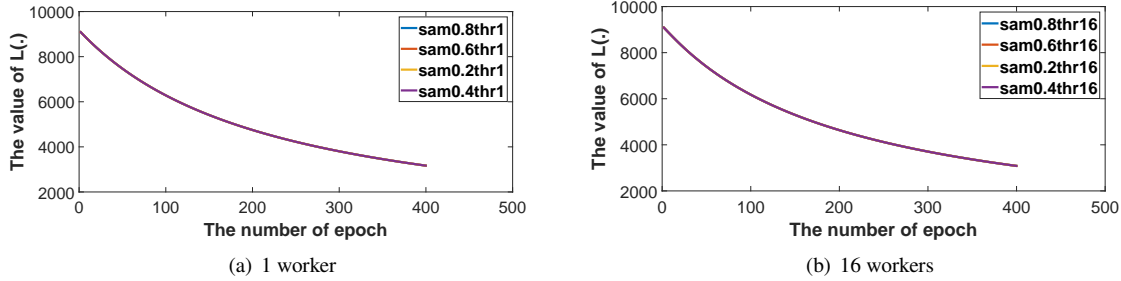


Figure 10: Asynch-SGBDT with different sampling rate in the same number of workers using real-sim dataset

workers. Figure 8 also shows that above results are common rules across different sampling rate. Figure 10 shows that sampling rates between 0.2 and 0.8 have almost no effect on convergence speed in this dataset. These experimental results are described by our conclusion 2 in section 3.2 that the more workers we use, the slower the convergence is.

it in the next section.

The distance between final output in multi-worker asynchronous parallel SGD and the minimum of $L(\cdot)$, i.e. 1 worker output, is expanded with the increase of the number of workers, i.e. the degree of delay. This experimental result is illustrated by the upper bounds in works[18][14]. The impact of this distance is illustrated by the work from Shai. et al.[4].

Table 2: Speedup for different dataset and workers

	2workers	4workers	8workers	16workers
HIGGS	1.46	1.55	1.57	2.15
real-sim	2	4	8	16

Because of our experiments' fixed step length setting, our experimental results are difficult to match the conclusion 4 in section 3.2 directly. However, Figure 8 and Figure 10 show that the convergence speeds are almost the same when the sampling rates are within a range and step length are the same in different experiments settings. As we all know, a larger step length setting corresponds to a faster convergence speed. Thus, if we set a larger step length for small sampling experiments, the convergence speed in small sampling rate would be faster than that in current experiment setting. Above experimental results and analysis match the conclusion 4 in section 3.2 indirectly.

It is worth mentioning that to prove conclusion 4 in section 3.2, Figure 7 and Figure 9 are unpersuasive because the dataset is lack of sample diversity. We would discuss

4.5 Result-Sensitivity

HIGGS experiments and real-sim experiments present that asynch-SGBDT exhibits different sensitivity to asynchronous parallel on different settings and datasets.

In HIGGS experiments, the dimension of sample vector and the range of a feature value are relatively small, which leads to the diversity in HIGGS dataset is relatively small. In math view, it means that the observed value vector of \mathbf{Q}' is almost equal to $[1, 1, \dots, 1]$ at every sampling process. Δ and ρ would be large to this situation.

Additionally, the number of leaves at each tree is small, which is also caused by the low dimension of samples. In this case, similar samples are treated as the same sample, which would reduce the diversity of samples in dataset. Low diversity in dataset increases the sensitivity of the algorithm. Therefore, asynch-SGBDT would be sensitive to the number of workers using HIGGS dataset in our experiments settings.

In real-sim experiment, the dimension of sample is

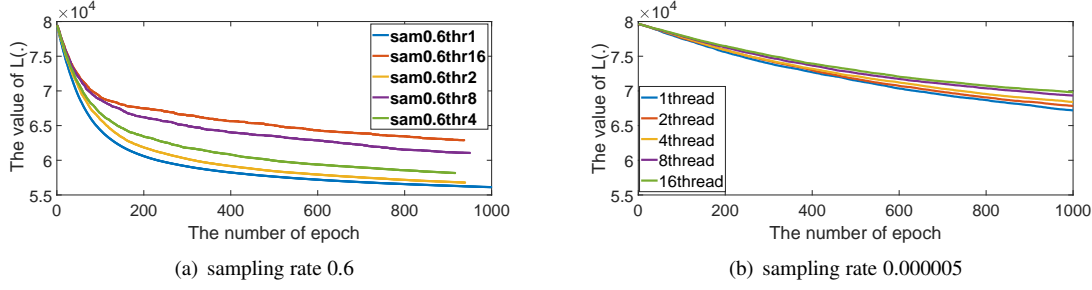


Figure 11: The Sensitivity between normal sampling rate and extremely small sampling rate

large, which would increase the diversity of samples in dataset. It would help to reduce the algorithm sensitivity to delay. Proposition 1 and experimental results show that asynch-SGBDT would be insensitive to the number of workers using real-sim dataset on our experiment setting.

The different sensibilities to the change of the number of workers between HIGGS dataset and real-sim dataset match the conclusion 5,6 in section 3.2.

Besides above experiments, we also conduct an experiment using extremely small sampling rate (sampling rate = 0.000005, which means we averagely use about 500 samples in each sampling sub-dataset). The baseline experiment uses normal sampling rate (sampling rate = 0.6). The result is shown in Figure 11. As we all know, small sampling rate, which produces small size sub-dataset, will reduce the sample diversity in sampling sub-dataset. For example, in Figure 5 (a) sub-Figure, if the size of sampled dataset is one, the observed value vector of Q' would be a sparsity vector. Small sample diversity in sampled dataset would help reduce Δ and ρ . This experiment shows that small sampling rate would help reduce the sensitivity with the help of reducing Δ and ρ . However, extremely small sampling rate would decrease the convergence speed because the sub-dataset is too small, which would cause GBDT trees are distorted.

Experimental results in Figure 11 match the conclusion 1,3 in section 3.2.

5 Conclusion

In this paper, we propose a novel algorithm asynch-SGBDT which can make full use of Parameters Server. To confirm the effectiveness of asynch-SGBDT, we give theoretical certification to show the relationship between the number of workers (i.e. delay), the convergence speed and the sensitivity of the algorithm. We conduct asynch-SGBDT on two real world datasets: HIGGS dataset and real-sim dataset. Our methods achieve an almost linear speedup on real-sim dataset and 1.46x-2.15x speedup on HIGGS dataset. Theoretical analysis and experimental re-

sults show that our method is suit for the high dimensional sparse sample datasets and provides good compatibility for Parameters Server.

6 Acknowledgement

This work was supported by the National Natural Science Foundation of China under Grant No. 61502450, Grant No. 61432018, Grant No. 61521092, and Grant No. 61272136; National Major Research High Performance Computing Program of China under Grant No. 2016YFB0200800.

References

- [1] M. Abadi. Tensorflow: learning functions at scale. *Acm Sigplan Notices*, 51(9):1–1, 2016.
- [2] G. Andrew and J. Gao. Scalable training of l_1 - regularized log-linear models. pages 33–40, 2007.
- [3] R. Appel, T. Fuchs, and P. Perona. Quickly boosting decision trees: pruning underachieving features early. In *International Conference on International Conference on Machine Learning*, pages III–594, 2013.
- [4] S. Bendavid, D. Loker, N. Srebro, and K. Sridharan. Minimizing the misclassification error rate using a surrogate convex loss. *Yeast*, 3(3):201206, 2012.
- [5] S. P. Boyd. Convex optimization boyd and vandenbergh.
- [6] R. H. Byrd, S. L. Hansen, J. Nocedal, and Y. Singer. A stochastic quasi-newton method for large-scale optimization. *Siam Journal on Optimization*, 26(2), 2015.
- [7] T. Chen and C. Guestrin. Xgboost: A scalable tree boosting system. pages 785–794, 2016.

- [8] T. Chen, M. Li, Y. Li, M. Lin, N. Wang, M. Wang, T. Xiao, B. Xu, C. Zhang, and Z. Zhang. Mxnet: A flexible and efficient machine learning library for heterogeneous distributed systems. *Statistics*, 2015.
- [9] J. Dean, G. S. Corrado, R. Monga, K. Chen, M. Devin, Q. V. Le, M. Z. Mao, M. Ranzato, A. Senior, and P. Tucker. Large scale distributed deep networks. In *International Conference on Neural Information Processing Systems*, pages 1223–1231, 2012.
- [10] J. C. Duchi. *Introductory Lectures on Stochastic Convex Optimization*. Park City Mathematics Institute, Graduate Summer School Lectures, 2016.
- [11] J. H. Friedman. Greedy function approximation: A gradient boosting machine. *Annals of Statistics*, 29(5):1189–1232, 2001.
- [12] J. H. Friedman. Stochastic gradient boosting. *Computational Statistics Data Analysis*, 38(4):367–378, 2002.
- [13] A. Gupta, R. Ravi, and A. Sinha. Boosted sampling: approximation algorithms for stochastic optimization. In *ACM Symposium on Theory of Computing, Chicago, Il, Usa, June*, pages 417–426, 2004.
- [14] Q. Ho, J. Cipar, H. Cui, J. K. Kim, S. Lee, P. B. Gibbons, G. A. Gibson, G. R. Ganger, and E. P. Xing. More effective distributed ml via a stale synchronous parallel parameter server. *Advances in Neural Information Processing Systems*, 2013(2013):1223, 2013.
- [15] J. Jiang, J. Jiang, B. Cui, and C. Zhang. Tencent-boost: A gradient boosting tree system with parameter server. In *IEEE International Conference on Data Engineering*, pages 281–284, 2017.
- [16] Z. Kalal, J. Matas, and K. Mikolajczyk. Weighted sampling for large-scale boosting. In *British Machine Vision Conference 2008, Leeds, September*, 2008.
- [17] G. Ke, Q. Meng, T. Finley, T. Wang, W. Chen, W. Ma, Q. Ye, and T.-Y. Liu. Lightgbm: A highly efficient gradient boosting decision tree. In I. Guyon, U. V. Luxburg, S. Bengio, H. Wallach, R. Fergus, S. Vishwanathan, and R. Garnett, editors, *Advances in Neural Information Processing Systems 30*, pages 3146–3154. Curran Associates, Inc., 2017.
- [18] J. Langford, A. J. Smola, and M. Zinkevich. Slow learners are fast. In *International Conference on Neural Information Processing Systems*, pages 2331–2339, 2009.
- [19] M. Li, D. G. Andersen, J. W. Park, A. J. Smola, A. Ahmed, V. Josifovski, J. Long, E. J. Shekita, and B. Su. Scaling distributed machine learning with the parameter server. pages 583–598, 2014.
- [20] H. B. McMahan, G. Holt, D. Sculley, M. Young, D. Ebner, J. Grady, L. Nie, T. Phillips, E. Davydov, and D. Golovin. Ad click prediction: a view from the trenches. In *ACM SIGKDD International Conference on Knowledge Discovery and Data Mining*, pages 1222–1230, 2013.
- [21] P. Mineiro and N. Karampatziakis. Loss-proportional subsampling for subsequent erm. In *International Conference on Machine Learning*, pages 522–530, 2013.
- [22] F. Niu, B. Recht, C. Re, and S. J. Wright. Hogwild!: A lock-free approach to parallelizing stochastic gradient descent. *Advances in Neural Information Processing Systems*, 24:693–701, 2011.
- [23] N. L. Roux, M. Schmidt, and F. Bach. A stochastic gradient method with an exponential convergence rate for finite training sets. *Advances in Neural Information Processing Systems*, 4:2663–2671, 2012.
- [24] P. Sun, T. Zhang, and J. Zhou. A convergence rate analysis for logitboost, mart and their variant. In *International Conference on Machine Learning*, pages 1251–1259, 2014.
- [25] E. P. Xing, Y. Yu, Q. Ho, W. Dai, J. K. Kim, J. Wei, S. Lee, X. Zheng, P. Xie, and A. Kumar. Petuum. In *The ACM SIGKDD International Conference*, pages 1335–1344, 2015.
- [26] J. Ye, J. H. Chow, J. Chen, and Z. Zheng. Stochastic gradient boosted distributed decision trees. In *Acm Conference on Information & Knowledge Management*, pages 2061–2064, 2009.