

Asynchronous Parallel Sampling Gradient Boosting Decision Tree

Cheng Daning^{1,2}, Xia Fen³, Li Shigang^{1,*}, Zhang Yunquan¹

1.SKL of Computer Architecture, Institute of Computing Technology, CAS, China

2.University of Chinese Academy of Sciences

3.Beijing wisdom uranium Technology Co., Ltd

Email: {chengdaning, lishigang, zyq}@ict.ac.cn

xiafen@ebrain.ai

Abstract—With the development of big data technology, Gradient Boosting Decision Tree, i.e. GBDT, becomes one of the most important machine learning algorithms for its accurate output. However, the training process of GBDT needs a lot of computational resources and time. In order to accelerate the training process of GBDT, the asynchronous parallel sampling gradient boosting decision tree, abbr. asynch-SGBDT is proposed in this paper. Via introducing sampling, we adapt the numerical optimization process of traditional GBDT training process into stochastic optimization process and use asynchronous parallel stochastic gradient descent to accelerate the GBDT training process. Meanwhile, the theoretical analysis of asynch-SGBDT is provided by us in this paper. Experimental results show that GBDT training process could be accelerated by asynch-SGBDT. Our asynchronous parallel strategy achieves an almost linear speedup, especially for high-dimensional sparse datasets.

INTRODUCTION

The size of datasets that we are using currently grows exponentially. Furthermore, more features are produced in real situations. Therefore, in the machine learning training process, training model will cost more computational resources and longer training time [1]. Additionally, a more accurate result is another important target for machine learning. To acquire a more accurate result, it is necessary to use a complex non-linear model like Gradient Boosting Decision Tree (GBDT). However, training this kind of model will exacerbate the demand of resources and time.

GBDT has been proved to be a satisfactory algorithm in both classification and regression task [2]. However, as a complex non-linear model, training GBDT will cost a lot of time. Many researches have been done to accelerate GBDT training process. From the view of the algorithm, their acceleration methods are novel sampling strategies and novel pruning strategies [3][4]. From the view of engineering, parallelization technology on building tree step is the main method to accelerate GBDT training process [5] [6].

Sampling is a key technology to accelerate boosting process. A lot of researches offer different sampling strategies to reduce the number of iteration steps and to improve the accuracy of GBDT's output[6][7][3].

The goal of sampling step in our method is different. Our sampling step is the method that introduces random variable into the original objective function. Via introducing sampling, we adapt the numerical optimization problem of traditional GBDT training process into stochastic optimization problem. Then we can use stochastic optimization algorithms to reach the minimum mathematical expectation of new random objective function, whose value is equal to the minimum of the original objective function. We will illustrate this process in section 3.1.

GBDT training process in traditional GBDT frameworks uses Newton methods[5][6]. Newton methods are famous for their fast math convergence speed[8][9]. However, Newton methods do not have effective asynchronous parallel strategy. Asynchronous parallel methods are the key in high-performance AI and machine learning process[10][11][12].

Asynchronous parallel stochastic gradient descent can reach a linear speedup because of Parameters Server framework. Parameters Server[13], based on asynchronous stochastic gradient descent[14] and Hogwild! algorithm [15], is a commonly used asynchronous parallel framework and has been proved to be a satisfactory algorithm in industry[12][16]. Thus, Asynchronous parallel is the base of big data and AI training technology.

Although J Jiang et al.[17] tried to adapt GBDT on Parameters Server, the implement is still a synchronous implement. The parallel part of above work exists in the building tree step. The process between iteration steps is a serial process. Synchronous parallel methods cannot make full use of the performance of Parameters Servers, since the cost of communication and synchronization overhead in different workers are unavoidable.

In this paper, we propose an asynchronous parallel sampling gradient boosting decision tree (abbr. asynch-SGBDT) based on Parameters Server. It can be summarized as algorithm 3. The work model of asynch-SGBDT is illustrated in Figure 3. To confirm the effectiveness of asynch-SGBDT, we give theoretical certification. We conduct asynch-SGBDT on 2 real world datasets: HIGGS dataset and real-sim dataset. The purpose of these experiments is to demonstrate the effectiveness of asynch-SGBDT on low dimensional dense samples dataset

*Corresponding author

and high dimensional sparsity samples dataset. Our method achieves an almost linear speed-up on real-sim dataset and 1.46x-2.15x speed-up on HIGGS dataset.

Our main contributions can be summarized as follows:

- (1) We propose an asynchronous parallel sampling gradient boosting decision tree and provide theoretical certification.
- (2) Based on theoretical certification, we analyze the relationship between convergence speed, number of worker and the algorithm sensibility.
- (3) Our approach can achieve ideal efficiency and accuracy on the dataset whose samples are high dimensional and sparse.

RELATED WORK

Boosting and its Theory

In this section we would set up the problem posed in Friedman et al.'s work [2], including three key ingredients: The loss, the function model and the optimization method. Some descriptions are cited from the researches by Peng Sun et al.[18].

Given a set of training data $\{(x_i, y_i)\}_{\sum_{j=1}^N m_j}$ where the feature $x_i \in \mathcal{X}$, the label $y_i = \{1, 0\}$, and m_j stands for the frequency of (x_j, y_j) in dataset. (x_j, y_j) are different from each other in above expression.

The goal for boosting is find an additive classifier predictor function $F = F(x) \in R$ by minimizing the total loss over the training dataset

$$L(F) := \sum_{i=1}^N m_i \ell(y_i, F(x_i)). \quad (1)$$

And F_i is the shorthand for $F(x_i)$ in following part of article.

Theoretically, $\ell(\cdot, \cdot)$ can be arbitrary convex surrogate functions. In Friedman et al.'s work and the requirement in machine learning, the instance wise loss $\ell(\cdot, \cdot)$ adopts the logistic loss:

$$\ell(y_i, F_i) = y_i \log\left(\frac{1}{p}\right) + (1 - y_i) \log\left(\frac{1}{1 - p}\right)$$

where the probability estimate $p \in [0, 1]$ is a sigmoid-like function on F :

$$p = \frac{e^{F_i}}{e^{F_i} + e^{-F_i}}$$

The goal of boosting process is find the additive function, i.e. GBDT forest, which produces the vector $\mathbf{F} = [F_1, F_2, \dots, F_N]$, to minimize $L(\mathbf{F})$. This process can be treated as an optimization on R^N parameter space.

To make a better a presentation, we define \mathbf{F}^* as follow.

$$\mathbf{F}^* = \operatorname{argmin} L(\mathbf{F})$$

$$\mathbf{L}^* = \min L(\mathbf{F})$$

SGD and its Parallel Engineering Methods

Stochastic Gradient Descent: The propose of stochastic gradient descent, i.e. SGD, is to solve the stochastic convex optimization problems of the form

$$\begin{aligned} & \text{minimize}_{w \in X} f(w) \\ & f(w) := E[Function(w; \Theta)] \end{aligned} \quad (2)$$

$$E[Function(w; \Theta)] = \int_{\Xi} Function(w; \theta) dP(\theta) \quad (3)$$

where random variable Θ has PDF $dP(\theta)$.

Normally, we use the frequency instead of $dP(\xi)$ which means

$$\begin{aligned} f(w) &:= E[Function(w; \Theta)] \\ &\approx \frac{1}{n} \sum_{i=1}^n Function(w, \theta_i) \end{aligned} \quad (4)$$

For this case, we have stochastic gradient descent as algorithm 1.

Input: dataset $\{\theta_1, \theta_2, \dots, \theta_n\}$, Learning Rate v
Output: w_n
1 for $t = 1, 2, \dots, n$ **do**
2 | $w_{t+1} = w_t - v \partial_w Function(w_t, \theta_t);$
3 end

Algorithm 1: Stochastic Gradient Descent

SGD has different kinds of upper bound description methods[19]. All of these bounds show that with the processing of iteration, the regret bound would be bounded to a value decided by step length v . It shows that we can use more iteration steps and smaller step length to gain more accurate outputs.

Hogwild! and Parameters Server framework: Stochastic gradient descent is a well parallelized algorithm[15][20]. Parallel SGD algorithms have many outstanding characters like its robustness to noise. Parallel SGD algorithms can be divided into 2 classes: Data parallel SGD and model parallel SGD. From the view of data parallel, mini-batch SGD and Simul Parallel SGD[21] are popular algorithms.

Model parallel SGD, i.e. delayed SGD or asynchronous parallel stochastic gradient descent algorithm, is the most important SGD algorithm. In delayed SGD algorithm, current model w_t adds the gradient of the older model at $k(t)$ iterations. The algorithm of delayed SGD is described as algorithm 2. Figure 1 shows the work model of delayed SGD on Parameters Server framework.

Delayed SGD algorithms might first appear in J.Langford's work[14]. In this work, $t - k(t)$ must be a constant number. In Hogwild![15], under some restrictions, delayed SGD can be implemented in an asynchronous parallel style. Asynchronous parallel style means $t - k(t)$ can be any number smaller than τ .

Input: dataset $\{\theta_1, \theta_2 \dots \theta_n\}$, Learning Rate v

Output: w_n

```

1 for  $t = 1, 2 \dots n$  do
2    $w_{t+1} = w_t - v \partial_w \text{Function}(w_{k(t)}, \theta_{k(t)})$ ;
3 end

```

Algorithm 2: Asynchronous parallel stochastic gradient descent. Delayed SGD

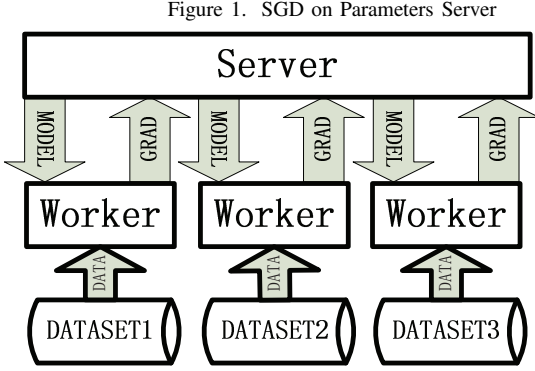


Figure 1. SGD on Parameters Server

From the point of view of engineering implementation, the implement of delayed SGD is Parameters Server. Parameters Server gains high performance via the overlapping of the communication time and computation time. Popular Parameters Server frame includes ps-lite in MXNET[11], TensorFlow[10], Bosen and Strads in petuum[16] and so on.

METHODOLOGY

Training Sampling GBDT and Stochastic Optimization Problem

The operation of sampling boosting is that:

1. Sampling the data: Each sample in dataset has a Bernoulli distribution. In each iteration step, we sample this sample based on its Bernoulli distribution. This process can be treated as use the second equation in Eq.4.

2. Building the tree based on the stochastic gradient produced by sampled data.

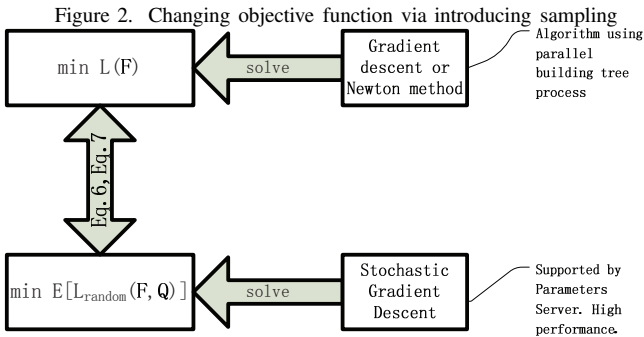
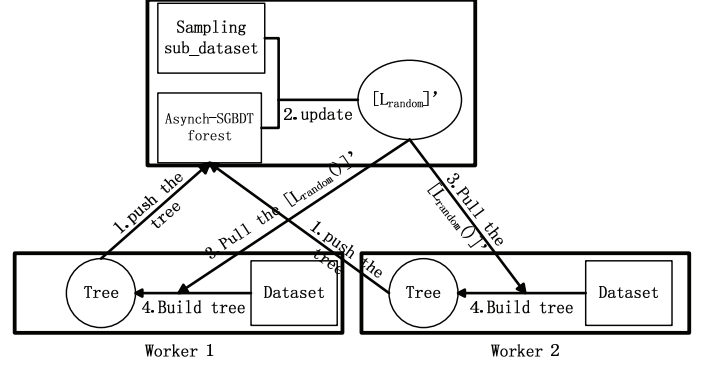


Figure 2. Changing objective function via introducing sampling

Figure 3. Asynch-SGBDT on Parameters Server



Above process can be express as follow.

$$\begin{aligned}
 & \text{minimize}_{\mathbf{F} \in \mathbb{R}^N} f(\mathbf{F}) \\
 & f(\mathbf{F}) := E[L_{\text{random}}(\mathbf{F}; \mathbf{Q})] \\
 & L_{\text{random}}(\mathbf{F}; \mathbf{Q}) := \sum_{i=1}^N \left(\sum_{j=1}^{m_j} \frac{Q_{i,j}}{R_{i,j}} \right) \ell(y_i, F_i) \quad (5)
 \end{aligned}$$

where $\mathbf{Q} = (Q_{1,1} \dots Q_{1,m_1}, Q_{2,1}, \dots, Q_{2,m_2}, Q_{N,1}, Q_{N,m_N})$, $Q_{i,j}$ is a random variable which satisfy Bernoulli distribution: $P(Q_{i,j} = 1) = R_{i,j}$, $P(Q_{i,j} = 0) = 1 - R_{i,j}$.

In every sampling process, we would produce an observed value vector corresponding to \mathbf{Q} . Basing on the observed value vector, we make the sampling sub_dataset.

Combining the convex character of L and L_{random} , we can notice following expressions are always true.

$$\min E[L_{\text{random}}] = \min L \quad (6)$$

$$\text{argmin} E[L_{\text{random}}] = \text{argmin} L \quad (7)$$

Now, our optimization objective function is changed from $L(\mathbf{F})$ to $L_{\text{random}}(\mathbf{F}; \mathbf{Q})$

Asynch-SGBDT

Using SGD to solve Sampling GBDT: As we can see from Eq. 6, \mathbf{Q} is a random variable vector, and \mathbf{F} is variable. The definition of L_{random} in Eq. 5 is the same as the expression of $\text{Function}(w; \Theta)$ in Eq.2. Above facts suggest that we can use stochastic optimization, like SGD algorithm, to find the minimum of the L_{random} . Whole process can be described by Figure 2.

Asynch-SGBDT: Compared with numerical optimization algorithm, stochastic optimization is apt to be high performance parallelized. Hogwild! is one of the most effective algorithm in those parallel algorithms. Based on Hogwild!, we propose a novel GBDT training algorithm, i.e. asynch-SGBDT. Asynch-SGBDT is described as algorithm 3. The work model of asynch-SGBDT is illustrated by Figure 3.

In this algorithm, different workers pull current stochastic gradient from server. Basing on current stochastic gradient, workers build the corresponding tree and push this tree to server. Different workers work asynchronously. Using this

Input: $\{x_i, y_i\}^N$: The training set; v : The step length;
Output: the Additive Tree Model $F = F(x)$, i.e. asynch-SGBDT forest.

```

1 For Server:
2 Produce the tree whose output is  $\frac{1}{\sum_{i=0}^N m_i} \sum_{i=0}^N m_i y_i$ .
3 Calculate  $L_{random}^0$  and Maintain  $L_{random}^0$ .
4 for  $j = 1 \dots \text{forever}$  do
5   1.Recv  $Tree_{k(j)}$  from workers, this tree is based on
      $L_{random}^{k(j)}$ .
6   2.Add  $Tree_{k(j)}$  times  $v$  to whole asynch-SGBDT
     forest. ( $\mathbf{F}_j = \mathbf{F}_{j-1} + vTree_{k(j)}$ )
7   3.Generate an observed value vector of  $\mathbf{Q}$  and
     produce sampling sub_dataset.
8   4.Calculate current GBDT forest's  $L_{random}^j$  based on
     sampling sub_dataset.
9   5.Remove  $L_{random}^{j-1}$  and Maintain  $L_{random}^j$  ( $L_{random}^j$ 
     can be pulled by workers.).
10 end
11
12 For Worker:
13 for  $t = 1$  to forever do
14   1.Pull the  $L_{random}^t$  from Server ( $L_{random}^t$  is current
      $L'_{random}$  the Server holds.).
15   2.Build  $Tree_t$  based on  $L_{random}^t$ .
16   3.Send  $Tree_t$  to Server.
17 end

```

Algorithm 3: Asynch-SGBDT

method, the computational time between different workers can be overlapped.

Our parallel is an asynchronous parallel algorithm. Compared with mainstream parallel algorithm, asynchronous parallel algorithm is a more effective high-performance parallel algorithm. In popular GBDT framework[17][6][5], parallel process only exists in the process of building trees.

Additionally, compared with original datasets, the size of sampling sub_dataset is relatively small, which would reduce the burden of tree building step. The training process of GBDT can gain a further acceleration.

It is worth mentioning following two things: 1. In original Parameters Server, workers pull the model instead of gradient. However, in asynch-SGBDT, the model is a forest. Therefore, there is engineering issue that how to pull forest. To avoid deep discussion on engineering issue, workers pull the gradient in our algorithm description. 2. There are so many methods to build tree. Some methods use whole dataset information. To avoid deep discussion on building tree step, workers contain all dataset in our algorithm description and Figure 3.

Upper Bound of Asynch-SGBDT: To make analysis clearly, we must take following assumption.

Assumption 1. The output of GBDT tree is close to the L'_{random} . Or each leaf in GBDT tree holds one sample.

Assumption 1 is a relatively strong assumption, because each leaf in GBDT can hold about 10,000 samples in a real

application. However, this assumption is reasonable because most of GBDT building tree step is trying its best to fit the gradient in gradient descent methods or the vector that gradient times Hessian matrix's inverse matrix in Newton descent methods[5]. The work from Peng Sun et al.[18] also shows that if the GBDT tree is against Assumption 1, the influence on convergence speed can be bounded.

Extra symbols and definitions Before presenting our proposition, we introduce extra math notes as follows:

- Lip is the Lipschitz constant for $L(\cdot)$
- $L(\cdot)$ is a strongly convex function with modulus c .
- For every observed value vector corresponding to \mathbf{Q} and $\mathbf{F} \in \mathbb{R}^N$, the $\|L'_{random}\| < M$.
- We define \mathbf{Q}' random variable vector as

$$\mathbf{Q}' = [Q'_1, Q'_2, \dots, Q'_N]$$

where, random variable $Q'_i = (Q_{i,1} \vee Q_{i,2} \vee \dots \vee Q_{i,m_i})$.

- $\Omega = \max \sum_{i=1}^N Q'_i$, which means the max number of different samples in one sampling process. This value is almost equal to the number of different samples in dataset for there exists a probability that all samples are sampled.
- $\Delta = \max P(Q'_i = 1)$, which is the maximum probability that a kind of sample is sampled.
- ρ is the probability that there exist two sampling sub_datasets whose intersection is nonempty.

In this paper, we apply the proposition in Hogwild! [15] to Algorithm 3.

Proposition 1. Spose in Algorithm 3 that

- (1) $\tau \geq j - k(j)$,
- (2) v is defined to be

$$v = \frac{c\vartheta\epsilon}{2LipM^2\Omega(1 + 6\rho\tau + 4\rho\tau^2\Omega\Delta^{1/2})} \quad (8)$$

- (3) Define $D_0 := \|F_0 - F^*\|^2$

- (4) For some $\epsilon > 0$ and $\vartheta \in (0, 1)$, t be an integer satisfying

$$t \geq \frac{2LipM^2\Omega(1 + 6\rho\tau + 6\rho\tau^2\Omega\Delta^{1/2}\log(LD_0/\epsilon))}{c^2\vartheta\epsilon} \quad (9)$$

Then after t updates in server, we have

$$E[L(\mathbf{F}_t) - L^*] < \epsilon.$$

Convergence Speed Proposition 1 shows that sampling GBDT can converge to the minimum of $L(\cdot)$. However, the influence of sampling rate is unclear in serial sampling GBDT: When $\tau = 0$, there are no elements that would be changed with the changing of sampling rate. Ω maybe be influenced by different sampling rate in Proposition 1. but if the number of iteration is large, the impact would be small. Proposition 1 also shows that with the increase of the number of workers (the number of delays), we should choose smaller step length and asynch-SGBDT needs more iteration steps to reach satisfactory output.

Final Output It is worth mentioning that the upper bounds in some researches[14][22] show that the distance of final output in asynchronous parallel SGD and the minimum of $L(\cdot)$ would be expanded with the increase of the number of

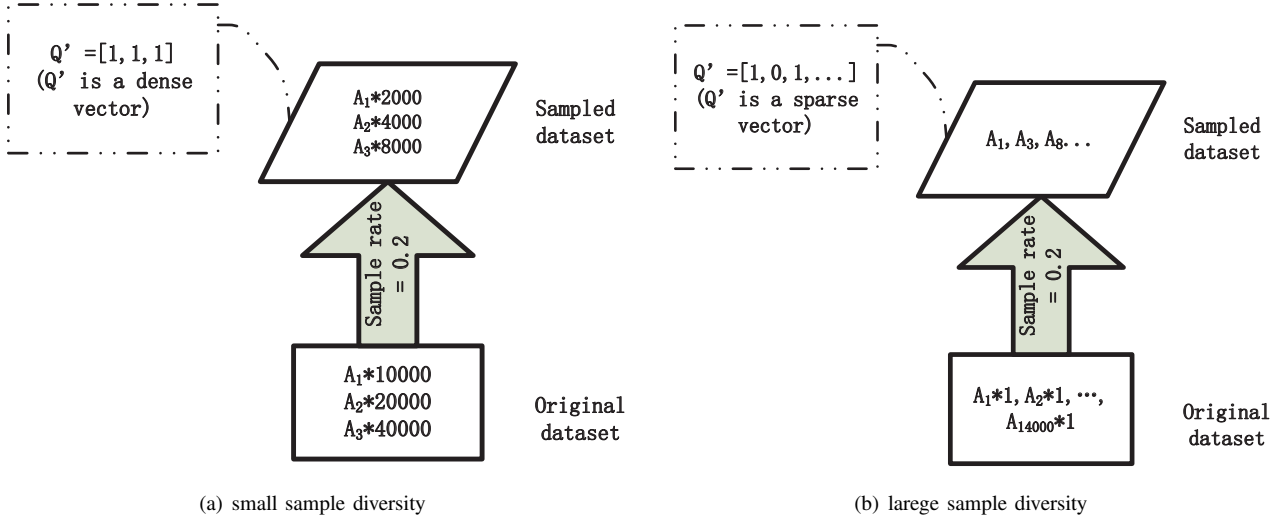


Figure 4. The influence of sample diversity on the sparsity of the observed value vector of Q'

workers, i.e. the degree of delay. However, in real application, those distances can be tolerated for within a range, the classification error rate is insensitive to those distance[23], just like the experiment in the work from Niu et al.[15].

Sensibility The sensibility of the math convergence speed to the change of the number of workers is another index to measure the performance of algorithm. As we can see, if the math convergence speed is insensitive to the number of workers, the algorithm allows us to use more workers to accelerate the training process and gain a higher speedup.

In experiments, we notice that the sensibilities of convergence speed to the change of the workers setting are different under different sampling rate settings and datasets. Our proposition shows that the sensibility is linked to ρ and Δ . The sparsity of the observed value vector of Q' is positive correlated to the value of ρ and Δ when the sampling rates between different samples are almost the same or uniform. Therefore, we can offer guides and draw conclusions via analyzing the observed value vector of Q' 's sparsity.

As we can see, the size of Q' is the diversity of the samples in the dataset, i.e. the number of species of samples. The number of non-zero elements in each sampling process is the diversity of the samples in sampling sub_dataset. If the diversity of dataset is high but the diversity of sampling sub_dataset is low, the observed value vector of Q' is likely to be a sparse vectors in each sampling process, which means the value of ρ and Δ would be small. The algorithm would be insensitive to the number of worker. Reducing sampling rates would help reduce the diversity of sampling sub_dataset. Using high dimensional sparse dataset would contribute to increasing the diversity of dataset. For the GBDT tree, different samples would be treated as the same sample if the number of leaves is too small. In this case, small number of leaves in GBDT tree would decrease the diversity of dataset. For low diversity dataset, even using small sampling rate, the observed value vector of Q' is still a dense vector, just like the illustration of

Figure 4. Therefore, asynch-SGBDT is apt to accelerate high dimensional sparse dataset with relatively small sampling rate. High dimensional sparse dataset is the most frequently used dataset in big data era.

General Conclusion We summarize general conclusions as follows.

1. The influence of sampling rate on serial sampling GBDT's convergence speed is not certain in our proposition. However, Proposition 1 still shows an upper bound no matter how much the sampling rate is.
2. Under asynchronous parallel situation and using a fixed sampling rate, the more workers we have, the smaller step length we should choose and the more steps the algorithm would run.
3. Under asynchronous parallel situation and using a fixed number of workers, the larger the sampling rate we set, the more sensitive the algorithm is.
4. Under asynchronous parallel situation and using a fixed number of workers, the small sampling rate we set, the larger step length we should choose and the less steps the algorithm would run.
5. Asynch-SGBDT is apt to accelerate the GBDT on high-dimensional sparse dataset
6. Asynch-SGBDT is apt to accelerate the GBDT whose trees have massive leaves.

The Key Points of Asynch-SGBDT.

The Iteration Step has to be Gradient Step: Newton step GBDT is the most commonly used methods in different GBDT frame[5][6]. The math convergence speed of Newton methods is fast, and there exist stochastic Newton methods[24]. However, in parallel stochastic optimization algorithm area, Newton methods are not well parallelized. Although Newton step GBDT may asynchronous parallel work well in some dataset on Parameters Server, those algorithms are not well proved now.

In our asynch-SGBDT, we choose gradient steps as our base. Math convergence speed of gradient methods is slower than that of Newton methods. However, asynchronous parallel stochastic gradient descent algorithm is a mature high-performance parallel algorithm in big data industry and research.

It may be hard for us to choose Newton methods or Gradient methods when dealing with the big data and machine learning training problem. Newton methods used to be the mainstream: QWL-QN[8] was the most commonly used method in advertisement recommendation. SGD is the most powerful algorithm in AI, big data area[12][25].

Sampling is the Key Step.: Parameters Server is the framework used to accelerate SGD algorithm. In this paper, asynch-SGBDT can work asynchronous parallel because asynch-SGBDT is an expansion of SGD algorithm on GBDT algorithm. The objective function for asynch-SGBDT is $E[L_{random}(\cdot)]$ instead of $L(\cdot)$. $E[random(\cdot)]$ introduces stochastic variable into $L(\cdot)$ via sampling. Without sampling step, the objective function is degenerated into $L(\cdot)$. The problem is degenerated into a numerical optimization problem, which cannot use asynchronous parallel methods to speed up the training process.

EXPERIMENT

In this section, we use asynch-SGBDT to deal with two class classification problems.

Dataset

We choose two datasets: Real-sim dataset and HIGGS dataset which are selected from the LIBSVM repository as our experimental dataset. Real-sim dataset is a large dataset where sample vectors are high dimensional and sparse. HIGGS dataset is a large dataset where samples vectors are low dimensional and dense. They represent two kinds commonly used dataset we use in our big data industry. The details of dataset are presented as Table I.

Table I
THE INFORMATION OF DATASET

name	#feature	#samples	feature's range	sparsity
HIGGS	28	11000000	(-3,5)	100%
real-sim	20958	72309	(0,1)	0.19%

During the training processing, we use all samples in those datasets as our training datasets. Considering the memory limitation, we use 100000 samples in training dataset as test dataset in HIGGS experiments. We use 16000 samples in training dataset as test dataset in real-sim experiments.

Hardware

We conducted our experiments on a server with 2 Xeon(R) CPU E5-2660 v2 @ 2.20 GHz, and 60G memory which has 24 cores together.

Experiment Setting

In real-sim experiments, we build 400 trees in all and each tree has 100 leaves at most. In HIGGS experiments, we build 1000 trees in all and each tree has 20 leaves at most. We randomly sample 80% features in all experiments to build a tree at each building tree steps. The step length, i.e. v , in experiments is fixed at 0.01. To make experiments clearly, we set all sampling rates, i.e. $R_{i,j}$, are the same.

In our experiments, threads play the role of workers.

Result-Convergence Speed and Output

The HIGGS's experimental results are shown in Figure 5 and 6. As we can see from Figure 5, under the fixed sampling rate settings, the more workers we use, the slower the convergence speed is. Table II shows that the speedup rises as the increase of the number of workers (In HIGGS experiments, we set the goal value is 63000, which is the end of 16 workers experiment). Figure 5 also shows that above results are common rules across different sampling rate. Figure 6 shows that sampling rates between 0.2 and 0.8 have a slight effect on convergence speed in this dataset.

The real-sim's experimental results are shown in Figure 7 and 8. As we can see from Figure 7, under the fixed sampling settings, the more workers we use, the slightly slower the convergence speed is. Table II shows that the speedup rises linearly as the increase of the number of workers. Figure 7 also shows that above results are common rules across different sampling rate. Figure 8 shows that sampling rates between 0.2 and 0.8 have almost no effect on convergence speed in this dataset. These experimental results are described by our conclusion 2 in section 3.2 that the more workers we use, the slower the convergence is.

Table II
SPEEDUP FOR DIFFERENT DATASET AND WORKERS

	2workers	4workers	8workers	16workers
HIGGS	1.46	1.55	1.57	2.15
real-sim	2	4	8	16

Because of our experiments' fixed step length setting, our experimental results are difficult to match the conclusion 4 in section 3.2 directly. However, Figure 7 and Figure 8 show that the convergence speeds are almost the same when the sampling rates are within a range and step length are the same in different experiments settings. As we all know, a larger step length setting corresponds to a faster convergence speed. Thus, if we set a larger step length for small sampling experiments, the convergence speed in small sampling rate would be faster than that in current experiment setting. Above experimental results and analysis match the conclusion 4 in section 3.2 indirectly.

It is worth mentioning that to prove conclusion 4 in section 3.2, Figure 5 and Figure 6 are unpersuasive because the dataset is lack of sample diversity. We would discuss it in the next section.

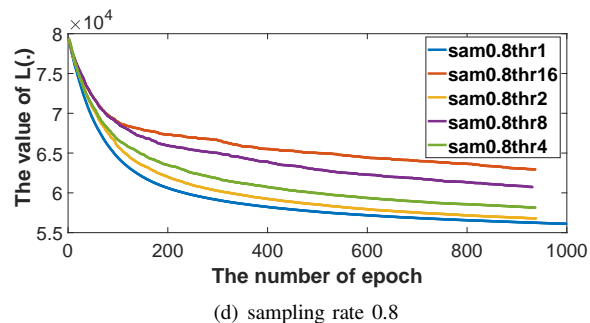
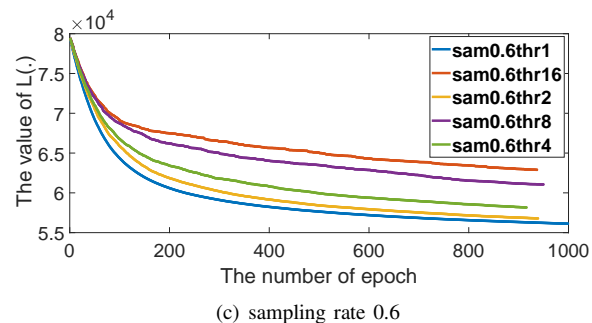
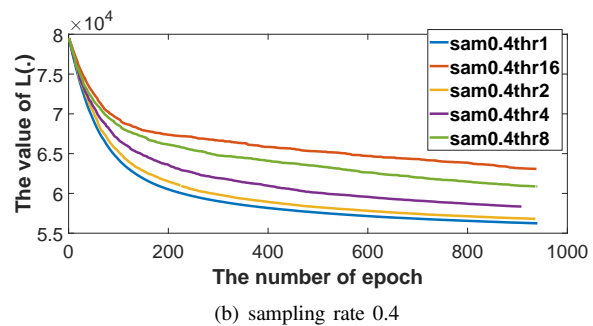
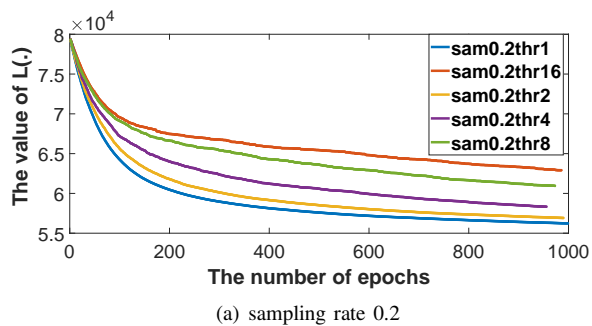


Figure 5. The performance of asynch-SGBDT with different number of workers in the same sampling rate using HIGGS dataset

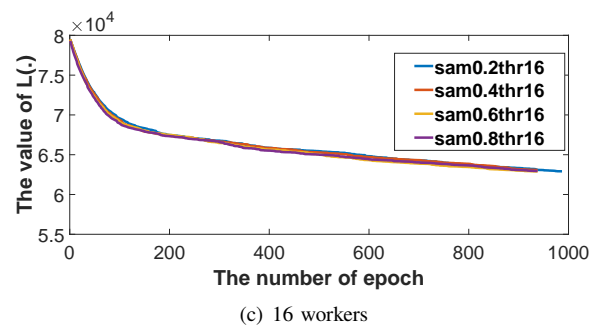
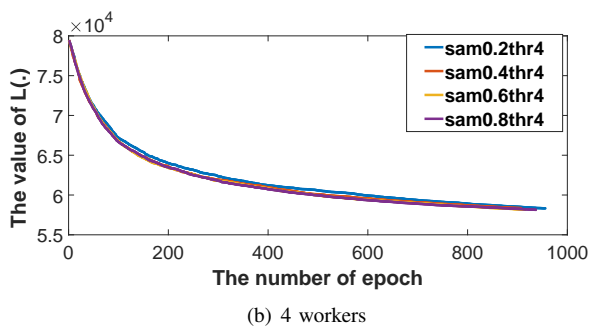
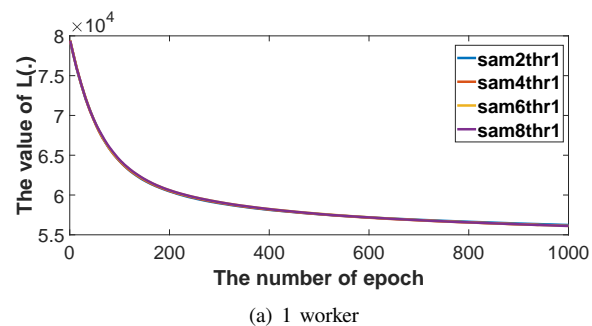


Figure 6. The performance of asynch-SGBDT with different sampling rate in the same number of workers using HIGGS dataset

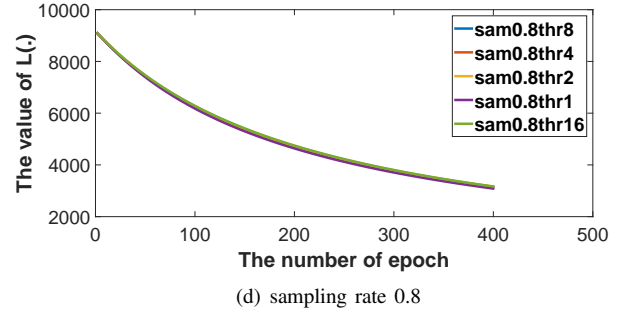
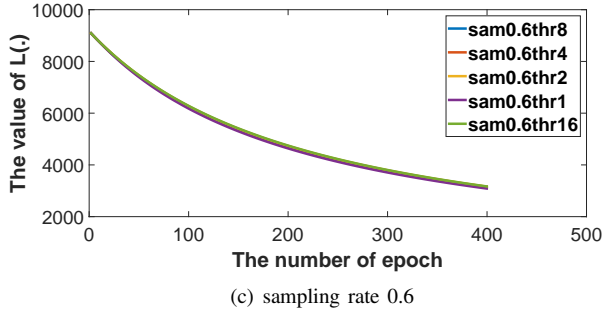
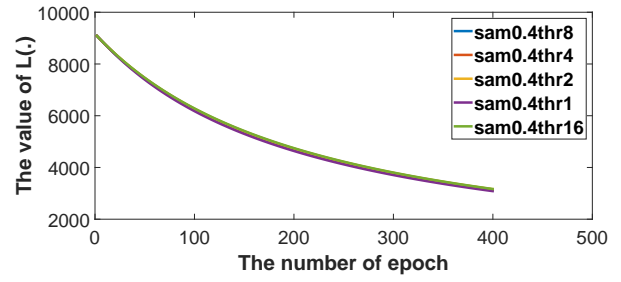
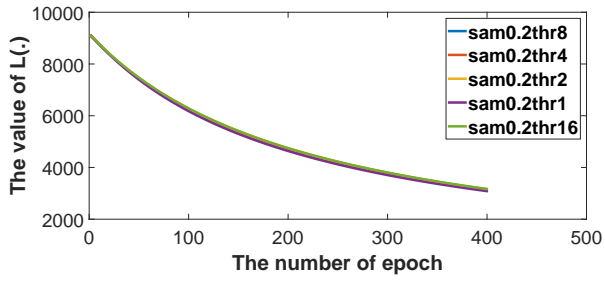


Figure 7. The performance of asynch-SGBDT with different number of workers in the same sampling rate using real-sim dataset

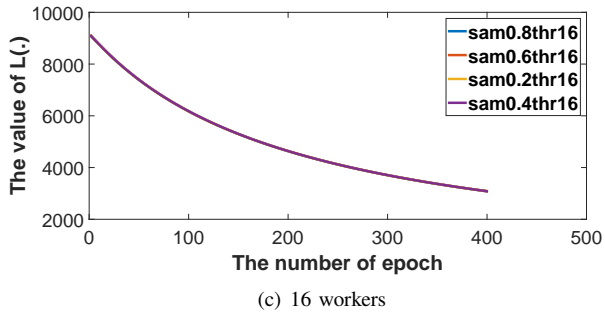
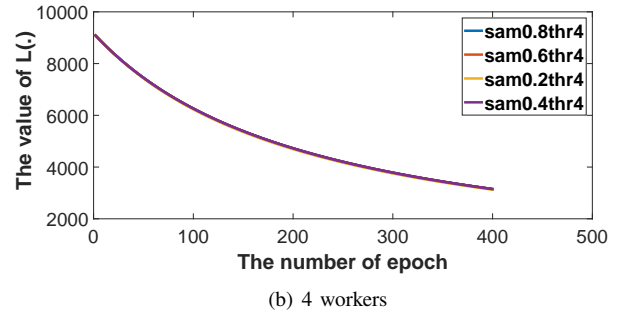
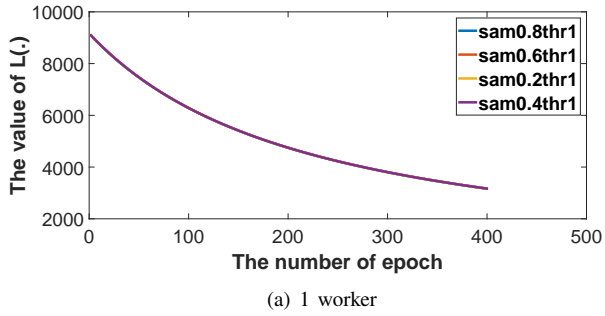


Figure 8. The performance of asynch-SGBDT with different sampling rate in the same number of workers using real-sim dataset

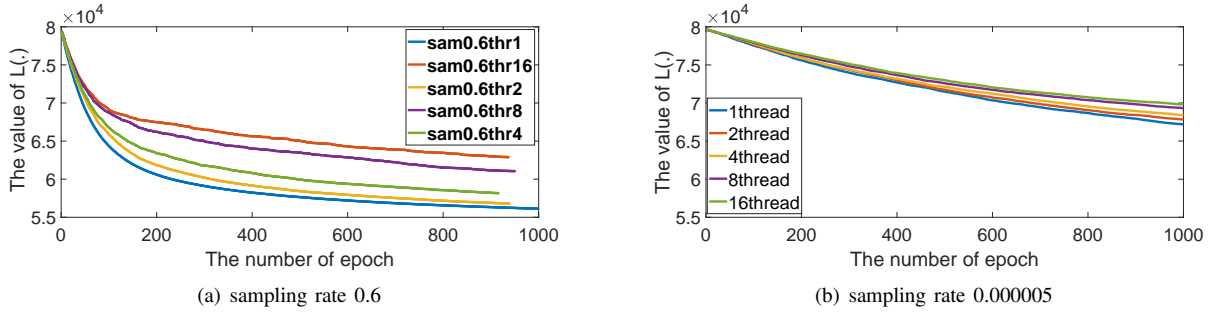


Figure 9. The Sensibility between normal sampling rate and extremely small sampling rate

The distance between final output in multi-worker asynchronous parallel SGD and the minimum of $L(\cdot)$, i.e. 1 worker output, is expanded with the increase of the number of workers, i.e. the degree of delay. This experimental result is illustrated by the upper bounds in works[14][22]. The impact of this distance is illustrated by the work from Shai. et al.[23].

Note that the experiment settings in HIGGS experiments do not satisfy the Assumption 1 because each leaf holds too much samples (about 550000 samples). It may cause many unexpected results: 1. Too much samples share the same leaf, which would cause huge error in prediction process. 2. Small number of leaves would reduce the diversity of samples in original dataset.

Result-Sensibility

HIGGS experiments and real-sim experiments present that asynch-SGBDT exhibits different sensibility to asynchronous parallel on different settings and datasets.

In HIGGS experiments, the dimension of sample vector and the range of a feature value are relatively small, which leads to the diversity in HIGGS dataset is relatively small. In math view, it means that the observed value vector of \mathbf{Q}' is almost equal to $[1, 1, \dots, 1]$ at every sampling process. Δ and ρ would be large to this situation.

Additionally, the number of leaves at each tree is small, which is also caused by the low dimension of samples. In this case, similar samples are treated as the same sample, which would reduce the diversity of samples in dataset. Low diversity in dataset increases the sensibility of the algorithm. Therefore, asynch-SGBDT would be sensitive to the number of workers using HIGGS dataset in our experiments settings.

In real-sim experiment, the dimension of sample is large, which would increase the diversity of samples in dataset. It would help to reduce the algorithm sensibility to delay. Proposition 1 and experimental results show that asynch-SGBDT would be insensitive to the number of workers using real-sim dataset on our experiment setting.

The different sensibilities to the change of the number of workers between HIGGS dataset and real-sim dataset match the conclusion 5,6 in section 3.2.

Besides above experiments, we also conduct an experiment using extremely small sampling rate (sampling rate = 0.000005, which means we averagely use about 500 samples

in each sampling sub_dataset). The baseline experiment uses normal sampling rate (sampling rate = 0.6). The result is shown in Figure 9. As we all know, small sampling rate, which produces small size sub_dataset, will reduce the sample diversity in sampling sub_dataset. For example, in Figure 4 (a) sub-Figure, if the size of sampled dataset is one, the observed value vector of \mathbf{Q}' would be a sparsity vector. Small sample diversity in sampled dataset would help reduce Δ and ρ . This experiment shows that small sampling rate would help reduce the sensibility with the help of reducing Δ and ρ . However, extremely small sampling rate would decrease the convergence speed.

Experimental results in Figure 9 match the conclusion 1,3 in section 3.2.

CONCLUSION

In this paper, we propose a novel algorithm asynch-SGBDT. We change the numerical optimization process in traditional GBDT training process into stochastic optimization process via introducing sampling random variable into GBDT. To confirm the effectiveness of asynch-SGBDT, we give theoretical certification to show the relationship between the number of workers (i.e. delay), the convergence speed and the sensibility of the algorithm. We conduct asynch-SGBDT on 2 real world datasets: HIGGS dataset and real-sim dataset. These experiments would show the effectiveness of asynch-SGBDT on low dimensional dense samples dataset and high dimensional sparsity samples dataset. Our methods achieve an almost linear speedup on real-sim dataset and 1.46x-2.15x speedup on HIGGS dataset. Theoretical analysis and experimental results show that our method is suit for the high dimensional sparse sample datasets.

ACKNOWLEDGEMENT

Main part of this work is done by Cheng Daning's part-time job in Beijing Wisdom Uranium Technology Co., Ltd in Beijing.

This work was supported by the National Natural Science Foundation of China under Grant No. 61502450, Grant No. 61432018, Grant No. 61521092, and Grant No. 61272136; National Major Research High Performance Computing Program of China under Grant No. 2016YFB0200800.

REFERENCES

- [1] P. Mineiro and N. Karampatziakis, "Loss-proportional subsampling for subsequent erm," in *International Conference on Machine Learning*, 2013, pp. 522–530.
- [2] J. H. Friedman, "Greedy function approximation: A gradient boosting machine," *Annals of Statistics*, vol. 29, no. 5, pp. 1189–1232, 2001.
- [3] Z. Kalal, J. Matas, and K. Mikolajczyk, "Weighted sampling for large-scale boosting," in *British Machine Vision Conference 2008, Leeds, September*, 2008.
- [4] R. Appel, T. Fuchs, and P. Perona, "Quickly boosting decision trees: pruning underachieving features early," in *International Conference on Machine Learning*, 2013, pp. III–594.
- [5] T. Chen and C. Guestrin, "Xgboost: A scalable tree boosting system," pp. 785–794, 2016.
- [6] G. Ke, Q. Meng, T. Finley, T. Wang, W. Chen, W. Ma, Q. Ye, and T.-Y. Liu, "Lightgbm: A highly efficient gradient boosting decision tree," in *Advances in Neural Information Processing Systems 30*, I. Guyon, U. V. Luxburg, S. Bengio, H. Wallach, R. Fergus, S. Vishwanathan, and R. Garnett, Eds. Curran Associates, Inc., 2017, pp. 3146–3154. [Online]. Available: <http://papers.nips.cc/paper/6907-lightgbm-a-highly-efficient-gradient-boosting-decision-tree.pdf>
- [7] A. Gupta, R. Ravi, and A. Sinha, "Boosted sampling: approximation algorithms for stochastic optimization," in *ACM Symposium on Theory of Computing, Chicago, Il, Usa, June*, 2004, pp. 417–426.
- [8] G. Andrew and J. Gao, "Scalable training of l_1 -regularized log-linear models," 2007, pp. 33–40.
- [9] S. P. Boyd, "Convex optimization boyd and vandenbergh."
- [10] M. Abadi, "Tensorflow: learning functions at scale," *Acm Sigplan Notices*, vol. 51, no. 9, pp. 1–1, 2016.
- [11] T. Chen, M. Li, Y. Li, M. Lin, N. Wang, M. Wang, T. Xiao, B. Xu, C. Zhang, and Z. Zhang, "Mxnet: A flexible and efficient machine learning library for heterogeneous distributed systems," *Statistics*, 2015.
- [12] J. Dean, G. S. Corrado, R. Monga, K. Chen, M. Devin, Q. V. Le, M. Z. Mao, M. Ranzato, A. Senior, and P. Tucker, "Large scale distributed deep networks," in *International Conference on Neural Information Processing Systems*, 2012, pp. 1223–1231.
- [13] M. Li, D. G. Andersen, J. W. Park, A. J. Smola, A. Ahmed, V. Josifovski, J. Long, E. J. Shekita, and B. Su, "Scaling distributed machine learning with the parameter server," pp. 583–598, 2014.
- [14] J. Langford, A. J. Smola, and M. Zinkevich, "Slow learners are fast," in *International Conference on Neural Information Processing Systems*, 2009, pp. 2331–2339.
- [15] F. Niu, B. Recht, C. Re, and S. J. Wright, "Hogwild!: A lock-free approach to parallelizing stochastic gradient descent," *Advances in Neural Information Processing Systems*, vol. 24, pp. 693–701, 2011.
- [16] E. P. Xing, Y. Yu, Q. Ho, W. Dai, J. K. Kim, J. Wei, S. Lee, X. Zheng, P. Xie, and A. Kumar, "Petuum," in *The ACM SIGKDD International Conference*, 2015, pp. 1335–1344.
- [17] J. Jiang, J. Jiang, B. Cui, and C. Zhang, "Tencentboost: A gradient boosting tree system with parameter server," in *IEEE International Conference on Data Engineering*, 2017, pp. 281–284.
- [18] P. Sun, T. Zhang, and J. Zhou, "A convergence rate analysis for logitboost, mart and their variant," in *International Conference on Machine Learning*, 2014, pp. 1251–1259.
- [19] J. C. Duchi, *Introductory Lectures on Stochastic Convex Optimization*. Park City Mathematics Institute, Graduate Summer School Lectures, 2016.
- [20] N. L. Roux, M. Schmidt, and F. Bach, "A stochastic gradient method with an exponential convergence rate for finite training sets," *Advances in Neural Information Processing Systems*, vol. 4, pp. 2663–2671, 2012.
- [21] M. Zinkevich, M. Weimer, A. J. Smola, and L. Li, "Parallelized stochastic gradient descent," in *Advances in Neural Information Processing Systems 23: Conference on Neural Information Processing Systems 2010. Proceedings of A Meeting Held 6-9 December 2010, Vancouver, British Columbia, Canada*, 2010, pp. 2595–2603.
- [22] Q. Ho, J. Cipar, H. Cui, J. K. Kim, S. Lee, P. B. Gibbons, G. A. Gibson, G. R. Ganger, and E. P. Xing, "More effective distributed ml via a stale synchronous parallel parameter server," *Advances in Neural Information Processing Systems*, vol. 2013, no. 2013, p. 1223, 2013.
- [23] S. Bendavid, D. Loker, N. Srebro, and K. Sridharan, "Minimizing the misclassification error rate using a surrogate convex loss," *Yeast*, vol. 3, no. 3, p. 201206, 2012.
- [24] R. H. Byrd, S. L. Hansen, J. Nocedal, and Y. Singer, "A stochastic quasi-newton method for large-scale optimization," *Siam Journal on Optimization*, vol. 26, no. 2, 2015.
- [25] H. B. McMahan, G. Holt, D. Sculley, M. Young, D. Ebner, J. Grady, L. Nie, T. Phillips, E. Davydov, and D. Golovin, "Ad click prediction: a view from the trenches," in *ACM SIGKDD International Conference on Knowledge Discovery and Data Mining*, 2013, pp. 1222–1230.