

# A Power-Efficient Scheme for Cellular Uplink with Inter-cell Interference

Ali Kariminezhad  
Digital Communication Systems  
Ruhr University Bochum  
Email: ali.kariminezhad@rub.de

Stefan Roth  
Digital Communication Systems  
Ruhr University Bochum  
Email: stefan.roth-k21@rub.de

Aydin Sezgin  
Digital Communication Systems  
Ruhr University Bochum  
Email: aydin.sezgin@rub.de

**Abstract**—We investigate Gaussian widely linear precoding well-known as improper Gaussian signaling for the cellular uplink with inter-cell interference (known as interference multiple access channel (IMAC)). This transmission scheme provides extra degrees of freedom by treating the real and imaginary components of the complex Gaussian signal differently. Since current standards mainly utilize proper Gaussian signaling, we highlight the benefits of joint improper Gaussian signaling and precoding over multiple temporal dimensions (symbol extension in time) in IMAC. This scheme achieves significantly high information rates at the expense of extra complexity at the transmission phase. We study the sum-power minimization problem under rate constraints. This problem is a difference of convex (DC) program, hence a non-convex problem. We derive a convex subset of the original non-convex set that belongs to its interior. The convex subset expands and approaches the original non-convex set from its interior iteratively. By numerical simulations, we observe the benefits of improper Gaussian signaling alongside symbol extension in power consumption for both single-antenna and multi-antenna base stations. Interestingly, we observe that at high interference scenarios, the efficiency of improper Gaussian signaling outperforms conventional proper Gaussian signaling at low rate demands. Moreover, in such scenarios the sum-power required for achieving particular rate demands is significantly reduced.

**Index Terms**—Improper Gaussian signaling; symbol extensions; time-invariant channels; non-convex problem; DC program; convex conjugate function

## I. INTRODUCTION

An increase in the number of users in future communication systems is undoubted. In the context of cellular communication, a plethora of greedy users will coexist in multiple cells, which are demanding reliable communication with high rates. As the number of users increase, the probability of simultaneous transmission request increases. Dividing the resources (time and bandwidth) among them for interference-free access is thoroughly investigated for such scenarios. However, the optimality of these orthogonal resource allocation schemes is not guaranteed, in general.

Co-band communication allows the users to share all available resources in time and frequency at the expense of imposed interference. Such transmissions

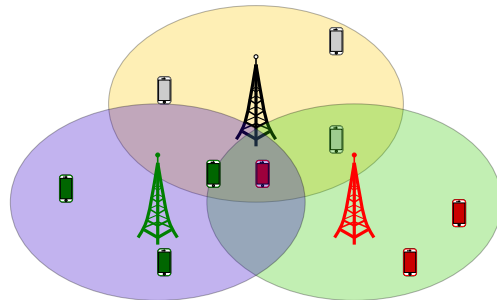


Fig. 1. Interference multiple access channel (IMAC). Multiple users are accessing the base stations exploited in multiple cells, while causing inter-cell interference. Serving base stations are distinguished by different colors.

require smart interference management strategies at the cost of transceiver complexity. For instance, in a time-variant  $K$ -user interference channel with co-band communication,  $\frac{1}{2}$  degrees of freedom (DoF) per-user is achievable by interference alignment (IA) [1]. However, by orthogonal resource allocation, e.g., TDMA, FDMA, just  $\frac{1}{K}$  DoF per-user can be obtained. Notice that, DoF define the number of independent interference-free streams, that is decoded with arbitrarily small error rate (DoF approximates the channel capacity at very high signal-to-noise ratio (SNR)). This strong result motivates many researchers to study co-band communication potentials. This inspired the authors in [2], [3] to study DoF of the partial interference multiple access channel (PIMAC), and the X-channel, respectively. However, these results require perfect and global time-variant channel state information (CSI) in which is not feasible practically. The authors in [4] investigated the DoF of the 3-user time-invariant interference channel (IC). They showed that by improper Gaussian signaling (IGS) over multiple temporal dimensions (an extended symbol in time) and interference alignment (IA) 1.2 sum-degrees of freedom (sum-DoF) is achievable, which is again higher than sum-DoF achievable of 1 by orthogonal resource allocation procedures. Remember, that this transmission scheme (IGS, IA) achieves the 3-user IC

capacity at very high SNR. Hence, it is of interest to investigate the performance of this scheme at arbitrarily low SNR.

In low SNR regime, sacrificing signal dimension for aligning the interference is not necessarily the optimal strategy. Hence, depending on the SINR, the signal space can be exploited more efficiently in order to optimize utility. Due to the fact that IGS includes PGS as a special case (uncorrelated real and imaginary components with equal power), IGS performs always better or at least as good as conventional proper Gaussian signaling (PGS) at any interference regime. The authors in [5] show the benefits of IGS in 2-user IC. Moreover, the authors in [6] investigate the achievable rate region of IGS in K-user IC. The authors in [7] highlight the power efficiency of IGS in MIMO full-duplex relaying for K-user interference networks. The rate-energy region of a two-tier network is investigated in [8]. Moreover, the efficiency of IGS alongside symbol extension is studied from the energy efficiency perspective in [9]. In this paper, we investigate an uplink channel in multiple adjacent cells. In such a channel, the desired signals within a cell is interfered with the inter-cell interference from the neighboring cells. This channel is called interference multiple-access channel (IMAC) throughout the paper, Fig. 1. The authors in [10], [11] study the generalized degrees of freedom (GDoF) of deterministic and Gaussian IMAC. Moreover, the GDoF region of the partial IMAC is investigated in [12].

Exploiting IGS over an extended symbol, we investigate the power efficiency of the IMAC. The power minimization problem is cast under rate constraints. The obtained optimization problem turns out to be a difference of convex (DC) program. We approximate the non-convex set with a convex set which lies in its interior, where the approximation gap reduces iteratively. Interestingly, we observe that, by improper signaling and symbol extension, the required power for achieving demanded rates is significantly reduced. For instance, in strong interference scenarios, compared to PGS almost 4 times less sum-power is required to achieve 0.6 bit per channel use (bit/cu) by IGS over an extended symbol of length 2.

### A. Notation

Throughout the paper, we represent vectors in boldface lower-case letters while matrices are expressed in boldface upper-case.  $\text{Tr}(\mathbf{A})$ ,  $|\mathbf{A}|$ ,  $\mathbf{A}^H$ ,  $\mathbf{A}^T$ ,  $\mathbf{A}^{-1}$  represent the trace, determinant, hermitian, transpose and inverse of matrix  $\mathbf{A}$ , respectively.  $\mathbf{I}_N$  denotes the identity matrix of size  $N$ . The notation  $\otimes$  represents Kronecker product of two matrices. The cardinality of set  $\mathcal{A}$  is represented by  $|\mathcal{A}|$ .

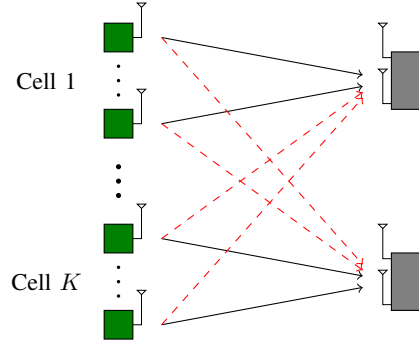


Fig. 2. Interference multiple access channel (IMAC).

## II. SYSTEM MODEL

We consider a cellular network, where multiple single-antenna mobile stations (MS) are located in  $K$  cells. Each cell is equipped with an access-point with  $M$  antennas, Fig. 2. The received signal at the  $k$ th access-point and at time instant  $n$  is given by

$$\mathbf{y}_k(n) = \sum_{j=1}^{|\mathcal{I}_k|} \mathbf{h}_{kj} x_{j_k}(n) + \sum_{\substack{l=1 \\ l \neq k}}^K \sum_{j=1}^{|\mathcal{I}_l|} \mathbf{h}_{kj_l} x_{j_l}(n) + \mathbf{w}_k(n), \quad (1)$$

where the set of MSs at the  $k$ th cell is represented by  $\mathcal{I}_k$ , so that the cardinality of this set represents the number of users in that cell. The channel from  $j$ th MS located in the  $l$ th cell to the BS in the  $k$ th cell is depicted by  $\mathbf{h}_{kj_l} \in \mathbb{C}^M$ , which is globally known and is assumed to have sufficiently large coherence time. The receiver additive noise at the  $k$ th BS is represented by  $\mathbf{w}_k \in \mathbb{C}^M$ , which is assumed to follow proper Gaussian distribution with mean zero and covariance  $\sigma_k^2 \mathbf{I}_M$ , i.e.,  $\mathbf{w}_k \sim \mathcal{CN}(\mathbf{0}, \sigma_k^2 \mathbf{I}_M)$ . The transmit signal from  $j$ th MS located at the  $k$ th cell at time instant  $n$  is depicted by  $x_{j_k}(n) \in \mathbb{C}$ , which is from the Gaussian codebook with variance  $p_{j_k}$ . In order that,  $k$ th BS extract the information individual information contents from the received signal, they apply linear post-processing (for complexity issues, we limit the BSs to perform linear post-processing). Hence, the signal component of the  $i$ th MS in the  $k$ th cell is given by

$$y_{ki_k}(n) = \mathbf{u}_{ki_k}^H \mathbf{y}_k(n). \quad (2)$$

Here, the BSs exploit minimum mean-squared error (MMSE) reception alongside successive interference cancellation. Hence, the post-processing vector is formulated as

$$\mathbf{u}_{ki_k} = \Sigma_{ki_k}^{-1} \mathbf{h}_{ki_k}, \quad (3)$$

where  $\Sigma_{ki_k}$  is the covariance matrix of the interference-plus-noise observed while decoding the

signal of  $i$ th user in the  $k$ th cell. This covariance matrix is readily given by

$$\Sigma^{ki_k} = \underbrace{\sum_{j=i+1}^{|\mathcal{I}_k|} p_{j_k} \mathbf{h}_{kj_k} \mathbf{h}_{kj_k}^H}_{\text{intra-cell interference}} + \underbrace{\sum_{\substack{l=1 \\ l \neq k}}^K \sum_{j=1}^{|\mathcal{I}_l|} p_{j_l} \mathbf{h}_{kj_l} \mathbf{h}_{kj_l}^H}_{\text{inter-cell interference}} + \sigma^2 \mathbf{I}_M, \quad (4)$$

where the intra-cell interference effect is alleviated by successive cancellation ( $j = i + 1$  in the first term).

Now, after post-processing at the BSs, we define equivalent channel and noise as

$$g_{kj_l} = \mathbf{u}_{kj_k}^H \mathbf{h}_{kj_l}, \quad \forall j \in \mathcal{I}_l, l \in \mathcal{K}, \quad (5)$$

$$w_{ki_k} = \mathbf{u}_{ki_k}^H \mathbf{w}_k, \quad \forall i \in \mathcal{I}_k, k \in \mathcal{K}, \quad (6)$$

respectively. Notice that,  $g_{kj_l}$  and  $w_{ki_k}$ , are functions of  $p_{i_k}$ ,  $\forall i_k \in \mathcal{I}_k, k \in \mathcal{K}$ , due to (4). However, we assume that the transmit power is not known at the BS, hence the BS ignores the transmit power at the processing stage, i.e., in  $\Sigma^{ki_k}$ . After post-processing, the uplink SIMO channel is represented as an equivalent SISO given by

$$y_{ki_k}(n) = \sum_{j=1}^{|\mathcal{I}_k|} g_{kj_k} x_{j_k}(n) + \sum_{\substack{l=1 \\ l \neq k}}^K \sum_{j=1}^{|\mathcal{I}_l|} g_{kj_l} x_{j_l}(n) + w_{ki_k}(n). \quad (7)$$

We represent the complex-valued equivalent SISO channel, by its real-valued model. This can be done by stacking the real and imaginary components of the transmit and received signal into vectors. Hence, we define

$$\hat{\mathbf{y}}_{ki_k}(n) = [\Re(y_{ki_k}(n)) \quad \Im(y_{ki_k}(n))]^T, \quad (8)$$

$$\hat{\mathbf{x}}_{i_k}(n) = [\Re(x_{i_k}(n)) \quad \Im(x_{i_k}(n))]^T, \quad (9)$$

$$\hat{\mathbf{w}}_{ki_k}(n) = [\Re(w_{ki_k}(n)) \quad \Im(w_{ki_k}(n))]^T. \quad (10)$$

Then, the real-valued equivalent channel input-output relationship is formulated as

$$\hat{\mathbf{y}}_{ki_k}(n) = \sum_{j=1}^{|\mathcal{I}_k|} \mathbf{G}_{kj_k} \hat{\mathbf{x}}_{j_k}(n) + \sum_{\substack{l=1 \\ l \neq k}}^K \sum_{j=1}^{|\mathcal{I}_l|} \mathbf{G}_{kj_l} \hat{\mathbf{x}}_{j_l}(n) + \hat{\mathbf{w}}_{ki_k}(n), \quad (11)$$

where the real-valued equivalent channel matrix is given by

$$\mathbf{G}_{kj_l} = \begin{bmatrix} \Re(g_{kj_l}) & -\Im(g_{kj_l}) \\ \Im(g_{kj_l}) & \Re(g_{kj_l}) \end{bmatrix}. \quad (12)$$

Suppose that, the channel is time-invariant over  $N$  time instants. Then, the received signal vector over these  $N$  time instants is given by

$$\bar{\mathbf{y}}_{ki_k} = \sum_{j=1}^{|\mathcal{I}_k|} \bar{\mathbf{G}}_{kj_k} \bar{\mathbf{x}}_{i_k} + \sum_{\substack{l=1 \\ l \neq k}}^K \sum_{j=1}^{|\mathcal{I}_l|} \bar{\mathbf{G}}_{kj_l} \bar{\mathbf{x}}_{j_l} + \bar{\mathbf{w}}_{ki_k}, \quad (13)$$

where  $\bar{\mathbf{G}}_{kj_l} = \mathbf{I}_N \otimes \mathbf{G}_{kj_l}$ , and

$$\bar{\mathbf{y}}_{ki_k} = [\hat{\mathbf{y}}_{ki_k}(1)^T, \dots, \hat{\mathbf{y}}_{ki_k}(N)^T]^T, \quad (14)$$

$$\bar{\mathbf{x}}_{i_k} = [\hat{\mathbf{x}}_{i_k}(1)^T, \dots, \hat{\mathbf{x}}_{i_k}(N)^T]^T, \quad (15)$$

$$\bar{\mathbf{w}}_{ki_k} = [\hat{\mathbf{w}}_{ki_k}(1)^T, \dots, \hat{\mathbf{w}}_{ki_k}(N)^T]^T. \quad (16)$$

In the real-valued equivalent MIMO channel represented in (13), the achievable rate for the message of the  $i$ th user in the  $k$ th cell is bounded as (17) on top of the next page [13]. In (17), the transmit covariance matrix of the  $i$ th MS in the  $k$ th cell is denoted by  $\mathbf{Q}_{i_k}$ , i.e.,  $\mathbf{Q}_{i_k} = \mathbb{E}\{\bar{\mathbf{x}}_{i_k} \bar{\mathbf{x}}_{i_k}^H\}$ . This covariance matrix captures the joint design is signal-space and time.

In the next section we formulate the sum-power minimization problem.

### III. POWER MINIMIZATION PROBLEM

Consider that, the users in all cells have particular quality of service (QoS) demands. Then, it is of crucial importance to fulfill these demands by efficient resource allocation procedure. These demands might not be satisfied by the available resources, which renders the demands to be infeasible.

**Remark 1.** *The QoS demands of the users might not be feasible by the available transmit power budget by classical proper Gaussian signaling. However, improper Gaussian signaling over an extended symbol makes more efficient use of the transmit power budget and enhances the achievable rates, which could meet the rate demands.*

In this paper, the QoS demands are reflected by information rates. Hence, the sum-power minimization under rate demands is cast as

$$\min_{\mathbf{Q}_{i_k}, \forall i \in \mathcal{I}_k, k \in \mathcal{K}} \sum_{k=1}^K \sum_{i=1}^{|\mathcal{I}_k|} \text{Tr}(\mathbf{Q}_{i_k}) \quad (18)$$

$$\text{subject to } \bar{R}_{i_k} \geq \psi_{i_k}, \quad \forall i, k \quad (18a)$$

$$\text{Tr}(\mathbf{Q}_{i_k}) \leq P_{i_k}, \quad \forall i, k \quad (18b)$$

$$\mathbf{Q}_{i_k} \succeq 0, \quad \forall i, k \quad (18c)$$

$$\mathbf{Q}_{i_k} \in \mathbb{S}^{2N \times 2N}, \quad \forall i, k, \quad (18d)$$

where  $\psi_{i_k}$  represents the information rate demand of the  $i$ th MS in the  $k$ th cell. The power budget at the  $i$ th MS in the  $k$ th cell is represented by  $P_{i_k}$ . Notice that the achievable rates upperbound in (17) is depicted by  $\bar{R}_{i_k}$ . Moreover, the set of  $2N \times 2N$  symmetric matrices

$$\begin{aligned}
R_{i_k} &\leq \log_2 \left| \frac{\sigma_k^2}{2} \mathbf{I}_{2N} + \sum_{j=i}^{|\mathcal{I}_k|} \bar{\mathbf{G}}_{kjk} \mathbf{Q}_{jk} \bar{\mathbf{G}}_{kjk}^H + \sum_{\substack{l=1 \\ l \neq k}}^K \sum_{j=1}^{|\mathcal{I}_l|} \bar{\mathbf{G}}_{kjl} \mathbf{Q}_{jl} \bar{\mathbf{G}}_{kjl}^H \right| \\
&- \log_2 \left| \frac{\sigma_k^2}{2} \mathbf{I}_{2N} + \sum_{j=i+1}^{|\mathcal{I}_k|} \bar{\mathbf{G}}_{kjk} \mathbf{Q}_{jk} \bar{\mathbf{G}}_{kjk}^H + \sum_{\substack{l=1 \\ l \neq k}}^K \sum_{j=1}^{|\mathcal{I}_l|} \bar{\mathbf{G}}_{kjl} \mathbf{Q}_{jl} \bar{\mathbf{G}}_{kjl}^H \right|
\end{aligned} \tag{17}$$

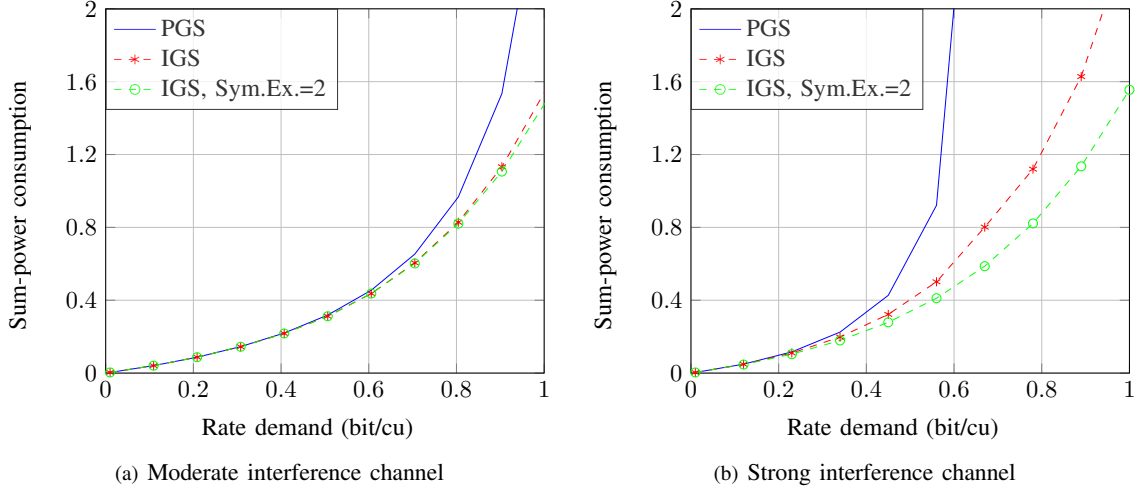


Fig. 3. Two cells, two users per cell, one antennas at the base station. Minimum power required to fulfill certain rate demands which is assumed to be equal for all users. Rate demands for all users are assumed to be equal. We assume that the channels remain constant over two symbols. The symbol extension length is represented by Sym.Ex..

is depicted by  $\mathbb{S}^{2N \times 2N}$ . Notice that,  $\mathbf{Q}_{i_k}, \forall i, \forall k$  are real-valued covariance matrices, hence, they should be symmetric positive semidefinite. The utility function in the optimization problem (18) is an affine function. However, it suffers from a non-convex domain. It is important to notice that the constraints (18b)-(18d) are convex constraints, however (18a) is a non-convex constraint. This is due to the fact that,  $R_{i_k}, \forall i, k$ , are the difference between concave functions as in (17). This renders the sum-power minimization problem in to a difference of concave (DC) program. In this paper, we exploit an iterative algorithm to obtain an efficient sub-optimal solution.

**Remark 2.** *The rank of the sub-optimal solution captures the trade-off between multiplexing and diversity gains in the real-valued equivalent MIMO channel. For instance, a full-rank solution utilizes all real-valued equivalent MIMO degrees of freedom (DoF).*

Remember that, the two log-determinant functions in (17) are concave in  $\mathbf{Q}_{i_k}$ . By linearizing the second term the whole expression becomes a concave function in  $\mathbf{Q}_{i_k}$ . Defining the received signal and the interference-plus-noise covariance matrices as

$$\begin{aligned}
\mathbf{A}_{i_k} &= \frac{\sigma_k^2}{2} \mathbf{I}_{2N} + \sum_{j=i}^{|\mathcal{I}_k|} \bar{\mathbf{G}}_{kjk} \mathbf{Q}_{jk} \bar{\mathbf{G}}_{kjk}^H + \sum_{\substack{l=1 \\ l \neq k}}^K \sum_{j=1}^{|\mathcal{I}_l|} \bar{\mathbf{G}}_{kjl} \mathbf{Q}_{jl} \bar{\mathbf{G}}_{kjl}^H, \\
\mathbf{B}_{i_k} &= \frac{\sigma_k^2}{2} \mathbf{I}_{2N} + \sum_{j=i+1}^{|\mathcal{I}_k|} \bar{\mathbf{G}}_{kjk} \mathbf{Q}_{jk} \bar{\mathbf{G}}_{kjk}^H + \sum_{\substack{l=1 \\ l \neq k}}^K \sum_{j=1}^{|\mathcal{I}_l|} \bar{\mathbf{G}}_{kjl} \mathbf{Q}_{jl} \bar{\mathbf{G}}_{kjl}^H,
\end{aligned}$$

respectively, and getting inspired from Fenchel's inequality and the concept of conjugate function, we obtain the following upper-bound [14]

$$\log_2 |\mathbf{B}_{i_k}| \leq \log_2 |\mathbf{\Gamma}_{i_k}| + \text{Tr}(\mathbf{\Gamma}_{i_k}^{-1} \mathbf{B}_{i_k}) - \sigma_k^2 N, \tag{19}$$

where the auxiliary matrix variables  $\mathbf{\Gamma}_{i_k}, \forall i, k$  expand the optimization domain. The upper-bound gap in (19) closes at optimal  $\mathbf{\Gamma}_{i_k}, \forall i, k$ , which is  $\mathbf{\Gamma}_{i_k}^* = \mathbf{B}_{i_k}$ . Exploiting this upper-bound, the achievable rates upper-bound i.e.,  $R_{i_k} \leq \bar{R}_{i_k}$ , is lower-bounded as

$$\begin{aligned}
\bar{R}_{i_k} &= \log_2 |\mathbf{A}_{i_k}| - \log_2 |\mathbf{B}_{i_k}| \\
&\geq \log_2 |\mathbf{A}_{i_k}| - \log_2 |\mathbf{\Gamma}_{i_k}| - \text{Tr}(\mathbf{\Gamma}_{i_k}^{-1} \mathbf{B}_{i_k}) + \sigma_k^2 N \\
&:= \bar{R}_{i_k}^{<LB>},
\end{aligned} \tag{20}$$

where given any  $\mathbf{\Gamma}_{i_k}$ , the rates upper-bound  $\bar{R}_{i_k}$  is lower-bounded by a concave expression in  $\mathbf{Q}_{i_k}$ . Now,

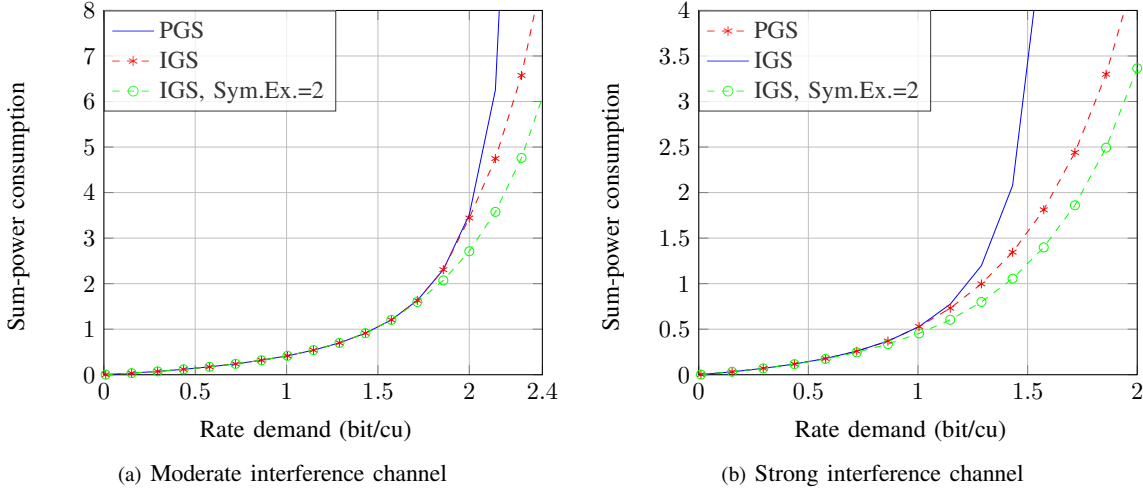


Fig. 4. Two cells, two users per cell, two antennas at the base station. Minimum power required to fulfill certain rate demands which is assumed to be equal for all users. Rate demands for all users are assumed to be equal. We assume that the channels remain constant over two symbols. The symbol extension length is represented by Sym.Ex..

the optimization problem (18) is formulated as

$$\begin{aligned} \min_{\Gamma_{i_k}, \mathbf{Q}_{i_k}, \forall i \in \mathcal{I}_k, k \in \mathcal{K}} & \sum_{k=1}^K \sum_{i=1}^{|\mathcal{I}_k|} \text{Tr}(\mathbf{Q}_{i_k}) & (21) \\ \text{subject to} & \bar{R}_{i_k}^{<LB>} \geq \psi_{i_k}, \forall i, k & (21a) \\ & (18b) - (18d). & (21b) \end{aligned}$$

**Remark 3.** *The two problems (18) and (21) are equivalent and both non-convex. However, the constraint set of the optimization problem (21) is a convex set for any given  $\Gamma_{i_k}, \forall i, k$ .*

**Lemma 1.** *If the optimization problem (21) for any given  $\Gamma_{i_k}, \forall i, k$  is feasible, the solution is achievable for the original problem.*

*Proof.* By exploiting the lower-bound in (20) for the achievable rates, the non-convex set of (18) is converted to a convex subset that belongs to the interior of the non-convex set of (18). Suppose that, the feasible sets of problems (18) and (21) are represented by  $\mathcal{S}$  and  $\mathcal{S}'$ , respectively. Then,

$$\mathcal{S}' \subset \text{int}(\mathcal{S}). \quad (22)$$

Hence any solution that is feasible for problem (21), is feasible and achievable for problem (18).  $\square$

Notice that, multiple candidates exist for the set  $\mathcal{S}'$ , due to the degrees of freedom granted by the choice of  $\Gamma_{i_k}, \forall i, k$ . Hence, smart choice for  $\Gamma_{i_k}, \forall i, k$  is necessary for the feasibility of the problem and its fast convergence. Let us recall that, the upper-bound gap in (19) closes at a particular  $\Gamma_{i_k}, \forall i, k$ , which is hermitian positive semi-definite, i.e.,  $\Gamma_{i_k}^* = \mathbf{B}_{i_k}$ . Hence, a realization from the positive semidefinite cone increases the possibility of non-empty feasible

set. Suppose that, for given  $\Gamma_{i_k}$  the feasible set is non-empty (a power solution exists to fulfill the constraint set, though sub-optimal). Then by obtaining the sub-optimal solution, a better approximation for  $\Gamma_{i_k}$  can be delivered, which is used in the next iteration to obtain a better sub-optimal power solutions to satisfy the rate demands. In what follows, we present the numerical results and discuss the observations and insights.

#### IV. NUMERICAL RESULTS

We consider two channel realizations, which are the candidates of moderate and strong interference regimes. By strong interference regime, we mean that the interfering channel strength is almost at the same order of the desired channels. However, by moderate interference we mean that the interference channel is almost half the strength of the desired channels. The variance of the complex-valued noise at the receiver is assumed to be unity. We consider two active users in two adjacent cells. Furthermore, we consider two following cases,

- I) only one antenna at the base station,
- II) two antennas at the base station.

The minimum sum-power consumption for achieving certain rate demands for the users is depicted in Fig. 3 and Fig. 4 for single-antenna and two antennas base stations, respectively. One common and important observation is that, the performance of improper Gaussian signaling overcomes proper Gaussian signaling at low rate demands, when the interference becomes stronger, Fig. 3, Fig. 4. Similar observation can be made for the performance of improper Gaussian signaling alongside symbol extensions. It is also important to notice that, by proper Gaussian signaling higher rate demands can not be fulfilled even with very high

power, however by improper Gaussian signaling and symbol extensions high rate demands are also achievable. In the case of single-antenna base stations, having moderate interference regime, improper signaling improves the power efficiency of the channel, however symbol extension over two time slots is not helpful in power reduction. This can be observed in Fig. 3(a). In strong interference regime, the efficiency of improper Gaussian signaling is outstanding, moreover, by joint precoding in two time slots, the power efficiency can be even more improved. Apparently by increasing the number of antennas at the base stations higher information rates can be achievable (in our simulations, we assume that the channel toward the antennas support uncorrelated observations at the antennas). This can be noticed by comparing Fig. 3 and Fig. 4.

## V. CONCLUSION

In this paper, we investigated the power efficiency of improper Gaussian signaling over an extended symbol in cellular uplink channels. The non-convex power minimization problem under rate demands turns out to be a non-convex problem (a DC program), which is efficiently solved in polynomial time. Due to the interference from the neighboring cells, the system falls into a interference-limited regime. In this case, rather than noise, the interference is the higher rate achieving barrier. Depending on the interference regime (moderate or high interference regimes), we observed that higher rate demands are not achievable even if the mobile stations have a very high power budget. However, these rates are achievable if they utilize improper Gaussian signaling alongside an extended symbol. Moreover, we observed that, improper Gaussian signaling and symbol extensions are beneficial both in single antenna and multi-antenna base stations in MAC with inter-cell interference.

## REFERENCES

- [1] V. R. Cadambe and S. A. Jafar, "Interference Alignment and Degrees of Freedom of the  $K$ -User Interference Channel," *IEEE Transactions on Information Theory*, vol. 54, no. 8, pp. 3425–3441, Aug 2008.
- [2] A. Chaaban and A. Sezgin, "Interference alignment and neutralization in a cognitive 3-user mac-interference channel: degrees of freedom," in *2011 12th Canadian Workshop on Information Theory*, May 2011, pp. 26–29.
- [3] S. A. Jafar and S. Shamai, "Degrees of Freedom Region of the MIMO  $X$  Channel," *IEEE Transactions on Information Theory*, vol. 54, no. 1, pp. 151–170, Jan 2008.
- [4] V. Cadambe, S. A. Jafar, and C. Wang, "Interference Alignment with Asymmetric Complex Signaling-Settling the Host-Madson Nosratinia Conjecture," *IEEE Transactions on Information Theory*, vol. 56, no. 9, Sep. 2010.
- [5] Z. K. M. Ho and E. Jorswieck, "Improper Gaussian Signaling on the Two-User SISO Interference Channel," *IEEE Transactions on Wireless Communications*, vol. 11, no. 9, Sep. 2012.
- [6] Y. Zeng, C. M. Yetis, E. Gunawan, Y. Guan, and R. Zhang, "Transmit Optimization with Improper Gaussian Signaling for Interference Channels," *IEEE Transactions on Signal Processing*, vol. 61, no. 11, June 2013.

- [7] A. Kariminezhad, A. Sezgin, and M. Pesavento, "Power efficiency of improper signaling in MIMO full-duplex relaying for  $K$ -user interference networks," in *2017 IEEE International Conference on Communications (ICC)*, May 2017, pp. 1–6.
- [8] A. Kariminezhad and A. Sezgin, "Harvesting the (Self-)Interference in Heterogeneous Full-Duplex Networks For Joint Rate-Energy Optimization," *CoRR*, vol. abs/1603.00203, 2016. [Online]. Available: <http://arxiv.org/abs/1603.00203>
- [9] A. Kariminezhad, A. Chaaban, and A. Sezgin, "Improper signaling and symbol extensions: How far can we go with Gaussian P2P codebooks in the interfering MAC with TIN?" *CoRR*, vol. abs/1607.01995, 2016. [Online]. Available: <http://arxiv.org/abs/1607.01995>
- [10] R. Fritschek and G. Wunder, in *2014 IEEE Information Theory Workshop (ITW 2014)*, title=.
- [11] Y. Pang and M. K. Varanasi, "Approximate Capacity Region of the MAC-IC-MAC," *CoRR*, vol. abs/1604.02234, 2016. [Online]. Available: <http://arxiv.org/abs/1604.02234>
- [12] S. Gharekhloo, A. Chaaban, and A. Sezgin, "Expanded GDoF-optimality Regime of Treating Interference as Noise in the  $M \times 2$  X-Channel," *IEEE Transactions on Information Theory*, vol. 63, no. 1, pp. 355–376, Jan 2017.
- [13] E. Telatar, "Capacity of multi-antenna Gaussian channels," *European Transactions on Telecommunications, ETT*, vol. 10, no. 6, Nov. 1999.
- [14] S. Boyd and L. Vandenberghe, *Convex Optimization*. Cambridge, U.K.: Cambridge Univ. Press.