

Energy Efficient Distributed Worst Case Robust Power Allocation in Massive MIMO

Saeed Sadeghi Vilni and Hossein Nouri

Abstract

This letter proposes an energy efficient distributed worst case robust power allocation in massive multiple input multiple output (MIMO) system. We assume a bounded channel state information (CSI) error and all channel lie in some bounded uncertainty region. The problem is formulated as max-min one with infinite constraint. At first, we solve inner problem with triangle and Cauchy-Schwarz inequality, then by fractional programming and successive convex approximation (SCA) technique problem transfers to a convex optimization. Finally closed form transmit power is obtained with distribution way. Simulation results demonstrate proposed algorithm convergence and validate robust power allocation. Also appropriate number of transmit antenna to have maximum energy efficiency in simulation result is shown.

Index Terms

Energy efficiency, massive MIMO, robust, worst case, SCA.

I. INTRODUCTION

Massive MIMO is one of main technology that candidate for next generation. Massive MIMO enhance spectral and energy efficiency regards to accessing CSI for efficient beamforming and appropriate number of transmit antenna to get high energy efficiency. Energy efficiency defined as spectral efficiency to power consumption ratio [1]. By increasing the number of transmit antenna spectral efficiency is increased while circuit power consumption is also increased. So if circuit power consumption don't considered in total power consumption, optimal number of transmit antenna is infinity [2]. To estimate channel, users in

S. Sadeghi was with the Department of Electrical and Computer Engineering, Tarbiat Modares, Tehran, Iran (e-mail: saeed.sadeghi@modares.ac.ir).

H. Nouri is with the Department of Electrical and Computer Engineering, Tarbiat Modares, Tehran, Iran (email: hossein.noori2010@yahoo.com).

any cell send pilot to own base station (BS) then BS estimate users channel. In practice, the number of orthogonal pilot sequences are limited so users use pilots that are non-orthogonal related to users in the other cells. Thus precision of channel estimated, due to inter cell interference for users which utilizing non-orthogonal pilots, is decreased. This issue is named pilot contamination [3].

In [4]-[8] energy efficient power allocation in a massive MIMO system for different scenarios are studied, where authors in [4]-[6] consider pilot contamination but do not robust design. Total power consumption in [7]-[8] is not determined properly. Circuit power consumption do not considered in [7] and assuming constant in [8] where circuit power consumption is a function of number of transmit antenna.

In this letter energy efficiency maximization problem with circuit power consumption and pilot contamination considered which transmit power is designed robustly. We formulate optimization problem to maximize the minimum energy efficiency related to channel estimation error bound and under constraint on power transmit and meet QoS. After finding minimum of energy efficiency respect to uncertainty region of estimation error we find optimal transmit power to maximize energy efficiency, and finally, an algorithm to find optimal transmit power is proposed. To find optimal number of transmit antenna, maximum energy efficiency regards to optimization problem for different transmit antenna is plotted. Simulation result validate effectiveness and convergence of algorithm.

Notation: The superscript H stand for conjugate transpose. I_K is the $K \times K$ identity matrix and 0_L is the $L \times 1$ all zero vector. $\|\cdot\|$ represents Euclidean norm and $(x)^+ = \max(0, x)$. $\mathbf{n} \sim \mathcal{CN}(0, \mathbf{C})$ means probability density function of zero mean complex Gaussian vector with covariance matrix \mathbf{C} .



Fig. 1. TDD protocol for massive MIMO in a coherent interval

II. SYSTEM MODEL

We consider the downlink of a multi-cell network with L cells, where any cells utilize from massive MIMO. BS have M antenna with a linear configuration, and any BS serves K single antenna users where randomly located in each cell. All BSs and users use from a time frequency resource and operate in time division duplex (TDD) mode as shown in figure 1.

A. Channel Model

In the part of uplink pilot in coherent interval, any user sends τ pilot symbols with the power q and then each BSs estimate the channels of its users. The pilot sequence of cell l represented by a $K \times \tau$ matrix S_l . Pilot sequence of a cell users are orthogonal then $S_l S_l^H = I_K$. Due to pilot reuse multiple of S_i for different cell is not always zero. The received signal at BS i is represented by an $M \times \tau$ matrix Y_i as

$$Y_i = \sqrt{q} H_i S + Z_i \quad (1)$$

Where $S = [S_1; \dots; S_L] \in C^{(K \times L) \times \tau}$ and $H_i \in C^{M \times (K \times L)}$ is the channel matrix between all the users and i th BS, whose k th column of H_i is h_{ilk} represent the gains of the channels from user k in cell l to BS i and $h_{ilk} = \sqrt{\beta_{ilk}} g_{ilk}$; where β_{ilk} is large scale fading involve path loss and shadowing and g_{ilk} is small scale fading with $\mathcal{CN}(0, 1)$ distribution. Z_i is an additive noise matrix with independent identically distributed and complex Gaussian random variable with zero mean and unit variance entries.

By using a linear filter, estimated channel is $\hat{H}_i = \frac{1}{\sqrt{q}} Y_i S^H$ and $h_{ilk} = \sqrt{\beta_{ilk}} \hat{g}_{ilk}$ where distribution of \hat{g}_{ilk} is $\mathcal{CN}(0_M, (\sum_{l=1}^L \beta_{ilk} + 1) I_M)$. It is obvious that estimated channel is not adopt to real channel h_{ilk} which lead to estimation error is denoted by Δ , therefore real channel can be written as follows

$$h_{ilk} = \hat{h}_{ilk} + \Delta \quad (2)$$

We assume that the actual channel h_{ilk} lies on the neighborhood of estimated channel \hat{h}_{ilk} that is known to the transmitter. We consider that h_{ilk} is in the uncertainty region R with radius \sqrt{a} that define as the following ellipsoid

$$R = \{\Delta : \|\Delta\|^2 < a\} \quad (3)$$

B. Power Consumption

The network power consumption is include transmit power, circuit power of transmitters and users. Circuit Power consumption in BS has two parts, first part is constant power consumption P^{fix} , this part involves site cooling, control signaling, backhaul, local oscillator, channel estimation and processors [2]. Second part involves required power for any antenna to run which shown with P^{pa} . Also we consider transceiver required power of of each user P^{pu} . Thus the circuit power consumption of each cell P_l^c expressed as

$$P_l^c = P^{fix} + M P^{pa} + K P^{pu} \quad (4)$$

C. Energy Efficiency

By the estimated channel and use of maximum ratio transmitter beamformer, beamforming vector for m th user in the j th cell that be expressed as

$$w_{jm} = \frac{\hat{h}_{jjm}^H}{\|\hat{h}_{jjm}\|} \quad (5)$$

the received signal at m th user in the cell j given by

$$y_{jm} = \sqrt{p_{jm}} w_{jm} h_{jjm} s_{jm} + \sum_{l=1, l \neq j}^L \sum_{k=1, k \neq m}^K \sqrt{p_{lk}} w_{lk} h_{ljm} s_{lk} + n_{jm} \quad (6)$$

where p_{lk} and s_{lk} represent transmit power and data symbol for user k in the cell l respectively the n_{jm} is noise at the m th user in the j th cell and assume noise power is N_0 . Received signal to interference plus noise ratio (SINR) of user m in cell j is obtained by

$$\gamma_{jm} = \frac{p_{jm} \|w_{jm} h_{jjm}\|^2}{\sum_{l=1}^L \sum_{k=1, k \neq m}^K p_{lk} \|w_{lk} h_{ljm}\|^2 + N_0} \quad (7)$$

then we can express the data rate for this user as

$$r_{jm} = B \log_2(1 + \Gamma \gamma_{jm}) \quad (8)$$

where B is channel bandwidth and $\Gamma = \frac{-2}{3 \ln(5e)}$ is SINR gap between Shannon channel capacity and practical situation, where e is target bit error rate [9]. Thus energy efficiency of the whole network expressed as

$$\eta = \frac{\sum_{l=1}^L \sum_{k=1}^K r_{lk}}{\sum_{l=1}^L \sum_{k=1}^K p_{lk} + \sum_{l=1}^L P_l^c} \quad (9)$$

D. Optimization Problem

Based on worst case optimization, the energy efficiency maximization problem expressed as

$$\begin{aligned} \max_{\mathbf{P}} \min_{\Delta} \quad & \eta \\ \text{s.t.} \quad & C1 : \sum_{k=1}^K p_{lk} \leq P^{max} \\ & C2 : r_{lk} \geq R^{min} \\ & C3 : \|\Delta\|^2 \leq a \end{aligned} \quad (10)$$

The goal of optimization problem is to find transmit power $\mathbf{P} = [P_1, \dots, P_L]$ where $P_l = [p_{l1}, \dots, p_{lK}]$, which optimize the worst energy efficiency for errors are in the uncertainty region. The optimization constraints are C_1 that shows maximum transmit power for each cell, C_2 shows minimum data rate requirements for any user and C_3 shows uncertainty region.

III. SOLUTION

To solve the max-min problem, first inner minimization problem then the outer maximization are solved respectively.

A. Worst Case SINR

SINR is a fractional function of Δ , thus to find minimum of SINR over uncertainty region we find minimum of the numerator and maximum of the denominator in uncertainty region. First we consider triangle inequality as follows

$$\begin{aligned} \|w_{jm}(\hat{h}_{jjm} + \Delta)\|^2 &\geq \|w_{jm}\hat{h}_{jjm}\|^2 - \|w_{jm}\Delta\|^2 \\ \|w_{jm}(\hat{h}_{jjm} + \Delta)\|^2 &\leq \|w_{jm}\hat{h}_{jjm}\|^2 + \|w_{jm}\Delta\|^2 \end{aligned} \quad (11)$$

respect to Cauchy-Schwarz inequality and $\|\Delta\|^2 \leq a$ we have

$$\|w_{jm}\Delta\|^2 \leq \|w_{jm}\|^2 \|\Delta\|^2 \leq a \|w_{jm}\|^2 \quad (12)$$

According to inequalitys given in (11) and (12) minimum SINR of user m in cell j , γ_{jm}^{min} is computed as

$$\gamma_{jm}^{min} = \frac{p_{jm}(\|w_{jm}\hat{h}_{jjm}\|^2 - a\|w_{jm}\|^2)^+}{\sum_{l=1}^L \sum_{k=1, \neq m}^K p_{lk}(\|w_{lk}\hat{h}_{ljm}\|^2 + a\|w_{lk}\|^2)^+ + N_0} \quad (13)$$

Now with minimum SINR we obtain minimum data rate R_{jm}^{min} as follows

$$r_{jm}^{min} = B \log_2(1 + \Gamma \gamma_{jm}^{min}) \quad (14)$$

Then minimum energy efficiency over uncertainty region obtained as

$$\eta^{min} = \frac{\sum_{l=1}^L \sum_{k=1}^K r_{lk}^{min}}{\sum_{l=1}^L \sum_{k=1}^K p_{lk} + \sum_{l=1}^L P_l^c} = \frac{T(\mathbf{P})}{E(\mathbf{P})} \quad (15)$$

which lead to Finally optimization problem given bellow

$$\begin{aligned} \max_{\mathbf{P}} \quad & \eta^{min} \\ \text{s.t.} \quad & C1 : \sum_{k=1}^K p_{lk} \leq P^{max} \\ & C2 : r_{lk}^{min} \geq R^{min} \end{aligned} \quad (16)$$

B. Problem Reformulation

Optimization problem is a fractional problem, thus we use fractional programming method to solve it. We assume η^* is energy efficiency in (16) when power transmit is optimal \mathbf{P}^* . Now we introduce following theorem based on [10]:

Theorem 1: The maximum energy efficiency η^* is achieved in (16) if and only if $\max_{\mathbf{P}} T(\mathbf{P}) - \eta^* E(\mathbf{P}) = T(\mathbf{P}^*) - \eta^* E(\mathbf{P}^*) = 0$ for $T(\mathbf{P}) \geq 0$ and $E(\mathbf{P}) > 0$.

Thus problem (16) changed to following optimization problem

$$\begin{aligned} \max_{\mathbf{P}} \quad & T(\mathbf{P}) - \eta E(\mathbf{P}) \\ \text{s.t.} \quad & C1 : \sum_{k=1}^K p_{lk} \leq P^{max} \\ & C2 : r_{lk}^{min} \geq R^{min} \end{aligned} \quad (17)$$

Now to solve problem (16) we should solve iteratively problem (17). For this a primary value of energy efficiency is considered to solve problem (17) then $T(\mathbf{P}) - \eta E(\mathbf{P})$ is computed, if it goes near to zero η is the optimal energy efficiency, else η is computed respect to transmit power which obtained from solving (17), and do this iteratively until $T(\mathbf{P}) - \eta E(\mathbf{P})$ goes very close to zero.

Our objective function is non convex. For transforming this problem to convex optimization one, successive convex approximation method is used [11]. In this method following lower bound is assumed

$$\log(1 + \Gamma\gamma) \geq \alpha \log(\Gamma\gamma) + \beta \quad (18)$$

and considering \mathbf{P} as $\hat{\mathbf{P}} = \log \mathbf{P}$. By utilizing SCA, optimization problem (17) transfers to a convex optimization problem. So final optimization problem expressed as

$$\begin{aligned} \max_{\hat{\mathbf{P}}} \quad & T(\hat{\mathbf{P}}) - \eta E(\hat{\mathbf{P}}) \\ \text{s.t.} \quad & C1 : \sum_{k=1}^K e^{\hat{p}_{lk}} \leq P^{max} \\ & C2 : r_{lk}^{min} \geq R^{min} \end{aligned} \quad (19)$$

For solving problem (17) problem (19) is solved iteratively that use lower bound of $r_{lk}^{min} = \alpha_{lk} \log(\Gamma\gamma_{lk}^{min}) + \beta_{lk}$ then update α_{lk} and β_{lk} in any iteration until power transmit converges. With assuming $\hat{\mathbf{P}}^0$ as optimal transmit power value in latest iteration, optimal SINR γ_{lk}^0 is computed then update α_{lk} and β_{lk} as follows

$$\begin{aligned} \alpha_{lk} &= \frac{\gamma_{lk}^0}{1 + \Gamma\gamma_{lk}^0} \\ \beta_{lk} &= \log(1 + \Gamma\gamma_{lk}^0) - \frac{\Gamma\gamma_{lk}^0}{1 + \Gamma\gamma_{lk}^0} \log(\Gamma\gamma_{lk}^0) \end{aligned} \quad (20)$$

When power transmit converge replace $\hat{\mathbf{P}}^0$ as optimal power transmit power.

C. Optimal Power Allocation

The Lagrangian function of (19) is obtained as

$$\begin{aligned} \mathcal{L}(\hat{\mathbf{P}}, \lambda_{lk}, \mu_l) &= \sum_{l=1}^L \sum_{k=1}^K r_{lk}^{min}(\hat{p}_{lk}) - \eta(\sum_{l=1}^L \sum_{k=1}^K e^{\hat{p}_{lk}} \\ &+ \sum_{l=1}^L P_l^c) + \sum_{l=1}^L \sum_{k=1}^K \lambda_{lk}(r_{lk}^{min}(\hat{p}_{lk}) - R^{min}) \\ &- \sum_{l=1}^L \mu_l(\sum_{k=1}^K e^{\hat{p}_{lk}} - P^{max}) \end{aligned} \quad (21)$$

Where λ_{lk} and μ_l are Lagrange multipliers corresponding to the two constraints. Based on the Karush-Kuhn-Tucker (KKT) conditions optimal power transmit for user m in cell j the following condition must be satisfied[12]

$$\frac{\partial \mathcal{L}(\hat{\mathbf{P}}, \lambda_{lk}, \mu_l)}{\partial \hat{p}_{jm}} = 0 \quad (22)$$

Then the optimal power transmit for user m in cell j is obtained as follows

$$p_{jm} = \left(\frac{(\lambda_{jm} + 1) \frac{B\alpha_{jm}}{\ln 2}}{\frac{B}{\ln 2} \sum_{l=1}^L \sum_{k=1, k \neq m}^K \alpha_{lk} (\lambda_{lk} + 1) \frac{z_{lk}}{I_{lk}} - (\eta + \mu_j)} \right)^+ \quad (23)$$

Where

$$z_{lk} = \|w_{jm} \hat{h}_{jlk}\|^2 + a \|w_{jm}\|^2 \quad (24)$$

$$I_{lk} = \sum_{n=1, n \neq l}^L \sum_{u=1, u \neq k}^K e^{\hat{p}_{nu}} (\|w_{nu} \hat{h}_{nlk}\|^2 + \|w_{nu}\|^2) + \|n_{lk}\|^2 \quad (25)$$

I_{lk} is estimation of Interference plus noise on user k in cell l that users compute and feed back to its BS and BSs share this value together. from Lagrange function and use subgradient method the Lagrangian multipliers can be updated according to

$$\lambda_{lk}(t+1) = (\lambda_{lk}(t) - \zeta_0 (r_{lk}^{min} - R^{min}))^+ \quad (26)$$

$$\mu_l(t+1) = (\mu_l(t) - \beta_0 (P^{max} - \sum_{k=1}^K p_{lk}))^+ \quad (27)$$

where ζ_0 and β_0 are step size and t is iteration index. finally, the algorithm of Energy Efficient Distributed Worst Case Robust Power Allocation presented in the Algorithm 1.

IV. SIMULATION RESULT

In this section we evaluate the proposed robust power allocation via simulation. First we show convergence of Algorithm 1, then compare robust and non-robust design and finally represent cost of robustness. We consider a multi-cell cellular network with $L = 3$ cells and a BS in its center. The BSs locate at the coordinate of $(0, 0)$, $(0, 1000)$ and $(0, 2000)$. We consider large scale fading as $\beta_{ilk} = \phi \left(\frac{d_0}{d_{ilk}}\right)^4$ where $\log(\phi)$ has a normal distribution with 0dB mean and 8dB variance, d_{ilk} represent distance from user k in cell l to BS i . The radius of each cell is 500 meter. In each cell there are $K = 5$ single antenna users that uniformly distributed in each cell and minimum distance of each user to its BS is $d_0 = 50$. We consider noise power $N_0 = -174$ dBm/Hz, bandwidth $B = 10$ KHz, $q = 10$ w, $R^{min} = 14$ Kbps, $P^{max} = 1$ w, $P^{fix} = 20$ w, $P^{pa} = 0.1$ w, $e = 10^{-3}$ and $P^{pu} = 0.01$ w.

Algorithm 1 Energy Efficient Distributed Worst Case Robust Power Allocation

```

1: Initialize convergence tolerance  $\epsilon$  and initialize arbitrary  $\eta(t_1) = 0$ ,  $con = 0$  and  $t_1 = 1$ 
2: repeat
3:   initialize with a feasible  $\hat{\mathbf{P}}(\mathbf{t}_2)$ , Set  $\alpha_{lk}(t_2) = 1$ ,
4:    $\beta_{lk}(t_2) = 0$  and  $t_2 = 1$ 
5:   repeat
6:     initialize arbitrary  $\lambda_{lk}$ ,  $\mu_l$ ,  $\alpha_0$  and  $\beta_0$ 
7:     repeat
8:       Compute  $I_{lk}$  by user with (25) and feed back to its BS
9:       BS  $l$  compute summation of its users  $I_{lk}$  and share with another BSs
10:      Update  $\lambda_{lk}$  and  $\mu_l$  according to (26) and (26)
11:      Compute the optimal power transmit  $\hat{\mathbf{P}}(\mathbf{t}_2 + 1)$  according to (23)
12:     until Convergence of  $\lambda_{lk}$  and  $\mu_l$ 
13:     Compute  $\gamma_{lk}(\hat{\mathbf{P}}(\mathbf{t}_2 + 1))$  and update  $\alpha_{lk}(t_2 + 1)$  and  $\beta_{lk}(t_2 + 1)$ 
14:    until convergence of  $\hat{\mathbf{P}}$ 
15:    Compute  $\eta^*$  with optimal  $\hat{\mathbf{P}}(\mathbf{t}_2 + 1)$ 
16:    if  $T(\mathbf{P}(\hat{\mathbf{t}}_2 + 1)) - \eta E(\mathbf{P}(\hat{\mathbf{t}}_2 + 1)) \leq \epsilon$  then
17:      Set  $con = 1$ 
18:      Return  $\eta^*$  as optimal energy efficiency
19:    else
20:      Set  $con = 0$ 
21:       $t_1 = t_1 + 1$ 
22:      Return  $\eta^*$  as initial  $\eta(t_1)$  in iteration
23:  until  $con = 1$ 

```

A. Convergence

In fig.2 energy efficiency under Algorithm 1 over iterations respect to $M = 100$ and three uncertainty region $a = 0, 0.01, 0.02$ is shown. The energy efficiency converge to a fixed value after three iterations. Also uncertainty region does not affect on convergence iteration number.

B. Robustness Performance

In fig.3 cumulative distribution function (CDF) of users data rate for robust and non-robust design while $R^{min} = 14Kbps$ is shown. It obvious that in robust design size of uncertainty region have conversely

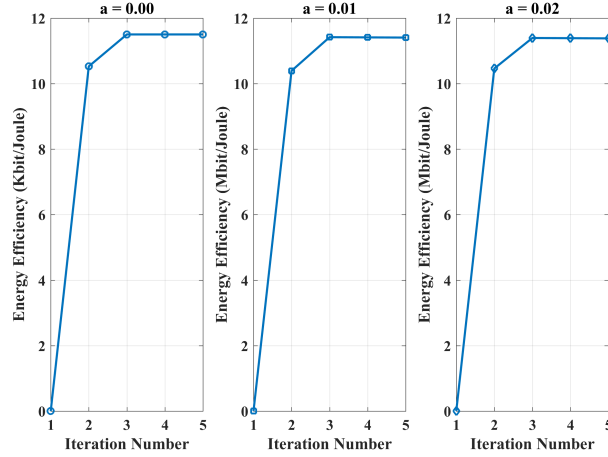


Fig. 2. Convergence of Algorithm 1 for different uncertainty region with 100 antennas

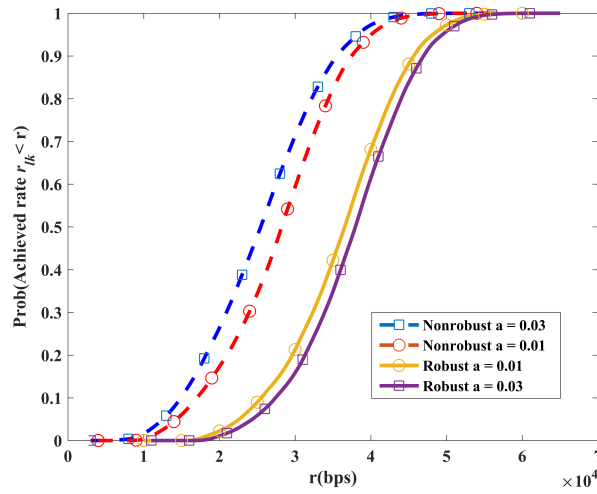


Fig. 3. Performance of robust design with $R^{min} = 12Kbps$

relationship with probability of error, and vice versa for non-robust design.

C. Cost of Robustness

In fig.4 energy efficiency under Algorithm 1 over number of transmitter antenna is evaluated. It can be shown that by increasing radius of uncertainty region energy efficiency decreases. this decrease is cost of robustness. Also energy efficiency's curve first increases for dominance spectral efficiency increasing to circuit power consumption increasing where after $M = 102$ circuit power consumption increasing

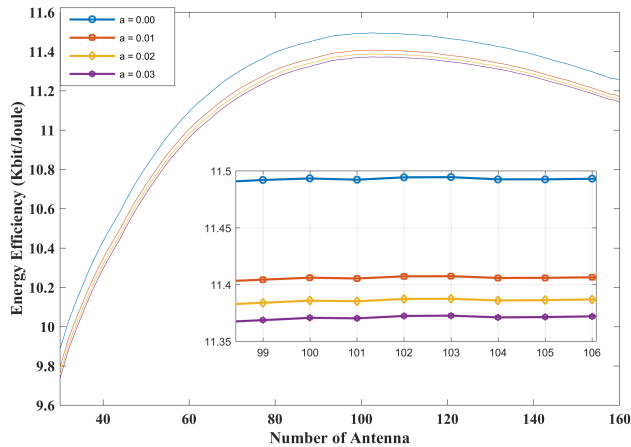


Fig. 4. Energy efficiency over number of antenna for four different uncertainty region $a = 0.00, 0.01, 0.02, 0.03$

dominance spectral efficiency increasing, so appropriate number of transmit antenna obtained equal to 102.

V. CONCLUSION

In this paper, we investigate energy efficient robust power allocation in a cellular network with massive MIMO BS. Based worst case approach we modeled channel then formulate our maximin energy efficiency problem. Max-min problem is solved in two step, first minimizing objective function on uncertainty region then maximizing on transmit power in a distributed way. Finally, a distributed robust power allocation to maximize energy efficiency proposed. Simulation result verify convergence of presented algorithm and worst case robust design performance. Also, simulation show, by increasing uncertainty region, energy efficiency is decreased and any number of transmit antenna is not appropriate

REFERENCES

- [1] S. Buzz, I. Chih-Lin, T. E. Klein, HV. Poor, C. Yang and A. Zappone, "A Survey of Energy-Efficient Techniques for 5G Networks and Challenges Ahead," *IEEE Journal on Selected Areas in Communications*, vol. 34, no. 4, pp. 697-709, Apl. 2016.
- [2] L. Zhao, K. Li, K. Zheng and M. O. Ahmad, "An analysis of the tradeoff between the energy and spectrum efficiencies in an uplink massive MIMO-OFDM system," *IEEE Transactions on Circuits and Systems II: Express Briefs*, vol. 62, no. 3, pp. 291295, Mar. 2015.
- [3] L. Lu, G. Y. Li and A. L. Swindlehurst, "An Overview of Massive MIMO: Benefits and Challenges," *IEEE Journal of Selected Topics in Signal Processing*, vol. 8, no. 5, pp. 742-758, Apl. 2014.
- [4] E. Bjrnson, L. Sanguinetti, J. Hoydis, M. Debbah, "Optimal Design of Energy-Efficient Multi-User MIMO Systems: Is Massive MIMO the Answer?," *IEEE Transactions on wireless Communication*, vol. 14, no. 6, pp. 3059-3075, June 2015.

- [5] H. Q. Ngo, E. G. Larsson, and T. L. Marzetta, "Energy and spectral efficiency of very large multiuser MIMO systems," *IEEE Trans. Commun.*, vol. 61, pp. 14361449, Apr. 2013.
- [6] T. M. Nguyen and L. B. Le, "Joint pilot assignment and resource allocation in multicell massive MIMO network: Throughput and energy efficiency maximization," *In 2015 IEEE Wireless Communications and Networking Conference (WCNC)*, 2015, pp. 393398.
- [7] L. Zhao, H. Zhao, F. Hu, K. Zheng, and J. Zhang, "Energy efficient power allocation algorithm for downlink massive MIMO with MRT precoding," *In Vehicular Technology Conference (VTC Fall), 2013 IEEE 78th*, 2013, pp. 15.
- [8] K. Guo, Y. Guo, and G. Ascheid, "Energy-Efficient Uplink Power Allocation in Multi-Cell MU-Massive-MIMO Systems," *Proceedings of 21th European Wireless Conference*, 2015.
- [9] A. Goldsmith, *Wireless Communications*, Cambridge, U.K.: Cambridge Univ. Press, 2005.
- [10] W. Dinkelbach, "On nonlinear fractional programming," *Bulletin of the Australian Mathematical Society*, vol. 13, pp. 492498, Mar. 1967.
- [11] J. Papandriopoulos and J. S. Evans, "SCALE: A low-complexity distributed protocol for spectrum balancing in multiuser DSL networks," *IEEE Trans. Inf. Theory*, vol. 55, no. 8, pp. 37113724, Aug. 2009.
- [12] S. Boyd and L. Vandenberghe, *Convex Optimization*. Cambridge, U.K.: Cambridge Univ. Press, 2004.