

Cooperative Energy Efficient Power Allocation Algorithm for Downlink Massive MIMO

Saeed Sadeghi Vilni and Hossein Noori

Abstract

In this paper power allocation in a cellular network, which transmitter uses massive multiple input multiple output (MIMO) system was studied. As circuit power consumption is increased by the number of antenna in transmitter and users, thus, to analyze the performance of the network, energy efficiency objective function with considering circuit power consumption was selected. An energy efficiency optimization problem under both maximum transmit power and quality of service (QoS) constraints was considered. To solve this problem under cooperation between users and their base station (BS), energy efficient power allocation algorithm was proposed. In numerical result convergence of the algorithm was shown, also the appropriate number of transmit antenna and users were obtained. Finally, pilot contamination effect was evaluated, where it showed energy efficiency fell down dramatically.

Index Terms

Massive MIMO, power allocation, energy efficiency, cooperation, pilot contamination.

I. INTRODUCTION

Nowadays with rapid increase in the use of smart terminals and high data rate requirement services, traffic in cellular network greatly is increased. For these reasons in next generation of cellular network ten times the spectral efficiency and energy efficiency has been targeted [1]- [2]. Recently, massive MIMO, which use large number of transmit antenna about one hundred antennae and can enhance spectral efficiency and reliability, gain a lot of attention and it is one of promising key for next generation [3]- [4].

With a large number of transmit antenna, massive MIMO can focus energy at desired point and increasing spectral efficiency but circuit power consumption, which connected to the number of antennae, also increased. If power circuit consumption is not considered, unlimited transmit antenna is optimal number of antenna to reach maximum energy efficiency in network [5]. Hence to evaluate network

energy efficiency, which is throughput to power consumption ratio, circuit power consumption should be involved.

Resource allocation with energy efficiency objective function is one of active area of research for wireless system design during past years. In [6]- [16] an energy efficient power allocation developed. Where in [6]- [8] circuit power consumption is ignored and [9] assume a constant circuit power consumption. Another aspect, which gets a high point of importance in resource allocation is QoS. QoS constraint in addition to providing a roughly fair network leads the resource allocation in a practical way. However, in [8]- [13] QoS constraint is not considered. In [6] and [12]- [15] assume number of transmit antenna is very greater than users, where this assumption is impractical, but we consider general condition, consider any number of transmit antenna and users. Authors in [16] have an error in design, they consider imperfect channel state information (CSI), then in design utilize estimated channel and real channel together.

BS to acquire channel state information use time division duplexing (TDD) protocol as shown in figure1, where first users uplink their data then uplink a pilot sequence to BS. BS utilize the pilot, which receive from users to estimate their channel and downlink data to them. It goes without saying that to have perfect CSI, the pilots, which are sent in the same bandwidth, must be orthogonal related to them. But because of resource limitation, it is not possible for all of the users in all cells to have orthogonal pilots, therefore this pilot reused in the neighbor cell by users, that it creates pilot contamination. Pilot contamination by a bad effect on channel estimation, reduce system performance [17]. Pilot contamination in [9] and [12]- [15] is not considered too.

In this paper, we investigate energy efficient power allocation in a cellular network with large number of transmit antenna, that users cooperate with their BS. We formulate an energy efficiency maximization problem related to transmitting power with limited overall transmit power in a cell and constraint on minimum data rate should be provided for all users. Because the energy efficiency objective function is a fractional function, we use fractional programming technique to address it. With assume cooperation between users and their BS, we found a closed form optimal transmit power for users. The algorithm of cooperative energy efficient power allocation is given in Algorithm 1. Also, this work extended in multi cell case under pilot contamination considering. Finally, we evaluate purposed algorithm with simulation, which showed convergence of our iterative algorithm, and preparing a validate for our algorithm As an answer to problem. In simulation part, pilot contamination effect on energy efficiency was evaluated too.

The remainder of this paper is organized as follows. In Section II the system model is presented. In Section III the constrained energy efficient optimization problem is formulated. The solutions for these problems with detailed algorithm designs are presented in Section IV. In section V our scenario extended

to multi cell case. Numerical results are described in Section VI followed by conclusion in Section VII.

Notation: Vectors and matrices are denoted by boldface small and big letters, respectively. The superscript H stand for conjugate transpose. Euclidean norm with $\|\cdot\|$ is denoted and \mathbf{I}_K shows an Identity $K \times K$ matrix. $\mathcal{N}(0, \sigma^2)$ denotes a Gaussian probability density function with zero mean and variance σ^2 .



Fig. 1. TDD protocol to acquire CSI

II. SYSTEM MODEL

In this work, we consider the downlink of a multi user network that has one BS with M antennas and K single Antenna users that distributed in cell uniformly. We assume channel between BS and users is flat fading, perfect knowledge of channel state information and all users get service on a single frequency.

We represent channel vector between BS and user i with $\mathbf{g}_i = \sqrt{\beta_i} \times \mathbf{h}_i \in \mathbb{C}^{M \times 1}$ where \mathbf{h}_i is fast fading and β_i is large scale fading that consists of path loss and shadow fading. Fast fading has a distribution as $\mathcal{CN}(0, 1)$ and $\beta_i = \psi \left(\frac{d_0}{d_i}\right)^v$ where ψ show shadow fading with the distribution $10 \log_{10} \psi \sim \mathcal{N}(0, \sigma_{sh}^2)$, d_0 is minimum distance of users to BS, d_i is distance of user i to BS and v is the path loss exponent.

The received signal at user i can be expressed as

$$y_i = \sum_{k=1}^K \sqrt{p_k} \mathbf{g}_i \mathbf{w}_k x_k + n_i \quad (1)$$

Where p_k is transmit power for user k and a component of transmit power vector $\mathbf{p} = [p_1 \dots p_k \dots p_K]$, x_k is transmission symbol for user k with $\|x_k\|^2 = 1$ and transmission symbols are uncorrelated among different users, n_i is additive noise with $\mathcal{CN}(0, \sigma^2)$ distribution and $\mathbf{w}_l \in \mathbb{C}^{M \times 1}$ is beamforming vector for l th user, by maximum ratio transmission (MRT) beamforming we have

$$\mathbf{w}_k = \frac{\mathbf{g}_k^H}{\|\mathbf{g}_k\|} \quad (2)$$

The received signal at user i can be written as

$$y_i = \sqrt{p_i} \mathbf{g}_i \mathbf{w}_i x_i + \sum_{k=1, k \neq i}^K \sqrt{p_k} \mathbf{g}_i \mathbf{w}_k x_k + n_i \quad (3)$$

Formula (3) is summation of three part, desired signal, interference and noise. According to (3) SINR

for user i expressed as following

$$\text{sinr}_i(p_i) = \frac{p_i \|\mathbf{g}_i \mathbf{w}_i\|^2}{\sum_{k=1, k \neq i}^K p_k \|\mathbf{g}_i \mathbf{w}_k\|^2 + \sigma^2} \quad (4)$$

Where σ^2 is noise power at user i . The instantaneous data rate for user i can be written as following

$$r_i(p_i) = B \log(1 + \Gamma_i \text{sinr}_i(p_i)) \quad (5)$$

Where B is bandwidth and Γ_i is SINR gap between Shannon channel capacity and a practical modulation and coding scheme. This SINR gap is equal to $\frac{-2}{3 \ln(5e_i)}$ that e_k is target bit error rate [18].

III. PROBLEM STATEMENT

A. Energy Efficiency

Power consumption consists of power transmit and circuit power consumption. Circuit power consumption in BS has two parts, a constant part P^{fix} involved site cooling, transmitting filter, converter and local oscillator and variable part P^{a} , which is the power to run an antenna. Circuit power consumption in users displayed with P^{ue} . The power consumption \mathcal{P} is defined as

$$\mathcal{P}(\mathbf{p}) = \sum_{k=1}^K p_k + (M \times P^{\text{a}}) + P^{\text{fix}} + (K \times P^{\text{ue}}) \quad (6)$$

According to [19] and [20] the energy efficiency η in communication system calculated in bit/Joule and is equal to sumrate to power consumption that can be written as the following

$$\eta(\mathbf{p}) = \frac{\sum_{k=1}^K r_k(\mathbf{p})}{\mathcal{P}(\mathbf{p})} \quad (7)$$

B. Optimization Problem

In this subsection to aim power allocation algorithm we formulate following optimization problem

$$\begin{aligned} \max_{\mathbf{p}} \quad & \eta(\mathbf{p}) \\ \text{s.t.} \quad & C1 : \sum_{k=1}^K p_k \leq P^{\text{max}} \\ & C2 : r_k(\mathbf{p}) \geq R^{\text{min}} \quad \forall k \end{aligned} \quad (8)$$

In (8) optimization variable is transmit power for users . In this problem $C1$ is constraint on transmit power where P^{max} is total maximum transmit power, constraint $C2$ shows minimum data rate R^{min} that must be provided for users.

IV. POWER ALLOCATION ALGORITHM

In problem (8) we have two main challenge, first is our problem has fractional form and second, expression (7) is a non-concave function. In the following, we describe a solution to this challenge. Because our objective in optimization problem 8 is fractional, it is difficult to solve. Therefore we transform objective function to a subtractive form by following Theorem [21].

Theorem 1. *The maximum energy efficiency η^* is achieved in (8) if and only if $\max_{\mathbf{p}} \sum_{k=1}^K r_k(\mathbf{p}) - \eta^* \mathcal{P}(\mathbf{p}) = \sum_{k=1}^K r_k(\mathbf{p}^*) - \eta^* \mathcal{P}(\mathbf{p}^*) = 0$ for $\sum_{k=1}^K r_k(\mathbf{p}) \geq 0$ and $\mathcal{P}(\mathbf{p}) > 0$.*

Based on theorem1 problem (8) transformed to following problem

$$\begin{aligned} \max_{\mathbf{p}} \quad & \sum_{k=1}^K r_k(\mathbf{p}) - \eta \mathcal{P}(\mathbf{p}) \\ \text{s.t.} \quad & C1 : \sum_{k=1}^K p_k \leq P^{max} \\ & C2 : r_k(\mathbf{p}) \geq R^{min} \quad \forall k \end{aligned} \quad (9)$$

For solving problem (8) we solve (9) iteratively. In this solution we solve problem (9) with a specific value of energy efficiency η and obtain users transmit power \mathbf{p}_{t_1} for iteration t_1 , then compute $A = \sum_{k=1}^K r_k(\mathbf{p}_{t_1}) - \eta \mathcal{P}(\mathbf{p}_{t_1})$ if A was zero, η is optimal energy efficiency and \mathbf{p}_{t_1} is optimal power transmit otherwise we compute energy efficiency with \mathbf{p}_{t_1} then put in (9) and solve the problem again until A goes to zero.

To address non-concavity challenge we use successive convex approximation technique [22], in this technique we approximate objective function by using following lower bound

$$\log(1 + \Gamma_i \sin r_i(p_i)) \geq a_i \log(\Gamma_i \sin r_i(p_i)) + b_i \quad (10)$$

Where a_i and b_i are auxiliary multiplicative and additive variables for user i , now use $\hat{r}_i = a_i \log(\Gamma_i \sin r_i(p_i)) + b_i$ instead of $r_i = \log(1 + \Gamma_i \sin r_i(p_i))$ and apply the change of variable for transmit power as $\hat{\mathbf{p}} = \ln \mathbf{p}$, we arrive at the following approximated problem

$$\begin{aligned} \max_{\hat{\mathbf{p}}} \quad & \sum_{l=1}^K \hat{r}_l(\hat{\mathbf{p}}) - \eta \mathcal{P}(\hat{\mathbf{p}}) \\ \text{s.t.} \quad & C1 : \sum_{k=1}^K e^{\hat{p}_k} \leq P^{max} \\ & C2 : \hat{r}_k(\hat{\mathbf{p}}) \geq R^{min} \quad \forall k \end{aligned} \quad (11)$$

Because log-sum-exp is concave [23], thus problem (11) is a convex optimization problem. For solve (9) we solve (11) iteratively until transmit power converged, also update a_i and b_i in any iteration by

obtained transmit power from current iteration with following equation

$$a_i = \frac{\sin r_i(\hat{p}_i)}{1 + \sin r_i(\hat{p}_i)} \quad (12a)$$

$$b_i = \log(1 + \sin r_i(\hat{p}_i)) - a_i \log(\sin r_i(\hat{p}_i)) \quad (12b)$$

Utilizing Lagrangian dual function to solve problem (11). Let λ and ϕ corresponding the two constraint, Lagrangian function of (11) can be written as [23]

$$\begin{aligned} \mathcal{L}(\hat{\mathbf{p}}, \lambda, \phi) &= \sum_{k=1}^K \hat{r}_k(\hat{\mathbf{p}}) - \eta \mathcal{P}(\hat{\mathbf{p}}) \\ &\quad - \phi (\sum_{k=1}^K e^{\hat{p}_k} - P^{\max}) \\ &\quad + \sum_{k=1}^K \lambda_k (R^{\min} - r_k) \end{aligned} \quad (13)$$

Based on Karush Kuhn Tucker condition we can find optimal power allocation for user i th by following expression

$$\frac{\partial \mathcal{L}(\hat{\mathbf{p}}, \lambda, \phi)}{\partial p_i} = 0 \quad (14)$$

According to (14) optimal power allocation for user i obtained as following

$$e^{\hat{p}_i} = p_i = \left[\frac{(\lambda_i + 1) \frac{B a_i}{\ln 2}}{\frac{B}{\ln 2} \sum_{k=1, k \neq i}^K \frac{(\lambda_k + 1) a_k (\|w_i g_k\|^2)}{I_k} + (\eta + \phi)} \right]^+ \quad (15)$$

Where I_k is interference plus noise on user k . Since the users cooperate with BS, measure the amount of I_k and fed back to BS. I_k can be written as

$$I_k = \sum_{u=1, u \neq k}^K e^{\hat{p}_u (\|w_u h_k\|^2)} + \sigma^2 \quad (16)$$

By the subgradient method the Lagrangian multipliers can be updated according to

$$\phi(t_3 + 1) = [\phi(t_3) + \gamma_\phi (\sum_{k=1}^K e^{\hat{p}_k} - P^{\max})]^+ \quad (17)$$

$$\lambda_k(t_3 + 1) = [\lambda_k(t_3) + \gamma_\lambda (R^{\min} - r_k)]^+ \quad (18)$$

Where t_3 is iteration index for Lagrangian multipliers update also γ_ϕ and γ_λ are step size for ϕ and λ respectively.

Algorithm for cooperative energy efficient power allocation presented in Algorithm 1.

V. EXTEND TO MULTI CELL CASE

In this section, previous single cell setting will be extended to multi cell case, Where any cell has K users and the whole of users operate in a single frequency. In this case, we consider pilot contamination and estimate channel with least square (LS) method as [24]. Estimated channel between user k in cell l with BS j shown with \hat{g}_{jlk} . As previous section optimal transmit power for user m in cell j can be obtained as following

$$p_{jm} = \left[\frac{(\lambda_{jm} + 1) \frac{B\alpha_{jm}}{\ln 2}}{\frac{B}{\ln 2} \sum_{l=1}^L \sum_{k=1, k \neq m}^K \frac{z_{lk}}{I_{lk}} - (\eta + \phi_j)} \right]^+ \quad (19)$$

Where $z_{lk} = \|w_{jm}\hat{g}_{jlk}\|^2 \alpha_{lk}(\lambda_{lk} + 1)$, I_{lk} is interference plus noise that measured by users and send for own BS, α_{lk} is SCA multiplicative variable, λ_{lk} is Lagrangian multiplier for users minimum rate requirement constraint and w_{lk} is beamforming vector for user k in cell l respectively. Also, L shows the number of cells, ϕ_j is the Lagrangian multiplier for constraint on overall transmit power for cell j and η is whole network energy efficiency.

Optimization problem, Problem solving techniques in details and Lagrangian multipliers update formula for this case comes in appendix A.

TABLE I
SIMULATION PARAMETERS

Parameter	Description	Value
σ^2	Noise power	-174dBm
σ_{sh}^2	Shadow fading variance	8dB
P^{\max}	Total maximum transmit power	1W
P^a	Power consumption per antenna	1W
P^{ue}	Power consumption per antenna	0.1W
P^{fix}	Fixed power consumption in BS	20W
R^{\min}	Minimum requirement rate for users	14Kbps
B	Bandwidth	10KHz
e_k	Target bit error rate	10e-3
-	Cell radius	500m
d_0	Minimum distance	50
α	Path loss exponent	3

VI. ANALYSIS AND SIMULATION RESULTS

In this section, we evaluate energy efficient cooperative power allocation in Algorithm 1. Simulation parameters are given in Table I. At first, we show the convergence of the algorithm. In Algorithm, we have three nested loop where any of them should be converged. Fig. 2 shows convergence of Algorithm

Algorithm 1 Energy Efficient Cooperative Power Allocation

```

1: Initialize convergence tolerance  $\epsilon$  and initialize arbitrary  $\eta(t_1) = 0$ ,  $con = 0$  and Dinkelbach algorithm
   iteration index  $t_1 = 1$ 
2: repeat
3:   initialize with a feasible  $\hat{\mathbf{p}}_{t_2}$ , Set  $a_l(t_2) = 1$ ,
4:    $b_l(t_2) = 0$  and SCA iteration index  $t_2 = 1$ 
5:   repeat
6:     initialize arbitrary  $\lambda_l(t_3)$ ,  $\phi(t_3)$ ,  $\gamma_\lambda$ ,  $\gamma_\phi$  and Lagrangian multipliers iteration index  $t_3 = 1$ 
7:     repeat
8:       Compute  $I_l$  by user and feed back to BS
9:       Compute the optimal power transmit  $\hat{\mathbf{p}}_{t_2+1}$  according to (15)
10:      Update  $\phi$  and  $\lambda_l$  according to (17) and (18)
11:       $t_3 = t_3 + 1$ 
12:     until Convergence of  $\lambda_l$  and  $\phi$ 
13:     Compute  $\text{sinr}_l(\hat{\mathbf{p}}_{t_2+1})$  and update  $a_l(t_2 + 1)$  and  $b_l(t_2 + 1)$ 
14:      $t_2 = t_2 + 1$ 
15:     until convergence of  $\hat{\mathbf{p}}$ 
16:     if  $\sum_{l=1}^K \hat{r}_l(\hat{\mathbf{P}}(t_2 + 1)) - \eta(t_1)\mathcal{P}(\hat{\mathbf{p}}_{t_2+1}) \leq \epsilon$  then
17:       Set  $con = 1$ 
18:       Return  $\eta(t_1)$  as optimal energy efficiency and  $\hat{\mathbf{p}}$ 
19:       as optimal transmit power
20:     else
21:       Set  $con = 0$ 
22:        $t_1 = t_1 + 1$ 
23:       Return  $\eta(t_1 + 1) = \frac{\sum_{l=1}^K r_l(\hat{\mathbf{p}}_{t_2})}{\mathcal{P}(\hat{\mathbf{p}}_{t_2})}$ 
24:     until  $con = 1$ 

```

1 over external loop iterations for number of antennas $M = 100$ and number of users $K = 5$, where converged in three iterations.

In fig. 3 energy efficiency versus Number of transmitter antenna M and for $K = 5$ has been shown. We can see in this figure energy efficiency curve is concave. When the number of transmit antennas increase, the performance of beam-forming gets better therefor SINR and data rate enhanced. On the other hand, circuit power consumption increased when M increased. In figure 2 before peak of energy efficiency, increasing of data rate overcome circuit power consumption but after this point circuit power consumption overcome data rate increases.

To show The effect of increasing the number of users, we plot energy efficiency over the number of users in fig. 4. we can see energy efficiency first increased but by increasing the number of users near to number of antenna energy efficiency start decreasing. The reason for energy efficiency decreasing is inter user interference increasing.

As the previous works, we expect transmit power decreased with the number of transmit antennas.

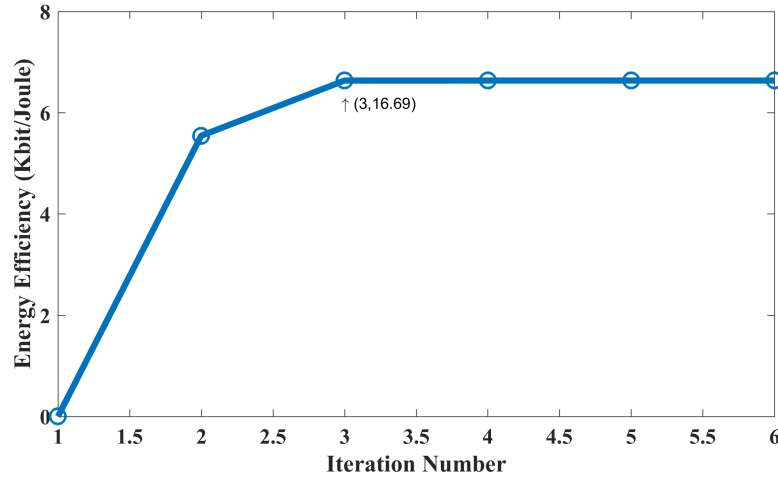


Fig. 2. Convergence of the proposed algorithm for energy efficiency at $M = 100$

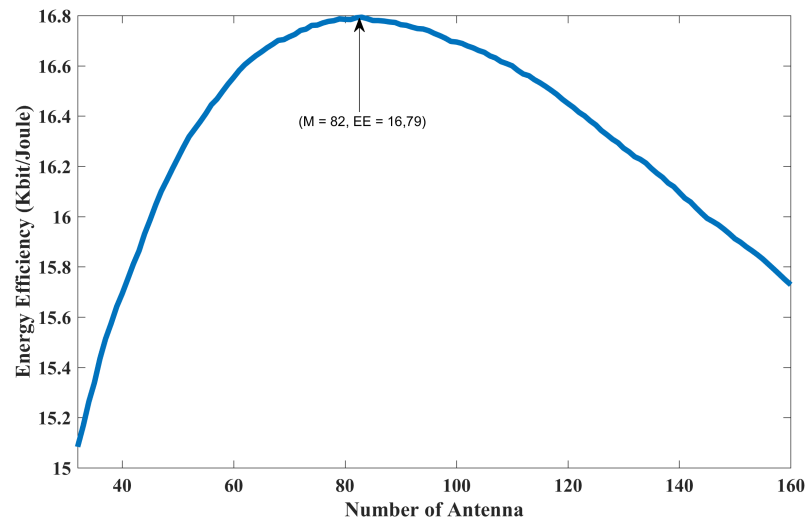


Fig. 3. Energy efficiency versus number of transmit antenna for $K = 5$

Fig. 5 shows average transmit power for one user versus M .

In figure 6 energy efficiency in multi cell versus transmit antenna is evaluated. Transmit power with estimated channel is obtained, then by utilizing designed transmit power, a bit by BPSK modulation and real channel is transmitted. Energy efficiency for any number of transmit antenna in receiver computed, this work was done 10000 times for any number of antenna, that any time channel is changed, and the average of energy efficiency over 10000 is plotted. Energy efficiency in multi cell related to single cell due to pilot contamination and inter cell interference decreased to about 0.75 of single cell. In channel

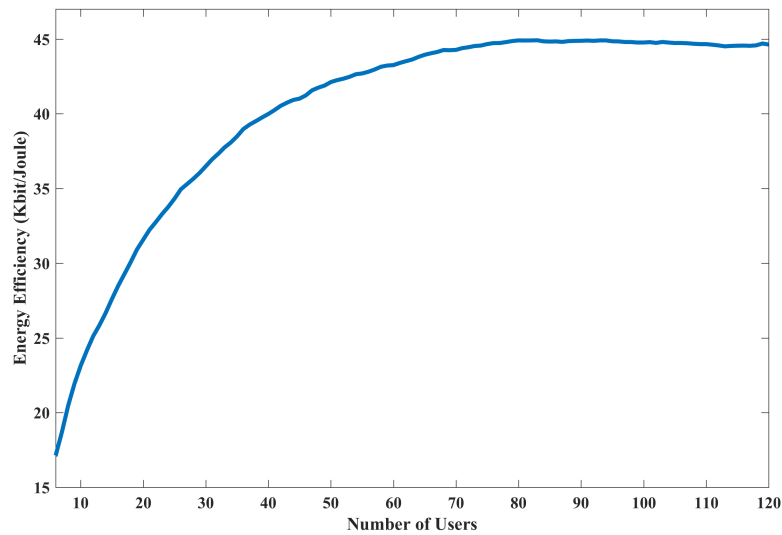


Fig. 4. Energy efficiency versus number of users for $M = 82$

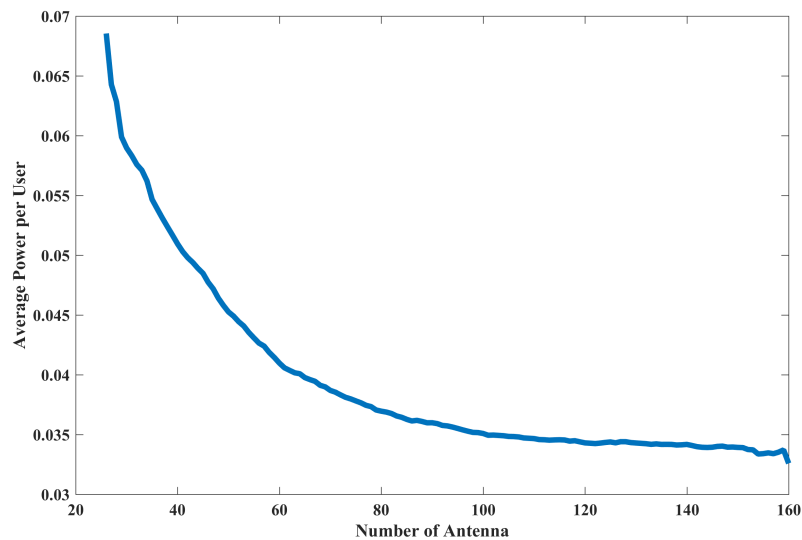


Fig. 5. Average transmit power per one user over number of transmit antenna

estimation with pilot training, estimated channel is summation of desired user channel and the other users with same pilot in neighbor cells, so beamforming vector in MRT case, which uses channel vector directly, also is summation of beamforming vector for all users with same pilot. By increasing number of transmit antenna interference on users with same pilot in the other cells gets bigger. Therefore, in high number of transmit antenna when we use MRT beam-forming, inter-cell interference increased and the

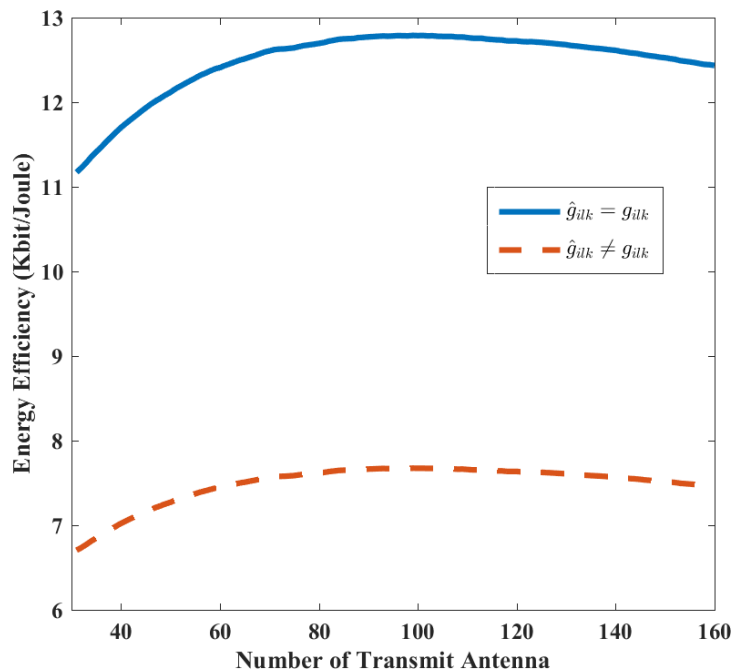


Fig. 6. Energy efficiency versus number of transmit antenna for perfect and imperfect CSI

energy efficiency is placed in less than 0.75 of single cell.

VII. CONCLUSION

In this paper, we propose a cooperative energy efficient power allocation algorithm for downlink massive MIMO system. Based on cooperation between users and BS we find a closed form for transmitting power and develop an algorithm. Simulation result show convergence of developed algorithm. Also in the simulation we evaluate our algorithm over different number of users and transmit antennas. Due to circuit power consumption any number of transmit antenna, and for inter user interference any number of user is not appropriate. Then we show decreasing transmit power by increasing number of transmit antenna as expected that can be a validation of our claim. Finally in multi cell case, which pilot contamination is presented, the network total energy efficiency decrease in proportion to single cell case, also results show with pilot contamination for high number of transmit antenna with MRT beamforming inter cell interference increased.

APPENDIX A
TRANSMIT POWER FOR MULTI CELL CASE

Users send a pilot with power p^u to their BS, the received signal at BS j from users can be written as follows

$$\mathbf{Y}_j = \sum_{l=1}^L \sqrt{p^u} \mathbf{G}_{jl} \Phi_l^H + \mathbf{Z}_j \quad (20)$$

where \mathbf{Y}_j is a $M \times \tau$ matrix, $\mathbf{G}_{jl} = [\mathbf{g}_{jl1} \dots \mathbf{g}_{jlK}]$ is channel $M \times K$ matrix between users in cell l and j th BS, $\Phi_l = [\phi_{jl} \dots \phi_{lK}]$ is $K \times \tau$ pilot matrix of users in cell l that $\Phi_l \times \Phi_l^H = \mathbf{I}_K$ and $\Phi_{l_1} \times \Phi_{l_2} \neq 0 \forall l_1 \neq l_2$ due to pilot reuse. By utilizing LS estimation method $\hat{\mathbf{g}}_{jlk}$ can be obtained as following

$$\hat{\mathbf{g}}_{jlk} = \frac{1}{\sqrt{p^u}} \mathbf{Y}_j \phi_{lk} \quad (21)$$

Received signal to interference plus noise ratio (SINR) of user m in cell j is obtained by

$$\text{sinr}_{jm} = \frac{p_{jm} \|\hat{\mathbf{g}}_{jgm} \mathbf{w}_{jm}\|^2}{\sum_{l=1}^L \sum_{k=1, k \neq m}^K p_{lk} \|\hat{\mathbf{g}}_{ljm} \mathbf{w}_{lk}\|^2 + \sigma^2} \quad (22)$$

then we can express the data rate for this user as

$$r_{jm} = B \log_2(1 + \Gamma \text{sinr}_{jm}) \quad (23)$$

thus energy efficiency of the whole network expressed as

$$\eta = \frac{\sum_{l=1}^L \sum_{k=1}^K r_{lk}}{\sum_{l=1}^L \sum_{k=1}^K p_{lk} + \sum_{l=1}^L P_l^c} = \frac{A(\mathbf{P})}{B(\mathbf{P})} \quad (24)$$

where P_l^c is circuit power consumption in cell l and \mathbf{P} is $L \times K$ transmit power matrix, the energy efficiency maximization problem expressed as

$$\begin{aligned} \max_{\mathbf{P}} \quad & \eta = \frac{A(\mathbf{P})}{B(\mathbf{P})} \\ \text{s.t.} \quad & C1 : \sum_{k=1}^K p_{lk} \leq P^{max} \quad \forall l \\ & C2 : r_{lk} \geq R^{min} \end{aligned} \quad (25)$$

after use of Dinkelbach and SCA algorithm as single cell case can be written

$$\begin{aligned} \max_{\hat{\mathbf{P}}} \quad & A(\hat{\mathbf{P}}) - \eta B(\hat{\mathbf{P}}) \\ \text{s.t.} \quad & C1 : \sum_{k=1}^K e^{\hat{p}_{lk}} \leq P^{max} \quad \forall l \\ & C2 : r_{lk} \geq R^{min} \end{aligned} \quad (26)$$

where this problem is convex optimization and with Lagrangian method transmit power and Lagrangian

multipliers update obtained as follows

$$p_{jm} = \left[\frac{(\lambda_{jm} + 1) \frac{B\alpha_{jm}}{\ln 2}}{\frac{B}{\ln 2} \sum_{l=1}^L \sum_{k=1, k \neq m}^K \frac{z_{lk}}{I_{lk}} - (\eta + \phi_j)} \right]^+ \quad (27)$$

$$\lambda_{lk}(t_3 + 1) = (\lambda_{lk}(t_3) - \gamma_\lambda (r_{lk}^{min} - R^{min}))^+ \quad (28)$$

$$\phi_l(t_3 + 1) = (\phi_l(t_3) - \gamma_\phi (P^{max} - \sum_{k=1}^K p_{lk}))^+ \quad (29)$$

where γ_λ and γ_ϕ are step size and t_3 is Lagrangian iteration index.

REFERENCES

- [1] M. U. Farooq, M. Waseem, M. T. Qadri and M. Waqar, "Understanding 5G wireless cellular network: challenges, emerging research directions and enabling technologies," *Wireless Personal Communications*, 95, no. 2, pp. 261-285, Jul. 2017.
- [2] C. Sexton, N. Kaminski, J. M. Marquez-Barja, N. Marchetti and L. A. DaSilva, "5G: Adaptable networks enabled by versatile Radio Access Technologies," *IEEE Communications Society*, vol. 19, no. 2, pp. 688-720, Jan. 2017.
- [3] Z. Bojkovic and D. Milovanovic, "A technology vision of the fifth generation (5g) wireless mobile networks," *International Conference on Emerging Trends in Electrical, Electronic and Communications Engineering*, Springer, pp.25-43, Cham, Nov. 2016.
- [4] E. Bjrnson, J. Hoydis, L. Sanguinetti, "Massive MIMO networks: spectral, energy, and hardware efficiency," *Foundations and Trends in Signal Processing*, vol.11, no.3-4, pp.154655, 2017.[Online].Available:<http://dx.doi.org/10.1561/20000000093>
- [5] L. Zhao, K. Li, K. Zheng, and M. O. Ahmad, "An analysis of the trade off between the energy and spectral efficiency in an uplink massive MIMO-OFDM system," *IEEE Trans. Circuits Systems II, Exp. Briefs*, vol. 62, no. 3, pp. 291-295, Mar. 2015.
- [6] C. Li, Y. Li, K. Song and L. Yang, "Energy efficient design for multiuser downlink energy and uplink information transfer in 5G," *Science China Information Sciences*, 59, no. 2, Feb. 2016.
- [7] K. Guo, Y. Guo, and G. Ascheid, "Energy-Efficient Uplink Power Allocation in Multi-Cell MU-Massive-MIMO Systems," *Proceedings of 21th European Wireless Conference*, 2015.
- [8] Y. Li, C. Tao, L. Liu, L. Zhang, "Energy-efficiency-aware relay selection in distributed full duplex relay network with massive MIMO," *Science China Information Sciences*, 60, no. 2, Feb. 2017.
- [9] L. Zhao, H. Zhao, F. Hu, K. Zheng, and J. Zhang, "Energy efficient power allocation algorithm for downlink massive MIMO with MRT precoding," *In Vehicular Technology Conference (VTC Fall), 2013 IEEE 78th*, pp. 15, 2013.
- [10] J. Arshad, J. Li, T. Younas, M. Sheng and L. Hongyan, "Analysis of energy efficiency and area throughput in large scale MIMO systems with MRT and ZF precoding," *Wireless Personal Communications*, 96, no. 1, pp. 23-46, Sep. 2017.
- [11] E. Bjrnson, L. Sanguinetti, J. Hoydis, M. Debbah, "Optimal Design of Energy-Efficient Multi-User MIMO Systems: Is Massive MIMO the Answer?," *IEEE Transactions on wireless Communication*, vol. 14, no. 6, pp. 3059-3075, June 2015.
- [12] Y. GUO, J. TANG, G. WU and S. LI, "Power allocation for massive MIMO: impact of power amplifier efficiency," *Science China Information Sciences*, 59, no. 2, Feb. 2016.
- [13] Z. Liu, W. Du, and D. Sun, "Energy and spectral efficiency tradeoff for massive MIMO systems with transmit antenna selection," *IEEE Trans. Vehi. Tech.*, vol. 66, no. 5, pp. 4453-4457, May 2017.
- [14] T. X. Tran and K. C. Teh, "Energy and spectral efficiency of leakagebased precoding for large-scale MU-MIMO systems," *IEEE Commun. Lett.*, vol. 19, no. 11, pp. 20412044, Nov. 2015.

- [15] Y. Zhou, D. Li, H. Wang, A. Yang, and S. Guo, "QoS-aware energy-efficient optimization for massive MIMO systems in 5G," *In Sixth International Conference on Wireless Communications and Signal Processing*, pages 15, 2014.
- [16] T. M. Nguyen and L. B. Le, "Joint pilot assignment and resource allocation in multicell massive MIMO network: Throughput and energy efficiency maximization," *In 2015 IEEE Wireless Communications and Networking Conference (WCNC)*, pp. 393398, 2015.
- [17] F. Rusek, D. Persson, B. K. Lau, E. G. Larsson, T. L. Marzetta, O. Edfors, and F. Tufvesson, "Scaling up MIMO: Opportunities and challenges with very large arrays," *IEEE Signal Process. Mag.*, vol. 30, pp. 4060, Jan. 2013.
- [18] A. Goldsmith, *Wireless Communications*. Cambridge, U.K.: Cambridge Univ. Press, 2005.
- [19] H. Hamdoun, P. Loskot, T. OFarrell and J. He, "Survey and applications of standardized energy metrics to mobile networks," *Annals of telecommunications*, 67, no. 3-4, pp. 113-123, Apr. 2012.
- [20] Y. Chen, S. Zhang, S. Xu, and G. Li, "Fundamental trade-offs on green wireless networks," *IEEE Commun. Mag.*, vol. 49, no. 6, pp. 3037, 2011.
- [21] W. Dinkelbach, "On nonlinear fractional programming," *Bulletin of the Australian Mathematical Society*, vol. 13, pp. 492498, Mar. 1967.
- [22] H. Zhang, Y. Fang, Y. Xie, H. Wu and Y. Guo, "Power control for multipoint cooperative communication with high-to-low sinr scenario," *EURASIP Journal on Wireless Communications and Networking*, 2012, no. 1, pp. 276, Dec. 2012.
- [23] S. Boyd and L. Vandenberghe, *Convex Optimization*. Cambridge, U.K.: Cambridge Univ. Press, 2004.
- [24] S. M. Kay, *Fundamentals of Statistical Signal Processing, Volume I: Estimation Theory*. Pearson Education, vol. 1, 1993.