

Evaluating Winding Numbers through Cauchy Indices in Isabelle/HOL

Wenda Li · Lawrence C. Paulson

the date of receipt and acceptance should be inserted later

Abstract In complex analysis, the winding number measures the number of times a path (counter-clockwise) winds around a point, while the Cauchy index can approximate how the path winds. We formalise this approximation in the Isabelle theorem prover, and provide a tactic to evaluate winding numbers through Cauchy indices. By further combining this approximation with the argument principle, we are able to make use of remainder sequences to effectively count the number of complex roots of a polynomial within some domains, such as a rectangle box and a half-plane.

Keywords · Interactive theorem proving · Isabelle/HOL · Cauchy index · winding number · root counting · the Routh-Hurwitz stability criterion

1 Introduction

The winding number, given by

$$n(\gamma, z) = \frac{1}{2\pi i} \oint_{\gamma} \frac{dw}{w - z},$$

measures how the path γ winds around the complex point z . It is an important object in complex analysis, and its evaluation is ubiquitous among analytic proofs.

However, when formally evaluating the winding number in proof assistants such as Isabelle/HOL and HOL Light, unexpected difficulties arise, as it has been noticed by Harrison [8] and Li et al. [13]. To alleviate this problem, we formalise a

The first author was funded by the China Scholarship Council, via the CSC Cambridge Scholarship programme. This development is also part of the ALEXANDRIA project, supported by European Research Council.

Wenda Li
Computer Laboratory, University of Cambridge
E-mail: wl302@cam.ac.uk

Lawrence C. Paulson
Computer Laboratory, University of Cambridge
E-mail: lp15@cam.ac.uk

theory of the Cauchy index on the complex plane and thus we succeed to approximate how the path winds. When the path is a cycle and comprises linear and part of circular paths, we can now evaluate the winding number by calculating Cauchy indices along those sub-paths.

In addition, by further combining the previous formalisation of the argument principle [13] (which associates the winding number with the number of complex roots), we build effective procedures to count complex roots of a polynomial within some domains, such as a rectangle box and a half-plane.

In short, the main contributions of this paper are

- a novel tactic to enable users to evaluate the winding number through Cauchy indices,
- and novel verified procedures to count complex roots of a polynomial.

The Isabelle sources of this paper are available from the Archive of Formal Proofs [11, 10].

Formulations in this paper, such as the definition of the Cauchy index and statements of some key lemmas, mainly follow Rahman and Schmeisser’s book [18, Chapter 11] and Eisermann’s paper [6]. Nevertheless, we were still obliged to devise some proofs on our own as discussed later.

This paper continues as follows: we start with a motivating example (§2) to explain the difficulty of formal evaluation of the winding number in Isabelle/HOL. We then present an intuitive description of the link between the winding number and the Cauchy indices (§3). Formal development of the previous intuition is presented in §4. Next, verified procedures that count the number of complex roots in a domain are presented in §5, following which we discuss some limitations (§6) and make some general remarks on the formalisation (§7). Finally, we discuss related work in §8 and the conclusion in §9.

2 A Motivating Example

In the formalisation of Cauchy’s residue theorem [13], we demonstrated an application of this theorem to formally evaluate an improper integral in Isabelle/HOL:

$$\int_{-\infty}^{\infty} \frac{dx}{x^2 + 1} = \pi. \quad (1)$$

The idea is to embed this integral into the complex plane, and, as illustrated in Fig. 1, to construct a linear path L_r from $-r$ to r and a semi-circular path C_r centred at 0 with radius $r > 1$:

$$C_r(t) = re^{i\pi t} \quad \text{for } t \in [0, 1],$$

$$L_r(t) = (1-t)(-r) + tr \quad \text{for } t \in [0, 1].$$

Next, by letting

$$f(w) = \frac{1}{w^2 + 1},$$

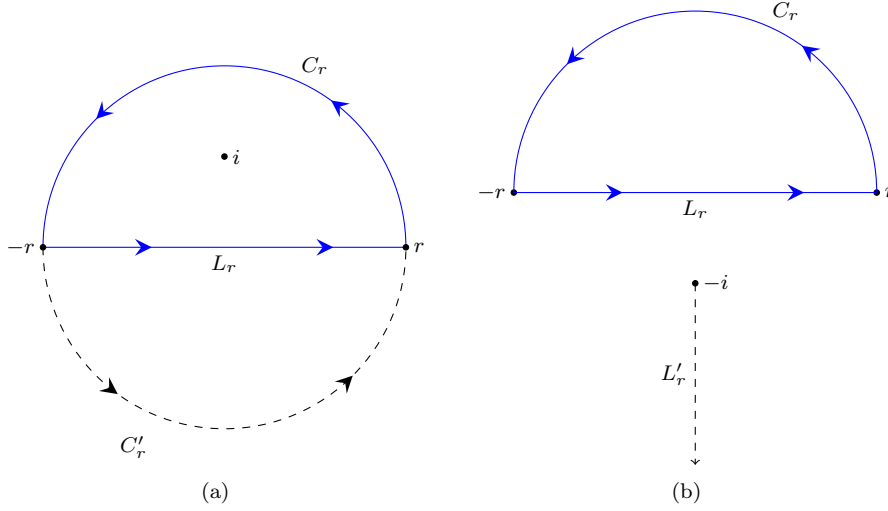


Fig. 1: Complex points $(0, -i)$ and $(0, i)$, and a closed path $L_r + C_r$

and $r \rightarrow \infty$, we can derive Equation (1) through the following steps

$$\begin{aligned} \int_{-\infty}^{\infty} \frac{dx}{x^2 + 1} &= \oint_{L_r} f = \oint_{L_r + C_r} f \\ &= n(L_r + C_r, i) \operatorname{Res}(f, i) + n(L_r + C_r, -i) \operatorname{Res}(f, -i) = \pi \end{aligned} \quad (2)$$

where $L_r + C_r$ is formed by appending C_r to the end of L_r , and $\operatorname{Res}(f, i)$ is the residue of f at i .

While carrying out formal proofs of (2), surprisingly, the most troublesome part of the proof is to evaluate the winding numbers:

$$n(L_r + C_r, i) = 1 \quad (3)$$

$$n(L_r + C_r, -i) = 0. \quad (4)$$

Equations (3) and (4) are straightforward to humans, as it can be seen from Fig. 1 that $L_r + C_r$ passes counterclockwise around the point i exactly one time, and around $-i$ zero times. However, formally deriving these facts was non-trivial.

Example 1 (Proof of $n(L_r + C_r, i) = 1$) We defined an auxiliary semi-circular path C'_r where

$$C'_r(t) = r e^{i\pi(t+1)} \quad \text{for } t \in [0, 1]$$

as can be seen in Fig. 1a. As $C_r + C'_r$ forms a (full) circular path with i lying inside the circle, we had $n(C_r + C'_r, i) = 1$. In addition, we further proved that $C_r + C'_r$ and $L_r + C_r$ are homotopic on the space of the complex plane except for the point i (i.e., on $\mathbb{C} - \{i\}$), and hence $n(L_r + C_r, i) = n(C_r + C'_r, i)$ by using the following Isabelle lemma:

```
lemma winding_number_homotopic_paths:
  fixes z::complex and  $\gamma_1 \gamma_2::\text{"real} \Rightarrow \text{complex}"$ 
  assumes "homotopic_paths (-{z})  $\gamma_1 \gamma_2$ "
  shows "winding_number  $\gamma_1 z = \text{winding\_number } \gamma_2 z$ "
```

Finally, we concluded by deriving $n(L_r + C_r, i) = 1$ as wanted.

Example 2 (Proof of $n(L_r + C_r, -i) = 0$) We started by defining a ray L'_r starting from $-i$ and pointing towards the negative infinity of the imaginary axis:

$$L'_r(t) = (-i) - ti \quad \text{for } t \in [0, \infty)$$

as illustrated in Fig. 1b. Subsequently, we showed that L'_R does not intersect with $L_r + C_r$, and then applied the following lemma in Isabelle

```

lemma winding_number_less_1:
  fixes z w::complex and  $\gamma::\text{"real} \Rightarrow \text{complex}"$ 
  assumes "valid_path  $\gamma$ " and " $z \notin \text{path\_image } \gamma$ " and " $w \neq z$ "
  and " $\bigwedge a::\text{real. } 0 < a \implies z + a*(w - z) \notin \text{path\_image } \gamma$ "
  shows " $|\text{Re}(\text{winding\_number } \gamma \ z)| < 1$ "

```

which leads to $|\text{Re}(n(L_r + C_r, -i))| < 1$. Moreover, as $L_r + C_r$ is a closed path, $n(L_r + C_r, -i)$ should be an integer. By combining these, we managed to derive $n(L_r + C_r, -i) = 0$.

As can be observed in Examples 1 and 2, our proofs of $n(L_r + C_r, i) = 1$ and $n(L_r + C_r, -i) = 0$ were ad hoc, and involved manual construction of auxiliary paths/rays (e.g. C'_R and L'_R). Similar difficulty has also been mentioned by John Harrison when formalising the prime number theorem [8]. In the next section, we will introduce an idea to systematically evaluate winding numbers.

3 The Intuition

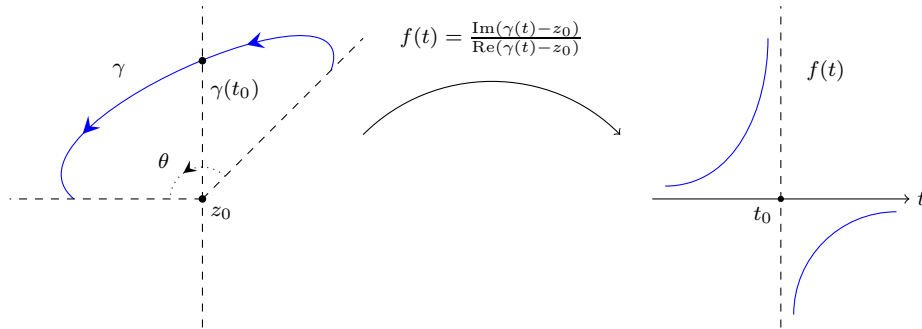


Fig. 2: Left: a path γ crosses the line $\{z \mid \text{Re}(z) = \text{Re}(z_0)\}$ at $\gamma(t_0)$ such that $\text{Re}(\gamma(t_0)) > \text{Re}(z_0)$. Right: the image of f as a point travels through γ

The fundamental idea of evaluating a winding number $n(\gamma, z_0)$ in this paper is to reduce the evaluation to *classifications* of how paths cross the line $\{z \mid \text{Re}(z) = \text{Re}(z_0)\}$.

In a simple case, suppose a path γ crosses the line $\{z \mid \text{Re}(z) = \text{Re}(z_0)\}$ exactly once at the point $\gamma(t_0)$ such that $\text{Im}(\gamma(t_0)) > \text{Im}(z_0)$ (see Fig. 2 (left)). Let θ be

the change in the argument of a complex point travelling through γ , it should not be hard to observe that

$$0 < \theta < 2\pi,$$

and by considering $\operatorname{Re}(n(\gamma, z_0)) = \theta/(2\pi)$ we can have

$$0 < \operatorname{Re}(n(\gamma, z_0)) < 1,$$

which is an approximation of $\operatorname{Re}(n(\gamma, z_0))$. That is, we have approximated $\operatorname{Re}(n(\gamma, z_0))$ by the way that γ crosses the line $\{z \mid \operatorname{Re}(z) = \operatorname{Re}(z_0)\}$.

To make this idea more precise, let

$$f(t) = \frac{\operatorname{Im}(\gamma(t) - z_0)}{\operatorname{Re}(\gamma(t) - z_0)}.$$

The image of f as a point travels through γ is as illustrated in Fig. 2 (right), where f jumps from $+\infty$ to $-\infty$ across t_0 . We can then formally characterize those jumps.

Definition 1 (Jump) For $f : \mathbb{R} \rightarrow \mathbb{R}$ and $x \in \mathbb{R}$, we define

$$\operatorname{jump}_+(f, x) = \begin{cases} \frac{1}{2} & \text{if } \lim_{u \rightarrow x^+} f(u) = \infty, \\ -\frac{1}{2} & \text{if } \lim_{u \rightarrow x^+} f(u) = -\infty, \\ 0 & \text{otherwise,} \end{cases}$$

$$\operatorname{jump}_-(f, x) = \begin{cases} \frac{1}{2} & \text{if } \lim_{u \rightarrow x^-} f(u) = \infty, \\ -\frac{1}{2} & \text{if } \lim_{u \rightarrow x^-} f(u) = -\infty, \\ 0 & \text{otherwise.} \end{cases}$$

Specifically, we can conjecture that $\operatorname{jump}_+(f, t_0) - \operatorname{jump}_-(f, t_0)$ captures the way that γ crosses the line $\{z \mid \operatorname{Re}(z) = \operatorname{Re}(z_0)\}$ in Fig. 2, hence $\operatorname{Re}(n(\gamma, z_0))$ can be approximated using jump_+ and jump_- :

$$\left| \operatorname{Re}(n(\gamma, z_0)) + \frac{\operatorname{jump}_+(f, t_0) - \operatorname{jump}_-(f, t_0)}{2} \right| < \frac{1}{2}.$$

In more general cases, we can define Cauchy indices by summing up these jumps over an interval and along a path.

Definition 2 (Cauchy index) For $f : \mathbb{R} \rightarrow \mathbb{R}$ and $a, b \in \mathbb{R}$, the Cauchy index of f over a closed interval $[a, b]$ is defined as

$$\operatorname{Ind}_a^b(f) = \sum_{x \in [a, b]} \operatorname{jump}_+(f, x) - \sum_{x \in (a, b]} \operatorname{jump}_-(f, x).$$

Definition 3 (Cauchy index along a path) Given a path $\gamma : [0, 1] \rightarrow \mathbb{C}$ and a point $z_0 \in \mathbb{C}$, the Cauchy index along γ about z_0 is defined as

$$\operatorname{Indp}(\gamma, z_0) = \operatorname{Ind}_0^1(f)$$

where

$$f(t) = \frac{\operatorname{Im}(\gamma(t) - z_0)}{\operatorname{Re}(\gamma(t) - z_0)}.$$

In particular, it can be checked that the Cauchy index $\text{Indp}(\gamma, z_0)$ captures the way that γ crosses the line $\{z \mid \text{Re}(z) = \text{Re}(z_0)\}$, hence leads to an approximation of $\text{Re}(n(\gamma, z_0))$:

$$\left| \text{Re}(n(\gamma, z_0)) + \frac{\text{Indp}(\gamma, z_0)}{2} \right| < \frac{1}{2}.$$

More interestingly, by further knowing that γ is a loop we can derive $\text{Re}(n(\gamma, z_0)) = n(\gamma, z_0) \in \mathbb{Z}$ and $\text{Indp}(\gamma, z_0)/2 \in \mathbb{Z}$, following which we come to the core proposition of this paper:

Proposition 1 *Given a valid path $\gamma : [0, 1] \rightarrow \mathbb{C}$ and a point $z_0 \in \mathbb{C}$, such that γ is a loop and z_0 is not on the image of γ , we have*

$$n(\gamma, z_0) = -\frac{\text{Indp}(\gamma, z_0)}{2}.$$

That is, under some assumptions, we can evaluate a winding number through Cauchy indices!

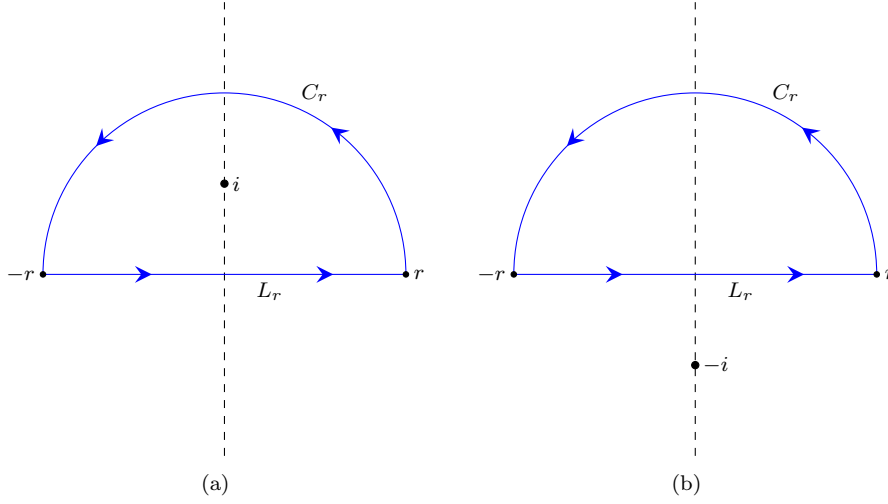


Fig. 3: Evaluating $n(L_r + C_r, i)$ and $n(L_r + C_r, -i)$ through the way that the path $L_r + C_r$ crosses the imaginary axis

A formal proof of Proposition 1 will be introduced in §4.1. Here, given the statement of the proposition we can have alternative proofs for $n(L_r + C_r, i) = 1$ and $n(L_r + C_r, -i) = 0$.

Example 3 (Alternative proof of $n(L_r + C_r, i) = 1$) As $L_r + C_r$ is a loop, applying Proposition 1 yields

$$n(L_r + C_r, i) = -\frac{\text{Indp}(L_r + C_r, i)}{2} = -\frac{1}{2}(\text{Indp}(L_r, i) + \text{Indp}(C_r, i)),$$

which reduces $n(L_r + C_r, i)$ to the evaluations of $\text{Indp}(L_r, i)$ and $\text{Indp}(C_r, i)$. In this case, by definition we can easily decide $\text{Indp}(L_r, i) = -1$ and $\text{Indp}(C_r, i) = -1$ as illustrated in Fig. 3a. Hence, we have

$$n(L_r + C_r, i) = -\frac{1}{2}((-1) + (-1)) = 1$$

and conclude the proof.

Example 4 (Alternative proof of $n(L_r + C_r, -i) = 0$) As shown in Fig. 3b, we can similarly have

$$\begin{aligned} n(L_R + C_R, -i) &= -\frac{\text{Indp}(L_r + C_r, -i)}{2} \\ &= -\frac{1}{2}(\text{Indp}(L_r, -i) + \text{Indp}(C_r, -i)) \\ &= -\frac{1}{2}(1 + (-1)) = 0 \end{aligned}$$

by which the proof is completed.

Compared to the previous proofs presented in Examples 1 and 2, the alternative proofs in Examples 3 and 4 are systematic and less demanding to devise once we have a formalisation of Proposition 1, which is what we will introduce in the next section.

4 Evaluating Winding Numbers

In this section, we will report the formal development of the intuition described in the previous section.

4.1 A Formal Proof of Proposition 1

For jump_- and jump_+ (see Definition 1), we have used the filter mechanism to define a function jumpF :

definition $\text{jumpF}::(\text{real} \Rightarrow \text{real}) \Rightarrow \text{real filter} \Rightarrow \text{real}$ **where**
 $\text{"jumpF } f \ F \equiv (\text{if } (\text{LIM } x \ F. \ f \ x \ :> \ \text{at_top}) \ \text{then } 1/2 \ \text{else}$
 $\text{if } (\text{LIM } x \ F. \ f \ x \ :> \ \text{at_bot}) \ \text{then } -1/2 \ \text{else } 0)\text{"}$

and encoded $\text{jump}_-(f, x)$ and $\text{jump}_+(f, x)$ as $\text{jumpF } f \ (\text{at_left } x)$ and $\text{jumpF } f \ (\text{at_right } x)$ respectively. The rationale behind this is that, in Isabelle/HOL, we use

- $\text{LIM } x \ (\text{at_left } x). \ f \ x \ :> \ \text{at_top}$ for $\lim_{u \rightarrow x^-} f(u) = \infty$,
 - $\text{LIM } x \ (\text{at_right } x). \ f \ x \ :> \ \text{at_top}$ for $\lim_{u \rightarrow x^+} f(u) = \infty$,
 - $\text{LIM } x \ (\text{at_right } x). \ f \ x \ :> \ \text{at_bot}$ for $\lim_{u \rightarrow x^+} f(u) = -\infty$,
- and so forth.

To further exemplify these notations, we can derive the following equality in Isabelle:

$$(\text{LIM } x \ (\text{at_left } x). \ f \ x \ :> \ \text{at_top}) = (\forall z. \ \exists b < x. \ \forall y > b. \ y < x \longrightarrow z \leq f \ y)$$

where $\forall z. \exists b < x. \forall y > b. y < x \longrightarrow z \leq f y$ is the usual definition of $\lim_{u \rightarrow x^-} f(u) = \infty$ in textbooks.

We can then encode $\text{Ind}_a^b(f)$ and $\text{Indp}(\gamma, z_0)$ (see Definitions 2 and 3) as *cindexE* and *cindex_pathE* respectively:

```
definition cindexE::"real  $\Rightarrow$  real  $\Rightarrow$  (real  $\Rightarrow$  real)  $\Rightarrow$  real" where
  "cindexE a b f =
    ( $\sum x \in \{x. \text{jumpF } f \text{ (at\_right } x) \neq 0 \wedge a \leq x \wedge x < b\}. \text{jumpF } f \text{ (at\_right } x)\)$ )
    - ( $\sum x \in \{x. \text{jumpF } f \text{ (at\_left } x) \neq 0 \wedge a < x \wedge x \leq b\}. \text{jumpF } f \text{ (at\_left } x)\)$ )"
```

```
definition cindex_pathE::"(real  $\Rightarrow$  complex)  $\Rightarrow$  complex  $\Rightarrow$  real" where
  "cindex_pathE  $\gamma$   $z_0$  = cindexE 0 1 ( $\lambda t. \text{Im } (\gamma t - z_0) / \text{Re } (\gamma t - z_0)$ )"
```

Note, in the definition of $\text{Ind}_a^b(f)$ we have a term

$$\sum_{x \in [a, b)} \text{jump}_+(f, x)$$

which actually hides an assumption that only a finite number of points within the interval $[a, b)$ contribute to the sum. This assumption is made explicit when defining *cindexE*, where the sum is over the set

$$\{x. \text{jumpF } f \text{ (at_right } x) \neq 0 \wedge a \leq x \wedge x < b\}.$$

In the case that the set above is infinite (i.e., the sum $\sum_{x \in [a, b)} \text{jump}_+(f, x)$ is not mathematically well-defined) we have

$$(\sum x \in \{x. \text{jumpF } f \text{ (at_right } x) \neq 0 \wedge a \leq x \wedge x < b\}. \text{jumpF } f \text{ (at_right } x)) = 0.$$

In other words, a default value (i.e., 0) is used in Isabelle/HOL when summing over an infinite set.

Due to the issue of well-defined sums, many of our lemmas related *cindexE* will have an assumption *finite_jumpFs*:

```
definition finite_jumpFs::"(real  $\Rightarrow$  real)  $\Rightarrow$  real  $\Rightarrow$  real  $\Rightarrow$  bool" where
  "finite_jumpFs f a b = finite {x. ( $\text{jumpF } f \text{ (at\_left } x) \neq 0$ 
     $\vee \text{jumpF } f \text{ (at\_right } x) \neq 0$ )  $\wedge a \leq x \wedge x \leq b$ }"
```

which guarantees the well-definedness of *cindexE*.

Now, suppose that we know that Indp is well-defined (i.e., there are only finite number of jumps over the path). What is the strategy we can employ to formally prove Proposition 1? Naturally, we may want to divide the path into a finite number of segments (subpaths) separated by those jumps, and then perform inductions on these segments. To formalise the finiteness of such segments, we can have:

```
inductive finite_Psegments::"(real  $\Rightarrow$  bool)  $\Rightarrow$  real  $\Rightarrow$  real  $\Rightarrow$  bool"
  for P where
  emptyI: "a  $\geq$  b  $\implies$  finite_Psegments P a b" |
  insertI_1: "[s  $\in$  {a..\vee P s ;  $\forall t \in$  {s..\implies finite_Psegments P a b" |
  insertI_2: "[s  $\in$  {a..\vee P s ;  $\forall t \in$  {s..\negP t ;
    finite_Psegments P a s]  $\implies$  finite_Psegments P a b"
```

```
definition finite_ReZ_segments::"(real  $\Rightarrow$  complex)  $\Rightarrow$  complex  $\Rightarrow$  bool" where
  "finite_ReZ_segments  $\gamma$   $z_0$  = finite_Psegments ( $\lambda t. \text{Re } (\gamma t - z_0) = 0$ ) 0 1"
```


The idea behind *finite_ReZ_segments* is that a jump of

$$f(t) = \frac{\text{Im}(\gamma(t) - z_0)}{\text{Re}(\gamma(t) - z_0)}$$

takes place only if $\lambda t. \text{Re}(\gamma(t) - z_0)$ changes from 0 to $\neq 0$ (or vice versa). Hence, each of the segments of the path γ separated by those jumps has either $\lambda t. \text{Re}(\gamma(t) - z_0) = 0$ or $\lambda t. \text{Re}(\gamma(t) - z_0) \neq 0$.

As can be expected, the finiteness of jumps over a path can be derived by the finiteness of segments:

```
lemma finite_ReZ_segments_imp_jumpFs:
  fixes  $\gamma::\text{"real} \Rightarrow \text{complex}"$  and  $z_0::\text{complex}$ 
  assumes "finite_ReZ_segments  $\gamma$   $z_0$ " and "path  $\gamma$ "
  shows "finite_jumpFs ( $\lambda t. \text{Im} (\gamma t - z_0)/\text{Re} (\gamma t - z_0)$ ) 0 1"
```

By assuming such finite segments we have well-defined *cindex_pathE*, and can then derive some useful properties related to *cindex_pathE*, such as

```
lemma cindex_pathE_subpath_combine:
  fixes  $\gamma::\text{"real} \Rightarrow \text{complex}"$  and  $z_0::\text{complex}$ 
  assumes "finite_ReZ_segments  $\gamma$   $z_0$ " and "path  $\gamma$ "
  and " $0 \leq a$ " and " $a \leq b$ " and " $b \leq c$ " and " $c \leq 1$ "
  shows "cindex_pathE (subpath a b  $\gamma$ )  $z_0$  + cindex_pathE (subpath b c  $\gamma$ )  $z_0$ 
  = cindex_pathE (subpath a c  $\gamma$ )  $z_0$ "
```

which allows us to combine Cauchy indices along consecutive parts of a path. Here, the function *subpath* is defined as follows:

```
definition subpath :: "real  $\Rightarrow$  real  $\Rightarrow$  (real  $\Rightarrow$  'a)  $\Rightarrow$  real
   $\Rightarrow$  'a::real_normed_vector"
  where "subpath a b  $\gamma \equiv (\lambda t. \gamma((b - a) * t + a))"$ 
```

More importantly, we now have an induction rule for a path with finite segments:

```
lemma finite_ReZ_segments_induct:
  fixes  $\gamma::\text{"real} \Rightarrow \text{complex}"$  and  $z_0::\text{complex}$ 
  and  $P::\text{"(real} \Rightarrow \text{complex)} \Rightarrow \text{complex} \Rightarrow \text{bool}"$ 
  assumes "finite_ReZ_segments  $\gamma$   $z_0$ "
  and sub0:" $\bigwedge g z. (P (\text{subpath } 0 \ 0 \ g) z)"$ "
  and subEq:"( $\bigwedge s g z. [\![s \in \{0..<1\}; s=0 \vee \text{Re} (g s) = \text{Re} z;$ 
   $\forall t \in \{s<..
  finite_ReZ_segments (subpath 0 s g) z;  

  P (subpath 0 s g) z]  $\implies$  P g z)"$ "
  and subNEq:"( $\bigwedge s g z. [\![s \in \{0..<1\}; s=0 \vee \text{Re} (g s) = \text{Re} z;$ 
   $\forall t \in \{s<..
  finite_ReZ_segments (subpath 0 s g) z;  

  P (subpath 0 s g) z]  $\implies$  P g z)"$ "
  shows "P  $\gamma$   $z_0$ "
```

where *P* is a predicate that takes a path γ and a complex point z_0 , and

- *sub0* is the base case that *P* holds for a constant path;
- *subEq* is the inductive case when the last segment is right on the line $\{x \mid \text{Re}(x) = \text{Re}(z)\}$: $\forall t \in (s, 1). \text{Re}(g(t)) = \text{Re}(z)$;
- *subNEq* is the inductive case when the last segment does not cross the line $\{x \mid \text{Re}(x) = \text{Re}(z)\}$: $\forall t \in (s, 1). \text{Re}(g(t)) \neq \text{Re}(z)$.

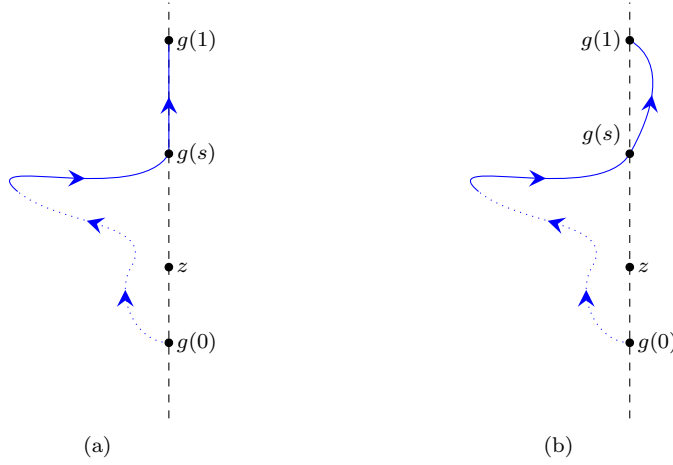


Fig. 4: Inductive cases when applying Lemma *finite_ReZ_segments_induct*

Roughly speaking, given a path with finite segments and a predicate on this path, this induction rule provides us with a method to derive the target predicate by recursively examining the last segment.

Before attacking Proposition 1, we can show an auxiliary lemma about $\text{Re}(n(\gamma, z_0))$ and $\text{Indp}(\gamma, z_0)$ when the end points of γ are on the line $\{z \mid \text{Re}(z) = \text{Re}(z_0)\}$:

```

lemma winding_number_cindex_pathE_aux:
  fixes  $\gamma :: \text{real} \Rightarrow \text{complex}$  and  $z_0 :: \text{complex}$ 
  assumes "finite_ReZ_segments  $\gamma$   $z_0$ " and "valid_path  $\gamma$ "
    and " $z_0 \notin \text{path\_image } \gamma$ " and " $\text{Re } (\gamma 1) = \text{Re } z_0$ "
    and " $\text{Re } (\gamma 0) = \text{Re } z_0$ "
  shows " $2 * \text{Re}(\text{winding\_number } \gamma z_0) = - \text{cindex\_pathE } \gamma z_0$ "

```

Proof As there is a finite number of segments along γ (i.e., *finite_ReZ_segments* γ z_0), by inducting on these segments with Lemma *finite_ReZ_segments_induct* we end up with three cases. The base case is straightforward: given a constant path $g : [0, 1] \rightarrow \mathbb{C}$ and a complex point $z \in \mathbb{C}$, we have $\text{Re}(n(g, z)) = 0$ and $\text{Indp}(g, z) = 0$, hence $2 \text{Re}(n(g, z)) = - \text{Indp}(g, z)$.

For the inductive case when the last segment is right on the line $\{x \mid \text{Re}(x) = \text{Re}(z)\}$, there is $\forall t \in (s, 1). \text{Re}(g(t)) = \text{Re}(z)$ as illustrated in Fig. 4a. Let

$$g_1(t) = g(st)$$

$$g_2(t) = g((1-s)t).$$

We have

$$n(g, z) = n(g_1, z) + n(g_2, z), \quad (5)$$

and, by the induction hypothesis,

$$2 \text{Re}(n(g_1, z)) = - \text{Indp}(g_1, z). \quad (6)$$

Moreover, it is possible to derive

$$2 \text{Re}(n(g_2, z)) = - \text{Indp}(g_2, z), \quad (7)$$

since $n(g_2, z) = 0$ and $\text{Indp}(g_2, z) = 0$. Furthermore, by Lemma *cindex_pathE_subpath_combine* we can sum up the Cauchy index along g_1 and g_2 :

$$\text{Indp}(g_1, z) + \text{Indp}(g_2, z) = \text{Indp}(g, z) \quad (8)$$

Combining Equations (5), (6), (7) and (8) yields

$$\begin{aligned} 2 \operatorname{Re}(n(g, z)) &= 2(\operatorname{Re}(n(g_1, z)) + \operatorname{Re}(n(g_2, z))) \\ &= -\text{Indp}(g_1, z) - \text{Indp}(g_2, z) \\ &= -\text{Indp}(g, z) \end{aligned} \quad (9)$$

which concludes the case.

For the other inductive case when the last segment does not cross the line $\{x \mid \operatorname{Re}(x) = \operatorname{Re}(z)\}$, without loss of generality, we assume

$$\forall t \in (s, 1). \operatorname{Re}(g(t)) > \operatorname{Re}(z), \quad (10)$$

and the shape of g is as illustrated in Fig. 4b. Similar to the previous case, by letting $g_1(t) = g(st)$ and $g_2(t) = g((1-s)t)$, we have $n(g, z) = n(g_1, z) + n(g_2, z)$ and, by the induction hypothesis, $2 \operatorname{Re}(n(g_1, z)) = -\text{Indp}(g_1, z)$. Moreover, by observing the shape of g_2 we have

$$2 \operatorname{Re}(n(g_2, z)) = \text{jump}_-(f, 1) - \text{jump}_+(f, 0) \quad (11)$$

$$\text{Indp}(g_2, z) = \text{jump}_+(f, 0) - \text{jump}_-(f, 1) \quad (12)$$

where $f(t) = \operatorname{Im}(g_2(t) - z) / \operatorname{Re}(g_2(t) - z)$. Combining (11) with (12) leads to $2 \operatorname{Re}(n(g_2, z)) = -\text{Indp}(g_2, z)$, following which we finish the case by deriving $2 \operatorname{Re}(n(g, z)) = -\text{Indp}(g, z)$ in a way analogous to (9).

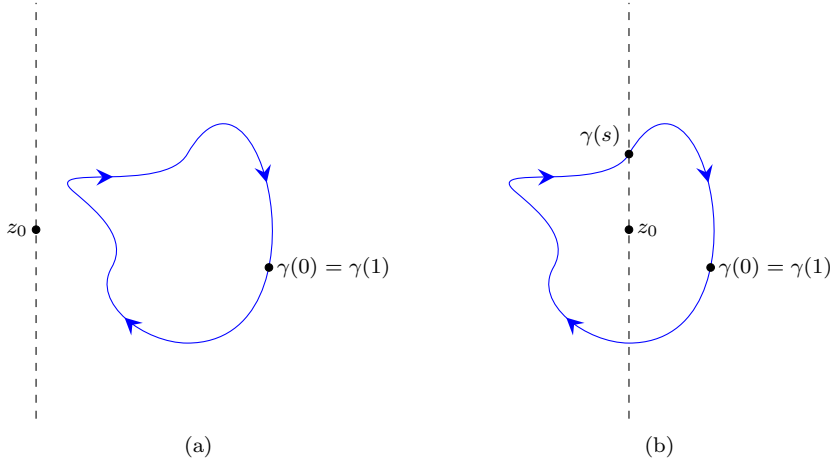


Fig. 5: To derive $n(\gamma, z_0) = -\frac{\text{Indp}(\gamma, z_0)}{2}$ when γ is a loop

Finally, we are ready to formally derive Proposition 1 in Isabelle/HOL:

theorem *winding_number_cindex_pathE*:
fixes $\gamma::\text{"real"} \Rightarrow \text{"complex"}$ **and** $z_0::\text{"complex"}$
assumes *"finite_ReZ_segments γ z_0 "* **and** *"valid_path γ "*
and *" $z_0 \notin \text{path_image } \gamma$ "* **and** *" γ 0 = γ 1"*
shows *"winding_number γ z_0 = - cindex_pathE γ z_0 / 2"*

Proof By assumption, we know that γ is a loop, and the point $\gamma(0) = \gamma(1)$ can be away from the line $\{z \mid \text{Re}(z) = \text{Re}(z_0)\}$ which makes Lemma *winding_number_cindex_pathE_aux* inapplicable. To resolve this problem, we look for a point $\gamma(s)$ on γ such that $0 \leq s \leq 1$ and $\text{Re}(\gamma(s)) = \text{Re}(z_0)$, and we can either fail or succeed.

In the case of failure, without loss of generality, we can assume $\text{Re}(\gamma(t)) > \text{Re}(z_0)$ for all $0 \leq t \leq 1$, and the shape of γ is as illustrated in Fig. 5a. As the path γ does not cross the line $\{z \mid \text{Re}(z) = \text{Re}(z_0)\}$, we can evaluate

$$\text{Indp}(\gamma, z_0) = 0$$

$$n(\gamma, z_0) = \text{Re}(n(\gamma, z_0)) = \frac{\text{Im}(\text{Ln}(\gamma(1) - z_0)) - \text{Im}(\text{Ln}(\gamma(0) - z_0))}{2\pi} = 0$$

where Ln is a complex logarithm function. Hence, $n(\gamma, z_0) = -\text{Indp}(\gamma, z_0)/2$ which concludes the case.

In the case of success, as illustrated in Fig. 5b, we have $\text{Re}(\gamma(s)) = \text{Re}(z_0)$. We then define a shifted path γ_s :

$$\gamma_s(t) = \begin{cases} \gamma(t+s) & \text{if } s+t \leq 1, \\ \gamma(t+s-1) & \text{otherwise,} \end{cases}$$

such that $\text{Re}(\gamma_s(0)) = \text{Re}(\gamma_s(1)) = \text{Re}(z_0)$. By applying Lemma *winding_number_cindex_pathE_aux*, we obtain a relationship between $\text{Re}(n(\gamma_s, z_0))$ and $\text{Indp}(\gamma_s, z_0)$:

$$2 \text{Re}(n(\gamma_s, z_0)) = -\text{Indp}(\gamma_s, z_0),$$

following which we have $n(\gamma, z_0) = -\text{Indp}(\gamma, z_0)/2$, since $n(\gamma_s, z_0) = n(\gamma, z_0)$ and $\text{Indp}(\gamma_s, z_0) = \text{Indp}(\gamma, z_0)$.

4.2 A Tactic for Evaluating Winding Numbers

With Proposition 1 formalised, we are now able to build a tactic to evaluate winding numbers through Cauchy indices. The idea has already been sketched in Examples 3 and 4. In general, we have built a tactic named *eval_winding* to convert goals of the form

$$n(\gamma_1 + \gamma_2 + \cdots + \gamma_n, z_0) = k \tag{13}$$

into

- (i) $\gamma_j(1) = \gamma_{j+1}(0)$ for all $1 \leq j \leq n-1$, and $\gamma_n(1) = \gamma_1(0)$,
- (ii) $z_0 \notin \{\gamma_j(t) \mid 0 \leq t \leq 1\}$ for all $1 \leq j \leq n$,
- (iii) $\text{Indp}(\gamma_1, z_0) + \text{Indp}(\gamma_2, z_0) + \cdots + \text{Indp}(\gamma_n, z_0) = -2k$,

where k is an integer and γ_j ($1 \leq j \leq n$) is either a linear path:

$$\gamma_j(t) = (1-t)a + tb \quad \text{where } a, b \in \mathbb{C}$$

or a part of a circular path:

$$\gamma_j(t) = z + re^{i((1-t)a+tb)} \quad \text{where } a, b, r \in \mathbb{R} \text{ and } z \in \mathbb{C}.$$

Here, (i) ensures that the path $\gamma_1 + \gamma_2 + \dots + \gamma_n$ is a loop; (ii) certifies that z_0 is not on the image of $\gamma_1 + \gamma_2 + \dots + \gamma_n$.

To achieve this, `eval_winding` will first perform a substitution step on the left-hand side of Equation (13) using Lemma `winding_number_cindex_pathE`. As the substitution is conditional, we will need to resolve four extra subgoals (i.e., (a), (b), (c) and (d) as follows) and Equation (13) is transformed into (e):

- (a) `finite_ReZ_segments` (γ_1 `+++` γ_2 `+++` ... `+++` γ_n) z_0 ,
- (b) `valid_path` (γ_1 `+++` γ_2 `+++` ... `+++` γ_n),
- (c) $z_0 \notin \text{path_image}$ (γ_1 `+++` γ_2 `+++` ... `+++` γ_n)
- (d) $(\gamma_1$ `+++` γ_2 `+++` ... `+++` γ_n) $0 = (\gamma_1$ `+++` γ_2 `+++` ... `+++` γ_n) 1 ,
- (e) `cindex_pathE` (γ_1 `+++` γ_2 `+++` ... `+++` γ_n) $z_0 / 2 = k$.

Regarding (a), the tactic will keep applying the following introduction rule:

```
lemma finite_ReZ_segments_joinpaths:
  fixes  $\gamma_1 \gamma_2 :: \text{"real} \Rightarrow \text{complex}"$  and  $z_0 :: \text{complex}$ 
  assumes "finite_ReZ_segments  $\gamma_1 z_0$ " and "finite_ReZ_segments  $\gamma_2 z_0$ "
  and "path  $\gamma_1$ " and "path  $\gamma_2$ " and " $\gamma_1 1 = \gamma_2 0$ "
  shows "finite_ReZ_segments ( $\gamma_1$ +++ $\gamma_2$ )  $z_0$ "
```

to eliminate the path join operations (`+++`) until the function `finite_ReZ_segments` is only applied to a linear path or a part of a circular path:

```
lemma finite_ReZ_segments_linepath:
  "finite_ReZ_segments (linepath a b) z"

lemma finite_ReZ_segments_part_circlepath:
  "finite_ReZ_segments (part_circlepath z0 r st tt) z"
```

either of which can then be directly discharged. In terms of other subgoals introduced when applying `finite_ReZ_segments_joinpaths`, such as `path γ_1` , `path γ_2` and $\gamma_1 1 = \gamma_2 0$, we can keep applying the following introduction and simplification rules:

- `[[path γ_1 ; path γ_2 ; $\gamma_1 1 = \gamma_2 0$]] \implies path(γ_1 +++ γ_2),`
- `path (part_circlepath z0 r st tt)`,
- `path (linepath a b)`,
- $(\gamma_1$ `+++` γ_2) $1 = \gamma_2 1$,
- $(\gamma_1$ `+++` γ_2) $0 = \gamma_1 0$.

With all these rules, we can eventually transform the subgoal (a) into (i).

By following similar steps, the tactic will, respectively, transform the subgoals (b), (c) and (d) to (i), (ii) and (i) again. Finally, with respect to (e), we can similarly rewrite with a rule between the Cauchy index (`cindex_pathE`) and the path join operation (`+++`):

```
lemma cindex_pathE_joinpaths:
  fixes  $\gamma_1 \gamma_2 :: \text{"real} \Rightarrow \text{complex}"$  and  $z_0 :: \text{complex}$ 
  assumes "finite_ReZ_segments  $\gamma_1 z_0$ " and "finite_ReZ_segments  $\gamma_2 z_0$ "
  and "path  $\gamma_1$ " and "path  $\gamma_2$ " and " $\gamma_1 1 = \gamma_2 0$ "
  shows "cindex_pathE ( $\gamma_1$ +++ $\gamma_2$ )  $z_0 = cindex_pathE \gamma_1 z_0 + cindex_pathE \gamma_2 z_0$ "
```

to convert the subgoal (e) to (i) and (iii).

After building the tactic `eval_winding`, we are now able to convert a goal like Equation (13) to (i), (ii) and (iii). In most cases, discharging (i) and (ii) is straightforward. To derive (iii), we will need to formally evaluate each $\text{Indp}(\gamma_j, z_0)$ ($1 \leq j \leq n$) when γ_j is either a linear path or a part of a circular path.

When γ_j is a linear path, the following lemma is applicable:

```

lemma cindex_pathE_linepath:
  fixes a b z0 :: complex
  assumes "z0 ∉ path_image (linepath a b)"
  shows "cindex_pathE (linepath a b) z0 = (
    let c1 = Re a - Re z0;
        c2 = Re b - Re z0;
        c3 = Im a * Re b + Re z0 * Im b + Im z0 * Re a - Im z0 * Re b
            - Im b * Re a - Re z0 * Im a;
        d1 = Im a - Im z0;
        d2 = Im b - Im z0
    in if (c1>0 ∧ c2<0) ∨ (c1<0 ∧ c2>0) then
      (if c3>0 then 1 else -1)
    else
      (if (c1=0 ↔ c2≠0) ∧ (c1=0 → d1≠0) ∧ (c2=0 → d2≠0) then
        if (c1=0 ∧ (c2 >0 ↔ d1>0)) ∨ (c2=0 ∧ (c1 >0 ↔ d2<0))
          then 1/2 else -1/2
        else 0)"

```

Although Lemma `cindex_pathE_linepath` may appear terrifying, evaluating its right-hand side is usually automatic when the number of free variables is small. For example, in a formal proof of Example 3 in Isabelle/HOL, we can have the following fragment:

```

lemma
  fixes R::real
  assumes "R>1"
  shows "winding_number (part_circlepath 0 R 0 pi +++ linepath (-R) R) i = 1"
proof (winding_eval, simp_all)
  ...
  have "i ∉ path_image (linepath (-R) (R::complex))" by ...
  from cindex_pathE_linepath[OF this] ⟨R>1
  have "cindex_pathE (linepath (-R) (R::complex)) i = -1" by auto
  ...
qed

```

where `winding_eval` is first applied to convert the goal into (i), (ii) and (iii), and `simp_all` subsequently simplifies those newly generated subgoals. In the middle of the proof, we show that the complex point i is not on the image of the linear path L_r (i.e., `linepath (-R) (R::complex)`) in Isabelle/HOL), following which we apply Lemma `cindex_pathE_linepath` to derive $\text{Indp}(L_r, i) = -1$: the evaluation process is automatic through the command `auto`, given the assumption $R > 1$.

When γ_j is a part of a circular path, a similar lemma has been provided to facilitate the evaluation of $\text{Indp}(\gamma_j, z_0)$.

4.3 Subtleties

The first subtlety we have encountered during the formalisation of Proposition 1 is about the definition of jumps and Cauchy indices, for which our first attempt followed the standard definitions in textbooks [15, 18, 2].

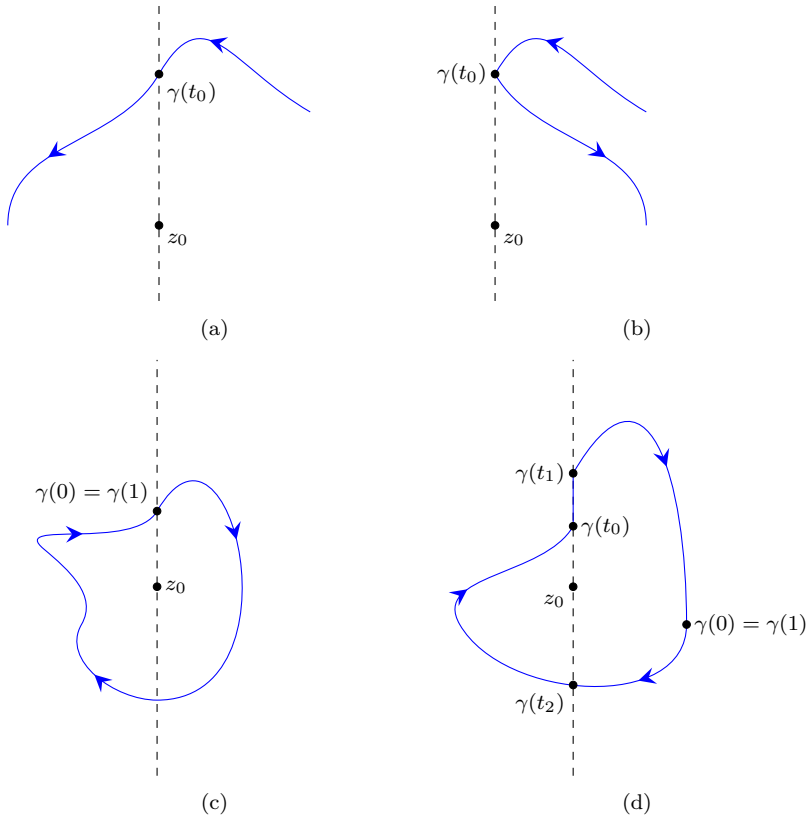


Fig. 6: Different ways a path γ can intersect with the line $\{z \mid \operatorname{Re}(z) = \operatorname{Re}(z_0)\}$

Definition 4 (Jump) For $f : \mathbb{R} \rightarrow \mathbb{R}$ and $x \in \mathbb{R}$, we define

$$\operatorname{jump}(f, x) = \begin{cases} 1 & \text{if } \lim_{u \rightarrow x^-} f(u) = -\infty \text{ and } \lim_{u \rightarrow x^+} f(u) = \infty, \\ -1 & \text{if } \lim_{u \rightarrow x^-} f(u) = \infty \text{ and } \lim_{u \rightarrow x^+} f(u) = -\infty, \\ 0 & \text{otherwise.} \end{cases}$$

Definition 5 (Cauchy index) For $f : \mathbb{R} \rightarrow \mathbb{R}$ and $a, b \in \mathbb{R}$, the Cauchy index of f over an open interval (a, b) is defined as

$$\operatorname{Ind}_a^b(f) = \sum_{x \in (a, b)} \operatorname{jump}(f, x).$$

The impact of the difference between the current definition of the Cauchy index (i.e., Definition 2) and the classic one (i.e., Definition 5) is small when formalising the Sturm-Tarski theorem [12,9], where f is a rational function. In this case, the path γ intersects with the line $\{z \mid \operatorname{Re}(z) = \operatorname{Re}(z_0)\}$ a finite number of times, and for each intersection point (see Fig. 6a and b), by letting $f(t) = \operatorname{Im}(\gamma(t) - z_0) / \operatorname{Re}(\gamma(t) - z_0)$, we have

$$\operatorname{jump}(f, t) = \operatorname{jump}_+(f, t) - \operatorname{jump}_-(f, t),$$

hence

$$\sum_{x \in (a,b)} \text{jump}(f, x) = \sum_{x \in [a,b)} \text{jump}_+(f, x) - \sum_{x \in (a,b]} \text{jump}_-(f, x),$$

provided $\text{jump}_+(f, a) = 0$ and $\text{jump}_-(f, b) = 0$. That is, the classic Cauchy index and the current one are equal when f is a rational function and does not jump at both ends of the target interval.

Naturally, the disadvantages of Definition 5 are twofold:

- The function $\lambda t. \text{Re}(\gamma(0) - z_0)$ cannot vanish at either end of the interval. That is, we need to additionally assume $\text{Re}(\gamma(0) - z_0) \neq 0$ as in Rahman and Schmeisser's formulation [18, Lemma 11.1.1 and Theorem 11.1.3], and Proposition 1 will be inapplicable in the case of Fig. 6c where $\text{Re}(\gamma(0)) = \text{Re}(\gamma(1)) = \text{Re}(z_0)$.
- The function $\lambda t. \text{Im}(\gamma(t) - z_0)/\text{Re}(\gamma(t) - z_0)$ has to be rational, which makes Proposition 1 inapplicable for cases like in Fig. 6d (if we follow Definition 5). To elaborate, it can be observed in Fig. 6d that $n(\gamma, z_0) = -1$, while we will only get a wrong answer by following Definition 5 and evaluating through Proposition 1:

$$-\frac{1}{2} \left(\sum_{x \in (0,1)} \text{jump}(f, x) \right) = -\frac{\text{jump}(f, t_2)}{2} = -\frac{1}{2},$$

where $f(t) = \text{Im}(\gamma(t) - z_0)/\text{Re}(\gamma(t) - z_0)$. In comparison, Definition 2 leads to the correct answer:

$$\begin{aligned} n(\gamma, z_0) &= -\frac{1}{2} \left(\sum_{x \in [0,1)} \text{jump}_+(f, x) - \sum_{x \in (0,1]} \text{jump}_-(f, x) \right) \\ &= -\frac{1}{2} (\text{jump}_+(f, t_2) + \text{jump}_+(f, t_1) - \text{jump}_-(f, t_2) - \text{jump}_-(f, t_0)) \\ &= -\frac{1}{2} \left(\frac{1}{2} + \frac{1}{2} - \left(-\frac{1}{2}\right) - \left(-\frac{1}{2}\right) \right) \\ &= -1. \end{aligned}$$

Fortunately, Michael Eisermann [6] recently proposed a new formulation of the Cauchy index that overcomes those two disadvantages, and this new formulation is what we have followed (in Definitions 1 and 2).

Another subtlety we ran into was the well-definedness of the Cauchy index. Such well-definedness is usually not an issue and left implicit in the literature, because, in most cases, the Cauchy index is only defined on rational functions, where only finitely many points can contribute to the sum. When attempting to formally derive Proposition 1, we realised that this assumption needed to be made explicit, since the path γ can be flexible enough to allow the function $f(t) = \text{Im}(\gamma(t) - z_0)/\text{Re}(\gamma(t) - z_0)$ to be non-rational (e.g. Fig. 6d). In our first attempt of following Definition 5, the Cauchy index was formally defined as follows:

definition *cindex*:: "real \Rightarrow real \Rightarrow (real \Rightarrow real) \Rightarrow int" where
 "cindex a b f = ($\sum x \in \{x. \text{jump } f \ x \neq 0 \ \wedge \ a < x \ \wedge \ x < b\}. \text{jump } f \ x$)"

and its well-definedness was ensured by the finite number of times that γ crosses the line $\{z \mid \text{Re}(z) = \text{Re}(z_0)\}$:

definition *finite_axes_cross* : "(real \Rightarrow complex) \Rightarrow complex \Rightarrow bool" **where**
 "finite_axes_cross $\gamma z_0 =$
 finite {t. (Re ($\gamma t - z_0$) = 0 \vee Im ($\gamma t - z_0$) = 0) \wedge 0 \leq t \wedge t \leq 1}"

where the part $\text{Re } (\gamma t - z_0) = 0$ ensures that $\text{jump } f t$ is non-zero only at finitely many points over the interval $[0, 1]$. When constrained by *finite_axes_cross*, the function $f(t) = \text{Im}(\gamma(t) - z_0) / \text{Re}(\gamma(t) - z_0)$ behaves like a rational function. More importantly, the path γ , in this case, can be divided into a finite number of ordered segments delimited by those points over $[0, 1]$, which makes an inductive proof of Proposition 1 possible. However, after abandoning our first attempt and switching to Definition 2, the well-definedness of the Cauchy index is assured by the finite number of jump_+ and jump_- of f (i.e., Definition *finite_jumpFs* in §4.1), with which we did not know how to divide the path γ into segments and carry out an inductive proof. It took us some time to properly define the assumption of finite segments (i.e., Definition *finite_ReZ_segments*) that implied the well-definedness through Lemma *finite_ReZ_segments_imp_jumpFs* and provided a lemma for inductive proofs (i.e., Lemma *finite_ReZ_segments_induct*).

5 Counting the Number of Complex Roots

In the previous section, we have described a way to evaluate winding numbers through Cauchy indices. In this section, we will further explore this idea and propose verified procedures to count the number of complex roots of a polynomial in some domain such as a rectangle and a half-plane.

Does a winding number have anything to do with the number of roots of a polynomial? The answer is yes. Thanks to the argument principle, we can calculate the number of roots by evaluating a contour integral:

$$\frac{1}{2\pi i} \oint_{\gamma} \frac{p'(x)}{p(x)} dx = N \quad (14)$$

where $p \in \mathbb{C}[x]$, $p'(x)$ is the first derivative of p and N is the number of complex roots of p (counted with multiplicity) inside the loop γ . Also, by the definition of winding numbers, we have

$$n(p \circ \gamma, 0) = \frac{1}{2\pi i} \oint_{\gamma} \frac{p'(x)}{p(x)} dx. \quad (15)$$

Combining Equations (14) and (15) gives us the relationship between a winding number and the number of roots of a polynomial:

$$n(p \circ \gamma, 0) = N. \quad (16)$$

And the question becomes: can we evaluate $n(p \circ \gamma, 0)$ through Cauchy indices?

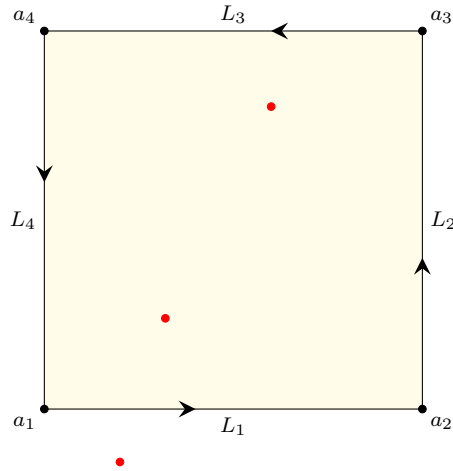


Fig. 7: Complex roots of a polynomial (red dots) and a rectangular path ($L_1 + L_2 + L_3 + L_4$) on the complex plane

5.1 Roots in a Rectangle

Let N be the number of complex roots of a polynomial p inside the rectangle defined by its lower left corner a_1 and upper right corner a_3 . As illustrated in Fig. 7, we can define four linear paths along the edge of the rectangle:

$$\begin{aligned} L_1(t) &= (1-t)a_1 + ta_2 \\ L_2(t) &= (1-t)a_2 + ta_3 \\ L_3(t) &= (1-t)a_3 + ta_4 \\ L_4(t) &= (1-t)a_4 + ta_1 \end{aligned}$$

where $a_2 = \operatorname{Re}(a_3) + i \operatorname{Im}(a_1)$ and $a_4 = \operatorname{Re}(a_1) + i \operatorname{Im}(a_3)$. Combining Proposition 1 with Equation (16) yields

$$\begin{aligned} N &= n(p \circ (L_1 + L_2 + L_3 + L_4), 0) \\ &= -\frac{1}{2} \operatorname{Indp}(p \circ (L_1 + L_2 + L_3 + L_4), 0) \\ &= -\frac{1}{2} (\operatorname{Indp}(p \circ L_1, 0) + \operatorname{Indp}(p \circ L_2, 0) + \operatorname{Indp}(p \circ L_3, 0) + \operatorname{Indp}(p \circ L_4, 0)). \end{aligned} \tag{17}$$

Here, the path $p \circ L_j : [0, 1] \rightarrow \mathbb{C}$ ($1 \leq j \leq 4$) is (mostly) neither a linear path nor a part of a circular path, which indicates that our evaluation strategies in §4.2, such as Lemma `cindex_pathE_linepath`, will no longer apply. Thankfully, the Sturm-Tarski theorem [9] came to our rescue.

As a side product of the Sturm-Tarski theorem, we can evaluate the Cauchy index of a rational function f through some remainder sequence: let $q, p \in \mathbb{R}[x]$ be, respectively, the numerator and denominator polynomial of f , such that $f(t) = q(t)/p(t)$. We have

$$\operatorname{Ind}_a^b(f) = \operatorname{Var}(\operatorname{SRemS}(p, q); a, b) \tag{18}$$

where $a, b \in \mathbb{R} \cup \{-\infty, \infty\}$, $a < b$ and are not roots of p . $\text{SRemS}(p, q)$ and $\text{Var}(-; a, b)$ are, respectively, the signed remainder sequence and the difference in the number of sign variations evaluated at a and b .

Back to the case of $\text{Indp}(p \circ L_j, 0)$, we have

$$\text{Indp}(p \circ L_j, 0) = \text{Ind}_0^1 \left(\lambda t. \frac{\text{Im}(p(L_j(t)))}{\text{Re}(p(L_j(t)))} \right)$$

and the function $\lambda t. \text{Im}(p(L_j(t)))/\text{Re}(p(L_j(t)))$ is, amazingly, a rational function! Therefore, by combining Equations (17) and (18) we have an idea of how to count the number of roots inside a rectangle.

While proceeding to the formal development, the first problem we encountered was that the Cauchy index in Equation (18) actually follows the classic definition (i.e., Definition 5), and is different from the one in Equation (17) (i.e., Definitions 2 and 3). Subtle differences between these two formulations have already been discussed in §4.3. Luckily, Eisermann [6] has also described an alternative sign variation operator so that our current definition of the Cauchy index (i.e., Definition 2) can be computationally evaluated:

```
lemma cindex_polyE_changes_alt_itv_mods:
  fixes a b::real and p q::"real poly"
  assumes "a < b" and "coprime p q"
  shows "cindex_polyE a b q p = changes_alt_itv_smods a b p q / 2"
```

where cindex_polyE is the Cauchy index of a function f when f is known to be rational (i.e., $f(t) = q(t)/p(t)$):

```
lemma cindexE_eq_cindex_polyE:
  fixes a b::real and p q::"real poly"
  assumes "a < b"
  shows "cindexE a b (\lambda x. poly q x / poly p x) = cindex_polyE a b q p"
```

The alternative sign variation operation is defined as

```
definition changes_alt_itv_smods::
  "real => real => real poly => real poly => int" where
  "changes_alt_itv_smods a b p q = (let ps = smods p q
    in changes_alt_poly_at ps a
     - changes_alt_poly_at ps b)"
```

where smods is the Isabelle implementation of the signed remainder sequence operation (i.e., SRemS in Equation (18)) and $\text{changes_alt_poly_at}$ corresponds to Var in (18) but with a different sign variation function changes_alt :

```
fun changes_alt:: "('a :: linordered_idom) list => int" where
  "changes_alt [] = 0" |
  "changes_alt [_] = 0" |
  "changes_alt (x1 # x2 # xs) = |sign x1 - sign x2| + changes_alt (x2 # xs)"
```

```
definition changes_alt_poly_at::
  "('a :: linordered_idom) poly list => 'a => int" where
  "changes_alt_poly_at ps a = changes_alt (map (\p. poly p a) ps)"
```

The difference between these two sign variation operations is that the previous one (i.e., $\text{Var}(-; -, -)$) discards zeros before calculating variations while the alternative one (i.e., $\text{changes_alt_itv_smods}$) takes zeros into consideration.

Before implementing Equation (17), we need to realise that there is a restriction in our strategy: roots are not allowed on the border (i.e., the image of the path $L_1 + L_2 + L_3 + L_4$). To computationally check this restriction, the following function is defined

definition `no_roots_line` :: "complex poly \Rightarrow complex \Rightarrow complex \Rightarrow bool" **where**
`"no_roots_line p a b = (roots_within p (closed_segment a b) = {})"`

which will return "true" if there is no root on the closed segment between a and b , and "false" otherwise. Here, `closed_segment a b` is defined as the set $\{(1-u)a + ub \mid 0 \leq u < 1\} \subseteq \mathbb{C}$, and the function `roots_within p s` gives the set of roots of the polynomial p within the set s :

definition `roots_within` :: "'a :: comm_semiring_0 poly \Rightarrow 'a set \Rightarrow 'a set" **where**
`"roots_within p s = {x \in s. poly p x = 0}"`

To make `no_roots_line` executable, we can derive the following code equation:

lemma `no_roots_line_code`[code]:
`"no_roots_line p a b = (if poly p a \neq 0 \wedge poly p b \neq 0 then
 (let pc = p \circ_p [:a, b - a:];
 pR = map_poly Re pc;
 pI = map_poly Im pc;
 g = gcd pR pI
 in if changes_itv_smods 0 1 g (pderiv g) = 0
 then True else False)
 else False)"`

where \circ_p is the polynomial composition operation and `map_poly Re` and `map_poly Im`, respectively, extract the real and imaginary parts of the complex polynomial p_c .

Proof Supposing $L : [0, 1] \rightarrow \mathbb{C}$ is a linear path from a to b : $L(t) = (1-t)a + tb$, we know that $p \circ L$ is still a polynomial with complex coefficients. Subsequently, we extract the real and imaginary parts (p_R and p_I , respectively) of $p \circ L$ such that

$$p(L(t)) = p_R(t) + ip_I(t).$$

If there is a root of p lying right on L , we will be able to obtain some $t_0 \in [0, 1]$ such that

$$p_R(t_0) = p_I(t_0) = 0,$$

hence, by letting $g = \gcd(p_R, p_I)$ we have $g(t_0) = 0$. Therefore, the polynomial p has no (complex) root on L if and only if g has no (real) root within the interval $[0, 1]$, and the latter can be computationally checked using Sturm's theorem.

Finally, we define the function `roots_rectangle` that returns the number of complex roots of a polynomial (counted with multiplicity) within a rectangle defined by its lower left and upper right corner:

definition `roots_rectangle` :: "complex poly \Rightarrow complex \Rightarrow complex \Rightarrow int" **where**
`"roots_rectangle p a1 a3 = roots_count p (box a1 a3)"`

where `roots_count` is defined as follows:

definition `roots_count` :: "'a :: idom poly \Rightarrow 'a set \Rightarrow nat" **where**
`"roots_count p s = (\sum r \in roots_within p s. order r p)"`

The executability of the function `roots_rectangle` can be established with the following code equation:

lemma `roots_rectangle_code1`[code]:
`"roots_rectangle p a1 a3 =
 (if Re a1 < Re a3 \wedge Im a1 < Im a3 then
 if p \neq 0 then
 if no_roots_line p a1 (Complex (Re a3) (Im a1))`

```

^ no_roots_line p (Complex (Re a3) (Im a1)) a3
^ no_roots_line p a3 (Complex (Re a1) (Im a3))
^ no_roots_line p (Complex (Re a1) (Im a3)) a1 then
(
let p1 = p ∘p [:a1, Complex (Re a3 - Re a1) 0:];
pR1 = map_poly Re p1; pI1 = map_poly Im p1; g1 = gcd pR1 pI1;
p2 = p ∘p [:Complex (Re a3) (Im a1), Complex 0 (Im a3 - Im a1):];
pR2 = map_poly Re p2; pI2 = map_poly Im p2; g2 = gcd pR2 pI2;
p3 = p ∘p [:a3, Complex (Re a1 - Re a3) 0:];
pR3 = map_poly Re p3; pI3 = map_poly Im p3; g3 = gcd pR3 pI3;
p4 = p ∘p [:Complex (Re a1) (Im a3), Complex 0 (Im a1 - Im a3):];
pR4 = map_poly Re p4; pI4 = map_poly Im p4; g4 = gcd pR4 pI4
in
- (changes_alt_itv_smods 0 1 (pR1 div g1) (pI1 div g1)
+ changes_alt_itv_smods 0 1 (pR2 div g2) (pI2 div g2)
+ changes_alt_itv_smods 0 1 (pR3 div g3) (pI3 div g3)
+ changes_alt_itv_smods 0 1 (pR4 div g4) (pI4 div g4)) div 4
)
else Code.abort (STR "roots_rectangle fails when there is
a root on the border.") (λ_. roots_rectangle p a1 a3)
else Code.abort (STR "roots_rectangle fails when p=0.")
(λ_. roots_rectangle p a1 a3)
else 0
)"

```

The proof of the above code equation roughly follows Equations (17) and (18), where `no_roots_line` checks if there is a root of p on the rectangle border. Note that the gcd calculations here, such as $g_1 = \gcd p_{R1} p_{I1}$, are due to the coprime assumption in Lemma `cindex_polyE.changes_alt_itv_mods`.

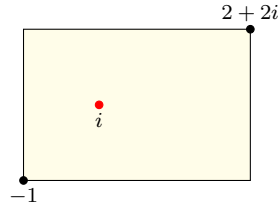


Fig. 8: A complex point i and a rectangle defined by its lower left corner -1 and upper right corner $2 + 2i$

Example 5 Given a rectangle defined by $(-1, 2 + 2i)$ (as illustrated in Fig. 8) and a polynomial p with complex coefficients:

$$p(x) = x^2 - 2ix - 1 = (x - i)^2$$

we can now type the following command to count the number of roots within the rectangle:

```
value "roots_rectangle [:-1, -2*i, 1:] (-i) (2+2*i)"
```

which will return 2 as p has exactly two complex roots (i.e. i with multiplicity 2) in the area.

5.2 Roots in a Half-plane

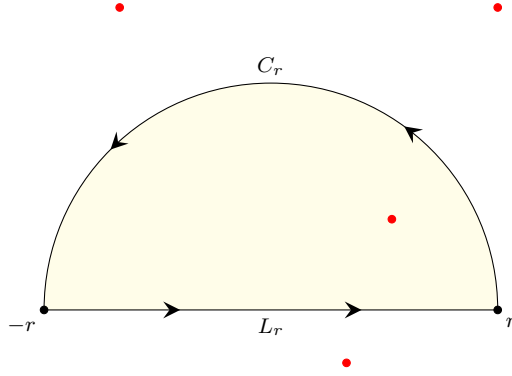


Fig. 9: Complex roots of a polynomial (red dots) and a linear path (L_r) concatenated by a semi-circular path (C_r) on the complex plane

For roots in a half-plane, we can start with a simplified case, where we count the number of roots of a polynomial in the upper half-plane of \mathbb{C} :

definition `proots_upper`: "complex poly \Rightarrow int" **where**
 "proots_upper p = proots_count p {z. Im z > 0}"

As usual, our next step is to set up the executability of `proots_upper`. To achieve that, we first define a linear path $L_r(t) = (1-t)(-r) + tr$ and a semi-circular path $C_r(t) = re^{i\pi t}$, as illustrated in Fig. 9. Subsequently, let

$$\begin{aligned} C_p(r) &= p \circ C_r \\ L_p(r) &= p \circ L_r, \end{aligned}$$

and by following Equation (16) we have

$$\begin{aligned} N_r &= n(p \circ (L_r + C_r), 0) \\ &= \text{Re}(n(L_p(r), 0)) + \text{Re}(n(C_p(r), 0)) \end{aligned} \tag{19}$$

where N_r is the number of roots of p inside the path $L_r + C_r$. Note that as r approaches positive infinity, N_r will be the roots on the upper half-plane (i.e., `proots_upper p`), which is what we are aiming for. For this reason, it is natural for us to examine

$$\begin{aligned} \lim_{r \rightarrow \infty} \text{Re}(n(L_p(r), 0)) &= ? \\ \lim_{r \rightarrow \infty} \text{Re}(n(C_p(r), 0)) &= ?. \end{aligned}$$

As for the case of $\lim_{r \rightarrow \infty} \text{Re}(n(L_p(r), 0))$, we can have

```

lemma Re_winding_number_poly_linepath:
  fixes p::"complex poly"
  defines "Lp ≡ (λr::real. poly p o linepath (-r) r)"
  assumes "lead_coeff p=1" and "∀x∈{x. poly p x=0}. Im x≠0"
  shows "((λr. 2*Re (winding_number (Lp r) 0) + cindex_pathE (Lp r) 0)
    → 0) at_top"

```

which essentially indicates

$$\lim_{r \rightarrow \infty} \operatorname{Re}(n(L_p(r), 0)) = -\frac{1}{2} \lim_{r \rightarrow \infty} \operatorname{Indp}(L_p(r), 0), \quad (20)$$

provided that the polynomial p is monic and does not have any root on the real axis.

Next, regarding $\lim_{r \rightarrow \infty} \operatorname{Re}(n(R_p(r), 0))$, we can first derive a lemma about C_r :

```

lemma Re_winding_number_tendsto_part_circlepath:
  fixes z z0::complex
  shows "((λr. Re (winding_number (part_circlepath z r 0 pi) z0))
    → 1/2) at_top"

```

that is, $\lim_{r \rightarrow \infty} \operatorname{Re}(n(C_r, 0)) = 1/2$, following which and by induction we have

```

lemma Re_winding_number_poly_part_circlepath:
  fixes z::complex and p::"complex poly"
  defines "Cp ≡ (λr::real. poly p o part_circlepath z r 0 pi)"
  assumes "degree p>0"
  shows "((λr. Re (winding_number (Cp r) 0)) → degree p/2) at_top"

```

which is

$$\lim_{r \rightarrow \infty} \operatorname{Re}(n(C_p(r), 0)) = \frac{\deg(p)}{2}, \quad (21)$$

provided $\deg(p) > 0$.

Putting Equations (20) and (21) together yields the core lemma about *roots_upper* in this section:

```

lemma roots_upper_cindex_eq:
  fixes p::"complex poly"
  assumes "lead_coeff p=1" and "∀x∈{x. poly p x=0}. Im x≠0"
  shows "roots_upper p =
    (degree p - cindex_poly_ubd (map_poly Im p) (map_poly Re p))/2"

```

where $\operatorname{cindex_poly_ubd} (\operatorname{map_poly} \operatorname{Im} p) (\operatorname{map_poly} \operatorname{Re} p)$ is mathematically interpreted as $\operatorname{Ind}_{-\infty}^{\infty}(\lambda t. \operatorname{Im}(p(t))/\operatorname{Re}(p(t)))$, which is derived from $\lim_{r \rightarrow \infty} \operatorname{Indp}(L_p(r), 0)$ in Equation (20) since

$$\begin{aligned} \lim_{r \rightarrow \infty} \operatorname{Indp}(L_p(r), 0) &= \lim_{r \rightarrow \infty} \operatorname{Indp}(L_p(r), 0) \\ &= \lim_{r \rightarrow \infty} \operatorname{Ind}_0^1 \left(\lambda t. \frac{\operatorname{Im}(L_p(r, t))}{\operatorname{Re}(L_p(r, t))} \right) \\ &= \lim_{r \rightarrow \infty} \operatorname{Ind}_{-r}^r \left(\lambda t. \frac{\operatorname{Im}(p(t))}{\operatorname{Re}(p(t))} \right) \\ &= \operatorname{Ind}_{-\infty}^{\infty} \left(\lambda t. \frac{\operatorname{Im}(p(t))}{\operatorname{Re}(p(t))} \right). \end{aligned}$$

Finally, following Lemma *roots_upper_cindex_eq*, the executability of the function *roots_upper* is established:

```

lemma roots_upper_code1[code]:
  "roots_upper p =
    (if p ≠ 0 then
      (let pm = smult (inverse (lead_coeff p)) p;
        pI = map_poly Im pm;
        pR = map_poly Re pm;
        g = gcd pI pR
      in
        if changes_R_smods g (pderiv g) = 0
        then
          (degree p - changes_R_smods pR pI) div 2
        else
          Code.abort (STR ''roots_upper fails when there is a root
            on the border.'') (λ_. roots_upper p)
      )
    else
      Code.abort (STR ''roots_upper fails when p=0.'')
        (λ_. roots_upper p))"

```

where

- $\text{smult}(\text{inverse}(\text{lead_coeff } p)) p$ divides the polynomial p by its leading coefficient so that the resulting polynomial p_m is monic. This corresponds to the assumption $\text{lead_coeff } p = 1$ in Lemma `roots_upper.cindex.eq`.
- $\text{changes_R_smods } g (\text{pderiv } g) = 0$ checks if p has no root lying on the real axis, which is due to the second assumption in Lemma `roots_upper.cindex.eq`.
- $\text{changes_R_smods } p_R p_I$ evaluates

$$\text{Ind}_{-\infty}^{\infty} \left(\lambda t. \frac{\text{Im}(p_I(t))}{\text{Re}(p_R(t))} \right)$$

by following Equation (18).

As for the general case of a half-plane, we can have a definition as follows:

```

definition roots_half: "complex poly ⇒ complex ⇒ complex ⇒ int" where
  "roots_half p a b = roots_count p {w. Im ((w-a) / (b-a)) > 0}"

```

which encodes the number of roots in the left half-plane of the vector $b - a$. Roots of p in this half-plane can be transformed to roots of $p \circ_p [:a, b-a:]$ in the upper half-plane of \mathbb{C} :

```

lemma roots_half_proots_upper:
  fixes a b :: complex and p :: "complex poly"
  assumes "a ≠ b" and "p ≠ 0"
  shows "roots_half p a b = roots_upper (p ∘p [ :a, b-a: ])"

```

And so we can naturally evaluate `roots_half` through `roots_upper`:

```

lemma roots_half_code1[code]:
  "roots_half p a b =
    (if a ≠ b then
      (if p ≠ 0 then
        roots_upper (p ∘p [ :a, b - a: ])
      else Code.abort (STR ''roots_half fails when p=0.'')
        (λ_. roots_half p a b)
      else 0)"

```

Example 6 We can now use the following command

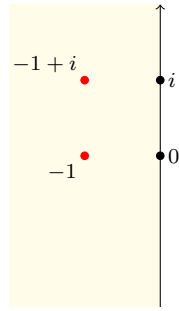


Fig. 10: Complex roots of a polynomial (red dots) and a vector $(0, i)$

```
value "roots_half [:1-i, 2-i, 1:] 0 i"
```

to decide that the polynomial

$$p(x) = x^2 + (2 - i)x + (1 - i) = (x + 1)(x + 1 - i)$$

has exactly two roots within the left half-plane of the vector $(0, i)$, as shown in Fig. 10.

6 Limitations and Future Work

There are, of course, several improvements that can be made on both the evaluation tactic in §4.2 and root counting procedures in §5. As the tactic is intended to be applied to winding numbers with variables, full automation with this tactic is unlikely in most cases, but we can always aim for better automation and an enhanced interactive experience for users (e.g., presenting unsolved goals in a more user-friendly way).

Regarding the two root-counting procedures in §5, a key limitation is that they do not allow cases where any of the roots is on the border. There are two possible solutions to this problem:

- To generalise the definition of winding numbers. The current formulation of winding numbers in Isabelle/HOL follows the one in complex analysis:

$$n(\gamma, z) = \frac{1}{2\pi i} \oint_{\gamma} \frac{dw}{w - z}$$

which becomes undefined when the point z is on the image of the path γ . With other and more relaxed formulations of winding numbers, such as the algebraic version by Eisermann [6], we may be able to derive a more general version of the argument principle that allows zeros on the border.

- To deploy a more sophisticated strategy to count the number of times that the path winds. Recall that the underlying idea in this paper is to reduce the evaluation of winding numbers to *classifications* of how paths cross some line. The Cauchy index merely provides one classification strategy, which we considered simple and elegant enough for formalisation. In contrast, Collins and Krandick [4] proposed a much more sophisticated strategy for such classifications. Their

strategy has, in fact, been widely implemented in modern systems, such as Mathematica and SymPy, to count the number of complex roots.

Neither of these two solutions are straightforward to incorporate, hence we leave them for future investigation.

Besides rectangles and half-planes, it is also possible to similarly count the number of roots in an open disk and even a sector:

$$\text{sector}(z_0, \alpha, \beta) = \{z \mid \alpha < \arg(z - z_0) < \beta\}$$

where $\arg(-)$ returns the argument of a complex number. Informal proofs of root counting in these domains can be found in Rahman and Schmeisser's book [18, Chapter 11].

7 Remarks and Potential Applications

Rahman and Schmeisser's book [18, Chapter 11] and Eisermann's paper [6] are the two main sources that our development is built upon. Nevertheless, there are still some differences in formulations:

- Rahman and Schmeisser formulated the Cauchy index as in Definitions 4 and 5, and their formulation was used in our first attempt. However, after we realised the subtleties discussed in §4.3, we abandoned this formulation and switched to the one proposed by Eisermann (i.e., Definition 2). As a result, the root counting procedures presented in this paper are more general than the ones in their book due to fewer assumptions.
- Eisermann formulated a winding number $n(\gamma, z_0)$ in a real-algebraical sense where γ is required to be a piecewise polynomial path (i.e., each piece from the path needs to be a polynomial). In comparison, $n(\gamma, z_0)$ in Isabelle/HOL follows the classic definition in complex analysis, and places fewer restrictions on the shape of γ (i.e., piecewise continuously differentiable is less restrictive than being a piecewise polynomial) but does not permit z_0 to be on the image of γ (while Eisermann's formulation does). Consequently, Eisermann's root counting procedure works in more restrictive domains (i.e., he only described the rectangle case in his paper) but does not prevent roots on the border.

Another point that may be worth mentioning is the difference between informal and formal proofs: in this development, we generally treated their lemma statements as guidance and had to devise our own proofs for those statements. For instance, when proving Proposition 1, we defined an inductive data type for segments and derived an induction rule for it, which was far away from the informal proof steps. Such situations also happened when we justified the root counting procedure in a half-plane. Overall, the formal proofs are about 12000 LOC.

Interestingly, the root-counting procedure in a half-plane is also related to the stability problems in the theory of dynamic systems. For instance, let $A \in \mathbb{R}^{n \times n}$ be a square matrix with real coefficients and $y : [0, \infty) \rightarrow \mathbb{R}^n$ be a function that models the system state over time, a linear dynamic system can be described as an ordinary differential equation:

$$\frac{dy(t)}{dt} = Ay(t) \tag{22}$$

with an initial condition $y(0) = y_0$. The system of (22) is considered stable if all roots of the characteristic polynomial of A lie within the open left half-plane (i.e., $\{z \mid \operatorname{Re}(z) < 0\}$), and this stability test is usually referred as the Routh-Hurwitz stability criterion [1, Section 23][15, Chapter 9]. As has already been demonstrated in Example 6, counting the number of roots in the left half-plane is within reach of the procedure `roots_half`. For this reason, we believe that the development in this paper will be beneficial to the future reasoning of dynamic systems in Isabelle/HOL.

It is worth mentioning that root counting in a rectangle is usually coupled with a classic problem in computer algebra, namely, complex root isolation. The basic idea is to keep bisecting a rectangle (vertically or horizontally) into smaller ones until sub-rectangle contains exactly one root or none (provided the target polynomial is square-free). Following this idea it is possible to build a simple and verified procedure for complex root isolation similar to Wilf’s work [19]: we start with a large rectangle and then repeatedly apply the verified procedure to count roots during the rectangle bisection phase. However, compared to modern complex procedures [4, 20], this simplistic approach suffers from several drawbacks:

- Our root counting procedure is based on remainder sequences, which are generally considered much slower than those built upon Descartes’ rule of signs.
- Modern isolation procedures are routinely required to deliver isolation boxes whose size are up to some user-specified limit, hence they usually keep *refining* the isolation boxes even after the roots have been successfully isolated. The bisection strategy still works in the root refinement stage, but dedicated numerical approaches such as Newton’s iteration are commonly implemented for efficiency reasons.
- Modern isolation procedures sometimes prefer a bit-stream model in which coefficients of the polynomial are approximated as a bit stream. This approach is particularly beneficial when the coefficients are of utterly large bit-width or consist of algebraic numbers.
- Modern implementations usually have numerous accumulated low-level optimisations, such as highly-tuned data structures, which are extremely hard to incorporate into verified procedures in a theorem prover.

Therefore, it is unlikely that our root counting procedures can lead to a verified root isolation program with extremely high efficiency. Nevertheless, they can alternatively serve as internal verified procedures to certify results from untrusted external root isolation programs, similar to the certificate-based approach to solve univariate polynomial problems [12].

8 Related Work

Formalisation of the winding number (from an analytical perspective) is available in Coq [3], HOL Light [7] and Isabelle/HOL. To the best of our knowledge, our tactic of evaluating winding numbers through Cauchy indices is novel. As both HOL Light and Isabelle/HOL have a relatively comprehensive library of complex analysis (i.e., at least including Cauchy’s integral theorem), our evaluation tactic could be useful when deriving analytical proofs in these two proof assistants.

As for counting roots in a proof assistant, the ability to count *real* roots of a polynomial only requires Sturm's theorem and is widely available among major proof assistants including PVS [16], Coq [14], HOL Light [17] and Isabelle [5, 9, 12]. However, as far as we know, our procedures to count *complex* roots are novel, as they require a formalisation of the argument principle [13], which is only available in Isabelle at the time of writing.

9 Conclusion

In this paper, we have described a tactic to evaluate winding numbers through Cauchy indices, which should alleviate the pain of dealing with winding numbers when formalising analytical proofs. By further combining the formalised approximation for the winding of a path with the argument principle, we have developed novel verified procedures to count complex roots of a polynomial in a rectangle and a half-plane.

References

1. Arnold, V.I.: Ordinary Differential Equations. Springer-Verlag Berlin Heidelberg (1992)
2. Basu, S., Pollack, R., Roy, M.F.: Algorithms in Real Algebraic Geometry, *Algorithms and Computation in Mathematics*, vol. 10. Springer Berlin Heidelberg, Berlin, Heidelberg (2006)
3. Brunel, A.: Non-constructive complex analysis in Coq. In: N.A. Danielsson, B. Nordström (eds.) 18th International Workshop on Types for Proofs and Programs (TYPES 2011), pp. 1–15. Schloss Dagstuhl–Leibniz-Zentrum fuer Informatik, Dagstuhl, Germany (2013)
4. Collins, G.E., Krandick, W.: An efficient algorithm for infallible polynomial complex root isolation. In: Proceedings of International Symposium on Symbolic and Algebraic Computation, ISSAC '92, pp. 189–194. ACM, Berkeley, CA, USA (1992)
5. Eberl, M.: A Decision Procedure for Univariate Real Polynomials in Isabelle/HOL. In: Proceedings of the 2015 Conference on Certified Programs and Proofs, CPP 2015, pp. 75–83. ACM Press, Mumbai, India (2015)
6. Eisermann, M.: The Fundamental Theorem of Algebra Made Effective: An Elementary Real-algebraic Proof via Sturm Chains. *The American Mathematical Monthly* **119**(9), 715 (2012)
7. Harrison, J.: Formalizing Basic Complex Analysis. In: R. Matuszewski, A. Zalewska (eds.) From Insight to Proof: Festschrift in Honour of Andrzej Trybulec, pp. 151–165. University of Białystok (2007)
8. Harrison, J.: Formalizing an analytic proof of the Prime Number Theorem (Dedicated to Mike Gordon on the occasion of his 60th birthday). *Journal of Automated Reasoning* **43**, 243–261 (2009)
9. Li, W.: Sturm-Tarski Theorem. *Archive of Formal Proofs* (2016)
10. Li, W.: Count the Number of Complex Roots. *Archive of Formal Proofs* (2017)
11. Li, W.: Evaluate winding numbers through Cauchy indices. *Archive of Formal Proofs* (2017)
12. Li, W., Passmore, G.O., Paulson, L.C.: Deciding Univariate Polynomial Problems Using Untrusted Certificates in Isabelle/HOL. *Journal of Automated Reasoning* **44**(3), 175–23 (2017)
13. Li, W., Paulson, L.C.: A formal proof of Cauchy's residue theorem. In: J.C. Blanchette, S. Merz (eds.) Proceedings of the 4th International Conference on Interactive Theorem Proving, ITP 2013, pp. 235–251. Springer, Nancy, France (2016)
14. Mahboubi, A., Cohen, C.: Formal proofs in real algebraic geometry: from ordered fields to quantifier elimination. *Logical Methods in Computer Science* **8**(1) (2012)
15. Marden, M.: Geometry of Polynomials. Second Edition. American Mathematical Society, Providence, Rhode Island (1949)

16. Narkawicz, A., Muñoz, C.A., Dutle, A.: Formally-Verified Decision Procedures for Univariate Polynomial Computation Based on Sturm's and Tarski's Theorems. *Journal of Automated Reasoning* **54**(4), 285–326 (2015)
17. Nieuwenhuis, R. (ed.): *CADE-20: 20th International Conference on Automated Deduction, proceedings*. Springer-Verlag, Tallinn, Estonia (2005)
18. Rahman, Q.I., Schmeisser, G.: *Analytic Theory of Polynomials(2002)*. Oxford University Press (2016)
19. Wilf, H.S.: A Global Bisection Algorithm for Computing the Zeros of Polynomials in the Complex Plane. *Journal of the ACM (JACM)* **25**(3), 415–420 (1978)
20. Yap, C.K., Sagraloff, M.: A simple but exact and efficient algorithm for complex root isolation. In: *Proceedings of the 36th International Symposium on Symbolic and Algebraic Computation, ISSAC '11*, p. 353. ACM Press, San Jose, CA, USA (2011)