

A Tight Extremal Bound on the Lovász Cactus Number in Planar Graphs

Parinya Chalermsook*

Andreas Schmid[†]

Sumedha Uniyal[‡]

Abstract

A *cactus* graph is a graph in which any two cycles are edge-disjoint. We present a constructive proof of the fact that any plane graph G contains a cactus subgraph C where C contains at least a $\frac{1}{6}$ fraction of the triangular faces of G . We also show that this ratio cannot be improved by showing a tight lower bound. Together with an algorithm for linear matroid parity, our bound implies two approximation algorithms for computing “dense planar structures” inside any graph: (i) A $\frac{1}{6}$ approximation algorithm for, given any graph G , finding a planar subgraph with a maximum number of triangular faces; this improves upon the previous $\frac{1}{11}$ -approximation; (ii) An alternate (and arguably more illustrative) proof of the $\frac{4}{9}$ approximation algorithm for finding a planar subgraph with a maximum number of edges.

Our bound is obtained by analyzing a natural local search strategy and heavily exploiting the exchange arguments. Therefore, this suggests the power of local search in handling problems of this kind.

*Aalto University, Espoo, Finland. E-mail: parinya.chalermsook@aalto.fi

[†]Max Planck Institute for Informatics, Saarbrücken, Germany. E-mail: aschmid@mpi-inf.mpg.de

[‡]Aalto University, Espoo, Finland. E-mail: sumedha.uniyal@aalto.fi

1 Introduction

Linear matroid parity (introduced in various equivalent forms [16, 13, 11]) is a key concept in combinatorial optimization that includes many important optimization problems as special cases; probably the most well-known example is the *maximum matching problem*. The polynomial-time computability of linear matroid parity made it a popular choice as an algorithmic tool for handling both theoretical and practical optimization problems. An important special case of linear matroid parity, the *graphic matroid parity problem*, is often explained in the language of *cactus* (see e.g. [7]), a graph in which any two cycles must be edge-disjoint. In 1980, Lovász [16] initiated the study of $\beta(G)$ (sometimes referred to as the *cactus number* of G), the maximum value of the number of triangles in a cactus subgraph of G , and showed that it generalizes maximum matching and can be reduced to linear matroid parity, therefore implying that $\beta(G)$ is polynomial-time computable¹².

Cactus graphs arise naturally in many applications³; perhaps the most relevant example in the context of approximation algorithms is the Maximum Planar Subgraph (MPS) problem: Given an input graph, find a planar subgraph with a maximum number of edges. Notice that, since any planar graph with n vertices has at most $3n - 6$ edges, outputting a spanning tree with $n - 1$ edges immediately gives $\frac{1}{3}$ -approximation algorithm. Generalizing the idea of finding spanning trees, one would like to look for a planar graph H , denser than a spanning tree, and at the same time efficiently computable. Calinescu et al. [2] showed that a cactus subgraph with a maximum number of triangles (which is efficiently computable via matroid parity algorithms) could be used to construct a $\frac{4}{9}$ -approximation for MPS.

The $\frac{4}{9}$ -approximation for MPS was achieved through an extremal bound of $\beta(G)$ when G is a planar graph. In particular, it was proven that $\beta(G) \geq \frac{1}{3}(n - 2 - t)$, where n is the number of vertices in G and $t = (3n - 6) - |E(G)|$ (i.e. the number of edges missing from a triangulation of G).

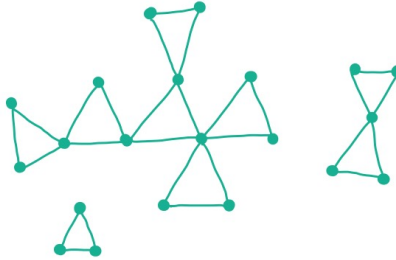


Figure 1: A triangular cactus graph.

1.1 Our Results

In this work, we are interested in further studying the extremal properties of $\beta(G)$ and exhibit stronger algorithmic implications. Our main result is summarized in the following theorem.

¹There are many efficient algorithms for matroid parity (both randomized and deterministic), e.g. [7, 17, 19, 8]

²When we study $\beta(G)$, notice that a cactus subgraph that achieves the maximum value of $\beta(G)$ would only need to have cycles of length three (triangles). Such cacti are called *triangular cacti*.

³See for instance the wikipedia page https://en.wikipedia.org/wiki/Cactus_graph

Theorem 1.1 *Let G be a plane graph. Then $\beta(G) \geq \frac{1}{6}f_3(G)$ where $f_3(G)$ denotes the number of triangular faces in G . Moreover, a natural local search 2-swap algorithm achieves this bound.*

It is not hard to see that $f_3(G) \geq 2n - 4 - 2t(G)$ where $t(G)$ denotes the number of edges missing for G to be a triangulated plane graph. Therefore, we obtain the main result of [2] as a corollary of our result.

Corollary 1.2 $\beta(G) \geq \frac{1}{3}(n - 2 - t(G))$. *Therefore, the matroid parity algorithm can be used to give a $\frac{4}{9}$ -approximation for MPS.*

Besides implying the MPS result, we exhibit further implications of our bound. Recently in [6], the authors introduced *Maximum Planar Triangles (MPT)*, where the goal is to find a plane subgraph with a maximum number of triangular faces. It was shown that an approximation algorithm for MPT naturally translates into one for MPS, where a $\frac{1}{6}$ approximate MPT solution could be turned into a $\frac{4}{9}$ approximate MPS solution. However, the authors only managed to show a $\frac{1}{11}$ approximation for MPT.

Although the only change from MPS to MPT lies in the objective of maximizing the number of triangular faces instead of edges, the MPT objective seems much harder to handle, for instance, the extremal bound provided in [2] is not sufficient to derive better than $\frac{1}{12}$ approximation algorithm for MPT (see Appendix ?? for more details on this.)

Theorem 1.1 therefore implies the following result for MPT.

Corollary 1.3 *A matroid parity algorithm gives a $\frac{1}{6}$ approximation algorithm for MPT.*

Our conceptual contributions are the following:

1. Our result further highlights the extremal role of the cactus number in finding a dense planar structure, as illustrated by the fact that our bound on $\beta(G)$ is more “robust” to the change of objectives from MPS to MPT. It allows us to reach the limit of approximation algorithms that matroid parity provides for both MPS and MPT.
2. Our work implies that local search arguments alone are sufficient to “almost” reach the best known approximation results for both MPS and MPT in the following sense: Matroid parity admits a PTAS via local search [14]. Therefore, combining this with our bound implies that local search arguments are sufficient to get us to a $\frac{4}{9} + \epsilon$ approximation for MPS and $\frac{1}{6} + \epsilon$ approximation for MPT. Therefore, this suggests that local search might be a promising candidate for such problems.
3. Finally, in some ways, our work can be seen as an effort to open up all the black boxes used in MPS algorithms with the hope of learning algorithmic insights that are crucial for making progress on this kind of problems. In more detail, there are two main “black boxes” hidden in the MPS result: (i) The use of Lovász min-max cactus formula in deriving the bound $\beta(G) \geq \frac{1}{3}(n - 2 - t(G))$, and (ii) the use of a matroid parity algorithm as a blackbox in computing $\beta(G)$. Our bound for $\beta(G)$ is now purely combinatorial (and even constructive) and manages to by-pass (i).

Open problems and future directions: From approximation algorithms' perspectives, there is still a large gap of understanding on the approximability of MPS and MPT. In particular, can we improve over a $\frac{4}{9}$ approximation for MPS? Can we improve the $\frac{1}{6}$ -approximation for MPT? From [6], improving $\frac{1}{6}$ for MPT would lead to improved MPS result as well. As discussed above, it would be interesting to further explore the power of local search in the context of MPT and MPS.

Related work: On the hardness of approximation side, MPS is known to be APX-hard [2], while MPT is only known to be NP-hard [6]. In combinatorial optimization, there are a number problems closely related to MPS and MPT. For instance, finding a maximum series-parallel subgraph [4] or a maximum outer-planar graph [2], as well as the weighted variant of these problems [3]; these are the problems whose objectives are to maximize the number of edges.

Perhaps the most famous extremal bound in the context of cactus is the min-max formula of Lovász [16] and a follow-up formula that is more illustrative in the context of cactus [20]. All these formulas generalize the Tutte-Berge formula [1, 21] that has been used extensively both in research and curriculum.

Another related set of problems has the objectives of maximizing the number of vertices, instead of edges. In particular, in the maximum induced planar subgraphs (i.e. given graph G , one aims at finding a set of nodes $S \subseteq V(G)$ such that $G[S]$ is planar, while maximizing $|S|$.) This variant has been studied under a more generic name, called *maximum subgraph with hereditary property* [18, 15, 9]. This variant is unfortunately much harder to approximate: $\tilde{\Omega}(|V(G)|)^4$ hard to approximate [10, 12]; in fact, the problems in this family do not even admit any FPT approximation algorithm [5], assuming the *gap exponential time hypothesis*.

1.2 Overview of Techniques

We give a high-level overview of our techniques. The description in this section assumes certain familiarity with how standard local search analysis is often done.

Our algorithm works as follows. Let G be an input plane graph, and let \mathcal{C} be a cactus subgraph of G whose triangles correspond to triangular faces of G . The local search operation, t -swap, is done as follows: As long as there is a collection $X \subseteq \mathcal{C}$ of $\ell : \ell \leq t$ edge-disjoint triangles and Y such that $(\mathcal{C} \setminus X) \cup Y$ contains more triangular faces than \mathcal{C} and it remains a cactus, we perform such an improvement step. Remark that the triangles chosen by our local search are only those which are triangular faces in the input graph G (we assume that the drawing of G is fixed.)

Our analysis is highly technical, although the basic idea is very simple and intuitive. We give a high-level overview of the analysis. We remark that this description is overly simplified, but it sufficiently captures the crux of our arguments. Let \mathcal{C} be the solution obtained by the local search 2-swap algorithm. We argue that the number of triangles in \mathcal{C} (denoted by p) is at least $f_3(G)/6$. We remark that the 2-swap is required, as we present a bad example H for which the 1-swap local search only achieves the bound of $(\frac{1}{7} + o(1))f_3(H)$ (see Appendix B.1 for details). For simplicity, let us assume that \mathcal{C} has only one non-singleton component. Let $S \subseteq V(G)$ be the vertices in such a connected component.

Let t be a triangle in \mathcal{C} . Notice that removing the three edges of t from \mathcal{C} breaks the cactus into at most three components, say $\mathcal{C}_1 \cup \mathcal{C}_2 \cup \mathcal{C}_3$ that are pairwise vertex-disjoint, i.e. sets $S_j = V(\mathcal{C}_j)$

⁴The term $\tilde{\Omega}$ hides asymptotically smaller factors.

are pairwise vertex-disjoint. Recall at this point that we would like to upper bound the number of triangles in G by 6Δ where Δ is the number of triangles in the cactus \mathcal{C} . Notice that $f_3(G)$ is comprised of $f_3(G[S_1]) + f_3(G[S_2]) + f_3(G[S_3]) + q'$ where q' is the number of triangles in $G[S]$ “across” the components S_j (i.e. those triangles whose vertices are not entirely contained in one component). Therefore, if we could somehow give a nice upper bound on q' , e.g. if $q' \leq 6$, then we could inductively use $f_3(G[S_j]) \leq 6\Delta_j$ where Δ_j is the number of triangles in \mathcal{C}_j , and that therefore

$$f_3(G) \leq 6(\Delta_1 + \Delta_2 + \Delta_3) + 6 \leq 6(\Delta - 1) + 6 = 6\Delta$$

and we would be done. However, it is not possible to give a nice upper bound on q' that holds in general for all situations. We observe that such a bound can be proven for some suitable choice of t : Roughly speaking, removing such a triangle t from \mathcal{C} would create a small “interaction” between components \mathcal{C}_j (i.e. small q'). We say that such a triangle t is a *light* triangle; otherwise, we say that it is *heavy*. Let \mathcal{C}' be the current cactus we are considering. As long as there is a light triangle left in \mathcal{C}' , we would remove it (thus breaking \mathcal{C}' into $\mathcal{C}'_1, \mathcal{C}'_2, \mathcal{C}'_3$) and inductively use the bound for each \mathcal{C}'_j . Therefore, we have reduced the problem to that of analyzing the base case of a cactus in which all triangles are heavy.

Handling the base case of the inductive proof is the main challenge of our result. We sketch here the two key ideas.

Let $S = V(\mathcal{C})$. The first key idea is the way we exploit the locally optimal solution in certain parts of the graph $G[S]$. We want to point out that the fact that all triangles in \mathcal{C} are heavy is exploited crucially in this step. Recall that, each heavy triangle is such that its removal creates three components $\mathcal{C}_1, \mathcal{C}_2, \mathcal{C}_3$ with many “interactions” (i.e. many triangles across components) between them. This large amount of interaction is the main reason why we could not use induction before. However, intuitively, these triangles across components could serve as candidates for making local improvements. So the fact that there are many interactions would become our advantage in the local search analysis.

We briefly illustrate how we take advantage of heavy triangles. Let \mathcal{T} be the set of triangles in $G[S]$ that are not contained in $\bigcup_i G[S_i]$, so each triangle in \mathcal{T} has vertices in at least two subsets S_j, S_i where $j \neq i$. The local search argument would allow us to say that all triangles in \mathcal{T} have one vertex in S_1 , one in S_2 and one outside of $S_1 \cup S_2 \cup S_3$. This idea is illustrated in Figure 2.

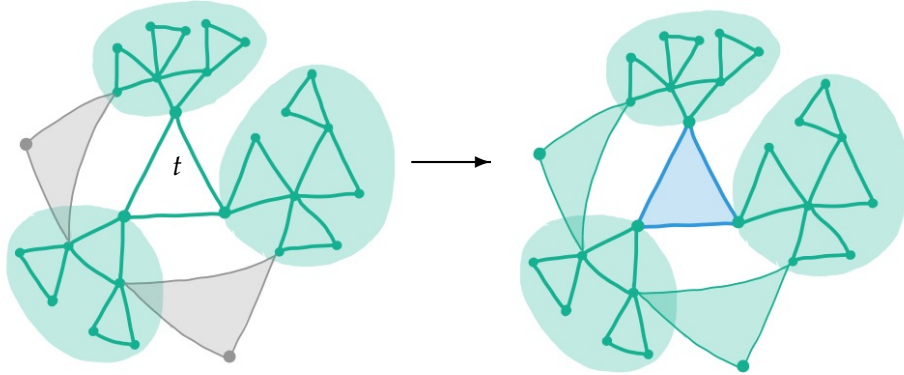


Figure 2: A 1-swap operation. If there were two triangles in S between two different pairs of components, we could have made a local improvement (by removing t from the cactus and adding the two gray triangles.)

Moreover, we will argue that there are not too many triangular faces in $G[S]$, and we give a rough idea of how the exchange argument can be used in Figure 3.

Finally, the ideas illustrated in both figures are only applied locally in a certain “region” inside the input planar graph G , so globally it is still unclear what would happen. Our final ingredient is a way to decompose the regions inside a plane graph into various “atomic” types. For each such atomic type, the local exchange argument is sufficient to argue optimally about the number of triangles in G in that region compared to that in the cactus. Combining the bounds on these atomic types gives us the desired result. This is the most technically involved part of the paper, and we present it gradually by first showing the analysis that gives $\beta(G) \geq \frac{1}{7}f_3(G)$. For this, we need to classify the regions into five atomic types. To prove the main theorem, that $\beta(G) \geq \frac{1}{6}f_3(G)$, we need a more complicated classification into thirteen atomic types.

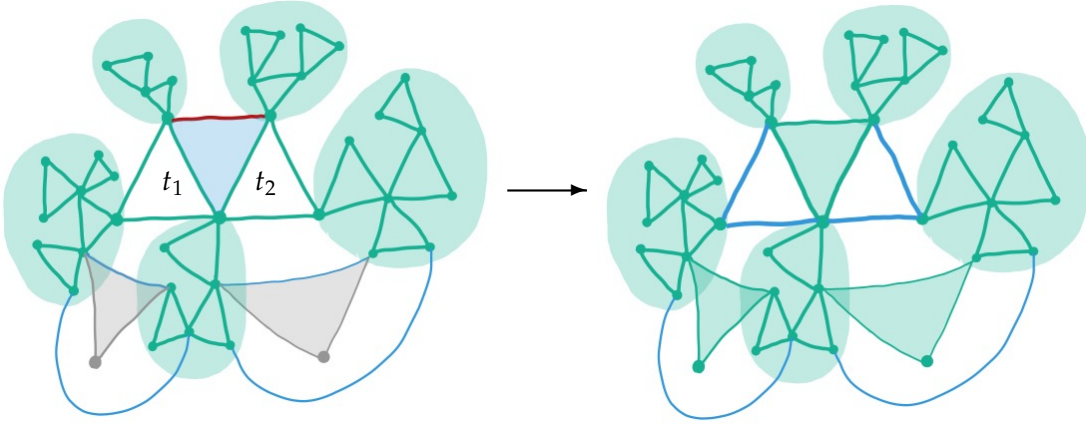


Figure 3: A 2-swap operation. Let t_1 and t_2 be two adjacent triangles in our cactus. Then the red edge in the picture cannot exist; otherwise, we could have made a local improvement by removing t_1 and t_2 from the cactus and adding the blue triangle together with two gray triangles.

Organization of the paper: In Section 2, we give a more detailed overview of our inductive argument, reducing a general case to proving the base case. In Section 4, we show a slightly weaker version of the base case that implies $\beta(G) \geq \frac{1}{7}f_3(G)$, and in Section 5, we prove the base case of our main result.

2 Overview of the Proof

In this section, we give a formal overview of the structure of the proof of Theorem 1.1. Let our input G be a plane graph (a planar graph with a fixed drawing). Let \mathcal{C} be a locally optimal triangular cactus solution for the natural local search algorithm with 2-swap, as described in the overview in the previous section. Let $\Delta(\mathcal{C})$ denote the number of triangular faces of \mathcal{C} . We will show $\Delta(\mathcal{C}) \geq f_3(G)/6$.

We partition the vertices in G into subsets based on these components, *i.e.* $V(G) = \bigcup_{i=1}^{\ell} S_i$ where $\mathcal{C}[S_i]$ is a connected cactus subgraph of \mathcal{C} , for any $|S_i| \geq 1$. For each i , let q_i denote the number of triangular faces in $G[S_i]$ with at least two nodes in S_i . The following proposition is simple to derive:

Proposition 2.1 *If $\Delta(\mathcal{C}_i) \geq \frac{1}{6}q_i$ for all i , then $\Delta(\mathcal{C}) \geq \frac{1}{6}f_3(G)$.*

Therefore, we only need to analyze the case where there is only one component S_i where $\mathcal{C}[S_i]$ contains at least one triangle in the cactus (other components are singletons). From now on, we denote S_i simply by S , q_i by q , and $\Delta(\mathcal{C}[S_i])$ by p . We will show that $q \leq 6p$ through several steps.

Step 1: Reduction to Heavy Cactus

In the first step, we will show that the general case can be reduced to the case where all triangles in \mathcal{C} are *heavy* (to be defined below). To make the figures in our paper more illustrative and for convenience of references, we will identify different types of vertices, edges and triangles in the graph G by different colors.

Green: All edges in the cactus \mathcal{C} are called *green edges*. Vertices in S are also drawn in green. Triangles in \mathcal{C} are called green triangles.

Gray: Vertices outside of S are gray. Edges that are not in $G[S]$ are also gray. Triangles that use one vertex outside of S are gray.

Notice that each gray triangle has exactly one edge in $G[S]$, that edge is called a *supporting edge* of that triangle. Similarly, we say that an edge $e \in E(G[S])$ supports a gray triangle; such a gray triangle t contains exactly one gray vertex and the component containing such a vertex is called the *landing component* of t .

Red and blue: An edge in $G[S]$ that is not green and supports at least one gray triangle is called blue. Otherwise, it is red. Therefore, each edge in $G[S]$ is green, red or blue.

The introduced coloring scheme makes it easier to make important observations like the following two (see Figure 4 for an application of our coloring scheme).

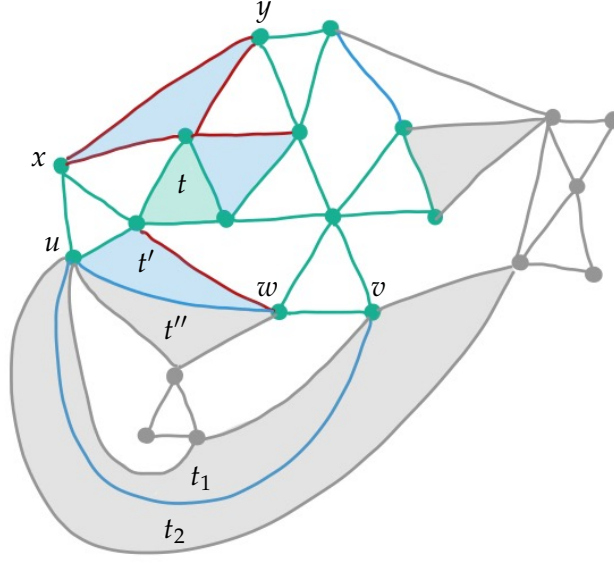


Figure 4: The various types of edges, vertices and triangles. Here the gray triangles t'' and t_1 have the same landing component.

Observation 2.2 *Triangles that contribute to the value of q are of the following types: (i) the green triangles; (ii) the gray triangles; and (iii) the “remaining” triangles that connect three green vertices using at least one red or blue edge, and do not have a gray triangle drawn inside.*

Types of green triangles and Split cacti: Consider a (green) triangle t in \mathcal{C} . For $i \in \{0, 1, 2, 3\}$, we say that t is of type- i if exactly i of its edges support a gray triangle. Let p_i denote the number of type- i green triangles, so we have that $p_0 + p_1 + p_2 + p_3 = p$.

We denote the operation of deleting the edges of t from \mathcal{C} by *splitting* \mathcal{C} at t . The resulting three smaller triangular cacti (denoted by $\{C_v^t\}_{v \in V(t)}$) are referred to as the *split cacti* of t . Let $v \in V(t)$, the *split component* containing v is denoted by $S_v^t := V(C_v^t)$. Let $u, v \in V(t) : u \neq v$. Denote by B_{uv}^t the set of blue edges having one endpoint in S_u^t and the other in S_v^t .

Now we are ready to define the concept of heavy and light green triangles, which will be crucially used in our analysis.

Heavy and light green triangles: We say that a green triangle t is *heavy* if either there are at least four gray triangles supported by $E(t) \cup \bigcup_{uv \in E(t)} B_{uv}^t$ or there are at least three gray triangles supported by the edges in one set $B_{uv}^t \cup uv$ for some $uv \in E(t)$ and no gray triangle supported by the rest of the sets $B_{ww'}^t \cup ww'$ for each $ww' \in E(t)$. Otherwise, the triangle is *light*. Intuitively, the notion of light green triangle t captures the fact that, after removing t , there is a small amount of “interaction” between the split components.

Now, let $S \subseteq V(\mathcal{C})$ be any subset of vertices in a connected subset of triangles in \mathcal{C} . Denote by $q(S)$ and $p(S)$ the total number of triangular faces in $G[S]$ (including the triangles with exactly two vertices in S) and in the cactus $\mathcal{C}[S]$ respectively. The main ingredients of Step 1 are encapsulated in the following theorem.

Theorem 2.3 (Reduction to heavy triangles) *Let $\gamma : \gamma \geq 6$ be a real number, and φ be a certain non-negative valued function that depends on the graph structure of $G[S]$, that we would define later. If we have that $q(S) \leq \gamma p(S) - \varphi(S)$ for all S for which $\mathcal{C}[S]$ contains no light triangle, then $q(S) \leq \gamma p(S) - \varphi(S)$ for all S .*

Therefore, if we manage to show the bound $q(S) \leq \gamma p(S) - \varphi(S)$ for the heavy cactus, it will follow that $q \leq \gamma p$ in general (due to non-negativity of function φ). In other words, this gives a reduction from the general case to the case when all green triangles are heavy. To avoid disrupting the flow of the presentation, the proof of this theorem is deferred to Section 3. We end the description of Step 1 by presenting the description of φ .

Function φ : Consider a set $S \subseteq V(G)$ and a drawing of $G[S]$ (since we are talking about a fixed drawing of the plane graph G , this is well-defined). Denote by $\ell(S)$ the length of the outer-face f_S of the graph $G[S]$. We define $\varphi(S)$ as the number of edges on the outer-face that do not support any gray triangle drawn on the outer-face, so we have $0 \leq \varphi(S) \leq \ell(S)$.

Step 2: Skeleton and Surviving Triangles

Now, we focus on the case when there are only heavy triangles in the given cactus, and we will give a formal overview of the key idea we use in deriving the bound $q(S) \leq 6p(S) - \varphi(S)$. For convenience, we drop the references to S and refer to the terms $p(S)$ and $q(S)$ as simply p and q respectively.

Structures of heavy triangles: Using local search's exchange arguments, the light and heavy triangles behave in a very well structured manner. The following proposition summarizes these structures for heavy triangles.

Proposition 2.4 *Let t be a green triangle in cactus \mathcal{C} .*

- *If t is heavy, then t is either type-0 or type-1.*
- *If t is a heavy type-1 triangle and the edge $uv \in E(t)$ supports the gray triangle supported by t , then $B_{ww'}^t = \emptyset$ for all $ww' \in E(t) \setminus \{uv\}$ and the total number of gray triangles supported by edges in B_{uv}^t is greater than or equal to two.*
- *If t is a heavy type-0 triangle, then there is an edge $uv \in E(t)$ such that $B_{ww'}^t = \emptyset$ for all $ww' \in E(t) \setminus \{uv\}$ and the total number of gray triangles supported by edges in B_{uv}^t is greater than or equal to three.*

By Proposition 2.4 we can only have type-0 and type-1 green triangles in \mathcal{C} . Moreover, for each such heavy triangle t , the blue edges in $G[S]$ only connect vertices of two split components of t .

Types of edges: Each blue or red edge in $G[S]$ supports either none, one or two gray triangles, and we classify them according to the number of gray triangles they support. That is, we say that a non-green edge is of type- i , if it supports i triangles, hence all red edges are type-0 and the blue edges are either type-1 or type-2. Let a_i be the number of edges of type- i . Notice that the number of blue edges in $G[S]$ is $\sum_i a_i = |E(G)| - 3p$.

Skeleton graph H : Let A be the set of all type-0 edges in $G[S]$ and $H := H[S] := G[S] \setminus A$. Thus $H[S]$ contains only blue or green edges. Each face f of H possibly contains several faces of G , so we will refer to such a face as a super-face. At high-level, our plan is to analyze each super-face f , providing an upper bound on the number of triangular faces in $G[S]$ drawn in f , and then sum over all such f to retrieve the final result. We call H a *skeleton graph* of G , whose goal is to provide a decomposition of the faces of G into structured super-faces. Denote by \mathcal{F} the set of all super-faces (except for the p faces corresponding to cactus triangles).

Let f be a super-face. Denote by $survive(f)$ the number of triangular faces of $G[S]$ drawn on f that do not contain any gray triangle. Now we do a simple counting argument using the skeleton H as follows: (i) There are p green triangles in H , (ii) There are $p_1 + a_1 + 2a_2$ gray triangles supported by edges in G , and (iii) There are $\sum_{f \in \mathcal{F}} survive(f)$ faces in $G[S]$ that were not counted in (i) or (ii). Combining this, we obtain:

$$q \leq p + (p_1 + a_1 + 2a_2) + \sum_{f \in \mathcal{F}} survive(f) \quad (1)$$

The first and second terms are expressed nicely as functions of p 's and a 's, so the key is to best upper bound the third term in terms of parameters p 's and a 's. Roughly speaking, the intuition is the following: When a_2 or a_1 is high (there are many edges in G supporting gray triangles), the second term becomes higher. However, each gray triangle would need to be drawn in some face, therefore reducing the term $\sum_{f \in \mathcal{F}} survive(f)$. Similarly arguments can be made for p_1 . Therefore, the key to a tight analysis is to understand this trade-off.

The structure of super-faces: Let $f \in \mathcal{F}$ be a super-face. Recall that an edge in the boundary of f is either a blue edge of type-1 or type-2, or a green edge. We aim for a better understanding of the value of $survive(f)$. In general, this value can be as high as $|E(f)| - 2$, e.g. if $G[V(f)]$ is a triangulation using type-0 edges on super-face f . However, if some edge on f supports a gray triangle whose landing component is on f , this would decrease the value of $survive(f)$, by *killing* the triangular face adjacent to it, hence the term $survive$.

The following observation is crucial in our analysis:

Observation 2.5 Consider each edge $e \in E(f)$. There are four possible cases:

- Edge e is green and supports a gray triangle drawn on f .
- Edge e is green and does not support any gray triangle drawn on f .
- Edge e is blue and supports a gray triangle drawn on f .
- Edge e is blue and does not support any gray triangle drawn on f .

The first and third cases are called *occupied edges* on f , while the other cases are called *free edges* on f . The length of f can be written as $|E(f)| = |Occ(f)| + |Free(f)|$.

A very important quantity for our analysis is $\mu(f) = \frac{1}{2} \cdot |Occ(f)| + |Free(f)|$, roughly capturing the value of $survive(f)$ (within some small constant additives terms.)

We will assume without loss of generality that $survive(f)$ is the maximum possible value of surviving triangles that can be obtained by drawing type-0 edges on f , so $\mu(f)$ is a function that

depends only on the bounding edges of f . We define $gain(f) = \mu(f) - survive(f)$, which is again a function that only depends on bounding edges of f . Intuitively, the higher the term $gain(f)$, the better for us (since this would lower the value of $survive(f)$), and in fact, it will later become clear that $gain(f)$ roughly captures the “effectiveness” of a local exchange argument on the super-face f . Hence, it suffices to show that $\sum_{f \in \mathcal{F}} gain(f)$ is sufficiently large. The following proposition makes this precise:

Proposition 2.6 $\sum_{f \in \mathcal{F}} survive(f) = (3p - 0.5p_1 + 1.5a_1 + a_2) - \sum_{f \in \mathcal{F}} gain(f)$

Proof: Notice that $\sum_{f \in \mathcal{F}} \mu(f)$ can be analyzed as follows:

- Each green triangle is counted three times (once for each of its edges), and for a type-1 triangle, one of the three times would be half contribution. Therefore, this accounts for the term $3p - 0.5p_1$.
- Each blue edge is counted two times (once per super-face that uses it as a bounding edge). For a type-2 edge, the contribution is always half (since it always is accounted in $Occ(f)$). For a type-1 edge, the contribution is half on the occupied case, and full on the free case. Therefore, this accounts for the term $1.5a_1 + a_2$.

Overall we get, $\sum_{f \in \mathcal{F}} \mu(f) = 3p - 0.5p_1 + 1.5a_1 + a_2$, which finishes the proof. \square

Combining this proposition with Equation 1, we get:

$$q \leq 4p + 0.5p_1 + 2.5a_1 + 3a_2 - \sum_{f \in \mathcal{F}} gain(f) \quad (2)$$

A warm-up: Using the gains to prove a weaker bound: To recap, after Step 1 and Step 2, we have reduced the analysis to the question of upper bounding $\sum_{f \in \mathcal{F}} gain(f)$. We first illustrate that we could get a weaker (but non-trivial) result by using a generic upper bound on the gains. In Step 3, we will show how to substantially improve this bound, achieving the tight result.

Lemma 2.7 *For any super-face (except for the outer-face) in \mathcal{F} , we have $gain(f) \geq 1.5$.*

As the outer (super-)face f_0 of $H[S]$ is special, we can achieve a lower bound on the quantity $gain(f_0)$ that depends on $\varphi(S)$. This is captured by the following lemma.

Lemma 2.8 *For the outer-face f_0 , we have that $gain(f) \geq \varphi(S) - 1$.*

The proof of these two lemmas are deferred to Section 4.3 and Section 4.4 respectively. Using these lemmas, we have that:

$$\sum_{f \in \mathcal{F}} gain(f) \geq \varphi(S) - 1 + 1.5(|\mathcal{F}| - 1) = \varphi(S) + 1.5|\mathcal{F}| - 0.5 \quad (3)$$

We need the following lemma to upper bound the number of skeleton faces (i.e. super-faces of the skeleton.)

Lemma 2.9 $|\mathcal{F}| = a_1 + a_2 + 1 \leq 2p - 2$.

Proof: Proposition 2.4 allows us to modify the graph H into another simple planar graph \tilde{H} such that the claimed upper bound on $|\mathcal{F}|$ will follow simply from Euler's formula.

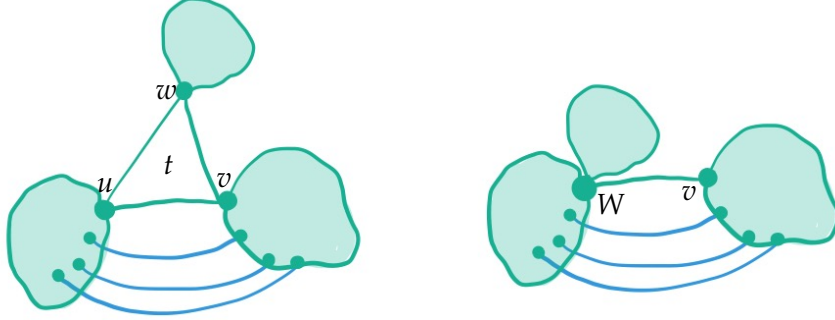


Figure 5: Contraction transformation.

Let t be a green triangle where $V(t) = \{u, v, w\}$ and $uw \in E(t)$ be such that the edge set B_{uw}^t is non-empty, as guaranteed in Proposition 2.4. For every green triangle t we contract the edge uw into one new vertex W . Note that this operation creates two green edges with endpoints W and v in the resulting graph. To avoid multi-edges in the resulting graph \tilde{H} we remove one of them (see Figure 5 for an illustration of this operation). Since B_{uw}^t is empty this operation cannot create any other multi-edges in \tilde{H} . In addition the contraction of an edge maintains planarity, hence after each such transformation the graph remains simple and planar. As a result of applying the above operation to all green triangles, graph \tilde{H} has $p + 1$ vertices and p green edges. By Euler's formula the number of edges in \tilde{H} is at most $3(p + 1) - 6 = 3p - 3$, which implies that $a_1 + a_2 \leq 2p - 3$, and as $|\mathcal{F}| = a_1 + a_2 + 1$ we get that $|\mathcal{F}| \leq 2p - 2$. \square

Combining the trivial gains (i.e. Inequality 3) with Inequality 2, we get

$$q \leq (4p + 0.5p_1 + 2.5a_1 + 3a_2) - (\varphi(S) + 1.5(a_1 + a_2 + 1) - 2.5) = 4p + 0.5p_1 + a_1 + 1.5a_2 - \varphi(S) + 1$$

Now, using Lemma 2.9 and the trivial bound that $p_1 \leq p$, we get $q(S) \leq 4.5p + 1.5(a_1 + a_2) - \varphi(S) + 1 \leq 7.5p(S) - \varphi(S)$, therefore implying a factor 7.5 upper bound.

Step 3: Upper Bounding Gains via Super-Face Classification

In this final step, we show another crucial idea that allows us to reach a factor 6. Intuitively, the most difficult part of lower bounding the total gain is the fact that the value of $gain(f)$ is different for each type of super-face, and one cannot expect a strong “universal” upper bound that holds for all of them. For instance, Figure 6 shows a super-face with $gain(f) = 1.5$, so strictly speaking, we cannot improve the generic bound of 1.5.

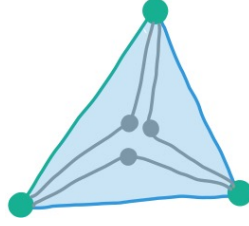


Figure 6: A super-face f of H for which $\text{gain}(f) = 1.5$, since $\mu(f) = 1.5$ and $\text{survive}(f) = 0$.

This is where we introduce our final ingredient, that we call *classification scheme*. Roughly speaking, we would like to “classify” the super-faces in \mathcal{F} into several types, each of which has the same gain. Analyzing super-faces with similar gains together potentially allows us to achieve a better result.

Super-face classification scheme: We are interested in coming up with a set of rules Φ that classifies \mathcal{F} into several types. We say that the rule Φ is a d -type classification if the rules classifies \mathcal{F} into d sets $\mathcal{F} = \bigcup_{j=1}^d \mathcal{F}[j]$. Let $\vec{\chi}$ be a vector such that $\vec{\chi}[i] = |\mathcal{F}[i]|$. We would like to prove a good lower bound on the gain for each such set. We define the gain vector by $\vec{\text{gain}}$ where $\vec{\text{gain}}[i] = \min_{f \in \mathcal{F}[i]} \text{gain}(f)$. The total gain can be rewritten as:

$$\sum_{f \in \mathcal{F}} \text{gain}(f) = \vec{\text{gain}} \cdot \vec{\chi}$$

Notice that, the total gain value $\vec{\text{gain}} \cdot \vec{\chi}$ would be written in terms of the $\vec{\chi}[j]$ variables, so we would need another ingredient to upper bound this in terms of variables p ’s and a ’s. Therefore, another component of the classification scheme is a set of *valid linear inequalities* Ψ of the form $\sum_{j=1}^d C_j \vec{\chi}[j] \leq \sum_{j \in \{0,1\}} d_j p_j + \sum_{j \in \{1,2\}} d'_j a_j$. This set of inequalities will allow us to map the formula in terms of $\vec{\chi}[j]$ into one in terms of only p ’s and a ’s.

A classification scheme is defined as a pair (Φ, Ψ) . We say that such a scheme certifies the proof of factor γ if it can be used to derive $q(S) \leq \gamma p(S) - \varphi(S)$. Given a fixed classification scheme and a gain vector, we can check whether it certifies a factor γ by using an LP solver (although in our proof, we would show this derivation.)

Our main result is a scheme that certifies a factor 6. Since the proof is complicated, we also provide a simpler, more intuitive proof that certifies a factor 7 first.

Theorem 2.10 *There is a 5-type classification scheme that gives a factor 7.*

We remark that the analysis of factor 7 only uses the fact that \mathcal{C} is locally optimal for 1-swap.

Theorem 2.11 *There is a 13-type classification scheme that gives a factor 6.*

The proofs of these two theorems appear in Section 4 and Section 5 respectively.

Intuition: The classification scheme would intuitively set the rules to separate the super-faces that would benefit from local search’s exchange argument from those that would not. Therefore,

for the good cases, we would obtain a much better gain, e.g., in one of our classification type, $\text{gain}(f)$ is as high as 4.5. In the bad cases that there is no such benefit, we would still use the lower bound of 1.5 that holds in general for any super-face.

3 Reduction to Heavy Cacti (Proof of Theorem 2.3)

Let t be a light triangle. Assume that the bound $q(S) \leq \gamma p(S) - \varphi(S)$ holds for all S where $G[S]$ contains only heavy green triangles. Our goal is to prove that it holds for all S . We will prove this by induction on the number of light triangles $G[S]$ contains. The base case (when all triangles are heavy) follows from the precondition and the trivial base case when $|S| = 1$ is clearly true. Now assume that there is a light triangle t in the in graph $G[S]$. Our plan is to apply the induction hypothesis on the subgraphs $\{G[S_v^t]\}_{v \in V(t)}$ since each $G[S_v^t]$ contains less light triangles than $G[S]$. Since we will be dealing with light triangle t , the following proposition gives some important structural properties of such a triangle:

Proposition 3.1 (Structure of light triangles) *Let t be a light green triangle. The following statements hold:*

- If t is a light type-0 triangle and $uv \in E(t)$, such that $B_{ww'}^t = \emptyset$ for all $ww' \in E(t) \setminus \{uv\}$, then the total number of gray triangles supported by edges in B_{uv}^t is at most two.
- If t is a light type-1 triangle and the edge $uv \in E(t)$ supports the gray triangle supported by t and $B_{ww'}^t = \emptyset$ for all $ww' \in E(t) \setminus \{uv\}$, then the total number of gray triangles supported by edges in B_{uv}^t is at most one.
- If t is a light triangle where edges in $\bigcup_{uv \in E(t)} B_{uv}^t \cup E(t)$ support either two or three gray triangles such that at least two different set of edges $\{uv\} \cup B_{uv}^t$ for $uv \in E[t]$ supports a gray triangle each, then each set of edges $\{uv\} \cup B_{uv}^t$ supports at most one gray triangle and all the supported gray triangles have the same landing component.

We will also need the following observation.

Observation 3.2 *Any circuit C in G , which comprises of only red, blue and green edges and green vertices, divides the plane into several regions (two if C is a cycle) such that any gray triangle which is drawn in one of the regions cannot share its landing component with any other gray triangle drawn in some different region.*

Free and occupied edges: We call the edges in the outer-face f_S of $G[S]$ that contribute to $\varphi(S)$ free and every other edge in f_S that is not free is called *occupied*. Let $o(S)$ be the total number of occupied edges. It follows that $\varphi(S) = \ell(S) - o(S)$.

3.1 Inductive proof

Now we proceed with the proof. Consider a green triangle t with $V(t) = \{u, v, w\}$ which is light. To upper bound $q(S)$, we break it further into two distinct terms $q' + q''$:

The term q' counts all triangles whose three vertices lie in the same split component and the gray triangles supported by edges or triangles in $G[S_x^t]$ for some $x \in \{u, v, w\}$. As each split component of t is also a cactus subgraph, by induction we have for $G[S_x^t]$ for all $x \in \{u, v, w\}$: $q(S_x^t) \leq \gamma p(S_x^t) - \varphi(S_x^t)$. and as q' is equal to the sum over $q(S_x^t)$ for all $x \in \{u, v, w\}$ we get

$$q' \leq \gamma(p-1) - (\varphi(S_u^t) + \varphi(S_v^t) + \varphi(S_w^t)) = \gamma p - (\varphi(S_u^t) + \varphi(S_v^t) + \varphi(S_w^t)) - \gamma$$

The term q'' counts all remaining triangles in $G[S]$, *i.e.* the triangles whose vertices belong to at least two different split components of t . We will proceed to show that

$$q'' \leq 6 + \varphi(S_u^t) + \varphi(S_v^t) + \varphi(S_w^t) - \varphi(S)$$

hence, upper bounding $q' + q''$ by the desired quantity for any $\gamma \geq 6$.

To this end, we upper bound the contributions to q'' from two separate terms: The first term, q_1'' , is the number of gray triangles supported by the edges in $B_{uv}^t \cup B_{uw}^t \cup B_{vw}^t$ plus the gray triangles supported by t plus one for t itself, and (ii) The second term, q_2'' , is the number of blue faces in $G[S] \setminus (\bigcup_{x \in V(t)} G[S_x^t])$. In Case (ii), we only need to count the “surviving” blue triangular faces without any gray triangle drawn inside its face.

Note that by definition of light triangles, there are at most three gray triangles supported by the edges in $B_{uv}^t \cup B_{uw}^t \cup B_{vw}^t$ and t itself. Now we consider two cases, based on the value of q_1'' .

- (At most two supported gray triangles): In this case $q_1'' \leq 3$, *i.e.* t itself and the supported gray triangles. Hence if we can show that $q_2'' \leq 3 + \varphi(S_u^t) + \varphi(S_v^t) + \varphi(S_w^t) - \varphi(S)$, then we are done.
- (Exactly three supported gray triangles): Similarly in this case $q_1'' = 4$, *i.e.* t itself and the supported gray triangles. Hence showing that $q_2'' \leq 2 + \varphi(S_u^t) + \varphi(S_v^t) + \varphi(S_w^t) - \varphi(S)$ gives us the entire reduction.

In particular, the following lemma (which we spend the rest of this section proving) will complete the proof of Theorem 2.3.

Lemma 3.3 *For any light triangle t , the number of surviving triangles q_2'' is at most $3 + \varphi(S_u^t) + \varphi(S_v^t) + \varphi(S_w^t) - \varphi(S)$. Moreover, if there are three gray triangles supported by the edges in $B_{uv}^t \cup B_{uw}^t \cup B_{vw}^t$ and t itself, then q_2'' is at most $2 + \varphi(S_u^t) + \varphi(S_v^t) + \varphi(S_w^t) - \varphi(S)$.*

3.2 Proof of Lemma 3.3

To facilitate the counting arguments that we will use, we will be working with an auxiliary graph \tilde{G} instead of $G[S]$. Let Γ_x be the cycle (in particular, the set of edges on the cycle) bounding the outer-face of $G[S_x^t]$ for $x \in \{u, v, w\}$ and let Γ be the cycle bounding the outer-face of $G[S]$ (so Γ contains exactly all the outer-edges). Because $\mathcal{C}[S]$ is a connected triangular cactus, there cannot be any repeated edge in these faces, hence Γ, Γ_i 's are circuits; the vertices can occur multiple times in Γ_x . Now we *cut open* each of the circuits Γ, Γ_x , for each $x \in \{u, v, w\}$ to convert them to simple cycles. The idea is to make copies (equal to the number of times it appears in the corresponding circuit) of each vertex contained in the circuit and joining the edges incident to the original vertex to one of the copies, such that the structure of the drawing is preserved. We also make sure that

there exists a triangular face corresponding to t containing some copy of each of the vertex in $\{u, v, w\}$. After cut opened, Γ_x , for each $x \in \{u, v, w\}$ will be empty cycle in \tilde{G} . Notice that the values of φ as well as the types of edges on these cut-opened cycles are preserved.

Note that the surviving triangles that contribute to q_2'' correspond exactly to the triangles drawn in the regions of G exterior of Γ_x for all $x \in \{u, v, w\}$ but in the interior of Γ . Also, t is drawn inside of Γ . In order to bound q_2'' we construct an auxiliary graph \tilde{G} as follows. For each $x \in \{u, v, w\}$, we remove all edges and vertices drawn in the interior of cycle Γ_x from $G[S]$. The resulting graph after such a removal is our \tilde{G} , such that $V(\tilde{G}) = V(\Gamma) \cup V(\Gamma_u \cup \Gamma_v \cup \Gamma_w) = V(\Gamma_u \cup \Gamma_v \cup \Gamma_w)$. Any triangle that contribute to the term q_2'' also exist as triangular faces in \tilde{G} , so we only need to upper bound $f_3(\tilde{G})$.

Claim 3.4 *If $E(\Gamma) \setminus (E(t) \cup E(\Gamma_u \cup \Gamma_v \cup \Gamma_w)) = \emptyset$, then the bound for q'' holds.*

Proof: If the set is empty, then $q_2'' = 0$ and $\varphi(S) \leq \varphi(S_u^t) + \varphi(S_v^t) + \varphi(S_w^t) + 3$ in general. In the three gray triangles case, having no such edge implies that t is a type-3 triangle, because all the three gray triangles has to be supported by $E(t)$ and hence $\varphi(S) = \varphi(S_u^t) + \varphi(S_v^t) + \varphi(S_w^t)$. \square

Now we continue with the case where there exists at least on edge in $E(\Gamma) \setminus (E(t) \cup E(\Gamma_u \cup \Gamma_v \cup \Gamma_w))$. Clearly, \tilde{G} is a subgraph of $G[S]$ and any surviving triangle in G must be drawn in a region of \tilde{G} . In order to bound the number of surviving triangles corresponding to q_2'' , we will first identify these regions and then make a region-wise analysis to get the full bound. For this purpose, we remove any red or blue edge from \tilde{G} that is drawn in the interior of Γ and does not belong to one of Γ_u, Γ_v or Γ_w to form another auxiliary graph \tilde{G}' . The faces in the graph \tilde{G}' which are drawn inside the cycle Γ and outside every cycle Γ_x (except the triangular face t), will correspond to the regions in \tilde{G} which we would analyze later. First we prove the following claim which quantifies the structure of these regions (see Fig. 7 which illustrates all possible structures for these regions).

Claim 3.5 *If R_1, \dots, R_k (except the triangular face t) are the faces in \tilde{G}' which are drawn inside Γ and outside every cycle Γ_x for each $x \in \{u, v, w\}$, then $1 \leq k \leq 3$. Moreover, every such face contains exactly one edge of Γ .*

The proof of this claim appears later in this section.

Let R_1, \dots, R_k (for $1 \leq k \leq 3$) be the regions in \tilde{G} which are the faces of \tilde{G}' given by the above claim (see Figure 7 for an illustration). We denote by $\ell(R_i)$ ⁵ the overall number of edges and by $o(R_i)$ the number of occupied edges in the boundary of R_i (these are the edges on some cycle Γ_x for $x \in \{u, v, w\}$.) In the next step, we will upper bound the number of surviving triangles that exist in G in each such region R_i .

Observation 3.6 *Any face in the graph \tilde{G} which is drawn inside one of the regions R_i contains vertices from at least two cycles Γ_x, Γ_y for $x, y \in \{u, v, w\}$ and $x \neq y$.*

How many surviving triangles can there be in region R_i ? Intuitively, if we triangulate R_i by adding edges in its interior, we would have $\ell(R_i) - 2$ triangular faces. Among these faces, $o(R_i)$ of them would not be surviving since the edge bounding the face is occupied. In certain cases, we would get an advantage and the term would become -3 instead of -2 .

⁵Notice that we slightly abuse the notation $\ell(\cdot)$ here. Before, we use $\ell(S)$ where S is a subset of cactus-vertices, and now we are using $\ell(R)$ where R is a cycle bounding a region.

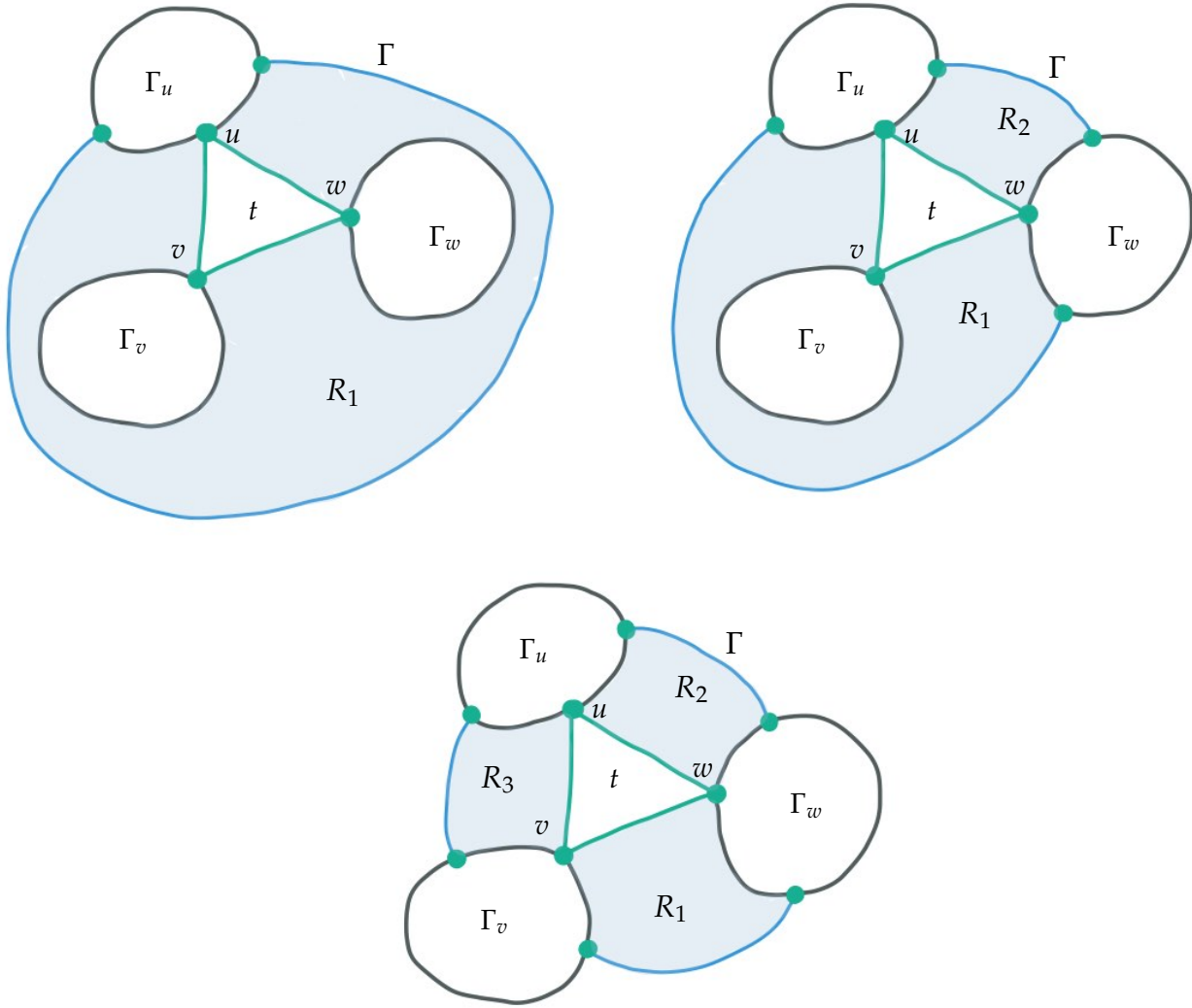


Figure 7: The three structures corresponding to each $k \in \{1, 2, 3\}$ for the faces R_1, \dots, R_k of \tilde{G}' . These corresponds to the regions of \tilde{G} which we analyze separately to get our bound on q_2'' .

Claim 3.7 *The number of surviving triangles drawn inside R_i in \tilde{G} are at most $\ell(R_i) - o(R_i) - 2$. Moreover, if the common landing component L for the three gray triangles supported by $B_{uv}^t \cup B_{vw}^t \cup B_{uw}^t \cup E(t)$ is drawn inside R_i , then we get the stronger bound of $\ell(R_i) - o(R_i) - 3$.*

The proof of this claim relies on a standard triangulation trick used in the context of planar graphs. We defer the proof to later in Section 3.4.

Now we are ready to complete the proof for Lemma 3.3.

Let $\mathbf{1}_S^t \in \{0, 1\}$ be the indicator variable such that $\mathbf{1}_S^t = 1$ if we are in the case when there exists exactly three gray triangles supported by $B_{uv}^t \cup B_{vw}^t \cup B_{uw}^t \cup E(t)$ such that the common landing component L for these triangles is drawn inside some region R_i , otherwise $\mathbf{1}_S^t = 0$. Using the bounds for each region from Claim 3.7 we can upper bound q_2'' by summing over the number of surviving triangles in each region.

$$\begin{aligned} q_2'' &\leq \sum_{i=1}^k (\ell(R_i) - o(R_i) - 2) - \mathbf{1}_S^t \\ &\leq \sum_{i=1}^k \ell(R_i) - \sum_{i=1}^k o(R_i) - 2k - \mathbf{1}_S^t \end{aligned} \quad (4)$$

Next we take a closer look at the $\ell(R_i)$ term in the sum. By Claim 3.5, each region R_i contains exactly one edge of Γ , and $R_i \subseteq \Gamma \cup E(t) \cup \left(\bigcup_{x \in V(t)} \Gamma_x\right)$. Therefore, we can decompose the length of face R_i into three parts:

$$\ell(R_i) = 1 + \sum_{x \in V(t)} |E(R_i) \cap \Gamma_x| + |E(R_i) \cap E(t)|$$

Plugging this into Eq. (4) we get,

$$q_2'' \leq \sum_{i=1}^k (1 + \sum_{x \in V(t)} |E(R_i) \cap \Gamma_x| + |E(R_i) \cap E(t)|) - \sum_{i=1}^k o(R_i) - 2k - \mathbf{1}_S^t \quad (5)$$

$$\leq \sum_{i=1}^k \left(\sum_{x \in V(t)} |E(R_i) \cap \Gamma_x| + |E(R_i) \cap E(t)| \right) - \sum_{i=1}^k o(R_i) - k - \mathbf{1}_S^t \quad (6)$$

Note that t can not contribute more than its three edges to the boundaries of all k regions, thus $\sum_{i=1}^k |E(R_i) \cap E(t)| \leq 3$. Using this in Eq (5), we get

$$q_2'' \leq 3 + \sum_{i=1}^k \sum_{x \in V(t)} |E(R_i) \cap \Gamma_x| - \sum_{i=1}^k o(R_i) - k - \mathbf{1}_S^t \quad (7)$$

Claim 3.8 $\sum_{i=1}^k \sum_{x \in V(t)} |E(R_i) \cap \Gamma_x| = \ell(S_u^t) + \ell(S_v^t) + \ell(S_w^t) - \ell(S) + k$

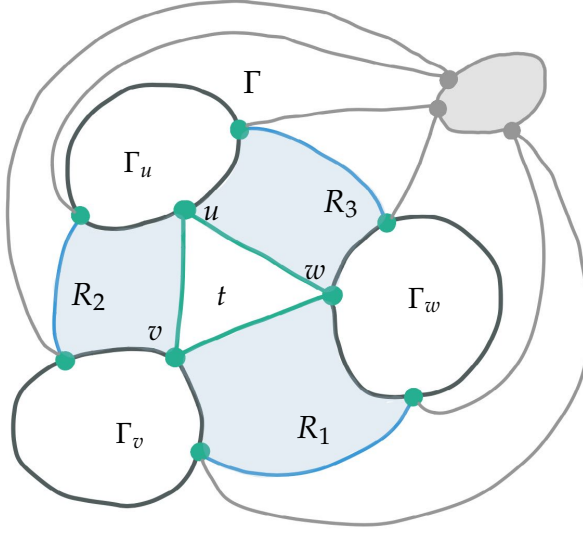


Figure 8: The case when the three supported gray triangles are drawn in the exterior of Γ . This can only happen when we are in three region R_1, R_2, R_3 case.

Proof: Notice that the sum on the left-hand-side counts all edges in $(\bigcup_{x \in V(t)} \Gamma_x) \setminus \Gamma$ where each edge is counted exactly once, and this contribution is $\sum_{x \in V(t)} \ell(S_x^t) - \ell(S)$. Additionally, by Claim 3.5, each edge in $\Gamma \setminus (\bigcup_{x \in V(t)} \Gamma_x)$ is also counted exactly once as well, and this contribution is $+k$. \square

Combining all of this with Inequality (7) we get,

$$q_2'' \leq 3 + \ell(S_u^t) + \ell(S_v^t) + \ell(S_w^t) - \ell(S) - \sum_{i=1}^k o(R_i) - \mathbf{1}_S^t \quad (8)$$

Let $o_{across}^t(S)$ be the number of occupied edges among the $o(S)$ occupied edges belonging to Γ such that they do not belong to any of the Γ_x for $x \in \{u, v, w\}$. These edges are the ones which are drawn across two different cycles Γ_x, Γ_y for $x, y \in \{u, v, w\}$ and $x \neq y$ (potentially some of the edges drawn in blue color in Fig. 7). Hence $o_{across}^t(S)$ captures precisely the number of occupied edges in $\Gamma \setminus (E(t) \cup \bigcup_{x \in V(t)} \Gamma_x)$ for which the supported gray triangles are drawn in the exterior of Γ . By the way we define $o(R_i)$, the following equality holds.

$$\sum_{i=1}^k o(R_i) = o(S_u^t) + o(S_v^t) + o(S_w^t) - (o(S) - o_{across}^t(S)) \quad (9)$$

Using this in Inequality (8) we get,

$$\begin{aligned} q_2'' &\leq 3 + \ell(S_u^t) + \ell(S_v^t) + \ell(S_w^t) - \ell(S) - (o(S_u^t) + o(S_v^t) + o(S_w^t) - (o(S) - o_{across}^t(S))) - \mathbf{1}_S^t \\ &\leq 3 + (\ell(S_u^t) - o(S_u^t)) + (\ell(S_v^t) - o(S_v^t)) + (\ell(S_w^t) - o(S_w^t)) - (\ell(S) - o(S)) - o_{across}^t(S) - \mathbf{1}_S^t \end{aligned}$$

Since $\ell(S_x^t) = \varphi(S_x^t) + o(S_x^t)$ for every $x \in \{u, v, w\}$ we get,

$$q_2'' \leq 3 + \varphi(S_u^t) + \varphi(S_v^t) + \varphi(S_w^t) - \varphi(S) - o_{across}^t(S) - \mathbf{1}_S^t \quad (10)$$

The general inequality $q_2'' \leq 3 + \varphi(S_u^t) + \varphi(S_v^t) + \varphi(S_w^t) - \varphi(S)$ for the Lemma 3.3 trivially follows from the above inequality. The following claim will complete the proof.

Claim 3.9 *If there are three gray triangles supported by edges in $\bigcup_{uv \in E(t)} B_{uv}^t \cup E(t)$ with the common landing component L , then $o_{across}^t(S) + \mathbf{1}_S^t \geq 1$.*

Proof: There could be two sub-cases: (i) The landing component L is in the exterior of Γ . In this case, by the definition of $o_{across}^t(S) \geq 1$, all the three edges which support one of the three gray triangles will contribute to $o_{across}^t(S)$ (see Fig 8 for illustration); and (ii) The gray triangles are drawn inside Γ . In this case, we have that $\mathbf{1}_S^t = 1$. In any case, we have $o_{across}^t(S) + \mathbf{1}_S^t \geq 1$, thus proving the lemma. \square

3.3 Proof of Claim 3.5

By the assumption that there exists at least one edge in $E(\Gamma) \setminus (E(t) \cup E(\Gamma_u \cup \Gamma_v \cup \Gamma_w))$. Let $ab := e \in E(\Gamma) \setminus (E(t) \cup E(\Gamma_u \cup \Gamma_v \cup \Gamma_w))$ be one such edge.

To prove the claim, we will show that for any such edge, there exists a unique face R satisfying the conditions of the claim and it contains at least one edge from $E(t)$. As each edge of t is also incident to the face bounded by t , this would imply that there can not be more than three such faces in \tilde{G}' and since there exists the edge e , hence we will be done.

Let $a \in \Gamma_x$ for some $x \in \{u, v, w\}$. We will always use the fact that, since $e \in E(\Gamma)$, there are two directions starting from a to traverse the boundary of Γ_x , such that in one direction edges of Γ_x belongs to Γ and in the other they are drawn in the interior of Γ . Now we split into two possible cases.

- ($b \in \Gamma_y$ for some $y \in \{u, v, w\}$ such that $y \neq x$): Since $a, x \in \Gamma_x$, there exists a path P_x from a to x containing edges of Γ_x such that all these edges are drawn in the interior of Γ (possibly $x = a$ and P_x is a zero length path). Similarly there exist a path P_y going from b to y containing edges of Γ_y such that all these edges are drawn in the interior of Γ . Hence the circuit C which includes the edge e , the edge $xy \in E(t)$ and two paths P_x and P_y , is drawn inside of Γ (except the edge e which is on the boundary of Γ). Clearly, there cannot be any other edge from Γ which is drawn inside C , hence any face drawn inside C can contain at most the edge e from $E(\Gamma) \setminus (E(t) \cup E(\Gamma_u \cup \Gamma_v \cup \Gamma_w))$. Also, by the way we define \tilde{G}' , there cannot be any other edge inside C drawn across different Γ_i cycles. Now if t is drawn outside of C , then C itself is the face R of \tilde{G}' satisfying our requirements. Otherwise, the whole of Γ_z for $z \neq x$ and $z \neq y$, is drawn inside of C . This means that region inside the circuit C can be decomposed into the triangular face t , the cycle Γ_z and another face R whose boundary comprises of edges $xz, zy \in E(t)$, the edge of Γ_z , the edge e and two paths P_x and P_y . Hence R is the face corresponding to e which we require.
- ($b \in \Gamma_x$): Notice that in this case, the circuit comprising of edge e along with a path P_x from a to b containing edges of Γ_x such that all these edges are drawn in the interior of Γ , will enclose the triangle t and the other two cycles Γ_y, Γ_z such that $y, z \in \{u, v, w\}$ and $x \neq y \neq z \neq x$. Similar to the previous case, there cannot be any other edge from Γ which is drawn inside C , C is drawn in the interior of Γ (except the edge e which is on the boundary of Γ) and also no other edge is drawn across different Γ_i cycles inside of C . Hence, any face drawn inside C can contain at most the edge e from $E(\Gamma) \setminus (E(t) \cup E(\Gamma_u \cup \Gamma_v \cup \Gamma_w))$. Also, C can be decomposed into the triangular face t , the cycles Γ_y, Γ_z and another face R whose boundary comprises of edge e , all three edges of t , all the edge of Γ_y, Γ_z and two paths P and P' from a

to x and x to b containing edges of Γ_x drawn inside Γ . Hence R is the face corresponding to e which we require.

3.4 Proof of Claim 3.7

To prove this we will perform a series of monotone operations within the region R_i in graph \tilde{G} , such that in each operation the number of surviving triangles drawn within R_i cannot reduce. In the end we will reach a structure for which the bound holds trivially. Since the operations here are monotone, the bound which we get also holds for the original number of surviving triangles drawn within R_i . Notice that we make these modifications in the auxiliary graph \tilde{G} only for counting purposes and never change the structure of our graph G .

In the first step, except for the three gray triangles supported by the edges in $B_{uv}^t \cup B_{vw}^t \cup B_{uw}^t \cup E(t)$, we *decouple* all the other supported gray triangles drawn inside R_i which share their landing components by adding a dummy gray vertex for each such gray triangle and making the new dummy vertex its landing component. Note that the decoupling step allows us to get a full triangulation for R_i in its interior (except the face containing the common landing component L) and at the same time does not affect the number of surviving triangles drawn inside R_i in \tilde{G} .

After this we triangulate the interior of R_i by adding extra type-0 red edges, such that the end point for each additional edge lies in two different Γ_x and Γ_y for $x \neq y$. This is possible to achieve due to Obs. 3.6 and also this operation is monotone and cannot reduce the number of surviving triangles drawn inside R_i in \tilde{G} . Also, all the faces inside R_i are triangular faces except the one containing L in graph \tilde{G} . The way we triangulate the regions of R_i ensures that the Obs. 3.6 continues to hold which implies that any face in R_i can contain at most one edge from the boundary of Γ_x for any $x \in \{u, v, w\}$. Also, \tilde{G} will remain a simple planar graph since the added type-0 edge connect vertices from the boundary of two different cycles Γ_x and Γ_y for $x \neq y$. In the end, we have at most $\ell(R_i) - 2$ triangular faces and any occupied edge counted in $o(R_i)$ (i.e. occupied edges in R_i which belongs to some cycle Γ_x for $x \in \{u, v, w\}$) can kill at most one triangle, hence the claimed upper-bound follows in the general case.

Now in the case where we have the three gray triangles supported by the edges in $B_{uv}^t \cup B_{vw}^t \cup B_{uw}^t \cup E(t)$, we will prove that the face (say f) of R_i inside which the common landing component L is drawn, contains at least one more edge in addition to the three edge from $B_{uv}^t \cup B_{vw}^t \cup B_{uw}^t \cup E(t)$ which supports the three gray triangles. This implies that this face has length at least 4 and the triangulation of R_i misses at least 2 triangular faces. Also, in the worst case the fourth edge which we consider here could contribute to the term $o(R_i)$. Hence overall, we get at least 1 less surviving triangular face than the previous bound and the claim follows.

To prove the claim for face f , first recall that (by Prop. 3.1) the three edges in $B_{uv}^t \cup B_{vw}^t \cup B_{uw}^t \cup E(t)$ which supports the gray triangles are drawn across different pair of cycles $\Gamma_u, \Gamma_v, \Gamma_w$. Let $e_1 \in B_{vw}^t \cup vw$, $e_2 \in B_{uw}^t \cup uw$ and $e_3 \in B_{uv}^t \cup uv$ be the three edges supporting the three gray triangles. There is a cycle C comprising of edges e_1, e_2, e_3 and paths P_u, P_v, P_w joining the two ends of these edge in $\Gamma_u, \Gamma_v, \Gamma_w$ respectively, such that the triangle t is drawn inside C and the exterior of the Γ is outside of C . Now since R_i is a bounded region in graph \tilde{G} hence the face f is a bounded face. Now we show that for f to be bounded face, its length has to be at least four. In the corner case when $e_1 = vw, e_2 = uw, e_3 = uv$, C is precisely the triangular face t and the edges are e_1, e_2, e_3 are touching f from the outside of t . Hence, for f to be bounded, there should exist at least one more edge to complete the loop going from Γ_u to Γ_v to Γ_w and back to Γ_u . Otherwise, assume

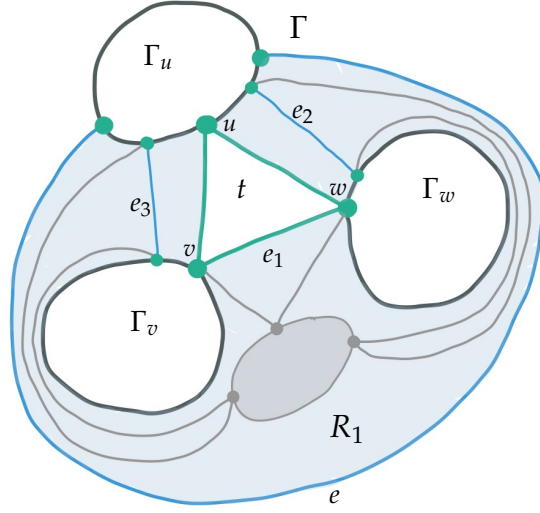


Figure 9: The case when the three supported gray triangles are drawn in the interior of Γ . This can only happen when we are in one region R_1 case.

$e_1 \neq vw$ (other cases are symmetric). Since the gray triangles supported by e_1, e_2, e_3 share their landing component, and there exists a blue/green/red cycle C' comprising of edges e_1, vw and paths in Γ_v and Γ_w connecting the end points of e_1 and vw , the face f should be drawn outside of C . Now again for f to be bounded, it should contain one more edge and we are done.

4 Classification Scheme for Factor 7

In this section we will show a classification scheme that allows us to prove our factor 7 result. More precisely, the aim is to prove the following lemma.

Lemma 4.1 *There is a 5-type classification scheme for which*

$$-(\sum_{f \in \mathcal{F}} \text{gain}(f)) \leq -\varphi(S) + (2p + 0.5p_1 - 2.5a_1 - 3a_2 - 1.5)$$

First, we show that Lemma 4.1 is sufficient for proving the final result. For this we substitute the bound from Lemma 4.1 into Inequality (2) to get:

$$q \leq (4p + 0.5p_1 + 2.5a_1 + 3a_2) - g(S) + (2p + 0.5p_1 - 2.5a_1 - 3a_2 - 1.5) = 6p + p_1 - g(S) - 1.5$$

This implies $q \leq 7p - \varphi(S)$ as desired.

In order to define the classification schemes, we further classify the edges, vertices and split components for any heavy triangle t in $G[S]$ into several types.

Further classification of green vertices, edges and split components: The green edges on each heavy triangle are further classified into *free* and *base* edges as follows: For any heavy triangle t ,

where $V(t) = \{u, v, w\}$. Let $uv \in E(t)$ be an edge for which $B_{uv}^t \neq \emptyset$. By Proposition 2.4 there is exactly one such edge in $E(t)$. We say that the edge uv is the *base* edge and both u and v are called *base* vertices. We say that the other two edges in $E(t) \setminus uv$ are *free*, and the vertex w is called a *free* vertex. Both S_u^t and S_v^t are called *occupied* components and S_w^t is a *free* component. See Figure 10 for an illustration.

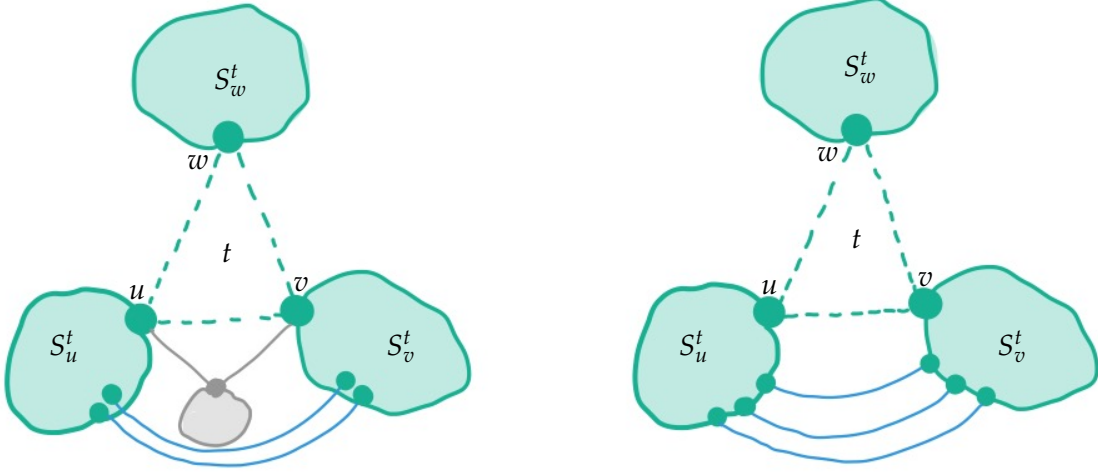


Figure 10: Classification of green edges and split components, based on the blue edges going across the split components of any heavy triangle t . The split components S_u^t, S_v^t are occupied components and S_w^t is the free component of t . For a type-1 triangle (left figure), we know that uv also supports a gray triangle.

The following claim follows from the properties of heavy type-0 and type-1 triangles shown in Proposition 2.4.

Claim 4.2 *The two free green edges of any green triangle are part of the same super-face in \mathcal{F} .*

Proof: Let vw and uw be the free edges in $E(t)$. Assume for contradiction that there is a super-face $f \in \mathcal{F}$ that only contains uw but not vw . Any super-face boundary needs to contain at least one blue edge in order to form a cycle. Therefore a path along the super-face f , not including the edge uw , from u to w must leave S_w^t using a blue edge, a contradiction to the fact that for a heavy triangle, B_{vw}^t and B_{uw}^t are empty in graph $H[S]$. \square

We will upper bound the number of surviving triangles inside each super-face $f \in \mathcal{F}$ based on the characteristics of the edges bounding f (see Figure 11).

Classification of Edges in the Face Boundaries of $G[S]$: Edges that bound f are further partitioned into the following types:

- The two free edges of the green triangles. Let $p_0^{free}(f)$ and $p_1^{free}(f)$ denote the total number of type-0 and type-1 triangles respectively whose free edges participate in f .
- The base edges of the green triangles. Let $p_0^{base}(f)$ and $p_1^{base}(f)$ denote the total number of such triangles whose base edges participate in f .
- The blue edges of type-2. Let $a_2(f)$ denote the total number of such edges on f .

- The blue edges of type-1 whose gray triangles are drawn inside f . This side of any type-1 edge is referred to as the *occupied* side. Let $a_1^{occ}(f)$ denote the total number of such edges in the boundary of f .
- The blue type-1 edges whose supported gray triangle is drawn in G in some region bounded by a super-face other than f . This side of any type-1 edge which does not support a gray triangle is referred to as the *free* side. We denote the number of such edges by $a_1^{free}(f)$.

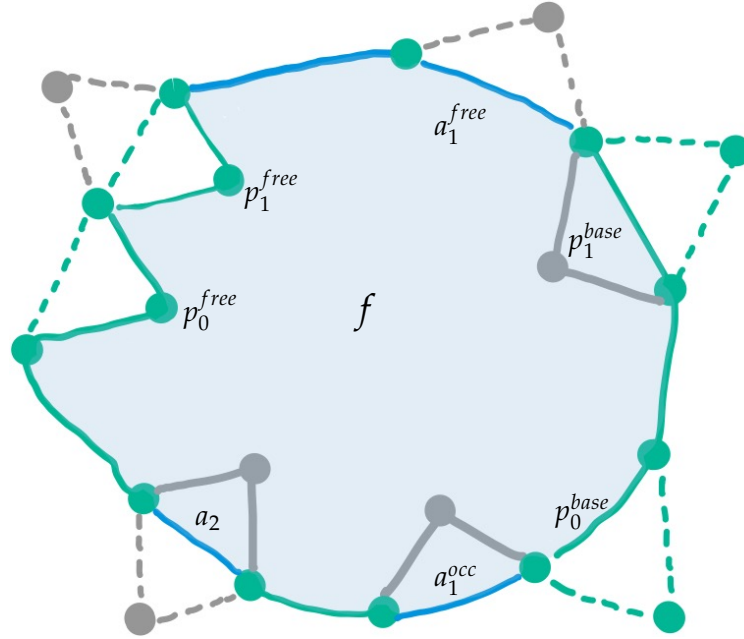


Figure 11: Different type of edges in a super-face $f \in \mathcal{F}$, which corresponds to the shaded region.

Notice that $|\mathcal{F}| > 1$, since all green triangles in $G[S]$ are heavy, hence $a_1 + a_2 \geq 1$. Since \mathcal{C} is a triangular cactus and $|\mathcal{F}| > 1$, the following can be observed.

Observation 4.3 For any super-face $f \in \mathcal{F}$, $a_2(f) + a_1(f) \geq 1$.

Let $p^{free}(f) := p_0^{free}(f) + p_1^{free}(f)$, $p^{base}(f) := p_0^{base}(f) + p_1^{base}(f)$ and $a_1(f) := a_1^{occ}(f) + a_1^{free}(f)$.

Observation 4.4 Any surviving triangular face cannot be incident to any type-2 edge, the occupied side of a type-1 edge or the base side of a type-1 triangle.

By Observation 4.4 and 4.3, $|E(f)| = 2p^{free}(f) + p^{base}(f) + a_2(f) + a_1(f)$. Also, $|Free(f)| = 2p^{free}(f) + a_1^{free}(f) + p_0^{base}(f)$ and $|Occ(f)| = a_1^{occ}(f) + a_2(f) + p_1^{base}(f)$.

4.1 Classification Rules

Now we are ready to define the classification rules for our analysis. Since the bound on the number of surviving triangles (hence the $gain(f)$ quantity) that can be drawn inside each super-face

heavily depends on the type of edges contained in its face boundary, we classify each super-face $f \in \mathcal{F}$ (except the outer-face f_0) into three broad categories, based on the total number of $p_1^{base}(f) + a_2(f) + a_1(f)$ edges. We also sub-categorize each super-face $f \in \mathcal{F}$ for which $p_1^{base}(f) + a_2(f) + a_1(f) = 1$ into further classes, based on whether it contains an $a_1^{free}(f)$ edge or not.

Classifications of super-faces: A super-face f will be of type- $[i, j]$ if $p_1^{base}(f) + a_2(f) + a_1(f) = i$ and $a_1^{free}(f) = j$. If there is no restriction on some dimension, then we put a dot ($[\bullet]$) there. Following is the precise categorization for the super-faces in $\mathcal{F} \setminus \{f_0\}$.

- A super-face f is of type- $[1, \bullet]$, if $p_1^{base}(f) + a_2(f) + a_1(f) = 1$ in addition
 - f is of type- $[1, 0]$, if $a_1^{free}(f) = 0$ or
 - of type- $[1, 1]$, if $a_1^{free}(f) = 1$.
- A super-face f is of type- $[2, \bullet]$, if $p_1^{base}(f) + a_2(f) + a_1(f) = 2$
- A super-face f is of type- $[\geq 3, \bullet]$, if $p_1^{base}(f) + a_2(f) + a_1(f) \geq 3$

Let the set $\mathcal{F}[i, j] \subseteq \mathcal{F}$ be the subset of type- $[i, j]$ super-faces in $H[S]$ and analogously let $\eta[i, j] = |\mathcal{F}[i, j]|$ for each type- $[i, j]$ super-face. Notice that $\mathcal{F}[1, \bullet] \cup \mathcal{F}[2, \bullet] \cup \mathcal{F}[\geq 3, \bullet] \cup \{f_0\} = \mathcal{F}$ and $\mathcal{F}[i, \bullet] \cap \mathcal{F}[j, \bullet]$ for any $i \neq j$, which implies, $|\mathcal{F}| = 1 + \eta[1, \bullet] + \eta[2, \bullet] + \eta[\geq 3, \bullet]$. Also, $\mathcal{F}[1, j] \subseteq \mathcal{F}[1, \bullet]$ for any $j \in \{0, 1\}$, hence, $\eta[1, \bullet] = \eta[1, 0] + \eta[1, 1]$.

The following lemma (whose proof will appear in Section 4.3) gives lower bounds on the quantity $gain(f)$ for each type of super-faces in $\mathcal{F} \setminus f_0$. For f_0 we will use Lemma 2.8 (whose proof will appear in Section 4.4).

Lemma 4.5 *For any super-face $f \in \mathcal{F}$, the following holds:*

1. *If f is of type- $[1, 0]$, then $gain(f) \geq 2.5$.*
2. *If f is of type- $[1, 1]$, then $gain(f) \geq 2$.*
3. *If f is of type- $[2, \bullet]$, then $gain(f) \geq 2$.*
4. *If f is of type- $[\geq 3, \bullet]$, then $gain(f) \geq 1.5$.*

4.2 Proof for Lemma 4.1

Notice that the bounds for type- $[1, \bullet]$ and type- $[2, \bullet]$ are better than the trivial bound of 1.5, which leads to the improvement from 7.5 to 7.

We apply Lemma 2.8 and Lemma 4.5 to $\sum_{f \in \mathcal{F}} gain(f)$, depending on the type of each super-face: In particular, this includes the lower bounds for each super-face of type- $[1, 0]$, type- $[1, 1]$, type- $[2, \bullet]$, type- $[\geq 3]$ and the outer-face f_0 .

$$\begin{aligned}
-(\sum_f \text{gain}(f)) &\leq (1 - \varphi(S)) - \sum_{f \in \mathcal{F}[1,0]} 2.5 - \sum_{f \in \mathcal{F}[1,1]} 2 - \sum_{f \in \mathcal{F}[2,\bullet]} 2 - \sum_{f \in \mathcal{F}[\geq 3,\bullet]} 1.5 \\
&= 1 - \varphi(S) - 2.5\eta[1,0] - 2\eta[1,1] - 2\eta[2,\bullet] - 1.5\eta[\geq 3,\bullet]
\end{aligned}$$

Here we use the fact that $|\mathcal{F}| = \eta[1,\bullet] + \eta[2,\bullet] + \eta[3,\bullet] + 1$.

$$\begin{aligned}
-(\sum_f \text{gain}(f)) &\leq 1 - \varphi(S) - 2.5(|\mathcal{F}| - 1) + \boxed{0.5\eta[1,1] + 0.5\eta[2,\bullet] + \eta[\geq 3,\bullet]} \\
&= 3.5 - \varphi(S) - 2.5|\mathcal{F}| + \boxed{0.5\eta[1,1] + 0.5\eta[2,\bullet] + \eta[\geq 3,\bullet]} \tag{11}
\end{aligned}$$

Next, we deal with the “residual terms” highlighted in the formula above by the box. For this purpose, we present various upper bounds on the number of super-faces of certain type:

Lemma 4.6 (Two upper bounds on the number of super-faces) *The following upper bounds hold:*

1. $\eta[1,1] \leq a_1$.
2. $\eta[2,\bullet] + 2\eta[\geq 3,\bullet] \leq p_1 + |\mathcal{F}| - 2$.

Proof: We start by proving the first upper bound. Since $a_1^{free}(f) = 1$ for a type-[1,1] super-face f and each type-1 edge can contribute to $a_1^{free}(f)$ to exactly one super-face in \mathcal{F} , we have that $\eta[1,1] \leq a_1$.

The second upper bound can be proved by a simple charging argument. On each super-face $f \in \mathcal{F}$, we give 1 unit of money to a certain set of edges on the face. In particular, each of the following types of edges gets a unit: (i) base of the type-1 green triangle, (ii) type-1 blue edge, and (iii) type-2 blue edge. Therefore, the total amount of money put into the system is exactly:

$$\sum_{f \in \mathcal{F}} (p_1^{base}(f) + a_1(f) + a_2(f)) = p_1 + 2a_1 + 2a_2 = p_1 + 2|\mathcal{F}| - 2$$

Counting from a different viewpoint, each super-face of type-[j,\bullet] receives at least j units of money, so the total amount is at least $1 + \eta[1,\bullet] + 2\eta[2,\bullet] + 3\eta[\geq 3,\bullet] = |\mathcal{F}| + \eta[2,\bullet] + 2\eta[\geq 3,\bullet]$. This immediately implies the inequality:

$$|\mathcal{F}| + \eta[2,\bullet] + 2\eta[\geq 3,\bullet] \leq p_1 + 2|\mathcal{F}| - 2$$

□

Applying Lemma 4.6 to Inequality (11), we get that

$$\begin{aligned}
-(\sum_f \text{gain}(f)) &\leq 3.5 - \varphi(S) - 2.5|\mathcal{F}| + 0.5(a_1 + p_1 + |\mathcal{F}| - 2) \\
&= 2.5 - \varphi(S) - \boxed{2|\mathcal{F}|} + 0.5a_1 + 0.5p_1 \tag{12}
\end{aligned}$$

Using equality $|\mathcal{F}| = a_1 + a_2 + 1$ in Inequality (12), we get:

$$-(\sum_f \text{gain}(f)) \leq 2.5 - \varphi(S) - 2a_2 - 1.5a_1 - 2 + 0.5p_1 = 0.5 - \varphi(S) + \boxed{a_1 + a_2} - 2.5a_1 - 3a_2 + 0.5p_1 \quad (13)$$

Using Lemma 2.9 in Inequality (13), we get:

$$-(\sum_f \text{gain}(f)) \leq 0.5 - \varphi(S) + 2p - 2 - 2.5a_1 - 3a_2 + 0.5p_1 = -\varphi(S) + (2p + 0.5p_1 - 2.4a_1 - 3a_2 - 1.5)$$

4.3 Handling the Non-Outer-Faces (Proof of Lemma 4.5)

We split the proof of Lemma 4.5 into three parts. First we show an upper bound for the number of surviving triangles if a super-face f has $|E(f)| > 3$ or $a_1^{\text{free}}(f) + p_0^{\text{base}}(f) > 0$. Then we show that $\text{survive}(f) \leq \mu(f) - 1.5$, if $|E(f)| = 3$ and $a_1^{\text{free}}(f) + p_0^{\text{base}}(f) = 0$. Finally we combine both results to give the upper bound for the number of surviving triangles in each type of super-face in \mathcal{F} .

Lemma 4.7 *Let $f \in \mathcal{F}$, if $|E(f)| > 3$ or $a_1^{\text{free}}(f) + p_0^{\text{base}}(f) > 0$ we have*

$$\text{survive}(f) \leq |Free(f)| + \left\lfloor \frac{|Occ(f)|}{2} \right\rfloor - 2$$

Proof: If $|E(f)| = 3$ and $a_1^{\text{free}}(f) + p_0^{\text{base}}(f) \geq 1$, it is easy to enumerate all possible compositions of the face boundary of f and check for each case that the claimed bound holds.

- ($a_1^{\text{free}}(f) + p_0^{\text{base}}(f) = 1$): In this case, $\text{survive}(f) = 0$, $|Free(f)| = 1$ and $|Occ(f)| = 2$.
- ($a_1^{\text{free}}(f) + p_0^{\text{base}}(f) = 2$): In this case, $\text{survive}(f) = 0$, and $|Free(f)| = 2$.
- ($a_1^{\text{free}}(f) + p_0^{\text{base}}(f) = 3$): In this case, $\text{survive}(f) = 1$, $|Free(f)| = 3$, and $|Occ(f)| = 0$.

Now consider the case where $|E(f)| > 3$. In order to bound $\text{survive}(f)$ in this case, we *locally* modify the internal structure for a fixed f in a special way. Notice that we make these modifications only for counting purposes and they do not change the structure of our graph G in any way. First we *decouple* the supported gray triangles drawn inside f which share their landing components by adding a dummy gray vertex for each such gray triangle and making the new dummy vertex its landing component. Then using additional type-0 red edges we triangulate the super-face f in an arbitrary way. Note that the decoupling step allows us to get a full triangulation for f and at the same time this operation does not reduce the value of $\text{survive}(f)$ for f (see Figure 12 for illustration). Hence, any bound which we get after performing this operation also holds for the original quantity $\text{survive}(f)$. This triangulation of the super-face f has exactly $|E(f)| - 2$ triangular faces. Starting with this bound, we use the particular structure of f to achieve the desired bound for $\text{survive}(f)$.

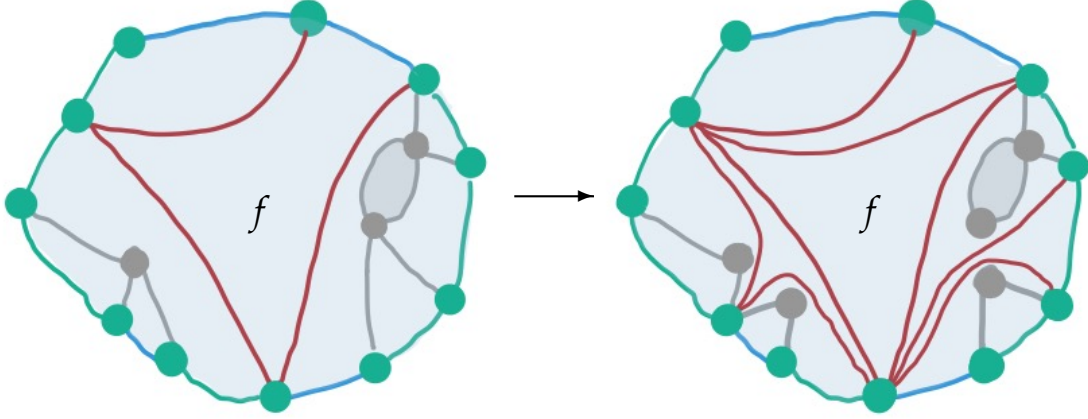


Figure 12: The decoupling and triangulation operation for some super-face $f \in \mathcal{F}$. Notice that we make these modifications only for counting purposes and they do not change the structure of our graph G in any ways.

By Observation 4.4 no edge of type-2, occupied side of a type-1 edge or base side of a type-1 triangle can be adjacent to any triangular face in $survive(f)$. Also, at most two of these edges could belong to any triangular face in f . Hence, out of all the potential $|E(f)| - 2$ faces in the triangulate super-face f , at least $\left\lceil \frac{|Occ(f)|}{2} \right\rceil$ faces will be killed and hence we get the claimed bound on $survive(f)$. \square

For other cases, we can still get a slightly weaker bound.

Lemma 4.8 *Otherwise, if $|E(f)| = 3$ and $a_1^{free}(f) + p_0^{base}(f) = 0$, then we have*

$$survive(f) \leq \mu(f) - 1.5$$

Proof: Notice that $|E(f)| = 3$ implies $p^{free}(f) = 0$. Hence the first inequality is trivially true by substituting the value $a_1^{occ}(f) + a_2(f) + p_1^{base}(f) = 3$ and $2p^{free}(f) + a_1^{free}(f) + p_0^{base}(f) = 0$. \square

Now, we are ready to complete the proof of Lemma 4.5. For any type-[1, 0] super-face f , $|Occ(f)| = 1$ and $|E(f)| > 3$, hence using Lemma 4.7, we get

$$survive(f) \leq |Free(f)| + \left\lfloor \frac{|Occ(f)|}{2} \right\rfloor - 2 = |Free(f)| + \frac{|Occ(f)|}{2} - 2.5 = \mu(f) - 2.5$$

For any type-[1, 1] or type-[2, •] super-face f we have that $|E(f)| > 3$, hence by Lemma 4.7, we get

$$survive(f) \leq |Free(f)| + \left\lfloor \frac{|Occ(f)|}{2} \right\rfloor - 2 \leq |Free(f)| + \frac{|Occ(f)|}{2} - 2 = \mu(f) - 2$$

For any type- $[\geq 3, \bullet]$ super-face f , if $|Occ(f)| = |E(f)| = 3$, then Lemma 4.8 implies

$$survive(f) \leq |Free(f)| + \left\lfloor \frac{|Occ(f)|}{2} \right\rfloor - 1.5 \leq |Free(f)| + \frac{|Occ(f)|}{2} - 1.5 = \mu(f) - 1.5$$

Otherwise using Lemma 4.7 we get

$$survive(f) \leq |Free(f)| + \left\lfloor \frac{|Occ(f)|}{2} \right\rfloor - 2 \leq |Free(f)| + \frac{|Occ(f)|}{2} - 2 = \mu(f) - 2$$

4.4 Handling the Outer-Face f_0 (Proof of Lemma 2.8)

In this section we will prove that $\text{survive}(f_0) \leq \mu(f_0) - g(S) + 1$. If $\varphi(S) \leq 3$, this bound can be easily achieved by enumerating all possible compositions of the face boundary of f_0 . If $\varphi(S) > 3$, the $\varphi(S)$ term in the bound we want to prove becomes more significant and hence this case needs special treatment.

In contrast to the other super-faces in \mathcal{F} , the number of surviving triangles in f_0 also depends on $\varphi(S)$. We first give an intuition on how this term influences the number of surviving triangles in f_0 and then use the idea behind it to prove Lemma 2.8. Starting from $G[S]$, we can construct an auxiliary graph \tilde{G} by modifying the outer-face f_S , such that this part of the graph is fully triangulated using red edges, such that in total we obtain $\varphi(S) - 2$ extra triangles. Also, in this process the structure of the free and occupied edges of the outer-face (say \tilde{f}_0) of the subgraph $\tilde{H} := \tilde{G} \setminus A$ (where A is the set of red edges) of \tilde{G} remains exactly the same as that of the original outer-face f_0 of $H[S]$. Finally, we use the trivial upper bound given by Lemma 4.7 on the number of triangular faces drawn inside the outer-face \tilde{f}_0 in graph \tilde{G} , which in turn gives us the $-\varphi(S)$ term for the bound on the number of triangular faces drawn inside the outer-face f_0 in graph $G[S]$. Notice that the modified graph \tilde{G} is created only for counting purposes and the modification does not change the structure of our original graph G in any ways.

The following lemma formalizes this idea of triangulating the outer-face.

Lemma 4.9 *For the graph $G[S]$ with outer-face f_S having $\varphi(S) > 3$ many free edges, there exists another simple planar graph \tilde{G} with outer-face \tilde{f}_S , such that*

- *The graphs \tilde{G} and G only differ inside the outer-face f_S of $G[S]$.*
- *The structure of the outer-face \tilde{f}_0 for the graph $\tilde{H} := \tilde{G} \setminus A$ (where A is the set of red type-0 edges) is the same as that of f_0 , i.e. $|\text{Occ}(f_0)| = |\text{Occ}(\tilde{f}_0)|$ and $|\text{Free}(f_0)| = |\text{Free}(\tilde{f}_0)|$.*
- *There are at least $\varphi(S) - 2$ extra surviving triangles drawn inside the outer-face \tilde{f}_0 in \tilde{G} as compared to the outer-face f_0 in $G[S]$.*

Proof: In order to prove this lemma, we will transform $G[S]$ to \tilde{G} by creating at least $\varphi(S) - 2$ new surviving triangles in f_S by first pre-processing and then triangulating f_S using extra type-0 edges in a specific way.

First we *decouple* the supported gray triangles drawn inside f_S which share their landing components by adding a dummy gray vertex for each such gray triangle and making the new dummy vertex its landing component. Notice that the decoupling step makes the induced graph $G[V(f_S)]$ an outer-planar graph, where $V(f_S)$ are the vertices contained in face f_S . Also, it does not change the structure of the graph G anywhere else except inside face f_S . Since $G[V(f_S)]$ is outer-planar, there exists a vertex $u_1 \in V(f_S)$, such that the degree of u_1 in $G[V(f_S)]$ is two. Now we number the vertices in the face f_S in clockwise order as $u_1, u_2, \dots, u_{\ell_S}$, where u_1 is the degree 2 vertex in $G[V(f_S)]$. Next we triangulate the outer-face f_S by adding a star of type-0 edges with vertex u_1 as the root for this star and vertices $u_3, u_4, \dots, u_{\ell_S-1}$ as the leaves of the star (see Figure 13). This completes the construction of our auxiliary graph \tilde{G} . Notice that this operation cannot create a parallel edge in \tilde{G} , implied by the way we fixed u_1 . Also, the decoupling and triangulation will maintain the planarity of \tilde{G} . Finally, it is easy to see that the occupied and the free edges for the outer-face \tilde{f}_0 of graph \tilde{H} are the same as that of the original outer-face f_0 , hence the second property is satisfied.

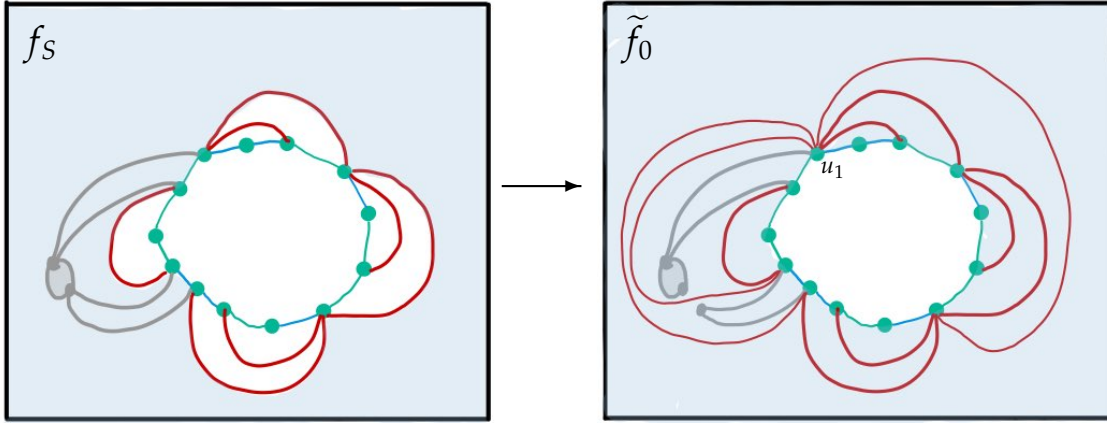


Figure 13: The decoupling and triangulation of face f_S .

Each of the triangles (u_1, u_2, u_3) and $(u_{\ell_S-1}, u_{\ell_S}, u_1)$ could either survive if both the edges coming from f_S are free or not survive if at least one of these edges is occupied. Any triangle of the form (u_1, u_i, u_{i+1}) for $2 < i < \ell_S - 1$ will survive if the (u_i, u_{i+1}) edge is free. Now if both the triangles (u_1, u_2, u_3) and $(u_{\ell_S-1}, u_{\ell_S}, u_1)$ do not survive, then at most two out of the $\varphi(S)$ free edges can be a part of these triangles and hence there will be at least $\varphi(S) - 2$ triangles of the form (u_1, u_i, u_{i+1}) for $2 < i < \ell_S - 1$ which survive. If one of the triangles (u_1, u_2, u_3) and $(u_{\ell_S-1}, u_{\ell_S}, u_1)$ survives, then at most three out of the $\varphi(S)$ free edges can be part of these triangles and hence there will be at least $\varphi(S) - 3$ triangles of the form (u_1, u_i, u_{i+1}) for $2 < i < \ell_S - 1$ which survive. Else both of the (u_1, u_2, u_3) and $(u_{\ell_S-1}, u_{\ell_S}, u_1)$ triangles survive, then four out of the $\varphi(S)$ free edges will be part of these triangles and hence there will be at least $\varphi(S) - 4$ triangles of the form (u_1, u_i, u_{i+1}) for $2 < i < \ell_S - 1$ which survive. Hence, overall in each case, $\varphi(S) - 2$ triangles survive and the lemma follows. \square

Note that $\varphi(S)$ consists of a subset of the edges counted in $p^{free}(f_0)$, $p_0^{base}(f_0)$, $a_1^{free}(f_0)$ and $a_0(f_0)$. Also $|E(f_0)| \geq \ell_S \geq \varphi(S)$, since f_S is formed after including all the $a_0(f)$ edges drawn inside f_0 in G (see Figure 14).

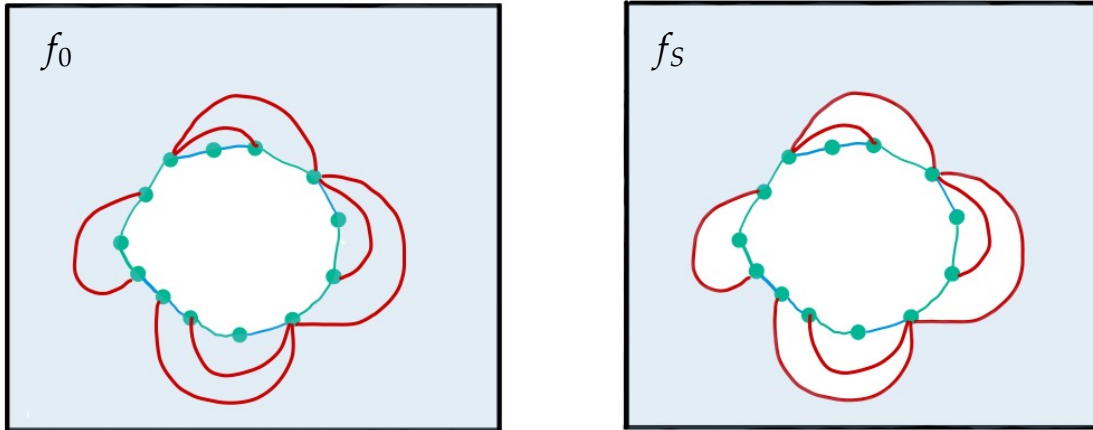


Figure 14: In the first figure the shaded region corresponds to the outer-super-face f_0 of graph $H[S]$ and in the second figure the shaded region corresponds to the outer-face f_S of graph $G[S]$.

Now, we are ready to present the proof of Lemma 2.8. We split the analysis into two cases:

- First, consider the case when $|E(f_0)| = 3$. The worst case then is when $\varphi(S) = 3$, which implies $|Free(f_0)| = 3$, $|Occ(f_0)| = 0$ and $\mu(f_0) = 3$. In this case, $survive(f_0) = 1$, which gives the inequality.

Otherwise, when $\varphi(S) \leq 2$, we have $survive(f_0) = 0$ (there would be an occupied edge that supports a gray triangle in f_0 which kills it), $|Free(f_0)| \leq 2$ and $|Occ(f_0)| \geq 1$. This gives $\mu(f_0) \geq 1.5$, and $\mu(f_0) - \varphi(S) + 1 \geq 0.5 > survive(f_0)$.

- If $|E(f_0)| > 3$ and $\varphi(S) \leq 3$, then the trivial bounds given by Lemma 4.7 and 4.8 imply the inequality.

From now on we assume that $\varphi(S) > 3$. For this case, we use Lemma 4.9 on $G[S]$ to get the auxiliary graph \tilde{G} with at least $\varphi(S) - 2$ extra surviving faces in its outer-face, totaling to $survive(f_0) + \varphi(S) - 2$. Now using the trivial bound given by Lemma 4.7 on the outer-face \tilde{f}_0 for the corresponding graph \tilde{H} , we get

$$survive(f_0) + \varphi(S) - 2 \leq survive(\tilde{f}_0) \leq \mu(\tilde{f}_0) - 2 \leq \mu(f_0) - 2$$

which proves the lemma.

Intuition for next step The tight example (see Appendix B.1) of the factor 7 analysis for a 1-swap optimal solution shows that looking at a locally optimal solution for 1-swap is not enough to achieve our main Theorem 1.1. In this example there exists an improving 2-swaps, which indicates that further classification of super-faces in $H[S]$ and achieving stronger bounds for some special type of super-faces (which we refer to as type-[1, 0, 0], type-[1, 1, 0] and type-[2, 0, 0] super-faces) could lead to an improvement. These special super-faces are the ones where an adversary can efficiently packs a lot of surviving triangles which leads to $q > 6p$. It turns out that in every such super-face, there is an improving-2 swap. Hence to prove the tight $q \leq 6p$ bound, it is necessary to get stronger bounds for such faces by looking at locally optimal solution for 2-swaps. This intuition lead us to the sub-categorization of the type-[1, •] and type-[2, •] faces in $H[S]$.

5 Classification Scheme for Factor 6

We will show a classification scheme that certifies the factor 6. This scheme extends the one given in the previous section.

5.1 Classification Rules

The important observation that leads to a better bound is to derive a better gain for super-faces of type-[1, •] and type-[2, •] in the previous classification. We notice that, for a certain sub-class of these super-faces, a better bound can be obtained.

A New Super-face Classification: Now we sub-categorize type-[1, •] and type-[2, •] super-faces into further classes, based on the values of $a_1^{free}(f)$ and $p_0^{base}(f)$. A super-face f will be of type-[i, j, k] if $p_1^{base}(f) + a_2(f) + a_1(f) = i$, $a_1^{free}(f) = j$ and $p_0^{base}(f) = k$. If there is no restriction on a particular dimension, then we put a dot ([•]) there. Following is the categorization of super-faces which we use.

- type-[1, •, •]: $p_1^{base}(f) + a_2(f) + a_1(f) = 1$
 - type-[1, 0, •]: $a_1^{free}(f) = 0$
 - * type-[1, 0, 0]: $p_0^{base}(f) = 0$
 - * type-[1, 0, ≥ 1]: $p_0^{base}(f) \geq 1$
 - type-[1, 1, •]: $a_1^{free}(f) = 1$
 - * type-[1, 1, 0]: $p_0^{base}(f) = 0$
 - * type-[1, 1, ≥ 1]: $p_0^{base}(f) \geq 1$
- type-[2, •, •]: $p_1^{base}(f) + a_2(f) + a_1(f) = 2$
 - type-[2, 0, •]: $a_1^{free}(f) = 0$
 - * type-[2, 0, 0]: $p_0^{base}(f) = 0$
 - * type-[2, 0, ≥ 1]: $p_0^{base}(f) \geq 1$
 - type-[2, 1, •]: $a_1^{free}(f) = 1$
 - type-[2, 2, •]: $a_1^{free}(f) = 2$
- type-[≥ 3 , •, •]: $p_1^{base}(f) + a_2(f) + a_1(f) \geq 3$

Let the subset $\mathcal{F}[i, j, k] \subseteq \mathcal{F}$ be the set of type-[i, j, k] super-faces and analogously let $\eta[i, j, k] = |\mathcal{F}[i, j, k]|$. It is easy to see that the categorization partitions the set $\mathcal{F} \setminus \{f_0\}$, $\mathcal{F}[i, j, k] \subseteq \mathcal{F}[i, j, \bullet] \subseteq \mathcal{F}[i, \bullet, \bullet]$ for any i, j, k , which implies, $|\mathcal{F}| = 1 + \eta[1, \bullet, \bullet] + \eta[2, \bullet, \bullet] + \eta[\geq 3, \bullet, \bullet]$. Also, $\eta[i, \bullet, \bullet] = \sum_j \eta[i, j, \bullet]$ for each i , $\eta[i, j, \bullet] = \sum_k \eta[i, j, k]$ for each i, j .

We classify a sub-class of type-[1, 0, 0], type-[1, 1, 0], and type-[2, 0, 0] super-faces that admits an improved bound via several new notions.

Adjacent triangles and edges and friends: Let t_1 and t_2 be two green triangles that share a vertex. Denote their vertices by $V(t_i) = \{u(t_i), v(t_i), w(t_i)\}$, where $w(t_1) = w(t_2)$ (say w). In this case, we call them *adjacent triangles*. Let $v(t_i)$ be a free vertex of t_i . If there is a way to draw an edge $v(t_1)v(t_2)$ such that the region bounded by $\{w(t_1)v(t_1)v(t_2)\}$ is empty, we say that these triangles are *strongly adjacent*; otherwise, they are *weakly adjacent*. Furthermore, if the t_1 and t_2 are strongly adjacent and $v(t_1)v(t_2) \in E(H)$, then we say that t_1 and t_2 are *friends* or *friendly triangles*.

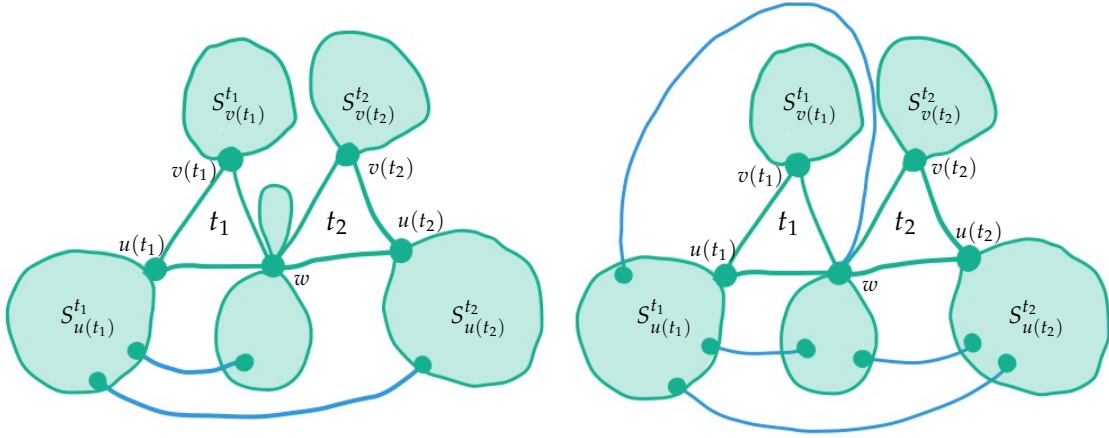


Figure 15: Cases when two adjacent triangles are *weakly-adjacent* in graph $H[S]$.

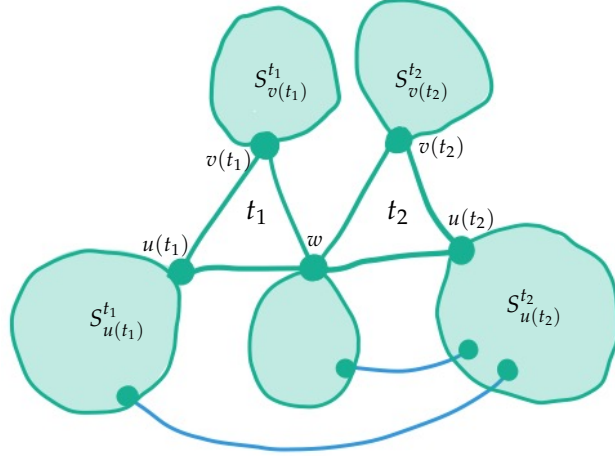


Figure 16: Two adjacent triangles which are *strongly-adjacent* in graph $H[S]$.

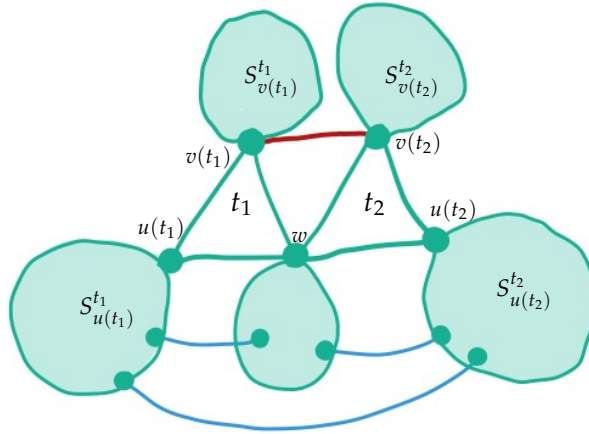


Figure 17: Two adjacent triangles which are *friends* in graph $G[S]$. Notice they will be *strongly-adjacent* in graph $H[S]$.

Observation 5.1 *The free sides for any pair of triangles which are strongly-adjacent or friends is part of the same super-face in \mathcal{F} .*

We will crucially rely on the following lemma, whose proof is provided later in Section 5.5

Lemma 5.2 (Friend Lemma) *The following properties hold:*

- No type-1 heavy triangle is friends with any other heavy green triangle.
- For any pair of type-0 triangles which are friends, their corresponding base sides belong to a common super-face in \mathcal{F} .

From the lemma, whenever we talk about friends, we always mean a pair of type-0 triangles.

Friendly super-faces: We call a super-face $f \in \mathcal{F}$ of type-[1,0,0], [1,1,0] or [2,0,0] a *friendly* super-face if it contains at least one pair of green triangles that are friends. Let $\mathcal{F}_{fri}[1,0,0] \subseteq \mathcal{F}[1,0,0]$, $\mathcal{F}_{fri}[1,1,0] \subseteq \mathcal{F}[1,1,0]$ and $\mathcal{F}_{fri}[2,0,0] \subseteq \mathcal{F}[2,0,0]$ be the set of friendly super-faces of type-[1,0,0], [1,1,0] and [2,0,0] respectively. Also, let $\eta_{fri}[i,j,k] = |\mathcal{F}_{fri}[i,j,k]|$. Let $\eta_{fri} = \eta_{fri}[1,0,0] + \eta_{fri}[1,1,0] + \eta_{fri}[2,0,0]$.

The subsequent lemmas (which we prove later) give us stronger bounds on $survive(f)$ for super-faces of type-[1,0,0], [1,1,0] or [2,0,0] which are not friendly.

Lemma 5.3 *For any type-[1,0,0] super-face $f \in \mathcal{F}[1,0,0] \setminus \mathcal{F}_{fri}[1,0,0]$, the following bound holds for $gain(f)$.*

$$gain(f) \geq 4.5$$

Lemma 5.4 *For any type-[1,1,0] super-face $f \in \mathcal{F}[1,1,0] \setminus \mathcal{F}_{fri}[1,1,0]$, the following bound holds for $survive(f)$.*

$$gain(f) \geq 4$$

Lemma 5.5 *For any type-[2,0,0] super-face $f \in \mathcal{F}[2,0,0] \setminus \mathcal{F}_{fri}[2,0,0]$, the following bound holds for $survive(f)$.*

$$gain(f) \geq 3$$

Now, we have identified the set of super-faces for which we obtain an improved bound. The rest of the super-faces only relies on trivial upper bounds.

Lemma 5.6 *For any super-face $f \in \mathcal{F}$, the respective bounds hold for $gain(f)$*

- type-[1,0, ≥ 1]:

$$gain(f) \geq 2.5$$

- ($f \in \mathcal{F}_{fri}[1,0,0]$):

$$gain(f) \geq 2.5$$

- type-[1,1, ≥ 1]:

$$gain(f) \geq 2$$

- ($f \in \mathcal{F}_{fri}[1,1,0]$):

$$gain(f) \geq 2$$

- $type-[2, 0, \geq 1]$: $gain(f) \geq 2$
- $(f \in \mathcal{F}_{fri}[2, 0, 0])$: $gain(f) \geq 2$
- $type-[2, 1, \bullet]$: $gain(f) \geq 2.5$
- $type-[2, 2, \bullet]$: $gain(f) \geq 2$
- $type-[\geq 3, \bullet, \bullet]$: $gain(f) \geq 1.5$

Proof: For any $type-[1, 0, \bullet]$ or $type-[2, 1, \bullet]$ super-face f , $|Occ(f)| = 1$ and $|E(f)| > 3$, hence using Lemma 4.7, we get

$$survive(f) \leq |Free(f)| + \left\lfloor \frac{|Occ(f)|}{2} \right\rfloor - 2 = |Free(f)| + \frac{|Occ(f)|}{2} - 2.5 = \mu(f) - 2.5$$

For any $type-[1, 1, \bullet]$ or $type-[2, 0, \bullet]$ or $type-[2, 2, \bullet]$ super-face f , $|E(f)| > 3$, hence using Lemma 4.7, we get

$$survive(f) \leq |Free(f)| + \left\lfloor \frac{|Occ(f)|}{2} \right\rfloor - 2 \leq |Free(f)| + \frac{|Occ(f)|}{2} - 2 = \mu(f) - 2$$

For any $type-[\geq 3, \bullet, \bullet]$ super-face f , if $|Occ(f)| = |E(f)| = 3$, using Lemma 4.8, we get

$$survive(f) \leq |Free(f)| + \left\lfloor \frac{|Occ(f)|}{2} \right\rfloor - 1.5 \leq |Free(f)| + \frac{|Occ(f)|}{2} - 1.5 = \mu(f) - 1.5$$

Else, using Lemma 4.7, we get

$$survive(f) \leq |Free(f)| + \left\lfloor \frac{|Occ(f)|}{2} \right\rfloor - 2 \leq |Free(f)| + \frac{|Occ(f)|}{2} - 2 = \mu(f) - 2$$

□

5.2 Valid Inequalities

We present various upper bounds on the number of super-faces of certain type. We denote by Φ the following system of linear inequalities.

Lemma 5.7 (Various upper bounds on the number of super-faces) *The following bounds hold:*

- $\eta[2, \bullet, \bullet] + 2\eta[\geq 3, \bullet, \bullet] \leq p_1 + |\mathcal{F}| - 2$
- $\eta[1, 1, \bullet] + \eta[2, 1, \bullet] + 2\eta[2, 2, \bullet] \leq a_1$
- $\eta_{fri} + \eta[1, 0, \geq 1] + \eta[1, 1, \geq 1] + \eta[2, 0, \geq 1] \leq p_0$

Proof: The first bound is derived in exactly the same manner as in Lemma 4.6. The second bound is also similar. Consider the sum:

$$\sum_{f \in \mathcal{F}[1,1,\bullet] \cup \mathcal{F}[2,1,\bullet] \cup \mathcal{F}[2,2,\bullet]} a_1^{free}(f) \leq a_1$$

Notice that each super-face of type-[1, 1, •] or type-[2, 1, •] gets the contribution of at least 1, while the other type gets the contribution of 2, so we have that the sum is at least $\eta[1, 1, \bullet] + \eta[2, 1, \bullet] + 2\eta[2, 2, \bullet]$.

Finally, for the third bound, we give a combinatorial charging argument. First, we imagine giving 1 unit of money to each type-0 triangle. Therefore, p_0 units of money are placed into the system. We will argue that we can “transfer” this amount such that each super-face in $\mathcal{F}_{fri}[1, 0, 0] \cup \mathcal{F}_{fri}[1, 1, 0] \cup \mathcal{F}_{fri}[2, 0, 0] \cup \mathcal{F}[1, 0, \geq 1] \cup \mathcal{F}[1, 1, \geq 1] \cup \mathcal{F}[2, 0, \geq 1]$ receives at least one unit of money, hence establishing the desired bound.

- For each face $f \in \mathcal{F}_{fri}[1, 0, 0] \cup \mathcal{F}_{fri}[1, 1, 0] \cup \mathcal{F}_{fri}[2, 0, 0]$, we know that there must be at least one pair of friends. By Lemma 5.2, no type-1 triangle is friends with any other heavy green triangle. The super-face f receives 1 unit of money from each such triangle in the pair, so we have 2 units on each such super-face.
- Now consider a super-face $f \in \mathcal{F}[1, 0, \geq 1] \cup \mathcal{F}[1, 1, \geq 1] \cup \mathcal{F}[2, 0, \geq 1]$. On such super-face, there is at least one type-0 triangle, and such green triangle would (i) pay super-face f if it still has the money, or (ii) the “extra” money would be put in the system to pay f if no green triangle in f has money left with it.

In the end, all such super-faces would have at least one or two units of money, so the total money in the system is at least $2\eta_{fri} + \eta[1, 0, \geq 1] + \eta[1, 1, \geq 1] + \eta[2, 0, \geq 1]$. The total payment into the system is at most p_0 plus the extra money. There can be at most η_{fri} units of extra money spent: Due to Lemma 5.2, i.e. whenever a face contains a triangle that spent in the first step, it must also contain its pair of friends, so there can be at most η_{fri} such faces that cause an extra spending. This reasoning implies that

$$2\eta_{fri} + \eta[1, 0, \geq 1] + \eta[1, 1, \geq 1] + \eta[2, 0, \geq 1] \leq p_0 + \eta_{fri}$$

□

Deriving Factor 6: Now that we have both the inequalities and the gain bounds, the following is an easy consequence (e.g. it can be verified by an LP solver.) For completeness, we produce a human-verifiable proof in Appendix.

Lemma 5.8

$$q \leq 4p + 0.5p_1 + 2.5a_1 + 3a_2 - \overrightarrow{gain} \cdot \vec{\chi} \leq 6p - \varphi(S)$$

5.3 Gain analysis for other cases

In this section, we analyze the gain for various types of faces where we get improved bounds.

5.3.1 $\mathcal{F}[1,0,0] \setminus \mathcal{F}_{fri}[1,0,0]$ Super-faces (Proof for Lemma 5.3)

A super-face in this set turns out to behave in a very structured way, i.e. the edges of the green triangles bounding this face look like a “fence”, which is made precise below.

Green fence: A *green fence* of size k is a maximal sequence of triangles (t_1, \dots, t_k) such that any pair t_i and t_{i+1} are strongly adjacent. Moreover, for each triangle t , if $u \in V(t)$ is a free vertex of t , then S_u^t is a singleton.



Figure 18: The green fence structure of size 5.

Lemma 5.9 (Fence lemma) *Any super-face $f \in \mathcal{F}[1,0,0] \setminus \mathcal{F}_{fri}[1,0,0]$ is bounded by free sides of a green fence together with one edge e that is of type-2.*

The proof of this lemma is quite intricate and is deferred to the next subsection. Moreover, from definition, each pair of green triangles on this face is not a pair of friends. It suffices to show that $\text{survive}(f) \leq |E(f)| - 5$: Since $|Occ(f)| = 1$, this would imply $\text{survive}(f) \leq |E(f)| - 5 = |Free(f)| + |Occ(f)| - 5 = |Free(f)| + |Occ(f)|/2 - 4.5 = \mu(f) - 4.5$ which proves the lemma.

For obtaining the bound on $\text{survive}(f)$, first we decouple the supported gray triangles drawn inside f which share their landing components by adding a dummy gray vertex for each such gray triangle and making the new dummy vertex its landing component. Let H' be a maximal outerplanar graph on $V(f)$ that contains all edges drawn in the interior of f , so it has $|E(f)| - 2$ faces (i.e. the bound for a triangulated outerplanar graph).

Lemma 5.10 *If a super-face $f : |E(f)| \geq 5$ contains a single green fence structure and only one additional edge, the any triangulation of f using type-0 red edges must contain the free sides for at least one pair of green triangles which are friends.*

Proof: The lemma follows easily using the facts that in any triangulation of a polygon there are at least two triangles each containing two side of the polygon and no two base vertices can be joined by an edge inside face f as this will create a multi-edge, hence there should be at least one triangular face containing two adjacent free edges each belonging a different green triangle from a pair of strongly adjacent green triangles. \square

It is clear that $|E(f)| \geq 5$, hence by Lemma 5.10, H' contains an edge e' joining strongly adjacent pair of green triangles. Hence, $e' \in E(H')$ but not drawn inside f in G (since G cannot contain a friend), so $H' \setminus e'$ still contains all surviving faces in the original graph and has only $|E(f)| - 4$ triangular faces. Since the friends edge e' goes across the two free vertices of two green triangles but e joins two base vertices of two green triangles. hence they cannot form a triangle together. This implies at least one more triangular face which is bounded by e , does not survive, which proves Lemma 5.3.

5.3.2 $\mathcal{F}[1, 1, 0] \setminus \mathcal{F}_{fri}[1, 1, 0]$ (Proof for Lemma 5.4)

Same reasoning as in the proof of the previous case proves this case as well, the only difference is that, since $a_2(f) + a_1(f) + p_1^{base}(f) = 1$ and $a_1^{free}(f) = 1$, it implies $|Occ(f)| = 0$. We can show $survive(f) \leq |E(f)| - 4 = \mu(f) - 4$ by simply using the absence of edge e' (from Lemma 5.10), therefore missing two surviving faces from the triangulation in the interior of super-face f .

5.3.3 $\mathcal{F}[2, 0, 0] \setminus \mathcal{F}_{fri}[2, 0, 0]$ (Proof for Lemma 5.5)

It suffice to show that $survive(f) \leq |E(f)| - 4$: Since $|Occ(f)| = 2$, this would imply $survive(f) \leq |E(f)| - 4 = |Free(f)| + |Occ(f)| - 4 = |Free(f)| + |Occ(f)|/2 - 3 = \mu(f) - 3$ which proves the lemma.

Similarly to the previous case, let H' be a maximal outerplanar graph on $V(f)$ that contains all edges drawn in the interior of f in G . Then H' has $|E(f)| - 2$ faces. Since $p_1^{base}(f) + a_2(f) + a_1^{occ}(f) = 2$, let e_1 and e_2 be the two edges bounding f that contribute to this sum. If e_1 and e_2 bound different faces of H' , then we are done, since the number of surviving faces of H' is at most $|E(f)| - 4$.

Now, assume that e_1 and e_2 bound the same face of H' .

Lemma 5.11 (The second fence lemma) *For any super-face $f \in \mathcal{F}[2, 0, 0]$, if the two edges corresponding to $p_1^{base}(f) + a_2(f) + a_1(f)$ are adjacent, then the face consists of a green fence of size $p^{free}(f)$ together with two edges e_1 and e_2 that contribute to the sum $p_1^{base}(f) + a_2(f) + a_1(f)$.*

Let f' be the face of H' bounded by both e_1 and e_2 . If the length of f' is at least 4, we are done as well, so assume that f' is triangular and is bounded by e_1, e_2 and e . Now, consider the graph $\tilde{H} = H' \setminus \{e_1, e_2\}$, so \tilde{H} consists of a green fence together with e . Using Lemma 5.10, \tilde{H} must contain an edge joining strongly adjacent pair of green triangles. This edge cannot exist in the original graph since f contains no pair of friends, so $\tilde{H} \setminus e$ still contains all surviving faces of the original graph. But it contains at most $|E(f)| - 5$ surviving faces.

5.4 Proof of the Fence Lemmas

In this section, we prove the two fence lemmas used in deriving the gain bounds in the previous section. An important notion that we will use is that of the *trapped triangles*.

Trapped and free triangles: We further classify heavy green triangles based on whether their free component is a singleton or not. Let f be a face that contains free sides of heavy triangle t . If the free component of heavy triangle t is a singleton, then we call t a *free triangle*, else it will be a *trapped triangle* inside f .

The following lemma implies the two fence lemmas used in the previous section.

Lemma 5.12 *For any super-face $f \in \mathcal{F}$ with $p^{base}(f) = 0$, if $a_1(f) + a_2(f) = 1$ or if $a_1(f) + a_2(f) = 2$ but the two blue edges are adjacent:*

- *Then, there can be no triangle trapped inside f and*

- Every pair of adjacent triangles is strongly adjacent.

Proof: We do this in two steps.

- In the first step, we argue that every triangle is not trapped inside f . Assume otherwise, that some $t : V(t) = \{u, v, w\}$ is trapped, and the free component S_w^t is not a singleton. Since S_w^t is a free component, we have that $B_{wu}^t \cup B_{wv}^t$ is empty. By using Observation 4.3 on S_w^t , there is at least one blue edge, says e , bounding the outer-face of the graph $H[S_w^t]$ and edge e also bounds the face f (see Figure 19).

Now consider the contracted graph that contracts S_w^t into a single vertex. Let f' be the residual super-face corresponding to f and S' be the residual component after the contraction of S_w^t . Notice that, the graph $H[S']$ contains only heavy triangles: For any green triangle t' in $H[S']$, no blue edge that contributes to its “heaviness” was contracted. This implies that the super-face f' of $H[S']$ contains at least one blue edge, says e' (by Observation 4.3). It is easy to verify that e and e' are not adjacent.

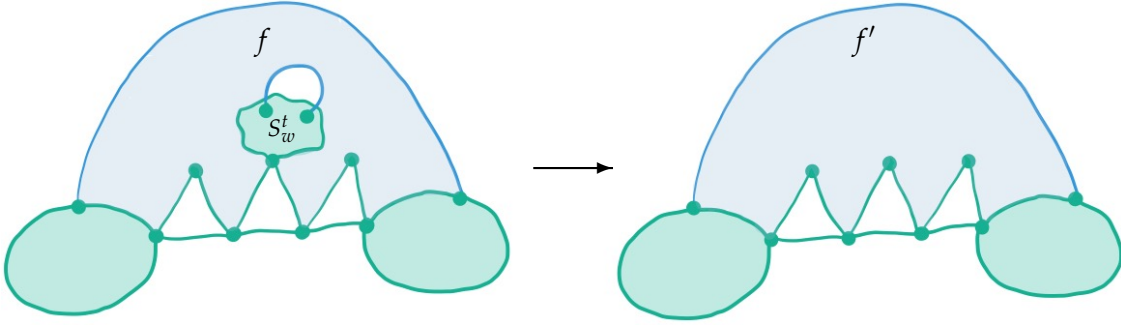


Figure 19: Contraction operation when $f \in \mathcal{F}$ contains a trapped triangle's free side.

- Now we prove the second property. Let t_1 and t_2 be an adjacent pair of triangles whose sides bound face f . We will argue that $t_1 : V(t_1) = \{u_1, v_1, w_1\}$ and $t_2 : V(t_2) = \{u_2, v_2, w_2\}$ are strongly adjacent, with w_i being the free vertex of t_i and $v_1 = v_2$ being the common vertex. Assume that they were not strongly adjacent.

Notice that, since $p^{base}(f) = 0$, this can only happen if $S_w^{t_1}$ has a connected component $S' : S' \subseteq S_{v_1}^{t_1} \cap S_{v_2}^{t_2}$ drawn on f (see Figure 20.)

Observe that $C[S']$ contains only heavy green triangles: Any blue edge with exactly one end point in S' can only be incident on v_1 and must be drawn in the exterior of f . Again, as in the previous case, we can do the contraction trick to argue that there exist two blue edges e and e' bounding face f such that $e \neq e'$ and they are not adjacent.

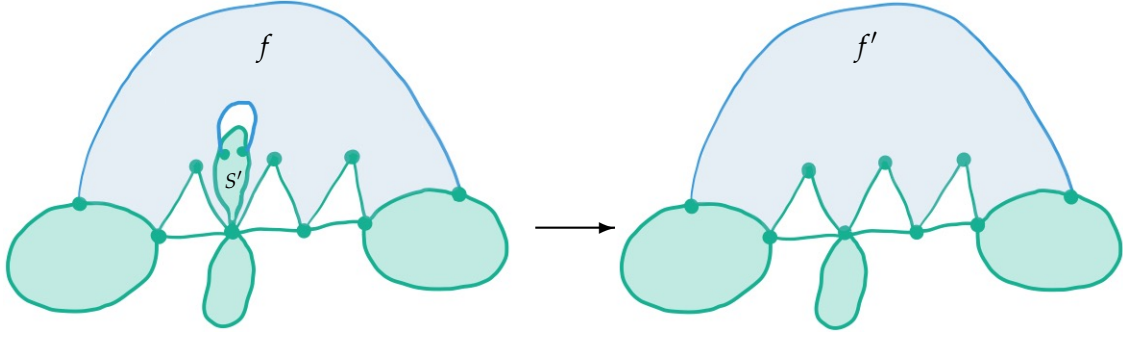


Figure 20: Contraction operation when $f \in \mathcal{F}$ contains a pair of free sides which corresponds to a pair of weakly-adjacent triangles.

□

5.5 Proof of the Friend Lemma (Proof of Lemma 5.2)

In this section, we prove the friend lemma. We will rely on some structural observations:

Lemma 5.13 *Let $f \in \mathcal{F}$ and $t = (u, v, w)$ be any heavy green triangle such that $E(t) \cap E(f) \neq \emptyset$, and $uv \in E(t)$ be its (unique) green edge for which $B_{uv}^t \neq \emptyset$. Then, we have $|E(f) \cap B_{uv}^t| = 1$.*

Proof: Let P_2 be a maximal trail along the boundary of f starting from u and only visiting vertices in S_u^t in graph $H[S]$. Notice that P_2 may use green edges or blue edges. Let u_2 be the other endpoint of P_2 and u_2u_3 be the next edge on the boundary of f , such that $u_3 \in S_v^t \cup S_w^t$. First, notice that u_3 cannot be in S_t^w , for otherwise, we would have the free sides of t on different super-faces. Therefore, $u_3 \in S_v^t$. Now, let P_3 be a maximal trail from u_3 along the boundary of f , visiting only vertices in S_v^t . We claim that P_3 must contain v : Otherwise, let v' be the last node on P_3 and e' be the next edge on f incident to v' . Consider a region R bounded by (i) the sides of t on super-face f , (ii) trail $P_2u_3P_3$, and (iii) any path from v' to v using only green edges in S_v^t . This close region must contain super-face f , so e' must be drawn inside R (see Figure 5.13). This is a contradiction since e' cannot connect v' to a node in S_w^t (same reasoning as before), and similarly it cannot connect v' to S_u^t (this would contradict the choice of u_2 or the edge u_2u_3). □

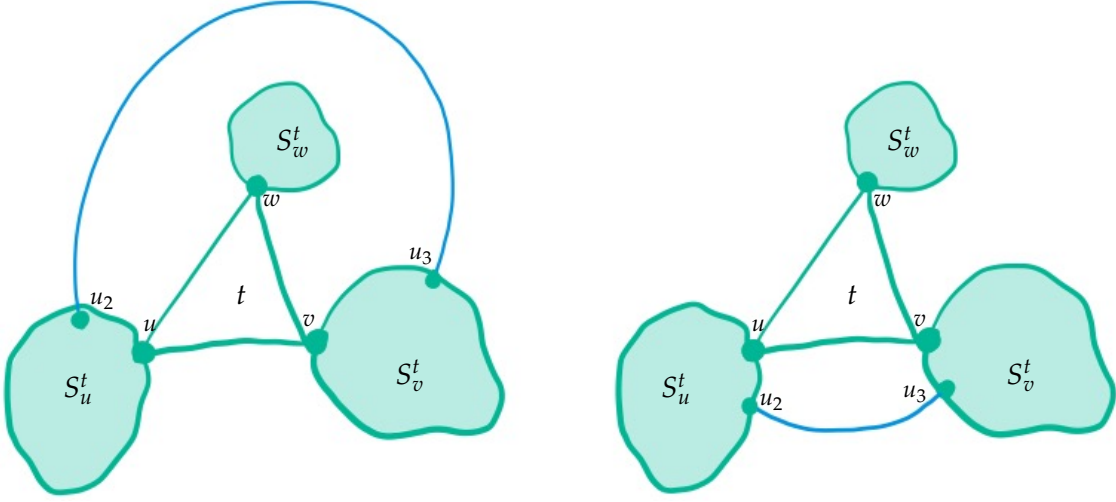


Figure 21: The regions containing free sides or base sides of a heavy triangle t in the proof for Lemma 5.13.

Observation 5.14 *For any heavy triangle t , the free or base sides will be adjacent to two different super-faces in \mathcal{F} .*

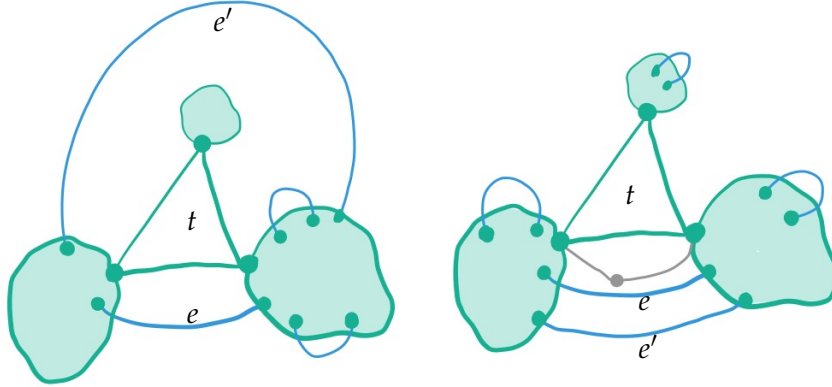


Figure 22: The structure of super-faces containing free and base sides of any heavy triangle t .

Lemma 5.15 *Let t be a heavy triangle. Let $f, f' \in \mathcal{F}$ be the two different super-faces that contain the base and free sides of t respectively. Let e, e' be the unique blue edges on f and f' across the occupied components of t (given by Lemma 5.13). Then $e \neq e'$.*

Proof: Assume otherwise that $e = e'$, so the super-faces f and f' are adjacent at e . This means that there is only one blue edge across the occupied components, contradicting to the fact that t is heavy (see Fig. 22 for illustration). \square

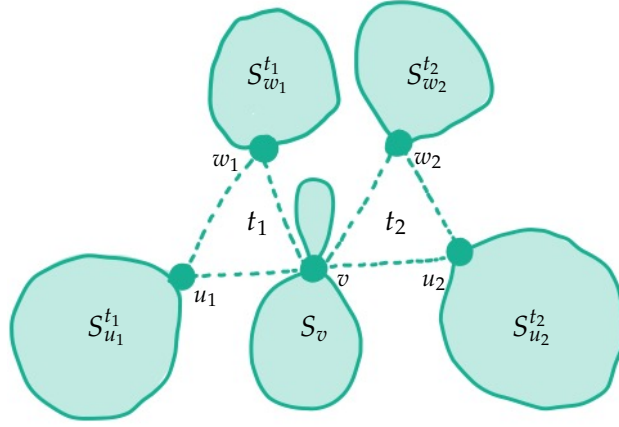


Figure 23: The structure of split components formed by removing two adjacent triangles.

Components for two adjacent heavy triangles: Now we fix the labelling for the new components created by the operation of removing edges for two adjacent heavy triangles from $\mathcal{C}[S]$, which we will use in the rest of this section. Every time when we talk about two adjacent heavy triangles we will denote them by t_1, t_2 such that $V(t_1) = \{u_1, v_1 = v, w_1\}$ and $V(t_2) = \{u_2, v_2 = v, w_2\}$, where w_1, w_2 will be the corresponding free vertices and v the common base vertex of t_1 and t_2 . The vertices of the new components formed by removing edges $E(t_1) \cup E(t_2)$ from $\mathcal{C}[S]$ will be $S_{w_1}^{t_1}, S_{w_2}^{t_2}, S_{u_1}^{t_1}, S_{u_2}^{t_2}, S_v$, such that $w_1 \in S_{w_1}^{t_1}, w_2 \in S_{w_2}^{t_2}, u_1 \in S_{u_1}^{t_1}, u_2 \in S_{u_2}^{t_2}$ and $v \in S_v$. Notice that the free components of t_1, t_2 are $S_{w_1}^{t_1}, S_{w_2}^{t_2}$ respectively, the occupied components of t_1 are $S_{u_1}^{t_1}, S_{v_1}^{t_1} = S_v \cup S_{w_2}^{t_2} \cup S_{u_2}^{t_2}$ and the occupied components of t_2 are $S_{u_2}^{t_2}, S_{v_2}^{t_2} = S_v \cup S_{w_1}^{t_1} \cup S_{u_1}^{t_1}$.

Lemma 5.16 *Let $f \in \mathcal{F}$ be a super-face. Let $t_1, t_2 : V(t_i) = (u_i, v_i, w_i)$ be two adjacent heavy green triangles with $v_1 = v_2$ such that $E(t_i) \cap E(f) \neq \emptyset$ for $i \in \{1, 2\}$. For each i , let $u_i v_i \in E(t_i)$ be the base edge and $B_{u_i v_i}^{t_i} \cap E(f) = \{e_i\}$ (unique due to lemma 5.13).*

1. *If $e_1 = e_2 := e$ then e goes across $S_{u_1}^{t_1}$ and $S_{u_2}^{t_2}$ and conversely if any one of e_1, e_2 goes across $S_{u_1}^{t_1}, S_{u_2}^{t_2}$ then $e_1 = e_2 := e$, else*
2. *If $e_1 \neq e_2$ then both e_1, e_2 are incident to S_v and conversely if any one of e_i is incident on S_v then $e_1 \neq e_2$.*

Proof: The first direction for item 1 is easy to see by the way $S_{u_1}^{t_1}, S_{u_2}^{t_2}$ are defined and by the fact that e goes across the occupied components for both t_1, t_2 . In the other direction, if e_1 goes across $S_{u_1}^{t_1}, S_{u_2}^{t_2}$, hence it also goes across the occupied components $S_{u_2}^{t_2}, S_{v_2}^{t_2}$ for t_2 . This along with the fact that e_1 belongs to f and Lemma 5.13, it implies that $e_2 = e_1$.

One direction for item 2 follows from the negation of item 1 because if any one of e_1 or e_2 goes across $S_{u_1}^{t_1}, S_{u_2}^{t_2}$, then it implies $e_1 = e_2$. On the other hand, if one of e_1 or e_2 is incident on S_v , then they cannot be same by item 1. \square

Lemma 5.17 *Let t_1, t_2 be two adjacent heavy green triangles such that both of whose free sides belong to a common super-face $f \in \mathcal{F}$. If the base sides for t_1, t_2 belongs to two different super-faces $f_1, f_2 \in \mathcal{F}$ and let e_1 and e_2 be the unique edges (given by Lemma 5.15) corresponding to the base sides of t_1 and t_2 respectively. Then at least one of e_1 or e_2 is incident on some vertex in S_v , which in turn implies $e_1 \neq e_2$.*

Proof: As t_1, t_2 are adjacent, we use the notations defined above for the various components corresponding to two adjacent heavy triangles. First, assuming that at least one of e_1 or e_2 is incident on some vertex in S_v , we prove that $e_1 \neq e_2$.

By contradiction, let $e_1 = e_2 := u'v'$. Now we show that there will be a green cycle in $\mathcal{C}[S]$ sharing an edge with t_1 , contradicting the fact that \mathcal{C} is a triangular cactus (see Figure 24). By the above claim, this edge is incident to S_v (say $v' \in S_v$). Also, by the way e_1 and e_2 are defined, the other end point u' belongs to both $S_{u_1}^{t_1}$ and $S_{u_2}^{t_2}$. Hence in $\mathcal{C}[S] \setminus (E[t_1] \cup E[t_2])$, using only green edge, there is a path P_1 from u' to u_1 and another path P_2 from u' to u_2 . Hence, $u'P_1u_1 \cup u_1v \cup vu_2 \cup u_2P_2u'$ is a green cycle in $\mathcal{C}[S]$ sharing edge u_1v with t_1 , contradicting the fact that \mathcal{C} is a triangular cactus.

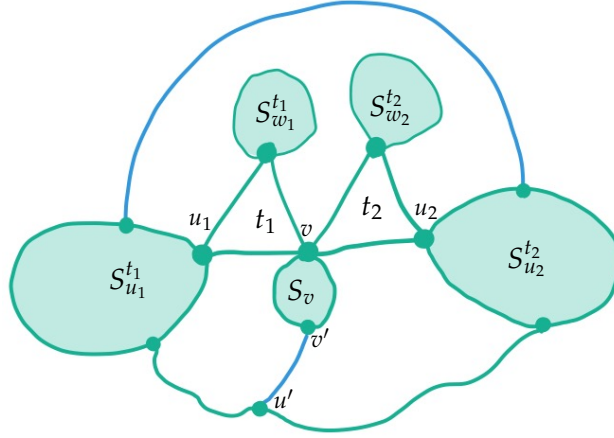


Figure 24: The green cycle in $\mathcal{C}[S]$ sharing edge v_1w with t_1 , when $e_1 = e_2 := uv$ and $v \in S_w$.

Finally, to finish the proof for our lemma, we prove that at least one of e_1 or e_2 is incident on some vertex in S_v .

For contradiction assume none of e_1, e_2 are incident on S_v . Notice that since free sides of t_1, t_2 belongs to the same super-face f , we can partition the component S_v into two parts S'_v, S''_v (with an exception that v is a common vertex), such that S'_v is drawn inside f , S''_v outside of f and v lies on f .

Starting with vertex u_1 and the base side u_1v create a maximal trail P_1 in $H[S]$ along the boundary of f_1 by visiting blue or green edges and vertices only from S''_v . This trail should end at some vertex $v' \in S_v$ (possibly v), such that there is a blue edge leaving S''_v incident on v' (say $v'u'$). If not, then the trail would end at v and the base side vu_2 will be the next edge belonging to super-face f_1 in the graph $H[S]$, which contradicts our assumption. Notice that since $S_{w_1}^{t_1}, S_{w_2}^{t_2}$ are the free components, hence either $u' \in S_{u_1}^{t_1}$ or $u' \in S_{u_2}^{t_2}$. In case when $u' \in S_{u_1}^{t_1}$, it implies that $v'u'$ is an edge going across the components of t_1 and also belongs to f_1 . But by Lemma 5.13, it implies that $e_1 = u'v'$, contradicting our assumption (see Figure 25).

In the other case, when $u' \in S_{u_2}^{t_2}$, we look at the original graph $H[S]$. Since both $v', v \in S''_v$, there exists a green path P_v from v' to v using only green edges and vertices from S''_v . Similarly since $u', u_2 \in S_{u_2}^{t_2}$, there exists a green path $P_{u'}$ from u' to u_2 using only green edges and vertices from $S_{u_2}^{t_2}$. Hence, the region R bounded by $v'P_vv \cup vu_1 \cup u_2P_{u'}u' \cup u'v'$ contains only the vertices from $S''_v \cup S_{u_2}^{t_2}$ at its boundary and also contains the base edge vu_2 from the side outside of f . This implies that the super-face f_2 can only be drawn inside R and can only contain vertices from $S''_v \cup S_{u_2}^{t_2}$ and hence for e_2 to go across the occupied components of t_2 , the only possibility is to go across S''_v and

$S_{u_2}^{t_2}$, contradicting our assumption (see Figure 25).

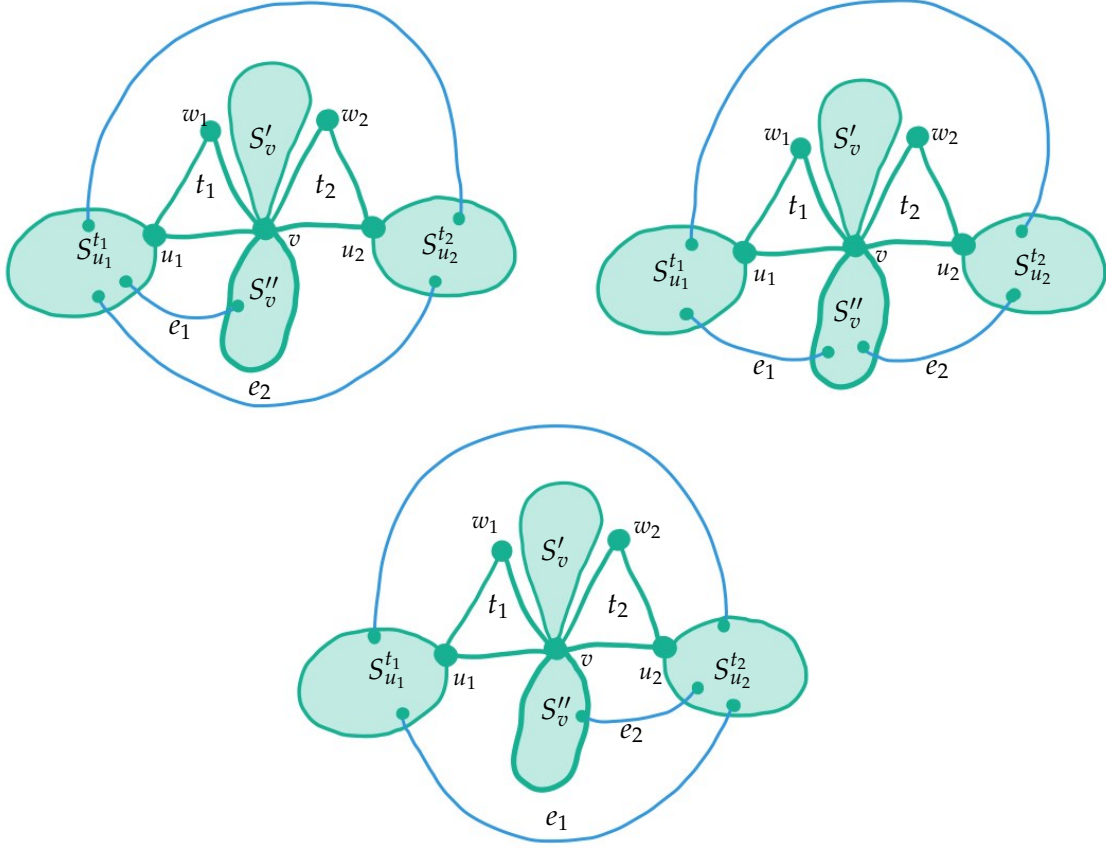


Figure 25: The possible drawings when two adjacent heavy green triangles t_1, t_2 , both of whose base sides belong to two different super-faces $f_1, f_2 \in \mathcal{F}$, where e_1 and e_2 are the corresponding edges for t_1 and t_2 given by Lemma 5.13.

□

Proof of the first part

We assume that for contradiction that t_1, t_2 are friends where t_2 is type-1 green triangle. We will argue that there exists an improving 2-swap, contradicting the fact that \mathcal{C} is the optimal cactus. As t_1, t_2 are adjacent, we use the notations defined above for the various components corresponding to two adjacent heavy triangles.

Let t' be the supported gray triangle of t_2 and let t_3 be the empty triangle formed by vertices $\{w_1, w_2, v\}$. Also let e_1, e_2 (possibly same) be the blue edge belonging to the super-face f going across the occupied components of t_1, t_2 respectively (exists by Lemma 5.13). Also, let e'_2 be the edge going across the occupied components of t_2 which belongs to the super-face f_2 containing the base side for t_2 (exists by Lemma 5.13). By Lemma 5.15, $e_2 \neq e'_2$.

Now there could be two cases based on the landing components for supported gray triangles t', t'_1 . The second case will be further divided into sub-cases based on the way e_1 is drawn in φ_H .

- (e_1 is a type-1 edge and different landing components for supported gray triangles t'_1, t'): We modify our cactus by $C' = (C \setminus (E(t_1) \cup E(t_2))) \cup E(t') \cup E(t'_1) \cup E(t_3)$ (see Figure 26). Note that t' will attach $S_v^{t_2}$ to S_v , t_3 will attach S_v with $S_{u_1}^{t_1}$ and $S_{u_2}^{t_2}$ and finally t'_1 will attach $S_{u_1}^{t_1}$ to this structure, hence C' will be a triangular cactus with one more green triangle, which contradicts the optimality of C .

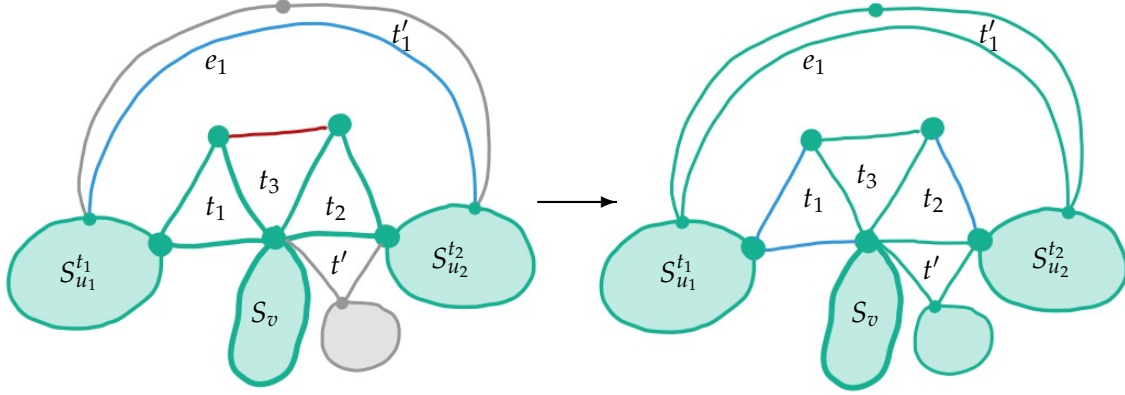


Figure 26: Improving 2-swap when the edge e_1 given by Lemma 5.13 is type-1 and the gray triangles supported by e_1 and t_2 have different landing components.

- (e_1 is a type-1 edge and t'_1, t' share a common landing component): Since e_1 is the unique edge belonging to f going across the occupied components of t_1 (see Lemma 5.13), there could be two sub-cases.
 - (e_1 goes across $S_{u_1}^{t_1}, S_{u_2}^{t_2}$): From Lemma 5.16 it implies that $e_1 = e_2 =: e$. Now if we focus on t_2 , the base side of it must belong to a super-face f_2 such that e'_2 goes across its occupied components such that $f \neq f_2$ and $e'_2 \neq e$ (by Observation 5.14, Lemma 5.13 and 5.15). Also, by the uniqueness of the edge e'_2 , the edge e cannot belong to f_2 . But this implies that t' is drawn inside f_2 and t'_1 is drawn outside it, hence by Observation 3.2 t'_1, t' cannot share their landing components, contradiction.

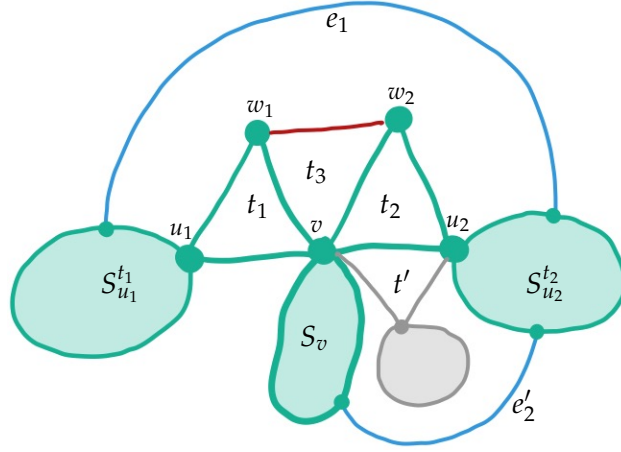


Figure 27: The case when the edge e_1 given by Lemma 5.13 is type-1 and the gray triangles supported by e_1 and t_2 have the same landing component. If e_1 goes across $S_{u_1}^{t_1}, S_{u_2}^{t_2}$, then due to the presence of e'_2 , the landing component for t'_1, t' cannot be the same.

- (e_1 goes across $S_{u_1}^{t_1}, S_v$): By Lemma 5.16, it implies $e_2 \neq e_1$ and both e_1, e_2 are incident on S_v . Now let $u'v' := e_2$ such that $u' \in S_{u_2}^{t_2}$ and $v' \in S_v$. Since both $v', v \in S_v$, there exists a green path $P_{v'}$ from v' to v using only green edges and vertices from S_v . Similarly since $u', u_2 \in S_{u_2}^{t_2}$, there exists a green path $P_{u'}$ from u' to u_2 using only green edges and vertices from $S_{u_2}^{t_2}$. Hence, the region R bounded by $v'P_{v'}v \cup vu_2 \cup u_2P_{u'}u' \cup u'v'$ contains only the vertices from $S_v \cup S_{u_2}^{t_2}$ at its boundary and also contains the base edge vu_2 (see Fig. 28). This implies that the super-face f_2 can only be drawn inside R and consecutively the triangle t' is drawn inside R . This implies that e_1 should be drawn outside R and consecutively t'_1 is drawn outside R , hence by Observation 3.2 t'_1, t' cannot share their landing components, contradiction.

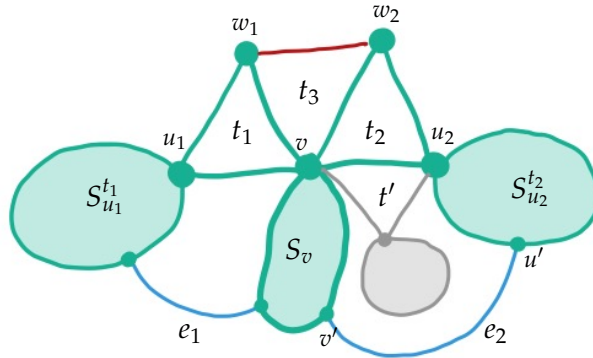


Figure 28: The case when the edge e_1 given by Lemma 5.13 is type-1 and the gray triangles supported by e_1 and t_2 have the same landing component. If e_1 goes across $S_{u_1}^{t_1}, S_v$, then e_2 will go across $S_v, S_{u_2}^{t_2}$, hence the landing component for t'_1, t' cannot be the same.

Second part

For contradiction we assume that t_1, t_2 are friends. Again t_1, t_2 are adjacent, hence we use the notations defined above for the various components corresponding to two adjacent heavy triangles. Let t_3 be the triangle formed by vertices $\{w_1, w_2, v\}$. Also let e_1 be the unique blue edge belonging to the super-face f_1 containing base side of t_1 going across occupied components of t_1 (exists by Lemma 5.13) and e_2 be the unique blue edge belonging to the super-face f_2 containing base side of t_2 going across occupied components of t_2 (exists by Lemma 5.13). Let e'_1, e'_2 (possibly same) be the unique blue edges belonging to the super-face f going across occupied components of t_1, t_2 respectively (exists by Lemma 5.13 and the fact that f contains free sides for both t_1, t_2). By Lemma 5.15 and 5.17, $e_1 \neq e_2, e_1 \neq e'_1$ and $e_2 \neq e'_2$.

Now we fix the gray triangles t'_1, t'_2, t''_1 each supported by e_1, e_2, e'_1 respectively, as follows. The idea here is to fix these supported gray triangles in such a way that their landing components are as different as possible. If e'_1 supports a gray triangle drawn inside f , then we fix t''_1 to be that triangle, otherwise t''_1 is any supported gray triangle of e'_1 . If there exists a gray triangle supported by e_1 which does not share its landing component with t''_1 then we fix t'_1 to be that triangle, otherwise t'_1 is any supported gray triangle of e_1 . Similarly, we choose the supported gray triangle t'_2 of e_2 such that it does not share its landing component with any of t''_1 or t'_1 (or both), otherwise t'_2 is any supported gray triangle of e_2 .

By the way t'_1, t'_2, t''_1 are chosen, it ensures that all three of them can share a landing component if and only if all three e_1, e_2, e'_1 are type-1 edges (by Lemma 6.3). Now there could be three cases.

- (t'_1, t'_2 have different landing components): Since the base sides for t_1, t_2 are in different super-faces, Lemma 5.17 implies that at least one of e_1, e_2 is incident on S_v (by renaming assume e_1). Hence, if the triangles t'_1, t'_2 do not share their landing components then we modify our cactus by $C' = (C \setminus (E(t_1) \cup E(t_2))) \cup E(t'_1) \cup E(t'_2) \cup E(t_3)$ (See Figure 29). Note that t'_1 will attach $S_{u_1}^{t'_1}$ to S_v , t_3 will attach S_v with $S_{w_1}^{t'_1}$ and $S_{w_2}^{t'_2}$ and finally t'_2 will attach $S_{u_2}^{t'_2}$ to this structure, hence C' will be a triangular cactus with one more green triangle, which contradicts the optimality of C .

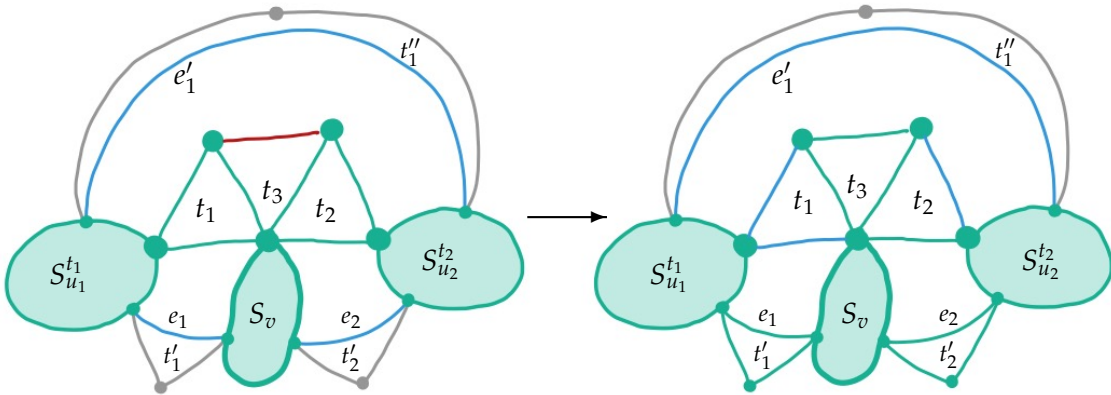


Figure 29: Improving 2-swap when there exists two gray triangles t'_1, t'_2 supported by e_1, e_2 respectively such that their landing components are different.

- (t''_1 has a different landing component than the common landing component for t'_1, t'_2): In this case we know that t'_1, t'_2 share their landing components but the landing component for

t_1'' is different. Again, since the base sides for t_1, t_2 are in different super-faces, Lemma 5.17) implies that at least one of e_1, e_2 is incident on S_v . Now there are two sub-cases:

- (e_2 incident on S_v): In this case, we modify our cactus by $\mathcal{C}' = (\mathcal{C} \setminus (E(t_1) \cup E(t_2))) \cup E(t_2') \cup E(t_1'') \cup E(t_3)$ (See Figure 30). Again t_2' will attach S_v with $S_{u_2}^{t_2}$, t_3 will attach S_v with $S_{u_1}^{t_1}$ and $S_{w_2}^{t_2}$ and finally t_1'' will attach $S_{u_1}^{t_1}$ to this structure, hence \mathcal{C}' will be a triangular cactus with one more green triangle, which contradicts the optimality of \mathcal{C} .

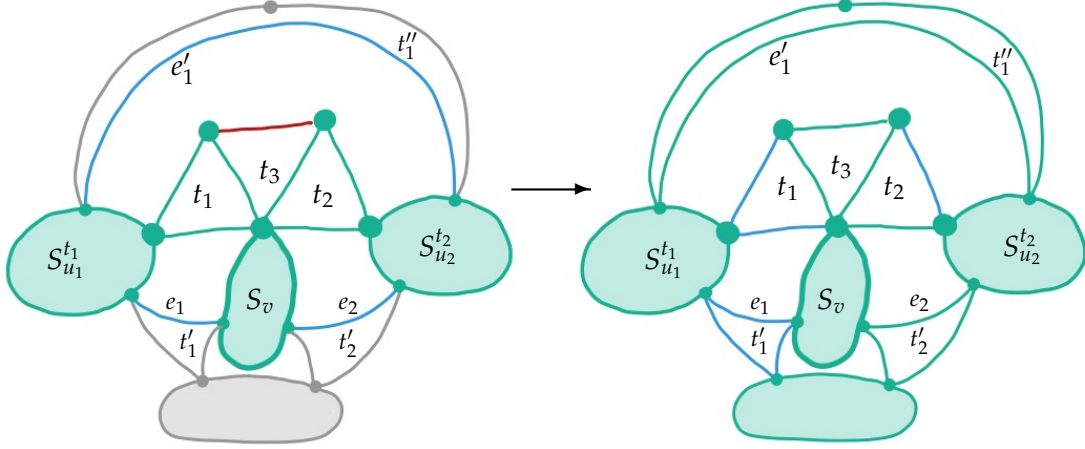


Figure 30: Improving 2-swap when there exists two gray triangles t'_2, t'_1 supported by e_2, e'_1 respectively such that their landing components are different.

- (Only e_1 incident on S_v): In this case e_2 goes across $S_{u_1}^{t_1}, S_{u_2}^{t_2}$.
 - * (e'_1 incident on S_v): The modification $\mathcal{C}' = (\mathcal{C} \setminus (E(t_1) \cup E(t_2))) \cup E(t_2') \cup E(t_1'') \cup E(t_3)$ gives us the contradiction since t_1'' will attach $S_{u_1}^{t_1}$ to S_v , t_3 will attach S_v with $S_{w_1}^{t_1}$ and $S_{w_2}^{t_2}$ and finally t_2' will attach $S_{u_2}^{t_2}$ to this structure, hence \mathcal{C}' will be a triangular cactus with one more green triangle, which contradicts the optimality of \mathcal{C} .
 - * (e'_1 goes across $S_{u_1}^{t_1}, S_{u_2}^{t_2}$): The modification $\mathcal{C}' = (\mathcal{C} \setminus (E(t_1) \cup E(t_2))) \cup E(t_1') \cup E(t_1'') \cup E(t_3)$ (See Figure 31) gives us the contradiction since t_1'' will attach $S_{u_1}^{t_1}$ to S_v , t_3 will attach S_v with $S_{w_1}^{t_1}$ and $S_{w_2}^{t_2}$ and finally t_1' will attach $S_{u_2}^{t_2}$ to this structure, hence \mathcal{C}' will be a triangular cactus with one more green triangle, which contradicts the optimality of \mathcal{C} .

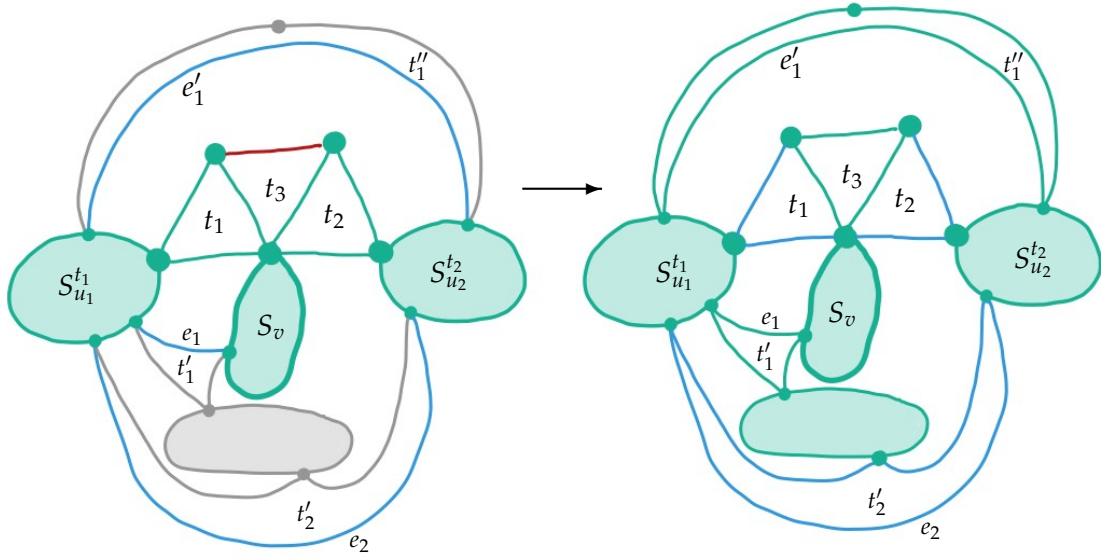


Figure 31: Improving 2-swap when there exists two gray triangles t'_2, t'_1 supported by e_2, e'_1 respectively such that their landing components are different.

- (All three triangles t'_1, t'_2, t'_1 share their landing components): In this case, all three e_1, e_2, e'_1 are type-1 edges. Also by Lemma 5.17, at least one of e_1, e_2 will be incident on S_v . And since $S_{w_1}^{t_1}, S_{w_1}^{t_2}$ are free components, none of the three edges e_1, e_2, e'_1 can be incident on $S_{w_1}^{t_1}, S_{w_1}^{t_2}$. Based on these facts, there could be two sub-cases:
 - (Exactly one of e_1 or e_2 is incident on S_v): We will argue that this case cannot occur, by showing that there is no way for t'_1 to share the same landing component with t'_1, t'_2 . Since t_1, t_2 are friends, all the vertices of S_v (except v) are drawn outside t_3 . This also implies that there is a trail P starting from vertex u_1 , using all the green/blue edges on the outer-face for $H[S_v]$ and finally reaching u_2 , such that the only repeated vertex in the trail is v . Since exactly one of e_1 or e_2 is incident on S_v , this implies that the other one goes across $S_{u_1}^{t_1}, S_{u_2}^{t_2}$ (say $u'v'$) such that $u' \in S_{u_1}^{t_1}$ and $v' \in S_{u_2}^{t_2}$. This means that there exists a circuit C comprising of only blue/green edges formed by concatenating the trail P , the green path $P_{u'}$ between u' and u_1 using green edges/vertices only from $S_{u_1}^{t_1}$, the green path $P_{v'}$ between v' and u_2 using green edges/vertices only from $S_{u_2}^{t_2}$ and the blue edge $u'v'$. It is easy to see that this circuit partitions the plane into two regions, say R_1, R_2 , such that all the vertices of S_v are drawn inside R_1 as a hole and the free sides for t_1, t_2 are drawn in R_2 such that the only vertex from S_v on the boundary for these regions is v . Also, the presence of the edge w_1w_2 does not allow the vertex v to be a part of any blue edge drawn inside R_2 . This implies that the edge out of e_1, e_2 which is incident on S_v will be drawn inside R_1 and e'_1 will be drawn outside R_2 , which contradicts the fact that all three supported gray triangles t'_1, t'_2, t'_1 share their landing component.

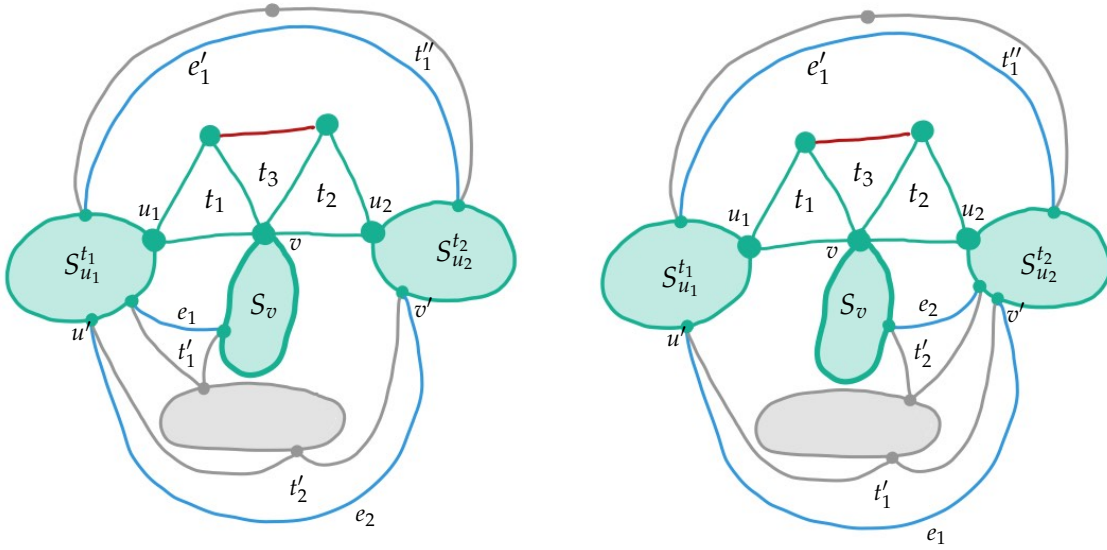


Figure 32: The case when all the three edges e_1, e_2, e'_1 are type-1 and the landing component for the respective supported gray triangles t'_1, t'_2, t'_3 is the same. Also, exactly one of e_1 or e_2 is incident on S_v . This case cannot occur since then t'_1 cannot reach the landing component of t'_1, t'_2 .

- (Both e_1 and e_2 are incident on S_v): Now we focus on t_1 , which is a heavy type-0 triangle and look at the blue edges going across t_1 's occupied components. The two type-1 edges e_1 and e'_1 are surely going across the occupied components of t_1 . By Prop. 2.4, t_1 should have at least one more such blue edge (say $e''_1 := u'v'$). Now let $u' \in S_{u_1}^{t_1}$ and $v' \in S_{v_1}^{t_1}$. This means that there is a green path $P_{u'}$ from u' to u_1 and another green path $P_{v'}$ from v' to $v_1 = v$ such that the cycle $C_1 := u'P_{u'}u_1 \cup u_1v \cup vP_{v'}v' \cup u'v'$ is made of only green/blue edges and green vertices such that it divided the plane into two regions such that one region contains the base side of t_1 and another contains the free side for t_1 . Since, e_1, e'_1 see the base and free sides for t_1 respectively, hence they have to be drawn in the different region bounded by C_1 . Hence, the gray triangles t'_1, t'_2 supported by e_1, e'_1 cannot share their landing components, contradiction.

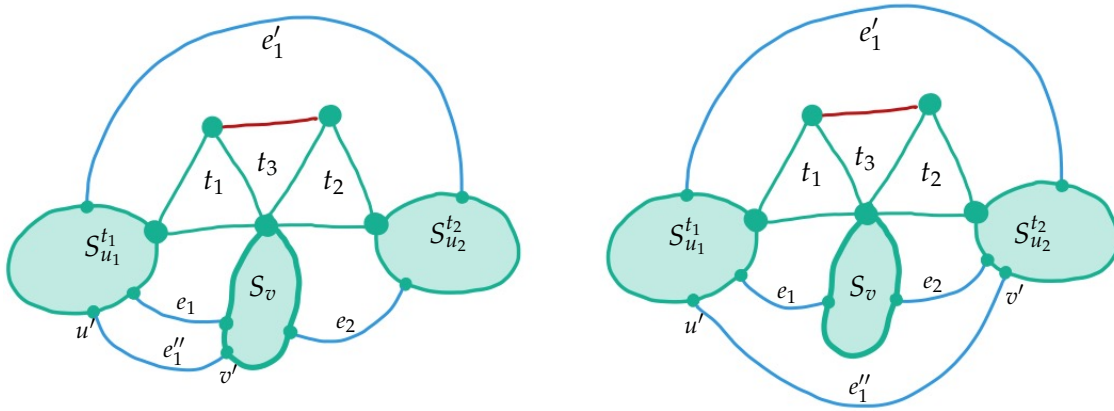


Figure 33: The case when all the three edges e_1, e_2, e'_1 are type-1 and the landing component for the respective supported gray triangles t'_1, t'_2, t''_1 is the same. Also, both e_1 and e_2 are incident on S_v . This case cannot occur since t_1 is a type-0 heavy triangle and the additional blue edge e'_1 going across t_1 's occupied components will separate e_1, e'_1 into different regions.

6 Other Missing Proofs

6.1 Tightness of our Bound

In this section, we show a graph G for which $\beta(G) \leq (\frac{1}{6} + o(1))f_3(G)$. We show this indirectly using a bad example in [6], as stated in the following lemma.

Lemma 6.1 *There is a family of n -vertex planar graphs $\{H_n\}_{n \in \mathbb{Z}}$ for which there exist a maximal cactus subgraph C_n of H_n such that $f_3(C_n)/f_3(H_n) \leq \frac{1}{12} + o_n(1)$.*

The graph H_n as used in [6] is exactly what we need here. The existence of C_n is only used to compare $f_3(C_n)$ with $\beta(H_n)$.

Theorem 6.2 *Let H_n be the graph family as in Lemma 6.1. Then, $\beta(H_n)/f_3(H_n) = \frac{1}{6} + o_n(1)$.*

Proof: It suffices to argue that $f_3(C_n) \geq \beta(H_n)/2$. Let C_n^* be an optimal cactus that achieves the bound $\beta(H_n)$. Notice that each triangle t in C_n shares an edge with at most two triangles in C_n^* (if three edges of t were to be used by triangles in C_n^* , this would contradict the cactus property.) Moreover, each triangle in C_n^* shares an edge with at least one triangle in C_n (by the maximality of C_n .) Therefore, $f_3(C_n) \geq f_3(C_n^*)/2 = \beta(H_n)/2$. \square

6.2 Proof of Proposition 2.4

Observation 3.2 immediately leads to a helpful lemma which will prove helpful in the proof of Proposition 2.4.

Lemma 6.3 *Let $e := uv$ be a type-2 edge in $G[S]$, then the gray triangles t_1 and t_2 supported by e can not have the same landing component.*

Proof: Since both u and v are in S , there exists a green path P from u to v in $G[S]$ containing only green edges and vertices (see for example Figure 4). Hence, the cycle $D := uPv \cup vu$ consists of only blue or green edges and green vertices, such that the two gray triangles supported by e will be drawn in different regions corresponding to D . Thus by Observation 3.2 the two gray triangles supported by e cannot have the same landing component. \square

The 1-swap introduced in Figure 2 and the 2-swap optimality of \mathcal{C} , implies the following lemma.

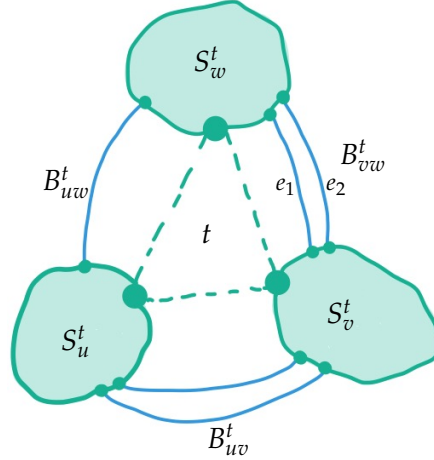


Figure 34: The split components S_u^t, S_v^t, S_w^t and the sets $B_{uv}^t, B_{uw}^t, B_{vw}^t$ for a green triangle t . There cannot be two edges e_1, e_2 as shown by Lemma 6.4 property iii.

Lemma 6.4 *Let t be a green triangle with vertices u, v and w and let there exist at least two gray triangles t_1, t_2 in G such that $(V(t_1) \cup V(t_2)) \cap S_x^t \neq \emptyset$, for $x \in \{u, v, w\}$, then*

- i t_1 and t_2 must have the same landing component,
- ii any edge e in $B_{uv}^t \cup B_{uw}^t \cup B_{vw}^t$ is of type-1,
- iii $|B_{uv}^t|, |B_{uw}^t|, |B_{vw}^t| \leq 1$ and
- iv any set of edges $\{xy\} \cup B_{xy}^t$ for $xy \in E(t)$ support at most one gray triangle.

Proof: To prove property (i), assume for contradiction that t_1 and t_2 do not share the same landing component. In this case we can increase the number of triangles in \mathcal{C} by removing t from \mathcal{C} and adding t_1 and t_2 to \mathcal{C} in its place. As the landing components are disjoint this operation does not introduce any new cycle to \mathcal{C} other than the supported gray triangles and therefore the resulting structure is a cactus subgraph of G . This contradicts that \mathcal{C} is 2-swap optimal.

Property (ii) follows from property (i). Assume for contradiction that there exists a type-2 edge $e \in B_{uw}^t$ (the same argument will hold for B_{uv}^t and B_{vw}^t). Only one of t_1 and t_2 can have its two green vertices in the same split components of t as the endpoints of e . We may assume that this is not the case for t_1 . Let t' and t'' denote the gray triangles supported by e . By property (i) t' and t_1 must have the same landing component, the same holds for t'' and t_1 . But by Lemma 6.3 t' and t'' can not have the same landing component, thus we reach a contradiction.

We will prove property (iii) also by contradiction. Assume that $|B_{vw}^t| \geq 2$ and let $e_1, e_2 \in B_{vw}^t$ be any two type-1 edges (the same argument will hold for B_{uv}^t and B_{uw}^t). As both endpoints of

e_1 are green, there exists a path in $\mathcal{C}[S]$ connecting both the endpoints, thus there is a cycle C_1 in $G[S]$ containing e_1 and only green edges otherwise. Similarly, there exists a cycle C_2 in $G[S]$ that contains e_2 and only green edges otherwise. In G either e_1 is embedded in the inside of the closed region bounded by C_2 or e_2 is embedded in the inside of the closed region bounded by C_1 (see Figure 34). We may assume the former case as the proof for the later case is symmetric.

Only one of t_1 and t_2 can have its two green vertices in the same split components of t as the endpoints of e_1 . We may assume that this is not the case for t_1 . By property (i) the gray triangle supported by e_1 and t_1 must have the same landing component. Note t_1 can not lay in the inside of the region bounded by C_1 in G . Therefore the landing component shared by the two gray triangles must lie on the outside of C_1 . However, by property (i) the gray triangle supported by e_2 and t_1 must have the same landing component. We reach a contradiction using Obs. 3.2.

We prove property (iv) also by contradiction. Assume that the set of edges $\{uv\} \cup B_{uv}^t$ supports two gray triangles (the same argument will hold for $\{uw\} \cup B_{uw}^t$ and $\{vw\} \cup B_{vw}^t$). Property (iii) implies that there is only one type-1 edge in B_{uv}^t hence uv will support the other gray triangle. Let t' be the triangles supported by uv , t'' be the gray triangle supported by an edge $e' \in B_{uv}^t$. Only one of t_1 and t_2 can have its two green vertices in the same split components of t as the endpoints of e . We may assume that this is not the case for t_1 . By property (i), t' and t_1 must have the same landing component. But this is also true for t'' and t_1 . In addition there is a cycle C in $H[S]$ that contains e and a path P from u' to v' in $\mathcal{C}[S]$ (where $u'v' = e$) containing only green vertices and edges such that t' is embedded in its inside in G and S_w^t outside of it. As t_1 intersects S_w^t it must be drawn outside of C in G . But by Observation 3.2, t' and t_2 cannot have the same landing component and we reach a contradiction. \square

Further we can show that

Lemma 6.5 *If t supports gray triangles t_1 and t_2 , where u denotes their common green vertex, then B_{uv}^t and B_{uw}^t are both empty.*

Proof: By Lemma 6.4, item (i), t_1 and t_2 must have the same landing component. Note that if t_1 and t_2 also intersect in a gray vertex, then the claim is trivially true, as then u is incident to exactly three faces, namely t, t_1 and t_2 which by definition are all empty and thus B_{uv}^t and B_{uw}^t are empty in this case. Thus we assume that $t_1 \cap t_2 = u$.

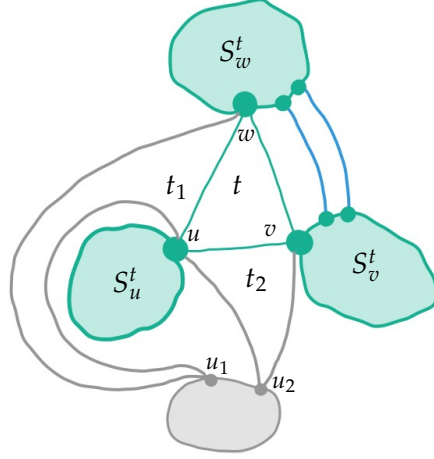


Figure 35: When t supports two gray triangles with a common vertex u , then $B_{uv}^t = B_{uw}^t = \emptyset$ as shown by Lemma 6.5.

Let u_1 and u_2 denote the gray vertices in t_1 and t_2 respectively. As t_1 and t_2 have the same landing component, G must contain a path P from u_1 to u_2 consisting of only gray edges. Furthermore $uu_1 \cup P \cup u_2u$ forms a gray cycle C with only one green vertex u . Note that the fact that t , t_1 and t_2 are empty in G , implies that the two green edges of t incident to u , as well as the edges uu_1 and uu_2 are consecutive in the circular edge incident list of u in G . This observation gives us two important facts. First, as C contains uu_1 and uu_2 , any other edge incident to u in G must be drawn in the region bounded inside of C in G . Second, any split component S_x^t , for $x \in \{v, w\}$, must be drawn outside of C in G . Assume for contradiction that there exists an edge e with endpoints u and $z \in S_x^t$, with $x \in \{v, w\}$, by the previous observation e has to cross C in G and therefore the existence of e contradicts that G is a plane graph. Similarly, there cannot exist any edge e with one endpoint in $S_u^t \setminus \{u\}$ and another endpoint in S_x^t , with $x \in \{v, w\}$, since all these vertices are drawn *strictly* inside of C and S_x^t 's, with $x \in \{v, w\}$, are drawn strictly outside of C . \square

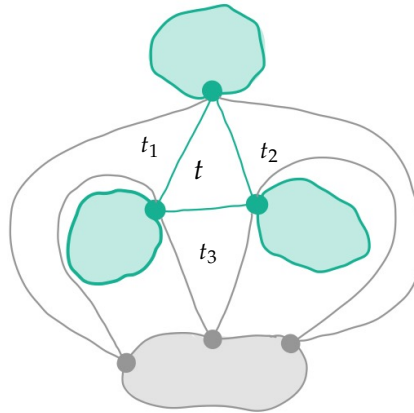


Figure 36: A type-3 light triangle t for which the third property of Prop. 3.1 holds.

We are now ready to prove the different properties of heavy triangles claimed in Proposition 2.4. In the following we will prove one lemma for every such claim.

Lemma 6.6 *Any green type-3 triangle t in $G[S]$ is light.*

Proof: For any vertex v in t , there is a pair of gray triangles supported by t such that their intersection is v , thus by Lemma 6.5, $B_{vv'}^t$ must be empty for any $v' \in V(t) \setminus v$. Hence the number of gray triangles supported by $E(t)$ and $\cup_{ww' \in E(t)} B_{ww'}^t$ is less than four and each edge $vv' \in E(t)$ supports one gray triangle, thus t is a light triangle. \square

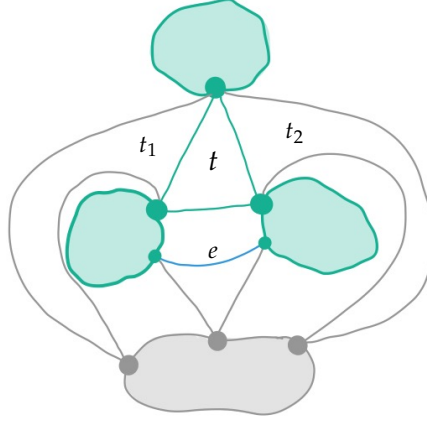
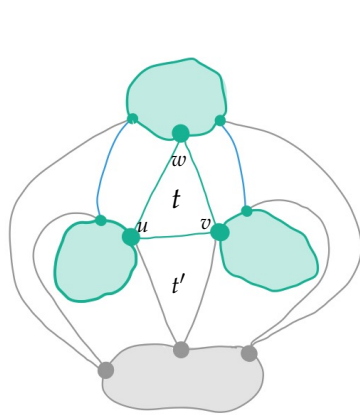


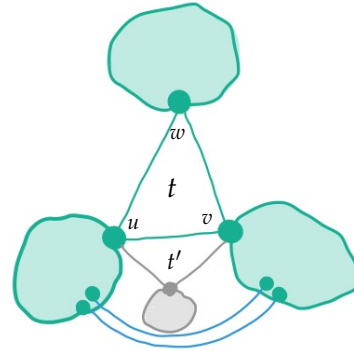
Figure 37: A type-2 light triangle t for which the third property of Prop. 3.1 holds.

Lemma 6.7 Any green type-2 triangle t in $G[S]$ is light.

Proof: Let t be a type-2 triangle, such that each of the green edges uw and vw support a gray triangle t_1, t_2 respectively (see Figure 37). By Lemma 6.5, B_{uw}^t and B_{vw}^t must be empty. By Lemma 6.4 properties (ii) and (iii) there is at most one edge in B_{uv}^t and if it exists it must be of type-1. Thus there are at most three gray triangles supported by t and the edge in B_{uv}^t and in addition at least two edges in $E(t)$ support a gray triangle, thus t is a light triangle. \square



(a) A type-1 triangle which is light for which the third property of prop. 3.1 holds.



(b) A type-1 triangle which could be either light or heavy, depending on the number of supported gray triangles supported by B_{uv}^t .

Figure 38: The classification of type-1 triangles into light and heavy.

Lemma 6.8 If t is a heavy type-1 triangle, with $V(t) = \{u, v, w\}$, let uv denote the edge in $E(t)$ that supports the gray triangle supported by t , then $B_{ww'}^t = \emptyset$ for all $ww' \in E(t) \setminus \{uv\}$ and the total number of gray triangles supported by edges in B_{uv}^t is greater than or equal to two.

Proof: We first show that $B_{ww'}^t$ is empty for every $ww' \in E(t) \setminus uv$. Let t' denote the gray triangle supported by t . Assume for contradiction, that there exists an edge e in some $B_{ww'}^t$ for some edge $ww' \in E(t) \setminus uv$. As t' and the gray triangle supported by e fulfill the requirements of Lemma 6.4, property (iv) implies that there are at most three gray triangles supported by edges in $E(t) \cup_{vv' \in E(t)} B_{vv'}^t$, which contradicts the definition of a heavy triangle.

As B_{uw}^t and B_{vw}^t are empty there must be at least two gray triangles in G supported by edges in B_{uv}^t , as otherwise t would be light. \square

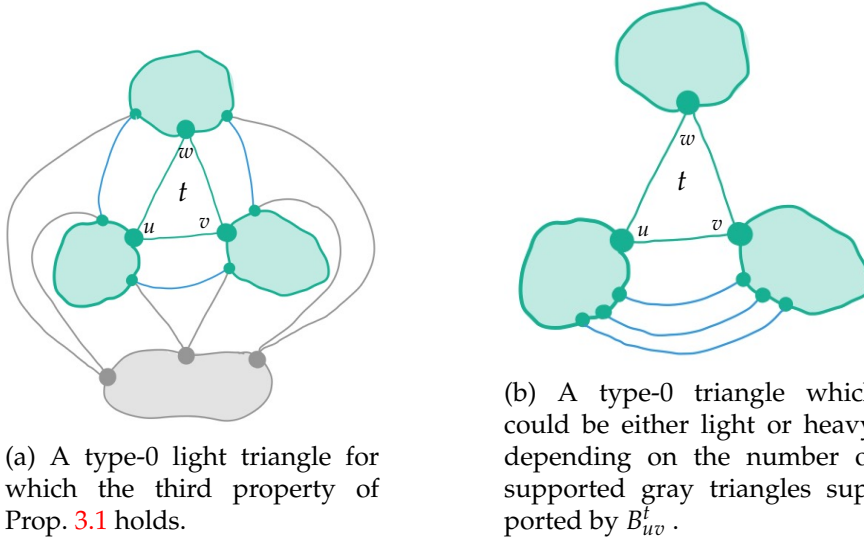


Figure 39: The classification of type-0 triangles into light and heavy.

Lemma 6.9 *If t is a heavy type-0 triangle, then there is an edge $uv \in E(t)$ such that $B_{ww'}^t = \emptyset$ for all $ww' \in E(t) \setminus \{uv\}$ and the total number of gray triangles supported by edges in B_{uv}^t is greater than or equal to three.*

Proof: We will first show that at most one of $B_{uu'}^t$ for $uu' \in E(t)$ can be non-empty. Assume for contradictions that there are two sets B_{uv}^t and B_{uw}^t which are non-empty. Then the gray triangles supported by the edges in these two sets fulfill the requirements of Lemma 6.4. Hence $|B_{uv}^t|, |B_{uw}^t|, |B_{vw}^t| \leq 1$ and the number of gray triangles supported by $E(t) \cup B_{uv}^t \cup B_{uw}^t \cup B_{vw}^t$ is at most three, contradicting the fact that t is heavy.

Therefore we know that there is only one edge $uv \in E(t)$ such that B_{uv}^t is non-empty. As t is heavy B_{uv}^t must contain edges which support at least three gray triangles as otherwise t would be light. \square

6.3 Proof of Proposition 3.1

In this section we will prove the properties stated in Proposition 3.1 about light triangles. Recall that for a light triangle the edges in $E(t) \cup_{uv \in E(t)} B_{uv}^t$ support at most three gray triangles.

Lemma 6.10 *If t is a light type-0 triangle with one edge $uv \in E(t)$ such that $B_{ww'}^t = \emptyset$ for all $ww' \in E(t) \setminus \{uv\}$, then the total number of gray triangles supported by edges in B_{uv}^t is at most two.*

Proof: This simply follows from the definition of heavy triangles. If there were more than two gray triangles supported by the edges in B_{uv}^t , then t would be a heavy triangle. \square

Lemma 6.11 *If t is a light type-1 triangle where uv supports the gray triangle supported by t and $B_{ww'}^t = \emptyset$ for all $ww' \in E(t) \setminus \{uv\}$, then the total number of gray triangles supported by edges in B_{uv}^t is at most one.*

Proof: This simply follows from the definition of heavy triangles. If there was more than one gray triangle supported by the edges in B_{uv}^t , then t would be a heavy triangle. \square

Lemma 6.12 *If t is a light triangle where the edges in $\bigcup_{uv \in E(t)} B_{uv}^t \cup E(t)$ support either two or three gray triangles such that at least two different sets of edges $\{uv\} \cup B_{uv}^t$ for $uv \in E[t]$ support a gray triangle each, then each set of edges $\{uv\} \cup B_{uv}^t$ supports at most one gray triangle and all the supported gray triangles have the same landing component.*

Proof: For any pair of gray triangles supported by edges in two different sets in $\{uv\} \cup B_{uv}^t$ for $uv \in E[t]$, Lemma 6.4 implies that both gray triangles must have the same landing component. Since there exists at least one pair of such triangles, by Lemma 6.4 property iv, the claim of this lemma follows. \square

Acknowledgement: Parinya Chalermsook is supported by the European Research Council (ERC) under the European Unions Horizon 2020 research and innovation programme (grant agreement No 759557) and by Academy of Finland Research Fellows, under grant number 310415 and 314284. Sumedha Uniyal is partially supported by Academy of Finland under the grant agreement number 314284.

References

- [1] Claude Berge. La theorie des graphes. *Paris, France*, 1958.
- [2] Gruia Călinescu, Cristina G Fernandes, Ulrich Finkler, and Howard Karloff. A better approximation algorithm for finding planar subgraphs. *Journal of Algorithms*, 27(2):269–302, 1998.
- [3] Gruia Calinescu, Cristina G Fernandes, Howard Karloff, and Alexander Zelikovsky. A new approximation algorithm for finding heavy planar subgraphs. *Algorithmica*, 36(2):179–205, 2003.
- [4] Gruia Călinescu, Cristina G Fernandes, Hemanshu Kaul, and Alexander Zelikovsky. Maximum series-parallel subgraph. *Algorithmica*, 63(1-2):137–157, 2012.
- [5] Parinya Chalermsook, Marek Cygan, Guy Kortsarz, Bundit Laekhanukit, Pasin Manurangsi, Danupon Nanongkai, and Luca Trevisan. From gap-eth to fpt-inapproximability: Clique, dominating set, and more. In *Foundations of Computer Science (FOCS), 2017 IEEE 58th Annual Symposium on*, pages 743–754. IEEE, 2017.

- [6] Parinya Chalermsook and Andreas Schmid. Finding triangles for maximum planar subgraphs. In *WALCOM: Algorithms and Computation, 11th International Conference and Workshops, (WALCOM'17), Proceedings.*, pages 373–384, 2017.
- [7] Ho Yee Cheung, Lap Chi Lau, and Kai Man Leung. Algebraic algorithms for linear matroid parity problems. *ACM Transactions on Algorithms (TALG)*, 10(3):10, 2014.
- [8] Harold N Gabow and Matthias Stallmann. An augmenting path algorithm for linear matroid parity. *Combinatorica*, 6(2):123–150, 1986.
- [9] Magnús M Halldórsson. Approximations of weighted independent set and hereditary subset problems. In *Graph Algorithms And Applications 2*, pages 3–18. World Scientific, 2004.
- [10] Johan Håstad. Clique is hard to approximate within $1 - \epsilon$. *Acta Mathematica*, 182(1):105–142, 1999.
- [11] TA Jenkyns. *Matchoids: a generalization of matchings and matroids*. Thesis (Ph.D.)–University of Waterloo, 1975.
- [12] Subhash Khot and Ashok Kumar Ponnuswami. Better inapproximability results for max-clique, chromatic number and min-3lin-deletion. In *International Colloquium on Automata, Languages, and Programming*, pages 226–237. Springer, 2006.
- [13] Eugene L Lawler. *Combinatorial optimization: networks and matroids*. Courier Corporation, 1976.
- [14] Jon Lee, Maxim Sviridenko, and Jan Vondrák. Matroid matching: the power of local search. *SIAM Journal on Computing*, 42(1):357–379, 2013.
- [15] John M Lewis and Mihalis Yannakakis. The node-deletion problem for hereditary properties is np-complete. *Journal of Computer and System Sciences*, 20(2):219–230, 1980.
- [16] László Lovász. Matroid matching and some applications. *Journal of Combinatorial Theory, Series B*, 28(2):208–236, 1980.
- [17] László Lovász and Michael D Plummer. *Matching theory*, volume 367. American Mathematical Soc., 2009.
- [18] Carsten Lund and Mihalis Yannakakis. The approximation of maximum subgraph problems. In *International Colloquium on Automata, Languages, and Programming*, pages 40–51. Springer, 1993.
- [19] James B Orlin. A fast, simpler algorithm for the matroid parity problem. In *International Conference on Integer Programming and Combinatorial Optimization*, pages 240–258. Springer, 2008.
- [20] Zoltán Szigeti. On a min-max theorem of cacti. In *International Conference on Integer Programming and Combinatorial Optimization*, pages 84–95. Springer, 1998.
- [21] William T Tutte. The factorization of linear graphs. *Journal of the London Mathematical Society*, 1(2):107–111, 1947.

A A Collection of Boring Technicalities

A.1 Proof of Lemma 5.8

Below, we analyze the contribution from non outer-faces.

Coordinates	Value
$\vec{\chi}[1]$	$ \mathcal{F}[1, 0, 0] \setminus \mathcal{F}_{fri}[1, 0, 0] $
$\vec{\chi}[2]$	$ \mathcal{F}_{fri}[1, 0, 0] $
$\vec{\chi}[3]$	$ \mathcal{F}[1, 0, \geq 1] $
$\vec{\chi}[4]$	$ \mathcal{F}[1, 1, 0] \setminus \mathcal{F}_{fri}[1, 1, 0] $
$\vec{\chi}[5]$	$ \mathcal{F}_{fri}[1, 1, 0] $
$\vec{\chi}[6]$	$ \mathcal{F}[1, 1, \geq 1] $
$\vec{\chi}[7]$	$ \mathcal{F}[2, 0, 0] \setminus \mathcal{F}_{fri}[2, 0, 0] $
$\vec{\chi}[8]$	$ \mathcal{F}_{fri}[2, 0, 0] $
$\vec{\chi}[9]$	$ \mathcal{F}[2, 0, \geq 1] $
$\vec{\chi}[10]$	$ \mathcal{F}[2, 1, \bullet] $
$\vec{\chi}[11]$	$ \mathcal{F}[2, 2, \bullet] $
$\vec{\chi}[12]$	$ \mathcal{F}[\geq 3, \bullet, \bullet] $

Table 1: Definition of characteristic vector of \mathcal{F}

This is simply an algebraic manipulation. First, we write

$$\overrightarrow{gain} \cdot \vec{\chi} \geq 4.5(\mathbb{1}^T \vec{\chi}) - (0, \textcolor{blue}{2}, 2, 0.5, \textcolor{blue}{2.5}, 2.5, 1.5, \textcolor{blue}{2.5}, 2.5, 2, 2.5, 3)^T \vec{\chi}$$

We will gradually decompose the vector

$$(0, \textcolor{blue}{2}, 2, 0.5, \textcolor{blue}{2.5}, 2.5, 1.5, \textcolor{blue}{2.5}, 2.5, 2, 2.5, 3)^T \vec{\chi}$$

into several meaningful terms that we could upper bound. First, we focus on the coordinates that correspond to the η_{fri} (highlighted in blue):

$$(0, \textcolor{blue}{2}, 2, 0.5, \textcolor{blue}{2.5}, 2.5, 1.5, \textcolor{blue}{2.5}, 2.5, 2, 2.5, 3)^T \vec{\chi} = \boxed{2\eta_{fri}} + (0, \textcolor{blue}{0}, 2, 0.5, \textcolor{blue}{0.5}, 2.5, 1.5, \textcolor{blue}{0.5}, 2.5, 2, 2.5, 3)^T \vec{\chi}$$

where we simply applied the fact that $\eta_{fri}[1, 0, 0] + \eta_{fri}[1, 1, 0] + \eta_{fri}[2, 0, 0] = \eta_{fri}$. Next, we focus on the components of $\eta[2, \bullet, \bullet]$ and $\eta[3, \bullet, \bullet]$ (shown in red).

$$(0, 0, 2, 0.5, 0.5, 2.5, \textcolor{red}{1.5}, \textcolor{red}{0.5}, \textcolor{red}{2.5}, \textcolor{red}{2}, \textcolor{red}{2.5}, 3)^T \vec{\chi} \leq \boxed{1.5(p_1 + |\mathcal{F}| - 2)} + (0, 0, 2, 0.5, 0.5, 2.5, \textcolor{red}{0}, \textcolor{red}{-1}, \textcolor{red}{1}, \textcolor{red}{0.5}, \textcolor{red}{1}, 0)^T \vec{\chi}$$

where we applied the upper bound from Lemma 5.7 (first bound). We further extract the “components” of $\eta[1, 1, 0]$, $\eta[2, 1, \bullet]$ and $\eta[2, 2, \bullet]$:

$$(0, 0, 2, \textcolor{green}{0.5}, \textcolor{green}{0.5}, \textcolor{green}{2.5}, 0, -1, 1, \textcolor{green}{0.5}, \textcolor{green}{1}, 0)^T \vec{\chi} = 0.5(\eta[1, 1, 0] + \eta[2, 1, \bullet] + 2\eta[2, 2, \bullet]) + (0, 0, 2, \textcolor{green}{0}, \textcolor{green}{0}, \textcolor{green}{2}, 0, -1, 1, \textcolor{green}{0}, \textcolor{green}{0}, 0)^T \vec{\chi} \\ \leq \boxed{0.5a_1} + (0, 0, 2, \textcolor{green}{0}, \textcolor{green}{0}, \textcolor{green}{2}, 0, -1, 1, \textcolor{green}{0}, \textcolor{green}{0}, 0)^T \vec{\chi}$$

the inequality was obtained by applying Lemma 5.7 (second bound). Now, we extract the components of $\eta[1, 1, \geq 1]$, $\eta[2, 0, \geq 1]$ and $\eta[1, 0, \geq 1]$ (the 3rd, 6th, and 9th coordinates respectively.)

$$\begin{aligned} (0, 0, 2, 0, 0, 2, 0, -1, 1, 0, 0, 0)^T \vec{\chi} &= 2(\eta[1, 0, \geq 1] + \eta[1, 1, \geq 1] + \eta[2, 0, \geq 1]) + (0, 0, 0, 0, 0, 0, 0, -1, -1, 0, 0, 0)^T \vec{\chi} \\ &\leq 2(p_0 - \eta_{fri}) + (0, 0, 0, 0, 0, 0, 0, -1, -1, 0, 0, 0)^T \vec{\chi} \\ &\leq \boxed{2(p_0 - \eta_{fri})} \end{aligned}$$

here we applied the third bound of Lemma 5.7, and the fact that all coordinates of vector $\vec{\chi}$ are non-negative. Finally, by summing over all terms in the boxes, we get the upper bound of

$$2\eta_{fri} + 1.5(p_1 + |\mathcal{F}| - 2) + 0.5a_1 + 2(p_0 - \eta_{fri}) = 2p - 0.5p_1 + 2a_1 + 1.5a_2 - 1.5$$

Now, since $\mathbb{1}^T \vec{\chi} = a_1 + a_2$ and $\text{gain}(f_0) \geq g(S) - 1$, we have that

$$\sum_{f \in \mathcal{F}} \text{gain}(f) \geq 4.5(a_1 + a_2) - (2p - 0.5p_1 + 2a_1 + 1.5a_2 - 1.5) + g(S) - 1$$

Hence, $-(\sum_{f \in \mathcal{F}} \text{gain}(f)) \leq -g(S) + (2p - 0.5p_1 - 3a_2 - 2.5a_1 - 0.5)$.

We substitute the bound from the lemma into Eq 2, we would get:

$$q \leq (4p + 0.5p_1 + 2.5a_1 + 3a_2) - g(S) + (2p - 0.5p_1 - 3a_2 - 2.5a_1 - 0.5)$$

This would give $q \leq 6p - g(S) - 0.5$ as desired. In Section 5.1, we first give the classification rules, and in Section 5.2, we describe the inequalities that we use.

A.2 Proof of Lemma 5.13

Let P_2 be a maximal trail along the boundary of f starting from v_2 and only visiting vertices in S_2^t in graph $H'[S]$. Notice that P_2 may use green edges or blue edges. Let u_2 be the other endpoint of P_2 and u_2u_3 be the next edge on the boundary of f , so $u_3 \in S_1^t \cup S_1^t$.

First, notice that u_3 cannot be in S_1^t , for otherwise, we would have the free sides of t on different super-faces. Therefore, $u_3 \in S_3^t$. Now, let P_3 be a maximal trail from u_3 along the boundary of f , visiting only vertices in S_3^t . We claim that P_3 must contain v_3 : Otherwise, let v'_3 be the last node on P_3 and e' be the next edge on f incident to v'_3 . Consider a region R bounded by (i) the sides of t on super-face f , (ii) trail $P_2u_3P_3$, and (iii) any path from v'_3 to v_3 using only green edges in S_3^t . This close region must contain super-face f , so e' must be drawn inside R (see Figure 21). This is a contradiction since e' cannot connect v'_3 to a node in S_1^t (same reasoning as before), and similarly it cannot connect v'_3 to S_2^t (this would contradict the choice of u_2 or the edge u_2u_3).

B Tight Examples

B.1 Tight Example of Factor 7 for a 1-swap Optimal Solution

Following is the family of tight examples for the factor 7 analysis. In these examples, $p = 2^k + 1$ for some $k \in \mathbf{Z}^+$, $q = 7p - 4$, $p_1 = p$, $p_0 = 0$, $a_1 = 0$, $a_2 = 2p - 3$, $|E(f_0)| = 4$, $g(S) = 2$, $\eta[1, 0] = 0.5(p - 1)$, $\eta[\geq 3, \bullet] = 1.5(p - 1) - 1$ and all other $\eta[i, j] = 0$. Notice that each inequity which we use in the above proof is asymptotically tight for these example.

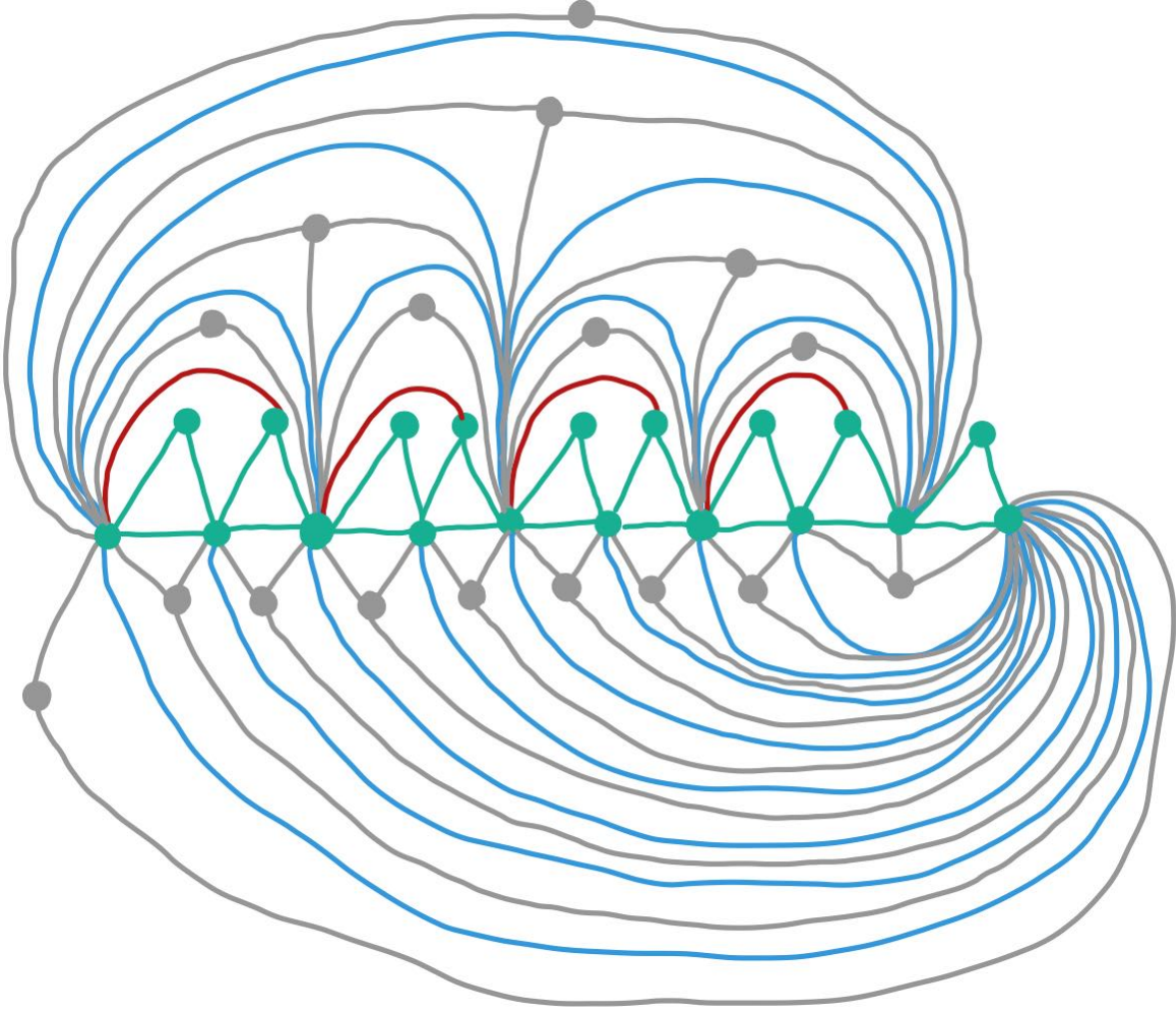


Figure 40: Tight example for factor 7 analysis.

B.2 Tight Example of Factor 6 for a 2-swap Optimal Solution

Following is the family of tight examples for the factor 6 analysis. In these examples, $p = 2^k + 1$ for some $k \in \mathbf{Z}^+$, $q = 6p - 3$, $p_1 = p$, $p_0 = 0$, $a_1 = 0$, $a_2 = 2p - 3$, $|E(f_0)| = 4$, $g(S) = 2$, $\eta[1, 0] = 0.5(p - 1)$, $\eta[\geq 3, \bullet] = 1.5(p - 1) - 1$ and all other $\eta[i, j] = 0$. Notice that each inequity which we use in the above proof is asymptotically tight for these example.

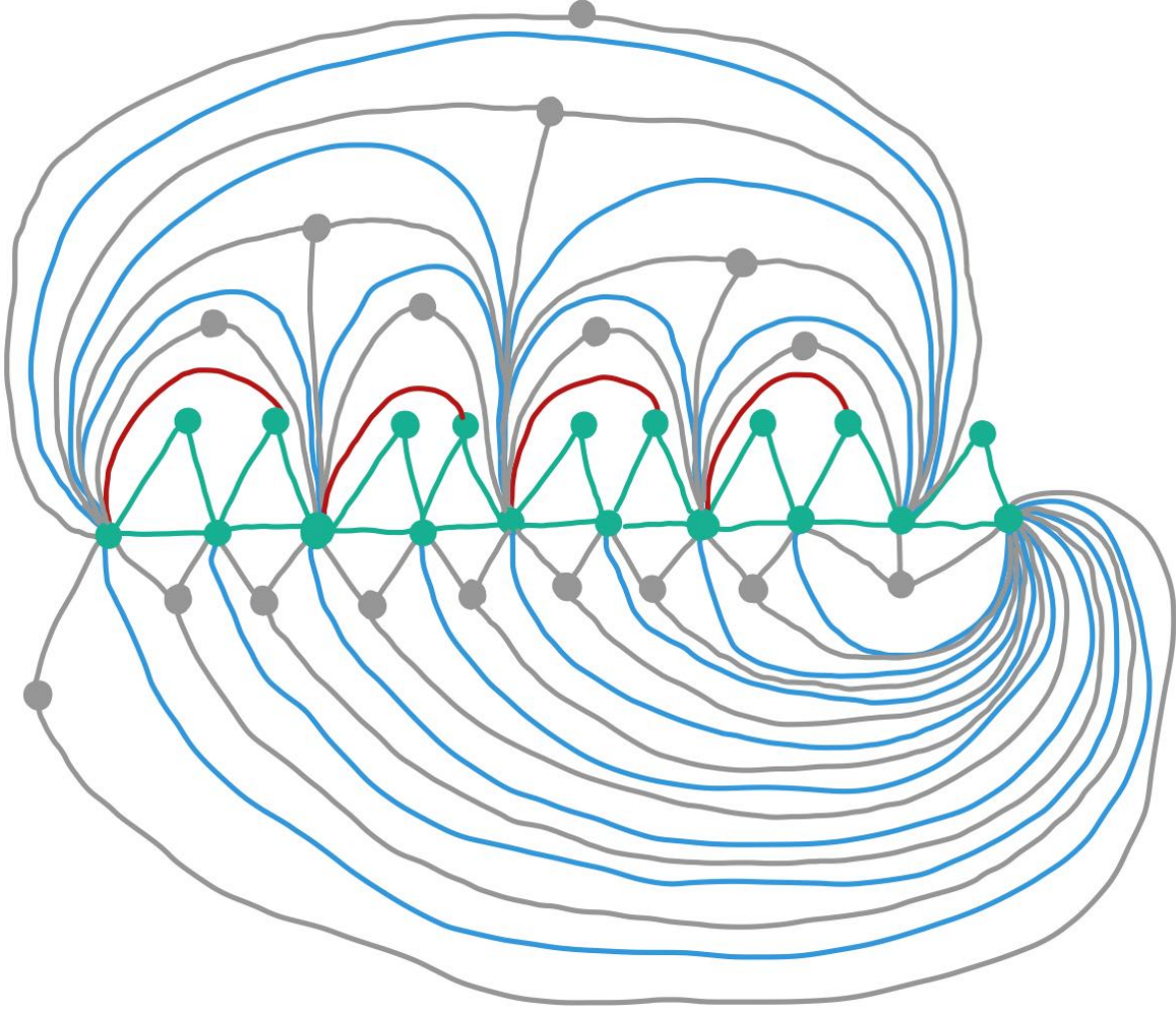


Figure 41: Tight example for factor 6 analysis.

C Definition of Variables

Variable	Description
G	initial plane graph with a fixed drawing
\mathcal{C}	optimal triangular cactus which is a subgraph of \mathcal{C}
S	a connected component of cactus \mathcal{C}
p	# triangular faces in the cactus $\mathcal{C}[S]$
q	# triangular faces of G with at least two vertices in $G[S]$
a_0	type-0 red edges supporting no triangles
a_1	type-1 blue edges supporting 1 triangle
a_2	type-2 blue edges supporting 2 triangles
p_0	type-0 green triangles supporting no triangles
p_1	type-1 green triangles supporting 1 triangle
p_2	type-2 green triangles supporting 2 triangles
p_3	type-3 green triangles supporting 3 triangles
H	subgraph of $G[S]$ after removing type-0 edges
\mathcal{C}_u^t	The new components in $\mathcal{C}[S] \setminus E(t)$, such that $v \in V(\mathcal{C}_v^t)$ for every $v \in V(t)$
S_v^t	$= V(\mathcal{C}_v^t)$ for every $v \in V(t)$
B_{uv}^t	blue edge with one end-point each in S_u^t, S_v^t
\mathcal{F}	set of super-faces in H excluding the p green triangular faces of $\mathcal{C}[S]$
$a_1^{occ}(f)$	# of supporting side of type-1 edges in $f \in \mathcal{F}$
$a_1^{free}(f)$	# of non-supporting side of type-1 edges in $f \in \mathcal{F}$
$a_1(f)$	$= a_1^{free}(f) + a_1^{occ}(f)$
$a_2(f)$	# of type-2 edges in $f \in \mathcal{F}$
$p_0^{base}(f)$	# of base edges of type-0 triangles in $f \in \mathcal{F}$
$p_0^{free}(f)$	# of free pair of edges of type-0 triangles in $f \in \mathcal{F}$
$p_1^{base}(f)$	# of base edges of type-1 triangles in $f \in \mathcal{F}$
$p_1^{free}(f)$	# of free pair of edges of type-1 triangles in $f \in \mathcal{F}$
$p^{free}(f)$	$= p_0^{free}(f) + p_1^{free}(f)$
$p^{base}(f)$	$= p_0^{base}(f) + p_1^{base}(f)$
$ E(f) $	$= 2p^{free}(f) + p^{base}(f) + a_2(f) + a_1(f)$ (length of face $f \in \mathcal{F}$)
$ Occ(f) $	$= p_1^{base}(f) + a_2(f) + a_1^{occ}(f)$ (occupied length of face $f \in \mathcal{F}$)
$ Free(f) $	$= 2p^{free}(f) + p_0^{base}(f) + a_1^{free}(f)$ (free length of face $f \in \mathcal{F}$)
$\mu(f)$	$= Free(f) + Occ(f) /2$
$survive(f)$	# surviving faces in some $f \in \mathcal{F}$
$\ell(S)$	length of outer-super-face of graph $G[S]$
$o(S)$	# of a_2, a_1^{occ} and p_1^{base} side edges in outer-face of graph $G[S]$
$\varphi(S)$	$= \ell(S) - o(S)$
f_0	Outer-face of graph $H[S]$
$\mathcal{F}[i, j, k]$	set of super-faces of type- $[i, j, k]$ such that for any $f \in \mathcal{F}[i, j, k]$, $p_1^{base}(f) + a_2(f) + a_1(f) = i, a_1^{free}(f) = j$ and $p_0^{base}(f) = k$.
$\eta[i, j, k]$	$= \mathcal{F}[i, j, k] $
$\mathcal{F}_{fri}[i, j, k]$	$= \mathcal{F}[i, j, k] $
$\eta_{fri}[i, j, k]$	$= \mathcal{F}_{fri}[i, j, k] $
η_{fri}	$= \eta_{fri}[1, 0, 0] + \eta_{fri}[1, 1, 0] + \eta_{fri}[2, 0, 0]$

Table 2: Definition of variables used in the proof