

Efficient Predictor Ranking and False Discovery Proportion Control in High-Dimensional Regression

X. Jessie Jeng* and Xiongzhi Chen†

Abstract

We propose a ranking and selection procedure to prioritize relevant predictors and control false discovery proportion (FDP) of variable selection. Our procedure utilizes a new ranking method built upon the de-sparsified Lasso estimator. We show that the new ranking method achieves the optimal order of minimum non-zero effects in ranking consistency. Further, we study the potential advantage of the new method over the Lasso solution path for predictor ranking. Adopting the new ranking method, we develop a variable selection procedure to asymptotically control FDP at a user-specified level. We show that our procedure can consistently estimate the FDP of variable selection as long as the de-sparsified Lasso estimator is asymptotically normal. In simulation analyses, our procedure compares favorably to existing methods in ranking efficiency and FDP control. An application to genetic association study demonstrates improved power of the procedure.

Keywords: Gaussian random design; Multiple testing; Penalized regression; Ranking consistency; Variable selection

1 Introduction

In the past fifteen years, impressive progress has been made in high-dimensional statistics where the number of unknown parameters can greatly exceed the sample size. We consider a sparse linear model

$$y = \mathbf{x}^T \boldsymbol{\beta} + \varepsilon,$$

where y is the response variable, $\mathbf{x} = (x_1, \dots, x_p)^T$ the vector of predictors, $\boldsymbol{\beta} = (\beta_1, \dots, \beta_p)^T$ the unknown coefficient vector, and ε the random error. Our goal is to simultaneously test

$$H_{0j} : \beta_j = 0 \quad \text{against} \quad H_{1j} : \beta_j \neq 0 \quad \text{for} \quad j = 1, \dots, p$$

and select a predictor x_i into the model if H_{0i} is rejected.

Much work has been conducted on point estimation of $\boldsymbol{\beta}$; see, for instance, Chapters 1-10 of [Bühlmann and van de Geer \(2011\)](#). Among the most popular point estimators, Lasso benefits from

*Address for correspondence: X. Jessie Jeng, Department of Statistics, North Carolina State University, Raleigh, NC 27695, USA. Email: xjjeng@ncsu.edu.

†Department of Mathematics and Statistics, Washington State University, Pullman, WA 99164; Email: xiongzhi.chen@wsu.edu.

the geometry of the L_1 norm penalty to shrink some coefficients exactly to zero and hence performs variable selection (Tibshirani, 1996). The Lasso estimator $\hat{\beta}$ possesses desirable properties including the oracle inequalities on $\|\hat{\beta} - \beta\|_q$ for $q \in [1, 2]$ (Bickel et al., 2009; Bühlmann and van de Geer, 2011). However, it is difficult to characterize the distribution of the Lasso estimator and assess the significance of selected variables.

Recently, the focus of research in high-dimensional regression has been shifted to confidence intervals and hypothesis testing for β . Substantial progress has been made in Wasserman and Roeder (2009), Meinshausen et al. (2009), Lockhart et al. (2014), Zhang and Zhang (2014), van de Geer et al. (2014), Javanmard and Montanari (2016), Lee et al. (2016), etc. In particular, innovative methods have been developed to enable multiple hypothesis testing on β . For example, Bühlmann (2013) and Zhang and Cheng (2016) propose to control family-wise error rate (FWER) under the dependence imposed by β estimation. Methods to control false discovery rate (FDR, Benjamini and Hochberg, 1995) have been developed in Barber and Candès (2015), Bogdan et al. (2015), Ji and Zhao (2014), G’sell et al. (2016), Su and Candès (2016), etc.

In this paper, we aim to prioritize relevant predictors in predictor ranking and select variables by controlling false discovery proportion (FDP, Genovese and Wasserman, 2002). FDP is the ratio of the number of false positives to the number of total rejections. Given an experiment, FDP is realized but unknown. FDP is arguably more relevant than FDR, which is the expected value of FDP, because FDP is directly related to the current experiment (Fan et al., 2012). In the literature of multiple testing, estimating FDP under dependence has been studied in, e.g., Efron (2007), Friguet et al. (2009), and Fan et al. (2012).

We propose the DLasso-FDP procedure, which rank and select predictors in linear regression based on the de-sparsified Lasso (DLasso) estimator and its limiting distribution (Zhang and Zhang, 2014; van de Geer et al., 2014). We show that ranking the predictors by the standardized DLasso estimator achieves the optimal order of the minimum non-zero effect for ranking consistency when the dimension p , sample size n , and the number of non-zero coefficients s_0 satisfy $s_0 = o(n/\log p)$. In the scenario with $s_0 \gg n/\log p$, where relevant predictors always intertwine with noise variables on Lasso solution path, the new method can have a better chance to achieve ranking consistency. Further, we develop consistent estimators of the FDP and marginal FDR for variable selection based on the standardized DLasso estimator. Unlike in conventional studies on FDP and FDR where the null distributions of test statistics are exact, the null distribution of the DLasso estimator can only be approximated asymptotically, and the approximation errors for all estimated regression coefficients need to be considered conjointly to estimate FDP. Our simulation studies support our theoretical findings and demonstrate that DLasso-FDP compares favorably with other existing methods in ranking efficiency and FDP control.

The rest of the article is organized as follows. Section 2 provides theoretical analyses on the ranking efficiency of the standardized DLasso estimator and consistent estimation of the FDP and marginal FDR of the DLasso-FDP procedure. Simulation studies are presented in Section 3; and

an application of the DLasso-FDP procedure to a genetic association study is demonstrated in [Section 4](#). [Section 5](#) provides further discussions. All proofs are presented in the appendix.

2 Theory and Method

2.1 Notations

We collect notations that will be used throughout the article. The symbols $O(\cdot)$ and $o(\cdot)$ respectively denote Landau's big O and small o notations, for which accordingly $O_P(\cdot)$ and $o_P(\cdot)$ their probabilistic versions. For two positive sequences $\{a_m\}_{m \geq 1}$ and $\{a'_m\}_{m \geq 1}$, $a_m \ll a'_m$ means that $\lim_{m \rightarrow \infty} a_m/a'_m = 0$, and $a_m \gg a'_m$ means that $\lim_{m \rightarrow \infty} a'_m/a_m = 0$. The symbol C denotes a generic, finite constant whose values can be different at different occurrences.

For a matrix \mathbf{M} , \mathbf{M}_{ij} denotes its (i, j) entry, the q -norm $\|\mathbf{M}\|_q = \left(\sum_{i,j} |\mathbf{M}_{ij}|^q\right)^{1/q}$ for $q > 0$, ∞ -norm $\|\mathbf{M}\|_\infty = \max_{i,j} |\mathbf{M}_{ij}|$, and $\|\mathbf{M}\|_{1,\infty}$ is the maximum of the 1-norm of each row of \mathbf{M} . If \mathbf{M} is symmetric, $\sigma_i(\mathbf{M})$ denotes the i th largest eigenvalue of \mathbf{M} . The symbol \mathbf{I} denotes the identity matrix. A vector \mathbf{v} is always a column vector whose i th component is denoted by v_i . For a set A , $|A|$ denotes its cardinality and 1_A its indicator. $a \vee b = \max\{a, b\}$ for two real numbers a and b .

2.2 Regression model and the de-sparsified Lasso estimator

Given n observations from the model $y = \mathbf{x}^T \boldsymbol{\beta} + \varepsilon$, we have

$$\mathbf{y} = \mathbf{X}\boldsymbol{\beta} + \varepsilon, \quad (1)$$

where $\mathbf{y} = (y_1, \dots, y_n)^T$ and $\mathbf{X} = [\mathbf{x}_1, \dots, \mathbf{x}_p] \in \mathbb{R}^{n \times p}$. We assume $\varepsilon \sim \mathcal{N}_n(0, \sigma^2 \mathbf{I})$ and $\sigma^2 = O(1)$ in this work. Let $S_0 = \{j : \beta_j \neq 0\}$ and $s_0 = |S_0|$. The Lasso estimator is

$$\hat{\boldsymbol{\beta}} = \hat{\boldsymbol{\beta}}(\lambda) = \arg \min_{\boldsymbol{\beta} \in \mathbb{R}^p} (\|\mathbf{y} - \mathbf{X}\boldsymbol{\beta}\|_2^2/n + 2\lambda \|\boldsymbol{\beta}\|_1). \quad (2)$$

Let $\hat{\boldsymbol{\Sigma}} = n^{-1} \mathbf{X}^T \mathbf{X}$. To obtain the de-sparsified Lasso estimator for $\boldsymbol{\beta}$ as in [Zhang and Zhang \(2014\)](#) and [van de Geer et al. \(2014\)](#), a matrix $\hat{\boldsymbol{\Theta}} \in \mathbb{R}^{p \times p}$ such that $\hat{\boldsymbol{\Theta}} \hat{\boldsymbol{\Sigma}}$ is close to \mathbf{I} is obtained by Lasso for nodewise regression on \mathbf{X} as in [Meinshausen and Bühlmann \(2006\)](#). Let \mathbf{X}_{-j} denote the matrix obtained by removing the j th column of \mathbf{X} . For each $j = 1, \dots, p$, let

$$\hat{\boldsymbol{\gamma}}_j = \operatorname{argmin}_{\boldsymbol{\gamma} \in \mathbb{R}^{p-1}} \left(n^{-1} \|\mathbf{x}_j - \mathbf{X}_{-j} \boldsymbol{\gamma}\|_2^2 + 2\lambda_j \|\boldsymbol{\gamma}\|_1 \right) \quad (3)$$

with components $\hat{\gamma}_{j,k}$, $k = 1, \dots, p$ and $k \neq j$. Further, define

$$\hat{\tau}_j^2 = n^{-1} \|\mathbf{x}_j - \mathbf{X}_{-j} \hat{\boldsymbol{\gamma}}_j\|_2^2 + 2\lambda_j \|\hat{\boldsymbol{\gamma}}_j\|_1 \quad (4)$$

and

$$\hat{\Theta} = \text{diag}(\hat{\tau}_1^{-2}, \dots, \hat{\tau}_p^{-2}) \begin{pmatrix} 1 & -\hat{\gamma}_{1,2} & \cdots & -\hat{\gamma}_{1,p} \\ -\hat{\gamma}_{2,1} & 1 & \cdots & -\hat{\gamma}_{2,p} \\ \vdots & \vdots & \vdots & \vdots \\ -\hat{\gamma}_{p,1} & -\hat{\gamma}_{p,2} & \cdots & 1 \end{pmatrix}. \quad (5)$$

The estimator

$$\hat{\mathbf{b}} = \hat{\beta} + n^{-1} \hat{\Theta} \mathbf{X}^T (\mathbf{y} - \mathbf{X} \hat{\beta}) \quad (6)$$

is referred to as the de-sparsified Lasso (DLasso) estimator. This implies

$$\sqrt{n}(\hat{\mathbf{b}} - \beta) = n^{-1/2} \hat{\Theta} \mathbf{X}^T \varepsilon - \delta = \mathbf{w} - \delta, \quad (7)$$

where

$$\mathbf{w} | \mathbf{X} \sim \mathcal{N}_p(0, \sigma^2 \hat{\Omega}), \quad \hat{\Omega} = \hat{\Theta} \hat{\Sigma} \hat{\Theta}^T,$$

and

$$\delta = \sqrt{n}(\hat{\Theta} \hat{\Sigma} - \mathbf{I})(\hat{\beta} - \beta). \quad (8)$$

Since the distribution of $\mathbf{w} | \mathbf{X}$ is fully specified, it is essential to study δ to derive the distribution of $\hat{\mathbf{b}}$. We adopt the result in [Javanmard and Montanari \(2016\)](#), which provides an explicit bound on the magnitude of δ . Let $\Theta = \Sigma^{-1}$, $s_j = |\{k \neq j : \Theta_{jk} \neq 0\}|$ and $s_{\max} = \max_{1 \leq j \leq p} s_j$. Suppose the following hold:

A1) Gaussian random design: the rows of \mathbf{X} are i.i.d. $\mathcal{N}_p(0, \Sigma)$ for which Σ satisfies:

A1a) $\max_{1 \leq j \leq p} \Sigma_{jj} \leq 1$.

A1b) $0 < C_{\min} \leq \sigma_1(\Sigma) \leq \sigma_p(\Sigma) \leq C_{\max} < \infty$ for constants C_{\min} and C_{\max} .

A1c) $\rho(\Sigma, C_0 s_0) \leq \rho$ for some constant $\rho > 0$, where $C_0 = 32C_{\max}C_{\min}^{-1} + 1$,

$$\rho(\mathbf{A}, k) = \max_{T \subseteq [p], |T| \leq k} \|(\mathbf{A}_{T,T})^{-1}\|_{1,\infty}$$

for a square matrix \mathbf{A} , $[p] = \{1, \dots, p\}$, $\mathbf{A}_{T,T}$ is a submatrix formed by taking entries of \mathbf{A} whose row and column indices respectively form the same subset T .

A2) Tuning parameters: for the Lasso in (2), $\lambda = 8\sigma\sqrt{n^{-1}\log p}$; for nodewise regression in (3), $\lambda_j = \tilde{\kappa}\sqrt{n^{-1}\log p}$, $j = 1, \dots, p$ for a suitably large universal constant $\tilde{\kappa}$.

We rephrase Theorem 3.13 of [Javanmard and Montanari \(2016\)](#) for unknown Σ as follows.

Lemma 1. *Consider model (1). Assume A1) and A2). Then there exist positive constants c and c' depending only on C_{\min} , C_{\max} and $\tilde{\kappa}$ such that, for $\max\{s_0, s_{\max}\} < cn/\log p$, the probability that*

$$\|\delta\|_{\infty} \leq c' \rho \sigma \sqrt{\frac{s_0}{n}} \log p + c' \sigma \min\{s_0, s_{\max}\} \frac{\log p}{\sqrt{n}} \quad (9)$$

is at least $1 - 2pe^{-16^{-1}ns_0^{-1}C_{\min}} - pe^{-cn} - 6p^{-2}$.

Lemma 1 provides an explicit bound on the magnitude of δ , and hence the difference between the distribution of the DLasso estimator $\hat{\mathbf{b}}$ and the normally distributed variable $\mathbf{w}|\mathbf{X}$. This is very helpful for our subsequent studies.

2.3 Ranking efficiency of DLasso Estimator

In general, variable selection procedures often rank predictors by some measure of importance and select a subset of top-ranked predictors based on a selection criterion. For instance, the Lasso ranks predictors by the Lasso solution path and selects a subset of top-ranked predictors by, for example, cross validation. In this paper, we propose to rank the predictors by the standardized DLasso estimator and select the top-ranked predictors via FDP control. In order to evaluate the efficiency of a ranking procedure, we first introduce a definition on ranking consistency.

Definition 1. *For a set of random variables ordered by some measure of importance, if all signal variables asymptotically rank ahead of noise variables, then we say that the ranking of the variables is consistent.*

For Lasso, ranking consistency is equivalent to model selection consistency or support recovery without sign matching, because support recovery for Lasso means that all relevant predictors rank ahead of irrelevant ones on the Lasso solution path, so that there exists a cut-off point on the path to perfectly separate relevant and irrelevant predictors and recover their supports (Meinshausen and Bühlmann, 2006; Zhao and Yu, 2006; Wainwright, 2009).

Ranking consistency can be achieved by the standardized DLasso estimator as follows. Set

$$z_j = \sqrt{n}\hat{b}_j\sigma^{-1}\hat{\Omega}_{jj}^{-1/2}, \quad 1 \leq j \leq p, \quad (10)$$

$I_0 = \{1 \leq j \leq p : \beta_j = 0\}$ and $p_0 = |I_0|$. Ranking consistency is achieved if $\{|z_j|\}_{j=1}^p$ are ranked decreasingly and

$$\lim_{p \rightarrow \infty} P\left(\min_{j \in S_0} |z_j| > \max_{j \in I_0} |z_j|\right) = 1. \quad (11)$$

Namely, all relevant predictors with $|z_j|, j \in S_0$ are ranked ahead of any irrelevant predictor with $|z_j|, j \in I_0$ with high probability.

The study of ranking consistency provides insights for the efficiency of ranking predictors by $\{|z_j|\}_{j=1}^p$. Specifically, we have the following:

Theorem 1. *Consider model (1) and the standardized DLasso estimator $\{z_j\}_{j=1}^p$ in (10). Let*

$$C_p = \log(p^2/2\pi) + \log \log(p^2/2\pi)$$

and

$$B_p(s_0, n, \Sigma) = c'\rho\sigma\sqrt{\frac{s_0}{n}}\log p + c'\sigma\min\{s_0, s_{\max}\}\frac{\log p}{\sqrt{n}}.$$

Assume A1) and A2). If $s_0 \leq p_0$, $\max\{s_0, s_{\max}\} = o(n/\log p)$ and

$$\beta_{\min} := \min_{j \in S_0} |\beta_j| \geq 2n^{-1/2} \left(\sqrt{C_{\min}^{-1} C_{\max}} B_p(s_0, n, \Sigma) + \sigma \sqrt{C_{\max}} (1+a) \sqrt{C_{p_0}} \right) \quad (12)$$

for some constant $a > 0$, then ranking consistency is achieved by the standardized DLasso estimator, i.e., $P(\min_{j \in S_0} |z_j| > \max_{j \in I_0} |z_j|) \rightarrow 1$ as $s_0 \rightarrow \infty$.

Condition (12) on β_{\min} is imposed to separate relevant predictors from irrelevant ones. Note that condition (12) implies $\beta_{\min} > C\sqrt{\log p/n}$, and the order of β_{\min} is optimal for perfect separation of signals from noise. In other words, ranking by $\{|z_j|\}_{j=1}^p$ obtains the optimal order of β_{\min} for ranking consistency. Such optimal property is also achieved by Lasso with $s_0 = o(n/\log p)$. Further, compared to Lemma 1, the stronger condition in Theorem 1 on s_{\max} , i.e., $s_{\max} = o(n/\log p)$, ensures $\|\hat{\Omega} - \Sigma^{-1}\|_{\infty} = o_P(1)$, so that the standardization of each \hat{b}_j in (10) is proper.

We are also interested in the potential advantage of ranking predictors by $\{|z_j|\}_{j=1}^p$ over the Lasso solution path because DLasso mitigates the bias induced by Lasso shrinkage. It can be shown that, when $s_0 \gg n/\log p$, relevant predictors always intertwine with noise variables on the Lasso solution path even if all predictors are independent (i.e., $\Sigma = \mathbf{I}$), no matter how large β_{\min} is (Wainwright, 2009; Su et al., 2017). In this case, we expect to see improved ranking performance based on $\{|z_j|\}_{j=1}^p$. Nevertheless, when $s_0 \gg n/\log p$, the compatibility condition on the sample covariance matrix $\hat{\Sigma}$ does not hold and explicit bounds cannot be derived for $\|\hat{\beta} - \beta\|_q$ and $\|\hat{\mathbf{b}} - \beta\|_q$ with $q = 1, 2$, or ∞ . Alternatively, we focus on the ∞ -norm and provide a general result comparing $\|\hat{\mathbf{b}} - \beta\|_{\infty}$ with $\|\hat{\beta} - \beta\|_{\infty}$. Note that ranking consistency of an estimator $\hat{\mathbf{d}}$ of β can be achieved if $\beta_{\min} \gg \|\hat{\mathbf{d}} - \beta\|_{\infty}$.

To state the result, we define $s(\hat{\beta}) = |\{j : \hat{\beta}_j \neq 0\} \cup \{j : \beta_j \neq 0\}|$ and

$$l(\hat{\beta}) = |\{j \in s(\hat{\beta}) : |\hat{\beta}_j - \beta_j| > \sqrt{n}/[s(\hat{\beta}) \log p] \cdot \|\hat{\beta} - \beta\|_{\infty}\}|. \quad (13)$$

Namely, $l(\hat{\beta})$ counts the number of entries in $\hat{\beta} - \beta$ whose magnitudes exceed $\|\hat{\beta} - \beta\|_{\infty}$ by a factor $\sqrt{n}/[s(\hat{\beta}) \log p]$. Under some regularity conditions on Σ , when $s_0 \leq \sqrt{n}/\log p$, $l(\hat{\beta}) = 0$ with probability tending to 1. This is because $s(\hat{\beta}) \leq s_0$ and consequently $\sqrt{n}/[s(\hat{\beta}) \log p] \geq 1$ with probability tending to 1 (Wainwright, 2009). However, we are interested in the case $s_0 \gg n/\log p$, for which $l(\hat{\beta}) = 0$ does not hold with probability tending to 1. The following lemma shows the potential advantage of ranking predictors by the DLasso estimator when $l(\hat{\beta})$ is not too large.

Theorem 2. Consider model (1), the Lasso estimator in (2), and the DLasso estimator in (6). Assume A2), $s_{\max} = o(n/\log p)$, $s_0 \gg n/\log p$ and

$$l(\hat{\beta}) = o_p(\sqrt{n/\log p}). \quad (14)$$

Then, $\|\hat{\mathbf{b}} - \beta\|_{\infty} \ll \|\hat{\beta} - \beta\|_{\infty}$ with probability tending to 1.

Theorem 2 implies that ranking predictors based on $\hat{\mathbf{b}}$ and \mathbf{z} may have substantial advantages over $\hat{\boldsymbol{\beta}}$. Condition (14) favors the existence of outliers in $|\hat{\boldsymbol{\beta}} - \boldsymbol{\beta}|$. For example, condition (14) is satisfied when there is one extremely large entry in $|\hat{\boldsymbol{\beta}} - \boldsymbol{\beta}|$, the entry is equal to $\|\hat{\boldsymbol{\beta}} - \boldsymbol{\beta}\|_\infty$, and all the other entries are smaller than $\sqrt{n}/[s(\hat{\boldsymbol{\beta}}) \log p] \cdot \|\hat{\boldsymbol{\beta}} - \boldsymbol{\beta}\|_\infty$. We note that when $s_0 \gg n/\log p$, the compatibility condition on the design matrix does not hold easily; and consequently large variability in $|\hat{\boldsymbol{\beta}} - \boldsymbol{\beta}|$ would occur, which can imply condition (14). Our current techniques cannot specify conditions under which (14) holds. In Section 3, we simulate data with various s_0 . Our simulation results show a clear advantage of ranking based on the standardized DLasso over that based on Lasso solution path.

2.4 Consistent estimation of FDP and marginal FDR

Recall that we are simultaneously testing $H_{0j} : \beta_j = 0$ versus $H_{1j} : \beta_j \neq 0$ for $j = 1, \dots, p$ and selecting predictor x_i into the model whenever H_{i0} is rejected. The findings on the ranking efficiency of the standardized DLasso help us develop a variable selection procedure with the following rejection rule:

$$\text{reject } H_{0j} \text{ whenever } |z_j| > t \text{ for a fixed rejection threshold } t > 0. \quad (15)$$

Define $R_{\mathbf{z}}(t) = \sum_{j=1}^p 1_{\{|z_j| > t\}}$ as the number of discoveries and $V_{\mathbf{z}}(t) = \sum_{j \in I_0} 1_{\{|z_j| > t\}}$ the number of false discoveries. Then the FDP of the procedure at rejection threshold t is

$$FDP_{\mathbf{z}}(t) = \frac{V_{\mathbf{z}}(t)}{R_{\mathbf{z}}(t) \vee 1}.$$

To control the FDP of the procedure at a prespecified level, we need to be able to consistently estimate its FDP. To this end, we state an extra assumption:

A3) Sparsities of $\boldsymbol{\beta}$ and $\boldsymbol{\Theta}$: $\max\{s_0, s_{\max}\} = o(n/\log p)$, $\min\{s_{\max}, s_0\} = o(\sqrt{n}/\log p)$, $s_0 = o(n/(\log p)^2)$ and $s_0 = o(p)$.

Assumption A3), together with Lemma 1, ensures $\|\boldsymbol{\delta}\|_\infty = o_P(1)$. This is sufficient for us to construct a consistent estimator of $FDP_{\mathbf{z}}(t)$, i.e.,

$$\widehat{FDP}(t) = \frac{2 \sum_{j=1}^p \Phi(-t)}{R_{\mathbf{z}}(t) \vee 1}, \quad (16)$$

where Φ is the cumulative distribution function (CDF) of the standard normal random variable. Note that $\widehat{FDP}(t)$ is observable based on $\{z_j\}_{j=1}^p$.

Theorem 3. Consider model (1) and the standardized DLasso estimator $\{z_j\}_{j=1}^p$ in (10). Assume A1) to A3). Then

$$\widehat{FDP}(t) - FDP_{\mathbf{z}}(t) = o_P(1). \quad (17)$$

Theorem 3 shows that the $FDP_{\mathbf{z}}(t)$ can be consistently estimated by the observable quantity $\widehat{FDP}(t)$ when β and Θ are sparse in the sense of assumption A3). Moreover, no additional assumptions other than those to ensure asymptotic normality of the DLasso estimator are needed when \mathbf{X} is from Gaussian random design.

An analogous result can be obtained for estimating the marginal FDR, which is defined as

$$mFDR_{\mathbf{z}}(t) = \frac{E(V_{\mathbf{z}}(t))}{E(R_{\mathbf{z}}(t) \vee 1)}.$$

Marginal FDR was proposed in Sun and Cai (2007) and has been proved to be close to FDR when test statistics are independent. Here, we have:

Corollary 1. *Under the conditions in Theorem 3,*

$$\widehat{FDP}(t) - mFDR_{\mathbf{z}}(t) = o_P(1). \tag{18}$$

2.5 Algorithm for the DLasso-FDP procedure

Once we are able to consistently estimate the FDP of the procedure defined by (15), for a user-specified $\alpha \in (0, 1)$ we can determine the rejection threshold t_α such that $\widehat{FDP}_{\mathbf{z}}(t_\alpha) \leq \alpha$ and then reject H_{0j} if $|z_j| > t_\alpha$ for each j . This procedure, which we call the De-sparsified Lasso FDP (DLasso-FDP) procedure, will have its FDP asymptotically bounded by α . The implementation of the procedure is provided in Algorithm 1.

Algorithm 1 DLasso-FDP

- 1: Calculate the DLasso estimator by (6) and obtain $\{z_j\}_{j=1}^p$ by (10).
 - 2: Rank the predictors by the absolute values of $\{z_j\}_{j=1}^p$ so that $|z_{(1)}| > |z_{(2)}| > \dots > |z_{(p)}|$.
 - 3: Specify an $\alpha \in (0, 1)$ for FDP control; e.g., $\alpha = 0.05$ or 0.1 .
 - 4: Find the minimum value of t , denoted by t_α , such that $\widehat{FDP}(t) \leq \alpha$.
 - 5: Select the top-ranked predictors with $|z_{(j)}| > t_\alpha$.
-

The following corollary summarizes the asymptotic control of FDP and mFDR by the DLasso-FDP procedure. Its proof is straightforward from Theorem 3 and Corollary 1, and thus omitted.

Corollary 2. *Given a fixed $\alpha \in (0, 1)$, select predictors by the DLasso-FDP procedure described in Algorithm 1. Then, under the conditions in Theorem 3,*

$$FDP_{\mathbf{z}}(t_\alpha) - \alpha = o_P(1) \quad \text{and} \quad mFDR_{\mathbf{z}}(t_\alpha) - \alpha = o_P(1).$$

3 Simulation study

In the following examples, the linear model (1) is simulated with $p = 200$, $\varepsilon \sim \mathcal{N}_n(0, \mathbf{I})$, and each row of $\mathbf{X} \sim \mathcal{N}_p(0, \Sigma)$. We use the Ergős-Rényi random graph in Cai et al. (2016) to generate the precision matrix $\Theta = \Sigma^{-1}$ with $s_{\max} \sim \text{Binomial}(p, 0.02)$, such that the nonzero elements of Θ are randomly located in each of its rows with magnitudes randomly generated from the uniform distribution $\text{Uniform}[0.4, 0.8]$. Without loss of generality, $\beta_j, j = 1, \dots, s_0$, are nonzero coefficients with the same value. We consider settings of different sample size (n), number of nonzero coefficients (s_0), and effect size of $\beta_1, \dots, \beta_{s_0}$.

3.1 Ranking efficiency based on DLasso estimate

We obtain the DLasso estimate using the R package *hdi* and derive \mathbf{z} by (10). The ranking of $\{|z_j|\}_{j=1}^p$ is compared with the ranking based on Lasso solution path, which is obtained by *glmnet*. The efficiency of ranking is illustrated by the FDP-TPP curve, where TPP represents true positive proportion and is defined as the number of true positives divided by s_0 .

For a given $\text{TPP} \in \{1/s_0, \dots, s_0/s_0\}$, we measure the corresponding FDP, which is the price to pay for retaining the given TPP level. Consequently, a more efficient method for ranking would have a lower FDP-TPP curve. Figure 1 reports the mean values of the FDP-TPP curves over 100 replications for different methods. It clearly shows that the ranking of $\{|z_j|\}_{j=1}^p$ is more efficient than that based on the Lasso solution path. Such advantage in ranking is more obvious with increased number of nonzero coefficients and sample size.

3.2 Estimation of FDP and marginal FDR

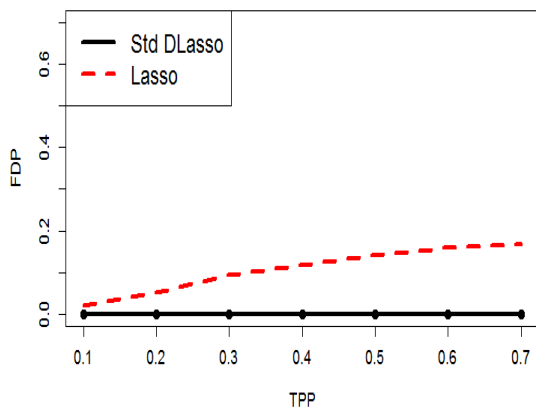
In this example, we compare our estimated FDP with the true FDP in the same setting as for Figure 1c, where $p = 200$, $n = 150$, $s_0 = 40$, and $\beta_1 = 5$. Figure 2 shows the histograms of the true FDP and estimated FDP for different values of t . It can be seen that the distribution of the estimated FDP generally mimic that of the true FDP in a more concentrated way.

We also compare the empirical mean of our estimated FDP with the empirical mean of the true FDP in Figure 3 for a range of t values and different values of n . The mean values of the two statistics agree with each other quite well in all cases.

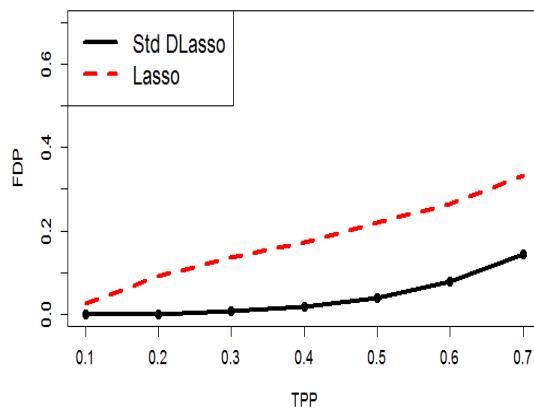
3.3 Variable selection by DLasso-FDP procedure

We compare DLasso-FDP with two other methods, DLasso-FWER and DLasso-BH. DLasso-FWER is the dependence adjusted FWER control method in van de Geer et al. (2014) and Buhlmann (2013). DLasso-BH is an ad hoc procedure that directly applies Benjamini-Hochberg's procedure (Benjamini and Hochberg, 1995) on the asymptotic p -values of the DLasso estimator. To our knowledge, the validity of DLasso-BH has not been justified. We set the nominal level at 0.1 for all three methods.

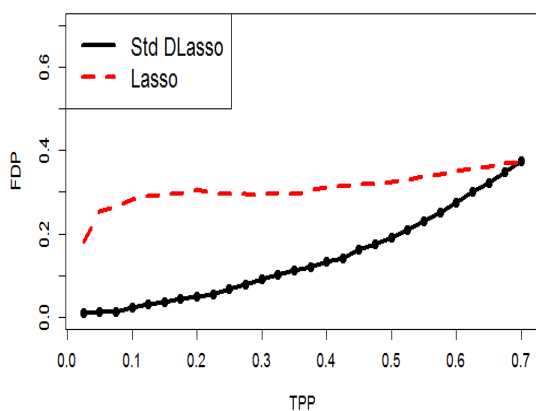
Figure 1: Comparison in ranking efficiency of the standardized DLasso estimate (solid line) and Lasso solution path (dashed line) when $p = 200$.



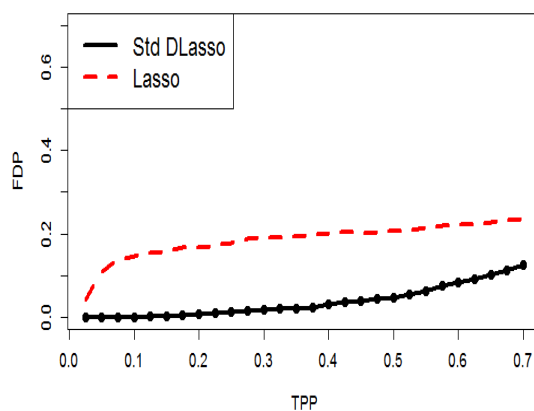
(a) $s_0 = 10, n = 100, \beta_1 = 5$.



(b) $s_0 = 10, n = 100, \beta_1 = 0.5$.



(c) $s_0 = 40, n = 150, \beta_1 = 5$.



(d) $s_0 = 40, n = 210, \beta_1 = 5$.

The following examples use the settings for Figure 1b and 1c. The performances of all three methods are measured by the mean values of their FDPs and TPPs from 100 simulations. Note that the expected value of FDP is FDR. Table 1 shows that our DLasso-FDP procedure has a better control on the empirical FDR at the nominal level of 0.1 than DLasso-BH. On the other hand, DLasso-FWER is more conservative with much smaller empirical FDR and TPP. Overall, DLasso-FDP seems to be most efficient at controlling the empirical FDR with larger power.

Figure 2: Histograms of the true FDP (FDP_true) and estimated FDP (FDP_estimated) when $p = 200$, $n = 150$, $s_0 = 40$, and $\beta_1 = 5$.

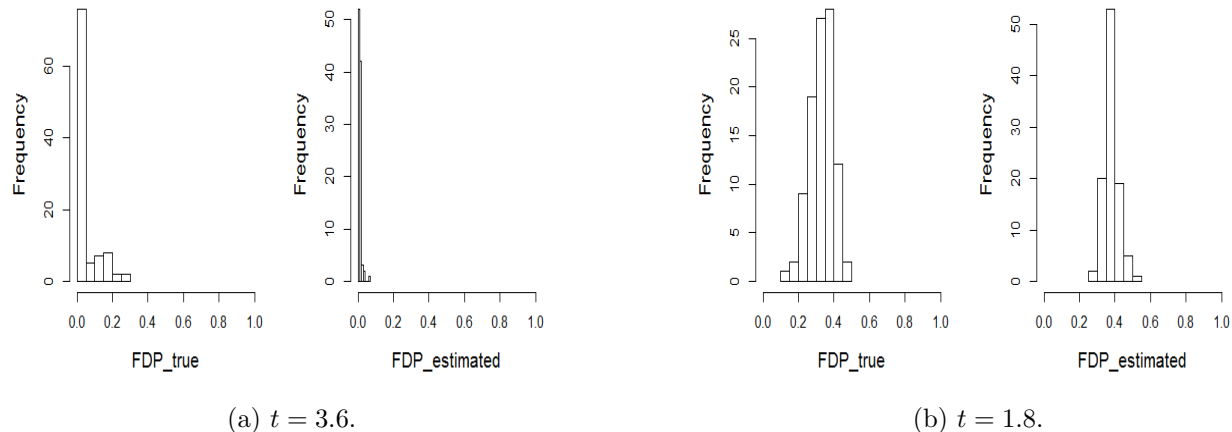
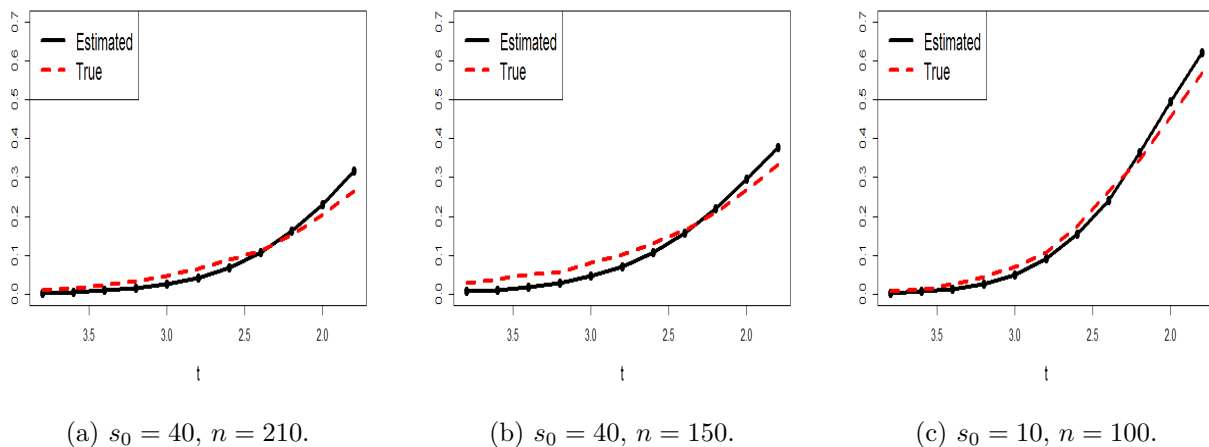


Figure 3: Mean values of the true FDP (dashed line) and estimated FDP (solid line) with $p = 200$ and $\beta_1 = 5$.



4 Real Data Analysis

We apply DLasso-FDP to analyze a dataset about riboflavin (vitamin B₂) production in bacillus subtilis and compare the result with that of DLasso-FWER (van de Geer et al., 2014). This dataset is publicly available and has been studied in, for example, Buhlmann et al. (2014). The full dataset measures the expression levels of 4088 genes and the logarithm of riboflavin production rate of 71 individuals. Because of the limited sample size, no significant associations are identified between the genes and phenotype by either method with nominal level of 0.1. We further investigate a subset of

Table 1: The mean values of FDP and TPP for different variable selection methods under the settings of Figure 1b ($s_0 = 10$) and Figure 1c ($s_0 = 40$).

		DLasso-FDP	DLasso-BH	DLasso-FWER
$s_0 = 10$	FDP	0.106	0.132	0.033
	TPP	0.634	0.673	0.541
$s_0 = 40$	FDP	0.092	0.132	0.030
	TPP	0.312	0.388	0.136

the gene expression data reported in [Buhlmann et al. \(2014\)](#), which include 100 genes with largest variances. For the reduced dataset, DLasso-FWER selects one gene (YXLE.at), and our DLasso-FDP procedure selects two genes (YXLE.at and YTGB.at). Both genes selected by DLasso-FDP have been identified in literature as potentially associated with the phenotype ([Lederer and Muller, 2015](#)). This result indicates higher power of DLasso-FDP than DLasso-FWER.

5 Further Discussion

Theoretical analyses in the paper have focused on Gaussian random design. We show that our procedure can consistently estimate the FDP of variable selection as long as the DLasso estimator is asymptotically normal. Extensions to random design with sub-Gaussian rows or bounded rows can be developed with minor modifications.

We present the optimality of the standardized DLasso in ranking consistency when the number of true predictors is relatively small, i.e. $s_0 = o(n/\log p)$. When the true predictors are relatively dense, i.e., $s_0 \gg n/\log p$, we have demonstrated that ranking based on the DLasso estimator can be more efficient than that based on the Lasso solution path. This however depends on condition (14), which, surprisingly, favors the existence of outliers in $(\hat{\beta}_1 - \beta_1, \dots, \hat{\beta}_p - \beta_p)$ when $s_0 \gg n/\log p$. Theoretical analysis in the setting with $s_0 \gg n/\log p$ is scarce but could be relevant to real applications with dense causal factors.

Finally, we point out that the computational burden of DLasso-FDP is mainly caused by precision matrix estimation when dimension of the design matrix is large. Accelerating the computation for the estimation without loss of accuracy is of great interest for future research.

A Appendix

In these appendices, we present some lemmas that are needed for the proofs of the results presented in the main paper. Recall $\sqrt{n}(\hat{\mathbf{b}} - \boldsymbol{\beta}) = \mathbf{w} - \boldsymbol{\delta}$, where $\mathbf{w} \sim \mathcal{N}_p(0, \sigma^2 \hat{\boldsymbol{\Omega}})$ conditional on \mathbf{X} . We call \mathbf{w} the pivotal statistic. In all the proofs, the arguments are conditional on \mathbf{X} unless otherwise noted. The O_P or o_P bounds for expectations, covariances or cumulative distribution functions are induced by the random matrix $\hat{\boldsymbol{\Omega}}$ as the covariance matrix of \mathbf{w} .

A.1 Extra lemmas

Lemma 2. *Assume A2) and $s_{\max} = o(n/\log p)$. Then $\|\hat{\mathbf{\Omega}} - \mathbf{\Sigma}^{-1}\|_{\infty} = o_P(1)$. If further A1b) holds, then $\|\hat{\mathbf{\Theta}}\hat{\mathbf{\Sigma}} - \mathbf{I}\|_{\infty} = O_P(\lambda_1)$, both $\min_{1 \leq j \leq p} \hat{\mathbf{\Omega}}_{jj}$ and $\max_{1 \leq j \leq p} \hat{\mathbf{\Omega}}_{jj}$ are uniformly bounded (in p) away from 0 and ∞ with probability tending to 1, and $\|\hat{\boldsymbol{\delta}}'\|_{\infty} \leq (\sigma\sqrt{C_{\min}})^{-1} \|\boldsymbol{\delta}\|_{\infty}$ with probability tending to 1.*

Proof. With A2) and $s_{\max} = o(n/\log p)$, the conditions of Lemmas 5.3 and 5.4 of [van de Geer et al. \(2014\)](#) are satisfied, i.e., λ_j is of order $\sqrt{n^{-1} \log p}$ for each $j = 1, \dots, p$, $\max_{1 \leq j \leq p} s_j = o(n/\log p)$ and $\max_{1 \leq j \leq p} \lambda_j^2 s_j = o(1)$. So, $\|\hat{\mathbf{\Omega}} - \mathbf{\Sigma}^{-1}\|_{\infty} = o_P(1)$.

Note that for the positive definite matrix $\mathbf{\Omega} = \mathbf{\Sigma}^{-1}$, the largest and smallest among $\mathbf{\Omega}_{jj}$ for $j = 1, \dots, p$ are sandwiched between C_{\min} and C_{\max} . If in addition A1b) holds, then $\hat{\mathbf{\Omega}}_{jj}, j = 1, \dots, p$ are uniformly bounded away from 0 and ∞ with probability tending to 1, inequality (10) of [van de Geer et al. \(2014\)](#) implies $\|\hat{\mathbf{\Theta}}\hat{\mathbf{\Sigma}} - \mathbf{I}\|_{\infty} = O_P(\lambda_1)$, and $\|\hat{\boldsymbol{\delta}}'\|_{\infty} \leq (\sigma\sqrt{C_{\min}})^{-1} \|\boldsymbol{\delta}\|_{\infty}$ with probability tending to 1. This completes the proof. \square

Lemma 3. *Let $\hat{\mathbf{K}}$ be the correlation matrix of \mathbf{w} . Assume A1) and A2). Then*

$$p^{-2} \|\sigma^2 \hat{\mathbf{\Omega}}\|_1 = O_P(\lambda_1 \sqrt{s_{\max}}) \quad \text{and} \quad \|\hat{\mathbf{K}}\|_1 = O(\sigma^2 \|\hat{\mathbf{\Omega}}\|_1). \quad (19)$$

Proof. Recall $\hat{\mathbf{\Omega}} = \hat{\mathbf{\Theta}}\hat{\mathbf{\Sigma}}\hat{\mathbf{\Theta}}^T$, the covariance matrix of \mathbf{w} . Since σ is bounded, then $\|\sigma^2 \hat{\mathbf{\Omega}}\|_1 = O(\|\hat{\mathbf{\Omega}}\|_1)$. Recall $\hat{\boldsymbol{\theta}}_j$ is the j th row of $\hat{\mathbf{\Theta}}$. By triangular inequality,

$$\|\hat{\mathbf{\Omega}}\|_1 \leq \|(\hat{\mathbf{\Theta}}\hat{\mathbf{\Sigma}} - \mathbf{I})\hat{\mathbf{\Theta}}^T\|_1 + \|\hat{\mathbf{\Theta}}^T\|_1 \leq \sum_{j=1}^p \|(\hat{\mathbf{\Theta}}\hat{\mathbf{\Sigma}} - \mathbf{I})\hat{\boldsymbol{\theta}}_j^T\|_1 + \sum_{j=1}^p \|\hat{\boldsymbol{\theta}}_j\|_1. \quad (20)$$

To bound $\|\hat{\mathbf{\Omega}}\|_1$, we bound $\|\hat{\boldsymbol{\theta}}_j\|_1$ and $\|(\hat{\mathbf{\Theta}}\hat{\mathbf{\Sigma}} - \mathbf{I})\hat{\boldsymbol{\theta}}_j^T\|_1$ separately. First,

$$\|\hat{\boldsymbol{\theta}}_j\|_1 \leq \|\hat{\boldsymbol{\theta}}_j - \boldsymbol{\theta}_j\|_1 + \|\boldsymbol{\theta}_j\|_1.$$

By Theorem 2.4 of [van de Geer et al. \(2014\)](#), $\|\hat{\boldsymbol{\theta}}_j - \boldsymbol{\theta}_j\|_1 = O_p(s_j \lambda_j)$. By Cauchy-Schwartz inequality, $\|\boldsymbol{\theta}_j\|_1 \leq \sqrt{s_j} \|\boldsymbol{\theta}_j\|_2$, and from the discussion in paragraph 5 on page 1178 of [van de Geer et al. \(2014\)](#), we see $\|\boldsymbol{\theta}_j\|_2 \leq C_{\min}^{-2} = O(1)$. Since $s_j \lambda_j \ll \sqrt{s_j}$, then

$$\|\hat{\boldsymbol{\theta}}_j\|_1 \leq O_P(\sqrt{s_j}). \quad (21)$$

Next consider $\|(\hat{\mathbf{\Theta}}\hat{\mathbf{\Sigma}} - \mathbf{I})\hat{\boldsymbol{\theta}}_j^T\|_1$ for any $j = 1, \dots, p$. By [Lemma 2](#), we have $\|\hat{\mathbf{\Theta}}\hat{\mathbf{\Sigma}} - \mathbf{I}\|_{\infty} = O_P(\lambda_1)$. This, together with (21), gives

$$\|(\hat{\mathbf{\Theta}}\hat{\mathbf{\Sigma}} - \mathbf{I})\hat{\boldsymbol{\theta}}_j^T\|_1 \leq p \|\hat{\mathbf{\Theta}}\hat{\mathbf{\Sigma}} - \mathbf{I}\|_{\infty} \|\hat{\boldsymbol{\theta}}_j\|_1 = O_P(p \lambda_j) O_P(\sqrt{s_j}) = O_P(p \lambda_j \sqrt{s_j}). \quad (22)$$

Combing (21) and (22) with (20) gives

$$\|\hat{\boldsymbol{\Omega}}\|_1 = O_P(p^2 \lambda_j \sqrt{s_j}) + O_P(p \sqrt{s_j}) = O_P(p^2 \lambda_j \sqrt{s_j}).$$

Since λ_j 's are of the same order by assumption A2), we have $p^{-2} \|\sigma^2 \hat{\boldsymbol{\Omega}}\|_1 = O_P(\lambda_1 \sqrt{s_{\max}})$, which is the first part of (19).

By Lemma 2, $\|\sigma^2 \hat{\boldsymbol{\Omega}}\|_1 = O(\|\hat{\mathbf{K}}\|_1)$ and the second part of (19) holds. This completes the proof. \square

Lemma 4. *Assume A1) to A3). Then*

$$|E(\bar{V}_{\mathbf{z}}(t)) - E(\bar{V}_{\tilde{\mathbf{w}}}(t))| = o_P(1) \quad \text{and} \quad |\bar{V}_{\mathbf{z}}(t) - \bar{V}_{\tilde{\mathbf{w}}}(t)| = o_P(1). \quad (23)$$

Further, $\text{Var}(\bar{V}_{\mathbf{z}}(t)) - \text{Var}(\bar{V}_{\tilde{\mathbf{w}}}(t)) = o_P(1)$.

Proof. For $i \in I_0$, let $F_{p,i}$ be CDF of z_i and $\Phi_{p,i}$ that of w'_i . Note that $\beta_i = 0$ for all $i \in I_0$ and that each w'_i has unit variance conditional on $\hat{\boldsymbol{\Omega}}$. Recall $\boldsymbol{\Theta} = \boldsymbol{\Sigma}^{-1}$. By Lemma 2, $\|\hat{\boldsymbol{\Omega}} - \boldsymbol{\Theta}\|_{\infty} = o_P(1)$. So, with probability approaching to 1, $\tilde{\mathbf{w}}$ has a nondegenerate multivariate Normal (MVN) distribution, and $\Phi_{p,i}$ is absolutely continuous with respect to the Lebesgue measure on \mathbb{R} for any $1 \leq i < j \leq p$. Further, $\|\boldsymbol{\delta}'\|_{\infty} = o_P(1)$ in view of Lemma 1 and Lemma 2. Therefore, for any $x \in \mathbb{R}$,

$$\max_{i \in I_0} |F_{p,i}(x) - \Phi_{p,i}(x)| = o_P(1). \quad (24)$$

Let $F_{p,i,j}$ be the joint CDF of (z_i, z_j) and $\Phi_{p,i,j}$ that of (w'_i, w'_j) for each distinct pair of i and j . Then, for any $x, y \in \mathbb{R}$, we have

$$\max_{i \neq j; i, j \in I_0} |F_{p,i,j}(x, y) - \Phi_{p,i,j}(x, y)| = o_P(1). \quad (25)$$

Therefore, by (24), the first equality in (23) holds. Let

$$\zeta_p(t) = \max_{i \in I_0} \left| \mathbf{1}_{\{|z_i| \leq t\}} - \mathbf{1}_{\{|w'_i| \leq t\}} \right|.$$

Then (24) implies $\zeta_p(t) = o_P(1)$, and the second equality in (23) holds.

Now we show the last claim. Clearly,

$$\text{Var}(\bar{V}_{\mathbf{z}}(t)) = \frac{1}{p_0^2} \sum_{j \in I_0} \text{Var}(\mathbf{1}_{\{|w'_j - \delta'_j| > t\}}) + \frac{1}{p_0^2} \sum_{i \neq j; i, j \in I_0} \text{Cov}(\mathbf{1}_{\{|w'_i - \delta'_i| > t\}}, \mathbf{1}_{\{|w'_j - \delta'_j| > t\}})$$

and the first summand in the above identity is $o(1)$ when $p_0 \rightarrow \infty$. However, (24) and (25) imply that

$$\max_{i \neq j; i, j \in I_0} \left| \text{Cov}(\mathbf{1}_{\{|w'_i - \delta'_i| > t\}}, \mathbf{1}_{\{|w'_j - \delta'_j| > t\}}) - \text{Cov}(\mathbf{1}_{\{|w'_i| > t\}}, \mathbf{1}_{\{|w'_j| > t\}}) \right| = o_P(1).$$

Thus, $\text{Var}(\bar{V}_{\mathbf{z}}(t)) - \text{Var}(\bar{V}_{\tilde{\mathbf{w}}}(t)) = o_P(1)$. This completes the proof. \square

A.2 Proof of **Theorem 1**

Recall $\sqrt{n}(\hat{\mathbf{b}} - \boldsymbol{\beta}) = \mathbf{w} - \boldsymbol{\delta}$, where $\mathbf{w} | \mathbf{X} \sim \mathcal{N}_p(0, \sigma^2 \hat{\boldsymbol{\Omega}})$. Let $\mu_j = \frac{\sqrt{n}\beta_j}{\sigma\sqrt{\hat{\Omega}_{jj}}}$, $w'_j = \frac{w_j}{\sigma\sqrt{\hat{\Omega}_{jj}}}$ and $\delta'_j = \frac{\delta_j}{\sigma\sqrt{\hat{\Omega}_{jj}}}$ for each j . Then

$$z_j = \mu_j + w'_j - \delta'_j \quad (26)$$

and each w'_j has unit variance. Set $\tilde{\mathbf{w}} = (w'_1, \dots, w'_p)^T$ and $\boldsymbol{\delta}' = (\delta'_1, \dots, \delta'_p)^T$.

By **Lemma 2**, $\|\boldsymbol{\delta}'\|_\infty \leq (\sigma\sqrt{C_{\min}})^{-1} \|\boldsymbol{\delta}\|_\infty$ with probability tending to 1. So, **Lemma 1** implies

$$P\left(\|\boldsymbol{\delta}'\|_\infty > (\sigma\sqrt{C_{\min}})^{-1} B_p(s_0, n, \boldsymbol{\Sigma})\right) \rightarrow 0, \quad (27)$$

where we recall

$$B_p(s_0, n, \boldsymbol{\Sigma}) = c' \rho \sigma \sqrt{\frac{s_0}{n}} \log p + c' \sigma \min\{s_0, s_{\max}\} \frac{\log p}{\sqrt{n}}.$$

For simplicity, we will denote $B_p(s_0, n, \boldsymbol{\Sigma})$ by B_p .

Now we break the rest of the proof into two steps: bounding $\max_{j \in I_0} |w'_j - \delta'_j|$ from above and bounding $\min_{i \in S_0} |\mu_j + w'_j - \delta'_j|$ from below.

Step 1: bounding $\max_{j \in I_0} |w'_j - \delta'_j|$ from above. Recall $C_p = \log(p^2/2\pi) + \log \log(p^2/2\pi)$ and let

$$Q_p = C_p + 2\mathcal{G}, \quad (28)$$

where \mathcal{G} is an exponential random variable with expectation 1. From Theorem 3.3 of [Hartigan \(2014\)](#), we obtain

$$\max_{j \in I_0} |w'_j|^2 \leq Q_{p_0} \quad (29)$$

with probability tending to 1 as $p_0 \rightarrow \infty$. This, together with (27), implies

$$\max_{j \in I_0} |w'_j - \delta'_j| \leq \sqrt{Q_{p_0}} + (\sigma\sqrt{C_{\min}})^{-1} B_p \quad (30)$$

with probability tending to 1 as $p_0 \rightarrow \infty$.

Step 2: bounding $\min_{i \in S_0} |\mu_j + w'_j - \delta'_j|$ from below. Applying Theorem 3.3 of [Hartigan \(2014\)](#) to $\max_{j \in S_0} |w'_j|$ and noticing $s_0 \leq p_0$, we obtain

$$\max_{j \in S_0} |w'_j| \leq \sqrt{Q_{s_0}} \leq \sqrt{Q_{p_0}} \quad (31)$$

with probability tending to 1 as $s_0 \rightarrow \infty$. So, (27) and (31) imply

$$\min_{j \in S_0} |\mu_j + w'_j - \delta'_j| \geq \min_{j \in S_0} |\mu_j| - \sqrt{Q_{p_0}} - (\sigma\sqrt{C_{\min}})^{-1} B_p \quad (32)$$

with probability tending to 1 as $s_0 \rightarrow \infty$.

Finally, we show the separation between the relative predictors and irrelevant ones. Consider the probability:

$$\begin{aligned} & P(\min_{j \in S_0} |\mu_j| - \sqrt{Q_{p_0}} - (\sigma \sqrt{C_{\min}})^{-1} B_p \leq \sqrt{Q_{p_0}} + (\sigma \sqrt{C_{\min}})^{-1} B_p) \\ &= P(\sqrt{Q_{p_0}} \geq 2^{-1} \min_{j \in S_0} |\mu_j| - (\sigma \sqrt{C_{\min}})^{-1} B_p) \\ &= P(\sqrt{C_p} + 2\mathcal{G} \geq 2^{-1} \min_{j \in S_0} |\mu_j| - (\sigma \sqrt{C_{\min}})^{-1} B_p). \end{aligned}$$

Then, the above probability converges to 0 as $s_0 \rightarrow \infty$ if

$$2^{-1} \min_{j \in S_0} |\mu_j| - (\sigma \sqrt{C_{\min}})^{-1} B_p \geq (1+a) \sqrt{C_p}$$

for some constant $a > 0$, for which the last inequality holds when

$$\min_{j \in S_0} |\beta_j| \geq 2n^{-1/2} \left(\sqrt{C_{\min}^{-1} C_{\max}} B_p(s_0, n, \mathbf{\Sigma}) + \sigma \sqrt{C_{\max}} (1+a) \sqrt{C_{p_0}} \right).$$

This completes the proof.

A.3 Proof of Theorem 2

By (7), i.e., $\sqrt{n}(\hat{\mathbf{b}} - \boldsymbol{\beta}) = \mathbf{w} - \boldsymbol{\delta}$, we have

$$\|\hat{\mathbf{b}} - \boldsymbol{\beta}\|_{\infty} \leq n^{-1/2} \|\mathbf{w}\|_{\infty} + n^{-1/2} \|\boldsymbol{\delta}\|_{\infty}, \quad (33)$$

where

$$n^{-1/2} \|\boldsymbol{\delta}\|_{\infty} = \|(\hat{\boldsymbol{\Theta}} \hat{\boldsymbol{\Sigma}} - \mathbf{I})(\hat{\boldsymbol{\beta}} - \boldsymbol{\beta})\|_{\infty} \leq \|\hat{\boldsymbol{\Theta}} \hat{\boldsymbol{\Sigma}} - \mathbf{I}\|_{\infty} \|\hat{\boldsymbol{\beta}} - \boldsymbol{\beta}\|_1 \leq C \sqrt{\log p/n} \|\hat{\boldsymbol{\beta}} - \boldsymbol{\beta}\|_1$$

with probability tending to 1 as implied by Lemma 2. By the definitions of $s(\hat{\boldsymbol{\beta}})$ and $l(\hat{\boldsymbol{\beta}})$, we have

$$\|\hat{\boldsymbol{\beta}} - \boldsymbol{\beta}\|_1 \leq l(\hat{\boldsymbol{\beta}}) \cdot \|\hat{\boldsymbol{\beta}} - \boldsymbol{\beta}\|_{\infty} + [s(\hat{\boldsymbol{\beta}}) - l(\hat{\boldsymbol{\beta}})] \cdot s^{-1}(\hat{\boldsymbol{\beta}}) \sqrt{n/\log p} \|\hat{\boldsymbol{\beta}} - \boldsymbol{\beta}\|_{\infty}.$$

So,

$$n^{-1/2} \|\boldsymbol{\delta}\|_{\infty} \leq C \sqrt{\log p/n} \cdot l(\hat{\boldsymbol{\beta}}) \cdot \|\hat{\boldsymbol{\beta}} - \boldsymbol{\beta}\|_{\infty} + C/\sqrt{\log p} \cdot \|\hat{\boldsymbol{\beta}} - \boldsymbol{\beta}\|_{\infty}$$

with probability tending to 1. Therefore, with condition (14), we have with probability tending to 1

$$n^{-1/2} \|\boldsymbol{\delta}\|_{\infty} \ll \|\hat{\boldsymbol{\beta}} - \boldsymbol{\beta}\|_{\infty}. \quad (34)$$

On the other hand, from Theorem 3.3 of Hartigan (2014) for dependent Gaussian variables, we

have

$$n^{-1/2}\|\mathbf{w}\|_\infty = O_p(\sqrt{\log p/n}).$$

Further, under the condition $s_0 \gg n/\log p$, the probability of successful support recover of Lasso converges to zero (Wainwright, 2009). Consequently, both $\|\hat{\boldsymbol{\beta}} - \boldsymbol{\beta}\|_\infty \gg \sqrt{\log p/n}$ and

$$n^{-1/2}\|\mathbf{w}\|_\infty \ll \|\hat{\boldsymbol{\beta}} - \boldsymbol{\beta}\|_\infty \quad (35)$$

with probability tending to 1. Summing up (33) to (35) gives the claim. This completes the proof.

A.4 WLLN for multiple testing based on the pivotal statistic

From Lemma 3, we can obtain a “weak law of large numbers (WLLN)” for $\{\bar{R}_{\bar{\mathbf{w}}}(t)\}_{p \geq 1}$ and $\{\bar{V}_{\bar{\mathbf{w}}}(t)\}_{p \geq 1}$. To achieve this, we need some facts on Hermite polynomials and Mehler expansion since they will be critical to proving Lemma 5. Let $\phi(x) = (2\pi)^{-1/2} \exp(-x^2/2)$ and

$$f_\rho(x, y) = \frac{1}{2\pi\sqrt{1-\rho^2}} \exp\left(-\frac{x^2 + y^2 - 2\rho xy}{2(1-\rho^2)}\right)$$

for $\rho \in (-1, 1)$. For a nonnegative integer k , let $H_k(x) = (-1)^k \frac{1}{\phi(x)} \frac{d^k}{dx^k} \phi(x)$ be the k th Hermite polynomial; see Feller (1971) for such a definition. Then Mehler’s expansion (Mehler, 1866) gives

$$f_\rho(x, y) = \left(1 + \sum_{k=1}^{\infty} \frac{\rho^k}{k!} H_k(x) H_k(y)\right) \phi(x) \phi(y). \quad (36)$$

Further, Lemma 3.1 of Chen and Doerge (2016) asserts

$$\left|e^{-y^2/2} H_k(y)\right| \leq C_0 \sqrt{k!} k^{-1/12} e^{-y^2/4} \quad \text{for any } y \in \mathbb{R} \quad (37)$$

for some constant $C_0 > 0$.

With the above preparations, we have:

Lemma 5. *Assume A1) and A2). Then*

$$\text{Var}(\bar{R}_{\bar{\mathbf{w}}}(t)) = O_P(\max\{p^{-1}, \lambda_1 \sqrt{s_{\max}}\}); \quad \text{Var}(\bar{V}_{\bar{\mathbf{w}}}(t)) = O_P(\max\{p_0^{-1}, \lambda_1 \sqrt{s_{\max}}\}). \quad (38)$$

If in addition assumption A3) is valid, then

$$|\bar{R}_{\bar{\mathbf{w}}}(t) - E(\bar{R}_{\bar{\mathbf{w}}}(t))| = o_P(1) \quad \text{and} \quad |\bar{V}_{\bar{\mathbf{w}}}(t) - E(\bar{V}_{\bar{\mathbf{w}}}(t))| = o_P(1). \quad (39)$$

Proof. Let ρ_{ij} be the correlation between w'_i and w'_j for $i \neq j$. Define sets

$$\begin{cases} B_{1,p} = \{(i, j) : 1 \leq i, j \leq p, i \neq j, |\rho_{ij}| < 1\}, \\ B_{2,p} = \{(i, j) : 1 \leq i, j \leq p, i \neq j, |\rho_{ij}| = 1\}. \end{cases} \quad (40)$$

Namely, $B_{2,p}$ is the set of distinct pair (i, j) such that w'_i and w'_j are linearly dependent. Let $C_{\tilde{\mathbf{w}},ij} = Cov\left(1_{\{|w'_i|\leq t\}}, 1_{\{|w'_j|\leq t\}}\right)$ for $i \neq j$. Then

$$Var(\bar{R}_{\tilde{\mathbf{w}}}(t)) = p^{-2} \sum_{j=1}^p Var\left(1_{\{|w'_j|\leq t\}}\right) + p^{-2} \sum_{(i,j) \in B_{1,p}} C_{\tilde{\mathbf{w}},ij} + p^{-2} \sum_{(i,j) \in B_{2,p}} C_{\tilde{\mathbf{w}},ij}. \quad (41)$$

Since

$$p^{-2} \sum_{(i,j) \in B_{2,p}} |C_{\tilde{\mathbf{w}},ij}| = O(p^{-2}|B_{2,p}|) = O(p^{-2}\|\hat{\mathbf{K}}\|_1)$$

and

$$p^{-2} \sum_{j=1}^p Var\left(1_{\{|w'_j|\leq t\}}\right) = O(p^{-1}),$$

(41) becomes

$$Var(\bar{R}_{\tilde{\mathbf{w}}}(t)) = O(p^{-1}) + O(p^{-2}\|\hat{\mathbf{K}}\|_1) + p^{-2} \sum_{(i,j) \in B_{1,p}} C_{\tilde{\mathbf{w}},ij}. \quad (42)$$

Consider the last term on the right hand side of (42). Define $c_{1,i} = -t$ and $c_{2,i} = t$. Fix a pair of (i, j) such that $i \neq j$ and $|\rho_{ij}| \neq 1$. Since $C_{\tilde{\mathbf{w}},ij}$ is finite and the series in Mehler's expansion in (36) as a trivariate function of (x, y, ρ) is uniformly convergent on each compact set of $\mathbb{R} \times \mathbb{R} \times (-1, 1)$ as justified by Watson (1933), we can interchange the order the summation and integration and obtain

$$\begin{aligned} C_{\tilde{\mathbf{w}},ij} &= \int_{c_{1,i}}^{c_{2,i}} \int_{c_{1,j}}^{c_{2,j}} f_{\rho_{ij}}(x, y) dx dy - \int_{c_{1,i}}^{c_{2,i}} \phi(x) dx \int_{c_{1,j}}^{c_{2,j}} \phi(y) dy \\ &= \sum_{k=1}^{\infty} \frac{\rho_{ij}^k}{k!} \int_{c_{1,i}}^{c_{2,i}} H_k(x) \phi(x) dx \int_{c_{1,j}}^{c_{2,j}} H_k(y) \phi(y) dy. \end{aligned}$$

Since $H_{k-1}(x) \phi(x) = \int_{-\infty}^x H_k(y) \phi(y) dy$ for $x \in \mathbb{R}$, then

$$C_{\tilde{\mathbf{w}},ij} = \sum_{k=1}^{\infty} \frac{\rho_{ij}^k}{k!} [H_{k-1}(c_{2,i}) \phi(c_{2,i}) - H_{k-1}(c_{1,i}) \phi(c_{1,i})] [H_{k-1}(c_{2,j}) \phi(c_{2,j}) - H_{k-1}(c_{1,j}) \phi(c_{1,j})].$$

Therefore,

$$\left| p^{-2} \sum_{(i,j) \in B_{1,p}} C_{\tilde{\mathbf{w}},ij} \right| \leq \sum_{l,l' \in \{1,2\}} \Psi_{p,l,l'}^*, \quad (43)$$

where

$$\Psi_{p,l,l'}^* = p^{-2} \sum_{1 \leq i < j \leq p} \sum_{k=1}^{\infty} \frac{|\rho_{ij}|^k}{k!} |H_{k-1}(c_{l,i}) \phi(c_{l,i}) H_{k-1}(c_{l',j}) \phi(c_{l',j})|$$

for $l, l' \in \{1, 2\}$. For any fixed pair (l, l') , inequality (37) implies

$$\Psi_{p,l,l'}^* \leq p^{-2} \sum_{1 \leq i < j \leq p} |\rho_{ij}| \sum_{k=1}^{\infty} k^{-7/6} |\rho_{ij}|^{k-1} \exp(-c_{l,i}^2/4) \exp(-c_{l',j}^2/4).$$

So,

$$\Psi_{p,l,l'}^* \leq p^{-2} \sum_{1 \leq i < j \leq p} |\rho_{ij}| = O(p^{-2} \|\hat{\mathbf{K}}\|_1), \quad (44)$$

which, together with (44), implies

$$\left| p^{-2} \sum_{(i,j) \in B_{1,p}} C_{\tilde{\mathbf{w}},ij} \right| = O\left(p^{-2} \|\hat{\mathbf{K}}\|_1\right). \quad (45)$$

Combing (42) and (45) with the result $\|p^{-2} \hat{\mathbf{K}}\|_1 = O_P(\lambda_1 \sqrt{s_{\max}})$ from Lemma 3 gives

$$\text{Var}(\bar{R}_{\tilde{\mathbf{w}}}(t)) = O(p^{-1}) + O_P(\lambda_1 \sqrt{s_{\max}}). \quad (46)$$

By restricting the expansion on the right hand side of (41) to the index set $(i, j) \in I_0 \times I_0$ for $i \neq j$ and to I_0 for j , changing p there into p_0 , and following almost identical arguments that lead to (46), we see that $\text{Var}(\bar{V}_{\tilde{\mathbf{w}}}(t)) = O(p_0^{-1}) + O_P(\lambda_1 \sqrt{s_{\max}})$. Therefore, (38) holds. Finally, applying Chebyshev inequality to $\bar{R}_{\tilde{\mathbf{w}}}(t)$ and $\bar{V}_{\tilde{\mathbf{w}}}(t)$ with the bounds in (38) gives (39). This completes the proof. \square

A.5 Proof of Theorem 3

Recall the decomposition of z_j in (26), $R_{\mathbf{z}}(t) = \sum_{j=1}^p 1_{\{|z_j| > t\}}$, and $V_{\mathbf{z}}(t) = \sum_{j \in I_0} 1_{\{|z_j| > t\}}$. Define $R_{\tilde{\mathbf{w}}}(t) = \sum_{j=1}^p 1_{\{|w'_j| > t\}}$ and $V_{\tilde{\mathbf{w}}}(t) = \sum_{j \in I_0} 1_{\{|w'_j| > t\}}$. Further, define the following averages:

$$\bar{R}_{\mathbf{z}}(t) = p^{-1} R_{\mathbf{z}}(t); \quad \bar{R}_{\tilde{\mathbf{w}}}(t) = p^{-1} R_{\tilde{\mathbf{w}}}(t); \quad \bar{V}_{\mathbf{z}}(t) = p_0^{-1} V_{\mathbf{z}}(t); \quad \bar{V}_{\tilde{\mathbf{w}}}(t) = p_0^{-1} V_{\tilde{\mathbf{w}}}(t).$$

From Lemma 4 and Lemma 5, we have $|\bar{V}_{\mathbf{z}}(t) - \bar{V}_{\tilde{\mathbf{w}}}(t)| = o_P(1)$ and $|\bar{V}_{\tilde{\mathbf{w}}}(t) - E(\bar{V}_{\tilde{\mathbf{w}}}(t))| = o_P(1)$. So,

$$|\bar{V}_{\mathbf{z}}(t) - E(\bar{V}_{\tilde{\mathbf{w}}}(t))| = o_P(1). \quad (47)$$

Next, we show that $\bar{R}_{\mathbf{z}}(t)$ is bounded away from 0 uniformly in p with probability tending to 1. By their definitions, $\bar{R}_{\mathbf{z}}(t) \geq (p^{-1} p_0) \bar{V}_{\mathbf{z}}(t)$ almost surely, and $p^{-1} p_0$ is uniformly bounded in p from below by a positive constant π_* . Then

$$P(\bar{R}_{\mathbf{z}}(t) > 2^{-1} \pi_* E(\bar{V}_{\tilde{\mathbf{w}}}(t))) \rightarrow 1,$$

where $E(\bar{V}_{\bar{\mathbf{w}}}(t)) = 2p_0^{-1} \sum_{j \in I_0} \Phi(-t) = 2\Phi(-t)$. Therefore,

$$P(\bar{R}_{\mathbf{z}}(t) > \pi_* \Phi(-t)) \rightarrow 1. \quad (48)$$

Combining (47) and (48) gives

$$\left| \frac{V_{\mathbf{z}}(t)}{R_{\mathbf{z}}(t)} - \frac{E(V_{\bar{\mathbf{w}}}(t))}{R_{\mathbf{z}}(t)} \right| = o_P(1),$$

and the result in (17) follows since $p - p_0 = s_0$ and $s_0/p = o(1)$. This completes the proof.

A.6 Proof of Corollary 1

By (48), $\bar{R}_{\mathbf{z}}(t)$ is bounded away from 0 uniformly in p with probability tending to 1. So, it suffices to show

$$\frac{E(V_{\bar{\mathbf{w}}}(t))}{R_{\mathbf{z}}(t)} - \frac{E(V_{\mathbf{z}}(t))}{E(R_{\mathbf{z}}(t))} = o_P(1). \quad (49)$$

Since $E(\bar{V}_{\mathbf{z}}(t)) - E(\bar{V}_{\bar{\mathbf{w}}}(t)) = o_P(1)$ from Lemma 4. So, (49) follows once we show

$$\bar{R}_{\mathbf{z}}(t) - E(\bar{R}_{\mathbf{z}}(t)) = o_P(1). \quad (50)$$

To this end, we only need to show $\text{Var}(\bar{R}_{\mathbf{z}}(t)) = o_P(1)$, which implies (50).

Observe

$$\bar{R}_{\mathbf{z}}(t) = \frac{p_0}{p} \bar{V}_{\mathbf{z}}(t) + \frac{s_0}{p} \frac{1}{s_0} \sum_{j \in S_0} 1_{\{|w'_j - \delta'_j + \sqrt{n}\beta_j| > t\}} \quad (51)$$

and $s_0/p = o(1)$, we see that the second summand in (51) converges almost surely to 0 and that $\text{Var}(\bar{R}_{\mathbf{z}}(t)) - \text{Var}(\bar{V}_{\mathbf{z}}(t)) = o_P(1)$. From Lemma 4 and Lemma 5, we have $\text{Var}(\bar{V}_{\mathbf{z}}(t)) - \text{Var}(\bar{V}_{\bar{\mathbf{w}}}(t)) = o_P(1)$ and $\text{Var}(\bar{V}_{\bar{\mathbf{w}}}(t)) = o_P(1)$. Therefore, $\text{Var}(\bar{R}_{\mathbf{z}}(t)) = o_P(1)$. This completes the proof.

References

- Barber, R. F. and E. J. Candès (2015). Controlling the false discovery rate via knockoffs. *Ann. Statist.* 43(5), 2055–2085.
- Benjamini, Y. and Y. Hochberg (1995). Controlling the false discovery rate: a practical and powerful approach to multiple testing. *J. R. Statist. Soc. Ser. B* 57(1), 289–300.
- Bickel, P. J., Y. Ritov, and A. B. Tsybakov (2009). Simultaneous analysis of lasso and dantzig selector. *Ann. Statist.* 37(4), 1705–1732.
- Bogdan, M., E. van den Berg, C. Sabatti, W. Su, and E. Candès (2015). SLOPE — adaptive variable selection via convex optimization. *Ann. Appl. Stat.* 9(3), 1103–1140.

- Bühlmann, P. (2013). Statistical significance in high-dimensional linear models. *Bernoulli* 19(4), 1212–1242.
- Bühlmann, P., K. Kalisch, and L. Meier (2014). High-dimensional statistics with a view toward applications in biology. *Annu Rev Stat Appl.* 1, 255–278.
- Bühlmann, P. and S. van de Geer (2011). *Statistics for High-Dimensional Data Methods, Theory and Applications*. Springer.
- Cai, T., W. Liu, and H. Zhou (2016). Estimating sparse precision matrix: Optimal rates of convergence and adaptive estimation. *Ann. Statist.* 44(2), 455–488.
- Chen, X. and R. Doerge (2016). A strong law of larger numbers related to multiple testing normal means. <http://arxiv.org/abs/1410.4276v3>.
- Efron, B. (2007). Correlation and large-scale simultaneous significance testing. *J. Amer. Statist. Assoc.* 102(477), 93–103.
- Fan, J., X. Han, and W. Gu (2012). Estimating false discovery proportion under arbitrary covariance dependence. *J. Amer. Statist. Assoc.* 107(499), 1019–1035.
- Feller, W. (1971). *An Introduction to Probability Theory and its Applications*, Volume II. Wiley, New York, NY.
- Friguet, C., M. Kloareg, and D. Causeur (2009). A factor model approach to multiple testing under dependence. *J. Amer. Statist. Assoc.* 104, 1406–1415.
- Genovese, C. and L. Wasserman (2002). Operating characteristics and extensions of the false discovery rate procedure. *J. R. Statist. Soc. Ser. B* 64(3), 499–517.
- G’sell, M., S. Wager, A. Chouldechova, and R. Tibshirani (2016). Sequential selection procedures and false discovery rate control. *J. R. Statist. Soc. Ser. B* 78(2), 423–444.
- Hartigan, J. A. (2014). Bounding the maximum of dependent random variables. *Electron. J. Statist.* 8(2), 3126–3140.
- Javanmard, A. and A. Montanari (2016). De-biasing the lasso: Optimal sample size for Gaussian designs. <https://arxiv.org/abs/1508.02757>.
- Ji, P. and Z. Zhao (2014). Rate optimal multiple testing procedure in high-dimensional regression. *Preprint arXiv:1404.2961*.
- Lederer, J. and C. L. Muller (2015). Don’t fall for tuning parameters: tuning-free variable selection in high dimensions with the trex. *AAAI’15 Proceedings of the Twenty-Ninth AAAI Conference on Artificial Intelligence*, 2729–2735.

- Lee, J., D. Sun, Y. Sun, and J. Taylor (2016). Exact post-selection inference, with application to the lasso. *Ann. Statist.* *44*(3), 907–927.
- Lockhart, R., J. Taylor, R. Tibshirani, and R. Tibshirani (2014). A significance test for the lasso. *Ann. Statist.* *42*(2), 413–468.
- Mehler, G. F. (1866). Ueber die entwicklung einer funktion von beliebig vielen variablen nach laplaceschen funktionen hoerer ordnung. *J. Reine Angew. Math.* *66*, 161–176.
- Meinshausen, N. and P. Bühlmann (2006). High-dimensional graphs and variable selection with the Lasso. *Ann. Statist.* *34*(3), 1436–1462.
- Meinshausen, N. and P. Bühlmann (2006). High-dimensional graphs and variable selection with the Lasso. *Ann. Statist.* *34*(3), 1436–1462.
- Meinshausen, N., M. L., and P. Bühlmann (2009). p-values for high-dimensional regression. *J. Amer. Statist. Assoc.* *104*(488), 1671–1681.
- Su, W. and E. Candés (2016). Slope is adaptive to unknown sparsity and asymptotically minimax. *Ann. Statist.* *44*, 1038–1068.
- Su, W., B. M., and E. Candès (2017). False discoveries occur early on the lasso path. *Ann. Statist. To appear.*
- Sun, W. and T. T. Cai (2007). Oracle and adaptive compound decision rules for false discovery rate control. *J. Amer. Statist. Assoc.* *102*(479), 901–912.
- Tibshirani, R. (1996). Regression shrinkage and selection via the Lasso. *J. R. Statist. Soc. Ser. B* *58*(1), 267–288.
- van de Geer, S., P. Bühlmann, Y. Ritov, and R. Dezeure (2014). On asymptotically optimal confidence regions and tests for high-dimensional models. *Ann. Statist.* *42*(3), 1166–1202.
- Wainwright, M. (2009). Sharp thresholds for high-dimensional and noisy sparsity recovery using ℓ_1 -constrained quadratic programming (lasso). *IEEE Transactions on Information Theory* *55*(5), 2183–2202.
- Wasserman, L. and K. Roeder (2009). High-dimensional variable selection. *Ann. Statist.* *37*(5A), 2178–2201.
- Watson, G. N. (1933). Notes on generating functions of polynomials: (2) hermite polynomials. *J. Lond. Math. Soc.* *s1-8*(3), 194–199.
- Zhang, C.-H. and S. S. Zhang (2014). Confidence intervals for low dimensional parameters in high dimensional linear models. *J. R. Statist. Soc. Ser. B* *76*(1), 217–242.

- Zhang, X. and G. Cheng (2016). Simultaneous inference for high-dimensional linear models. *J. Amer. Statist. Assoc.* 112(518), 757–768.
- Zhao, P. and B. Yu (2006). On model selection consistency of Lasso. *J. Mach. Learn. Res.* 7, 2541–2563.