

\mathcal{G} -Distillation: Reducing Overconfident Errors on Novel Samples

Zhizhong Li, Derek Hoiem

Department of Computer Science,
University of Illinois Urbana Champaign
{zli115,dhoiem}@illinois.edu

Abstract. Counter to the intuition that unfamiliarity should lead to lack of confidence, current algorithms often make highly confident yet wrong predictions when faced with unexpected test samples from an unknown distribution different from training. Unlike all domain adaptation methods, we cannot gather an “unexpected dataset” prior to test. We propose a simple solution that reduces overconfident errors of samples from an unknown novel distribution without increasing evaluation time: train an ensemble of classifiers and then distill into a single model using both labeled and unlabeled examples. Experimentally, we investigate the overconfidence problem and evaluate our solution by creating “familiar” and “novel” test splits, where “familiar” are identically distributed with training and “novel” are not. We show that our solution yields more appropriate prediction confidences, on familiar and novel data, compared to single models and ensembles distilled on training data only. For example, we reduce confident errors in gender recognition by 94% on demographic groups different from the training data.

Keywords: Machine learning safety, confidence, overconfidence, unknown domain, novel distribution, generalization, distillation, ensemble

1 Introduction

Would you ride in a self-driving car with a 99.9% accurate vision system? It probably depends on how well the car copes with the 0.1% mistakes. Our trust in a system depends on its ability to avoid confident errors.

In machine learning and computer vision, the i.i.d. assumption, that training and test sets are sampled from the same distribution (henceforth “familiar” distribution), is so prevalent as to be left unwritten. In experiments, it is easy to satisfy the i.i.d. condition by randomly sampling training and test data from a single pool, such as faces of employees. But in real-life applications, test samples are often sampled differently (e.g., faces of typical internet users) and may not be well-represented at all by the training samples. Worse, such samples may differ from training in both expected and unexpected ways, and gathering all unexpected data becomes unviable. When a trained model labeled a person as a gorilla [48], the public trust in that system was reduced. When a driving vision system confidently mistook a tractor trailer [46], a person died. Scholars that




Fig. 1. Deep networks often make highly confident mistakes when samples are drawn from outside the distribution observed during training. Shown are example images that have ages, breeds, or species that are not observed during training and are misclassified by a deep network model with high confidence. Our method, to distill an ensemble of networks on both training and unsupervised examples, makes fewer confident errors for novel examples, increasing the reliability of prediction confidence overall.

study the impact of AI on society consider differently distributed samples to be a major risk [44]: “It may be that the distribution the samples actually come from cannot be known, precluding the use of covariate shift and domain adaptation techniques. This is one form of epistemic uncertainty that is quite relevant to safety because training on a dataset from a different distribution can cause much harm.”

In this paper, our aim is to reduce confident errors for samples from a different but unknown distribution (henceforth “novel” distribution). We show that current algorithms (deep networks) are more likely to make highly confident wrong predictions when faced with such novel samples (Figures 1 and 2). The reason is simple: the classification function, such as a deep network, is undefined or loosely regulated for areas of the feature space that are unobserved in training, so the learner may extrapolate wildly without penalty. Multiple learners, however, with different initializations or subsamples of training data may make different predictions on novel data, so ensembles of classifiers tend to be better behaved. But ensembles are slow to evaluate. If we distill [17] an ensemble into a single model using the training data, the distilled classifier will have the original problem of being undefined for novel areas of the feature space. Fortunately, it is often possible to acquire many unlabeled examples, such as faces from a celebrity dataset. By distilling the ensemble on both the training set and on unsupervised examples, we can produce a single model that outperforms, in terms of prediction confidence, single and standard distilled models on both identically and differently distributed samples.

In the following subsections, we discuss related work and their potential drawback in being applied for our goal. We further illustrate our problem and proposal using a toy dataset. We end our introduction with a summary of our method, experiment, and our contributions.

1.1 Related Work

Epistemic uncertainty. The most related works model and reduce epistemic uncertainty (model uncertainty from incomplete knowledge) by estimating and evaluating a set or distribution of models that agree with the training data. The intuition is that on familiar test data, performance is boosted by aggregating outputs; but for novel data, the different models can disagree, indicating a lack of training evidence. In that case, aggregating the outputs results in an appropriately lower confidence.

Bayesian approaches [1,2,16] estimate a distribution of network parameters and produce a Bayesian estimate for likelihood estimate. These methods are usually very computationally intensive [23], limiting their practical application. Gal et al. [10] propose MC-dropout as a discrete approximation of Bayesian networks, adopting the dropout technique for a Monte-Carlo sample of likelihood estimates. They further propose to jointly estimate aleatoric and epistemic uncertainties [21] to increase the performance and quality of uncertainty estimates. Lakshminarayanan et al. [23] propose to instead use an ensemble to emulate a Bayesian network and achieve better performance.

These works investigate reducing uncertainty and improving generalization under i.i.d. assumptions. Our work differs in its focus of producing better confidence estimates for novel samples (differently distributed from training), and our method is much more efficient at test time than MC-dropout or ensembles.

Domain adaptation [34] aims at training on a source domain and improving performance on a slightly different target domain, either through unsupervised data or a small amount of supervised data in the target domain. In our settings, it is unviable to sample a representative “unexpected dataset” prior to test time. The unsupervised samples we use are *not* from the familiar or novel distribution, since we consider the novel distribution to be unknowable in advance.

Domain generalization [29,25,40] is more closely related to our work, aiming to build models that generalize well on a previously unspecified domain, whose distribution can be different from all training domains. Unlike in domain adaptation, the target domain in this case is unknown prior to testing. These models generally build a domain-invariant feature space [29] or a domain-invariant model [40], or factor models into domain-invariant and domain-specific parts [25].

Also related are attribute-based approaches, such as Farhadi et al. [7], who build an attribute classifier that generalizes into novel object categories, similar to our experiment set-up. They select features that are discriminative for an attribute within individual classes to build invariance across object classes. These models all require multiple training domains to learn invariant representations, with the intent to improve robustness to variations in the target domain. In

contrast, our method is concerned only with novel data and does not require multiple training domains.

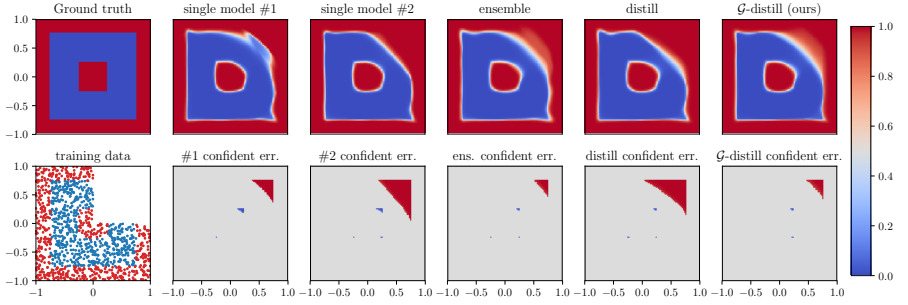
Some methods **refuse to predict** by estimating whether the system is likely to fail and outputting a signal requesting external intervention when necessary. Meta-recognition [39] estimates the performance based on the model output. Rejection options [9,11] estimate the risk of misclassification to determine whether to refuse prediction, usually by looking at how close samples are to decision boundaries. Unlike our work, these works are not concerned with the quality of confidence estimates and do not analyze their rejection ability for samples from novel distributions.

Outlier detection [5,24] and one-class classification [43,22] determine whether a test sample comes from the same distribution as the training data. The downside is that these methods would provide no confidence estimate for rejected samples, even though the models can still provide informative estimates (see our baseline performances on novel samples in Section 4). One could potentially reduce confidence according to the outlier score, uncertainty, or sensitivity to input, but these ideas are not straightforward and are outside the scope of our paper.

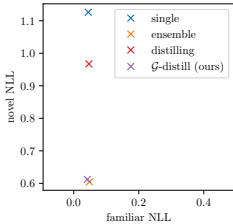
Generalization. Various techniques have been proposed in deep learning literature to minimize the generalization gap, and popular ones include data augmentation, dropout [41], batch normalization [20], and weight decay. Hoffer et al. [18] propose better hyperparameter selection strategies for better generalization. Bagging [3] and other model averaging techniques are also used prior to deep learning. These methods focus on reducing generalization gap between training and validation. They do not address issues with unexpected novel samples and can be used in conjunction with our method.

Theoretical analyses for off-training-set error [38,36] and empirical analysis of generalization for test samples [31] are also available, but these methods measure, rather than reduce, generalization errors.

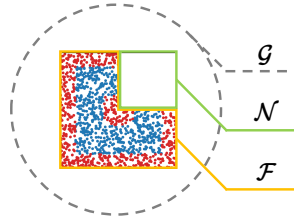
Distilling [17] can be used on unsupervised samples. Radosavovic et al. [35] obtain soft labels on transformed unlabeled data and use them to distill for unsupervised learning. Li and Hoiem [26] extend models to new tasks without retaining old task data, using the new-task examples as unsupervised examples for the old tasks with a distillation loss. Distillation has also been used to reduce sensitivity to adversarial examples that are similar to training examples [32]. Our work differs from all of these in the focus on producing accurate confidences for samples from novel distributions that may differ significantly from those observed in training. **One-shot learning** (e.g. [45]) and **zero-shot learning** (e.g. [47]) aim to build a classifier through one sample or only metadata of the class. They focus on building a new class, while we are focused on generalizing existing classes to novel samples within. **Calibration** methods (e.g. [13]) aim to improve confidence estimates, but since the confidence estimates are learned from familiar samples (i.i.d. with training), risk is not reduced for novel samples.



(a) Visualizations of the 2D feature space of toy dataset “square”. **Column 1:** ground truth design for the entire feature space. We consider the left and lower portions as the “familiar” distribution used for training, and the upper-right as the “novel” distribution in testing. **Column 2, 3:** multiple runs of the network make similar predictions on familiar regions but vary substantially in novel regions where the training data imposes little or no regulation, due to optimization randomness. **Column 4:** an ensemble of 10 such networks can smooth the predictions and reduce confident errors at the sacrifice of test efficiency. **Column 5:** distilling the ensemble using the training samples results in the same irregularities as single models. **Column 6:** we propose to distill the ensemble into a single model using both the labeled training data and unsupervised data. Shown confident errors are where $\mathbb{P}(y \neq y_{gt}|x) > 0.99$ for ground truth y_{gt} .



(b) Negative log likelihood performance on toy dataset “square”



(c) Feature space partitioning: “familiar” \mathcal{F} , “novel” \mathcal{N} , and “general” \mathcal{G} distributions. (see Sections 1, 1.2 and 2)

Fig. 2. This toy experiment illustrates how classifiers (in this case deep networks) can be confidently wrong when attempting to generalize outside the extent of the training data. See Section 1.2 for details, and the appendix for extra toy datasets. Figure best read in color.

1.2 Illustration with toy experiment

To better visualize the problem of confident errors when using single neural networks, we demonstrate the generalization behavior of networks on 2-dimensional feature spaces. We construct toy datasets with input $x \in \mathbb{R}^2$ and define labels $y \in \{0, 1\}$. For each dataset we split the feature space into familiar region \mathcal{F} and novel region \mathcal{N} , train models on \mathcal{F} and evaluate on a densely-sampled mesh-grid divided into \mathcal{F} and \mathcal{N} regions. See Figure 2, column 1 for an illustration of the ground truth and familiar set of our “square” dataset, and the appendix

for additional toy datasets and implementation details. Intuitively, the “square” dataset seems to be easy, and the network may perform well on the novel data, while for harder datasets the network might either perform badly or produce a low-confidence estimation.

Figure 2 shows the results. In the “square” dataset, the networks do not generalize to the novel corner, but rather draw an irregular curve to hallucinate something smoother. As a consequence, the networks become confidently wrong on a significant portion of the dataset. In multiple runs of the optimization, this behavior is consistent, but the exact regions affected are different. The ensemble gives a much smoother result and (appropriately) less confident estimates on the novel region, and the area of confident errors is largely reduced.

Figure 2(b) further shows the negative log likelihood (NLL) performance of each method. While the performance for familiar samples is similar across methods, the NLL for novel samples improves dramatically when using an ensemble. This indicates that the ensemble has a more reliable confidence estimate on novel data.

We further test standard distillation [17] and our method (see Section 2 for notations and definitions) against these baselines. We note that this experiment can only be seen as *an upper bound* of what our method could achieve, because when we sample our unsupervised set from the general distribution in this experiment, we use \mathcal{F} and \mathcal{N} combined for simplicity. In our later experiments on real images, the novel distribution is considered unknown.

Figure 2(b) shows that standard distillation performs not much better than single methods, consistent with our hypothesis that distillation using the familiar samples still results in irregularities on novel data. On the other hand, our method performs much closer to the ensemble. This positive result encourages us to further test our method on datasets with real images.

1.3 Contribution

In contrast with most recent work, we focus on the *confidence of the prediction* rather than only the most likely prediction (accuracy) or the confidence ordering (average precision or ROC). With this focus, we bring attention to an important problem: counter to the intuition that unfamiliarity should lead to lack of confidence, current algorithms often make highly confident yet wrong predictions when faced with test samples from a different distribution. We propose a simple solution that reduces overconfident errors of samples from an unknown novel distribution without increasing evaluation time: train an ensemble of classifiers and then distill into a single model using both labeled and unlabeled examples.

Experimentally, we investigate the problem and evaluate our solution by creating “familiar” and “novel” test splits, where “familiar” are identically distributed with training and “novel” are not. For example, in cat vs. dog classification, the novel examples are from breeds not seen during training, or in gender classification, the novel examples are people that are older or younger than those seen during training. Our evaluation focuses on negative log likelihood (NLL) and the fraction of highly confident predictions that are misclassified (“E99”).

These metrics measure both prediction accuracy and how often confident errors occur. To summarize, our contributions are:

- Draw attention to an important problem of highly confident wrong predictions when samples are drawn from a unknown distribution that is different than training.
- Propose a simple method to reduce such overconfident errors.
- Propose an experimental methodology to study the problem by explicitly creating familiar and novel test splits and measuring performance with NLL and E99.

2 Method

The goal of this paper is to improve confidence estimate of deep models on unseen data. We focus on a classification setting, although our framework could be naturally extended to tasks similar to classification, such as VQA and semantic segmentation. We assume $\mathbb{P}(y|x)$ is the same for familiar and novel distributions where they overlap, but unlike covariate shift, we assume no knowledge of the novel distribution other than what is already in the familiar distribution.

Notations. Denote by $(x_{\mathcal{F}}, y_{\mathcal{F}}) \sim \mathcal{F}$ the familiar data distribution, and F_{tr} the training set, F_{ts} the test set drawn from \mathcal{F} . Further denote by $(x_{\mathcal{N}}, y_{\mathcal{N}}) \sim \mathcal{N}$ a novel data distribution, which satisfies $\mathbb{P}_{\mathcal{F}}(y|x) = \mathbb{P}_{\mathcal{N}}(y|x)$. Denote by N_{ts} the test set drawn from \mathcal{N} . The inputs $x_{\mathcal{F}}$ and $x_{\mathcal{N}}$ may occupy different portions of the entire feature space, with little to no overlap. Later in this section, we introduce and describe a unsupervised distribution $x_{\mathcal{G}} \sim \mathcal{G}$ with training set G_{tr} .

Denote by $\hat{\mathbf{y}}_{\mathcal{F}} = (\hat{y}_{\mathcal{F}}^{(1)}, \dots, \hat{y}_{\mathcal{F}}^{(C)})^{\top}$ and $\tilde{\mathbf{y}}_{\mathcal{F}} = (\tilde{y}_{\mathcal{F}}^{(1)}, \dots, \tilde{y}_{\mathcal{F}}^{(C)})^{\top}$ the probability estimate and the distillation soft labels for $x_{\mathcal{F}}$, respectively. Denote by $\hat{y}_{\mathcal{F}}^{(c)}$ and $\tilde{y}_{\mathcal{F}}^{(c)}$ the modified versions of $\hat{\mathbf{y}}_{\mathcal{F}}$ and $\tilde{\mathbf{y}}_{\mathcal{F}}$ with raised temperature, and denote the temperature by T . We use similar notations $\hat{\mathbf{y}}_{\mathcal{G}}$, $\tilde{\mathbf{y}}_{\mathcal{G}}$ for $x_{\mathcal{G}}$. For losses, denote by \mathcal{L} , \mathcal{L}_{cls} , and \mathcal{L}_{dis} the total loss, classification loss and distillation loss, and by λ_{cls} and λ_{dis} the loss weights.

In our problem setting, the goal is to improve performance and quality of estimation $\mathbb{P}_{\mathcal{N}}(y|x)$. Only F_{tr} (and unsupervised G_{tr}) are provided in training, while F_{ts} and N_{ts} are used in test time. No training sample from \mathcal{N} is ever used, and \mathcal{N} should not have been seen by the model, even during pre-training.

Distillation of an ensemble. We base our method on the original distillation from an ensemble [17], which we briefly summarize. First, train a ensemble $f_{Ens}(\cdot)$ on F_{tr} , which consists of several networks such as ResNet18 [15]. Then, for each $(x_{\mathcal{F}}, y_{\mathcal{F}}) \in F_{tr}$, obtain a soft label $\tilde{\mathbf{y}}_{\mathcal{F}}$, where $\tilde{y}_{\mathcal{F}}^{(c)} = \mathbb{P}(y = c | x_{\mathcal{F}}; f_{Ens})$ is the probability estimate for class c given by the ensemble. Finally, train a new single-model network f_{θ} by applying the distillation loss with temperature T over its probability prediction $\hat{\mathbf{y}}_{\mathcal{F}}$:

$$\mathcal{L}_{dis}(\tilde{\mathbf{y}}_{\mathcal{F}}, \hat{\mathbf{y}}_{\mathcal{F}}) = -T^2 \sum_{c=1}^C \tilde{y}_{\mathcal{F}}^{(c)} \log \hat{y}_{\mathcal{F}}^{(c)} \quad (1)$$

Table 1. Illustration of the data usage of our method on familiar data \mathcal{F} , general data \mathcal{G} , and some novel data \mathcal{N} that we assume no knowledge of.

	Familiar \mathcal{F}	General \mathcal{G}	Novel \mathcal{N}
training ensemble	\mathcal{L}_{cls} w/ label $y_{\mathcal{F}}$	–	–
distillation	\mathcal{L}_{cls} w/ label $y_{\mathcal{F}}$ \mathcal{L}_{dis} w/ soft label $\tilde{y}_{\mathcal{F}}$	– \mathcal{L}_{dis} w/ soft label $\tilde{y}_{\mathcal{G}}$	–
evaluation	test on F_{ts}	–	test on N_{ts}

where $\tilde{y}_{\mathcal{F}}^{(c)}$, $\hat{y}_{\mathcal{F}}^{(c)}$ are the modified versions of the soft labels $\tilde{y}_{\mathcal{F}}^{(c)}$ and single-model probability estimates $\hat{y}_{\mathcal{F}}^{(c)} = \mathbb{P}(y = c|x_{\mathcal{F}}; f_{\theta})$ respectively:

$$\tilde{y}_{\mathcal{F}}^{(c)} = \frac{(\tilde{y}_{\mathcal{F}}^{(c)})^{1/T}}{\sum_{i=1}^C (\tilde{y}_{\mathcal{F}}^{(i)})^{1/T}}, \quad \hat{y}_{\mathcal{F}}^{(c)} = \frac{(\hat{y}_{\mathcal{F}}^{(c)})^{1/T}}{\sum_{i=1}^C (\hat{y}_{\mathcal{F}}^{(i)})^{1/T}}. \quad (2)$$

In brief, when the temperature $T = 1$, the distillation loss minimizes the cross-entropy between the ensemble probability estimation and the single-model estimate. When $T > 1$, the loss puts more focus on classes with smaller $\tilde{y}_{\mathcal{F}}^{(c)}$ than the larger ones. This tries to focus more on the soft labels’ relative values of those incorrect but relevant classes. The term T^2 keeps the scale of the gradients from distillation similar to that from cross-entropy.

To further improve distillation performance, a classification loss \mathcal{L}_{cls} over \mathcal{F} is added as an auxiliary. The final loss becomes:

$$\mathcal{L} = \frac{1}{|F_{tr}|} \sum_{(x_{\mathcal{F}}, y_{\mathcal{F}}) \in F_{tr}} (\lambda_{cls} \mathcal{L}_{cls}(y_{\mathcal{F}}, \hat{y}_{\mathcal{F}}) + \lambda_{dis} \mathcal{L}_{dis}(\tilde{y}_{\mathcal{F}}, \hat{y}_{\mathcal{F}})). \quad (3)$$

As can be seen, distillation is still a method focused on the familiar distribution \mathcal{F} , and we have shown that a distilled network is not necessarily well-behaved on \mathcal{N} .

\mathcal{G} -distillation of an ensemble with extra unsupervised data. We propose to use a general, diverse set of unlabeled data to regularize the distilled model. Denote by $x_{\mathcal{G}} \sim \mathcal{G}$ an unlabeled general data distribution which encompasses familiar \mathcal{F} and any specific novel \mathcal{N} . Here “encompass” means that data from \mathcal{F} and \mathcal{N} can appear in \mathcal{G} : $\forall x, \mathbb{P}_{\mathcal{G}}(x) \gg 0$ if $\mathbb{P}_{\mathcal{F}}(x) \gg 0$ or $\mathbb{P}_{\mathcal{N}}(x) \gg 0$. We draw a training set G_{tr} from such general distribution \mathcal{G} .

In practice, no dataset can hope to encompass all possible novel \mathcal{N} . We need to pick a dataset that is sufficiently diverse, sufficiently complex, and sufficiently relevant to the task. Often, such a set can be obtained through online searches or mining examples from datasets with different annotations. For example, for making a gender classifier robust to additional age groups, we could sample G_{tr} from the CelebA [28] dataset (note that CelebA does not have age information and we do not need it; for the sake of the experiment we also discard gender information from CelebA). For making a cat-dog classifier robust to novel breeds, we could sample G_{tr} from ImageNet [37].

Similar to distillation, we train an ensemble f_{Ens} and obtain the soft labels $\mathbf{y}_{\mathcal{F}}$. In addition, we also obtain soft labels $\mathbf{y}_{\mathcal{G}} = \left(y_{\mathcal{G}}^{(1)}, \dots, y_{\mathcal{G}}^{(C)}\right)^{\top}$ by evaluating f_{Ens} on $x_{\mathcal{G}} \in G_{tr}$. Then we add the samples G_{tr} into the training set, and train using the combined data:

$$\mathcal{L} = -\frac{1}{|F_{tr} \cup G_{tr}|} \left(\sum_{G_{tr}} \lambda_{dis} \mathcal{L}_{dis}(\tilde{\mathbf{y}}_{\mathcal{G}}, \hat{\mathbf{y}}_{\mathcal{G}}) + \sum_{F_{tr}} (\lambda_{dis} \mathcal{L}_{dis}(\tilde{\mathbf{y}}_{\mathcal{F}}, \hat{\mathbf{y}}_{\mathcal{F}}) + \lambda_{cls} \mathcal{L}_{cls}(y_{\mathcal{F}}, \hat{\mathbf{y}}_{\mathcal{F}})) \right) \quad (4)$$

Note that \mathcal{G} is unsupervised, so we cannot apply \mathcal{L}_{cls} on its samples. For test time, we simply evaluate the probability estimation $\tilde{\mathbf{y}}_{\mathcal{F}}$ against the ground truth in F_{ts} , and $\tilde{\mathbf{y}}_{\mathcal{N}}$ against those in N_{ts} , respectively. Table 1 demonstrates our training and evaluation procedure.

Efficiency comparison. An ensemble [23] requires M forward passes where M is the number of ensemble members. MC-dropout [10] requires $\sim 50\times$ forward passes for the Monte Carlo samples. Our method needs only one forward pass, therefore at test time it is much faster. However, we pay a price at training time by training both an ensemble and a distilled model.

Implementation details. We use the following experimental settings, unless otherwise explained. We set $\lambda_{dis} = \frac{2}{3}$ and $\lambda_{cls} = \frac{1}{3}$. The original paper used 1 and 0.5, but we scale them to better compare with non-distillation methods. Temperature $T = 2$. We sample G_{tr} to be roughly $\frac{1}{4}$ the size of F_{tr} . For the network, we mostly use ResNet18 [15], but we also perform an experiment on DenseNet161 [19] to check that our conclusions are not architecture-dependent. To enable training on small datasets, we use networks pre-trained on very large datasets as a starting point for both ensemble members and the distilled network. We use a bagging [3] ensemble of 10 members. We also compare to a simple ensemble scheme which does not resample the dataset. This is more popular in deep networks, but we empirically find that bagging improves the log likelihood on novel data.

We perform hyper-parameter tuning for the learning rate and the number of epochs using a manual search on a validation split of the training data. Note that \mathcal{N} is unknown while training, so we should use the F_{ts} performance (accuracy or mAP) as the only criteria. We initialize the final layer of our pre-trained network using Glorot initialization [12]. We optimize using stochastic gradient descent with a momentum of 0.9. For data augmentation, we use a random crop and mirroring similar to Inception [42]. At test time we evaluate on the center crop of the image. We lower the learning rate to 10% when validation performance plateaus and run an additional 1/3 the number of past epochs.

3 Experiment setup

Datasets. To demonstrate effectiveness in appropriately handling unexpected novel data, and reduce confident failures thereof, we perform extensive analysis on four classification datasets mimicking different scenarios. We set up the \mathcal{F} , \mathcal{N} , and \mathcal{G} distributions, and make sure that \mathcal{F} and \mathcal{N} are completely non-overlapping, unless otherwise noted. Table 2 illustrates our datasets:

Table 2. Dataset usage. Each dataset is divided into \mathcal{F} and \mathcal{N} portions, and general \mathcal{G} is selected by trying to choose a dataset diverse enough to encompass samples from \mathcal{F} and potential \mathcal{N} in the wild. (*) Please see text for details.

Task	familiar \mathcal{F}	novel \mathcal{N}	subsample	general \mathcal{G}
Gender recognition	LFW+ [14], age 18-59	LFW+ [14], age 0-17 & 60+	–	CelebA [28]
ImageNet superclasses	ILSVRC12 [37], some species*	ILSVRC12 [37], other species*	train: 1000/superclass test: 400/superclass	COCO [27]
Cat-dog binary recognition	Pets [33], some breeds*	Pets [33], other breeds*	–	ILSVRC12 [37]
VOC-COCO recognition	VOC [6], 20 classes	COCO [27], but ignore non-VOC classes	–	Places365 [49] (standard)

- Gender recognition, mimicking a dataset with obvious selective bias.
- ImageNet animal superclass (mammals, birds, herptiles, and fishes) recognition, mimicking an animal classifier being tested on unseen species within these superclasses. (*) We determine the original classes belonging to each superclass, sort the classes by their indices, and use the first half of the class list as familiar and the second half novel. This makes sure \mathcal{F} and \mathcal{N} do not overlap by definition.
- Cat-dog recognition. Similar in spirit as the above. (*) The first 20 dog breeds and 9 cat breeds are deemed familiar, and the rest are novel.
- VOC-COCO recognition (determining presence of object categories). Mimics a model trained on a lab dataset being applied on more complex real world images with unexpected input. `tvmonitor` is mapped to `tv` and not `laptop`. This experiment is slightly different because \mathcal{F} and \mathcal{N} overlap significantly.

Pre-training. When designing our experiments, we should make sure \mathcal{N} is still novel even considering information gained from the pre-training dataset. Although using ImageNet [37] pre-trained models may improve performance, we note that the dataset almost always contains classes that appear in our “unseen” novel \mathcal{N} choices; therefore pre-training on ImageNet would render the novel \mathcal{N} not actually novel. Instead, we opt to use Places365-standard [49] as the pre-training dataset. We argue that our method would generalize to ImageNet pre-trained models when \mathcal{N} classes are disjoint from ImageNet.

Validation splits. Since we need to report negative log likelihood on both F_{ts} and N_{ts} , datasets with undisclosed test set cannot be directly used. For ImageNet animals, VOC, and COCO, we report performance on the validation set, while splitting the training set for hyperparameter tuning. For LFW+ and Oxford-IIIT Pets, we split the training set for validation and report on the test set. For LFW+, we use the first three folds as training, and the last two folds as test since the dataset is smaller after the familiar-novel split.

For the general $G_{tr} \sim \mathcal{G}$ dataset we simply sample from the corresponding training set, or a training split of it during hyperparameter tuning. Again, we sample G_{tr} such that it is roughly $\frac{1}{4}$ the size of F_{tr} .

Compared methods. We compare to normal single models (“single”), and standard distillation using F_{tr} images (“distilling”) as our baselines. We compare to using an ensemble (“ensemble”), which is less efficient in test time. In addition, we compare to Kendall et al. [21] where aleatoric and epistemic uncertainties are modeled to increase performance (“uncertainty”). Since ResNet18 does not use

dropout, for this method we insert a dropout of $p = 0.2$ after the penultimate layer. For a fairer comparison, we also include an experiment using DenseNet161 as the base network, which is designed to use dropout.

In our experiments, we discover that distillation outperforms on novel samples and sometimes underperforms on familiar, and one may suspect that the trade off is simply an effect of smoothing the probability. For a more complete comparison, we artificially interpolate between each model’s probability estimate and the prior class distribution by λ :

$$\hat{y}'_c = \lambda \hat{y}_c + (1 - \lambda) y_{0c} \quad (5)$$

where \hat{y}_c is the original estimate for class c , and $y_{0c} = \mathbb{P}_{\mathcal{F}}(y = c)$ is the prior on the familiar F_{tr} . We use $\lambda \in \{0, 0.05, 0.075, 0.1, 0.2, 0.5\}$, calculate and plot the familiar NLL and novel NLL for each λ .

Performance measure. As discussed in Section 1, we mainly use the negative log likelihood (NLL), a long-standing performance metric [30,8], as a measure of the quality of our prediction confidence. Note that we want to measure how well the model can generalize, and how unlikely the model is to produce confidence errors. If a prediction is correct, we prefer it to be confident, leading to a lower NLL. And for incorrect predictions, we prefer it to be unconfident, which means the likelihood of the *correct class* should in turn be higher, which also leads to a lower NLL. The metric gives more penalty towards confident errors, suiting our needs. In summary, the model needs to learn from only familiar labeled data (plus unsupervised data) and produce the correct confidence (or lack of confidence) for novel data to improve the NLL.

During evaluation, we clip the softmax probability estimates given by all models to $[0.001, 0.999]$ in order to prevent a small number of extremely confident wrong predictions from dominating the NLL. We clip these estimates also considering overconfidence beyond this level is risky with little benefit in general.

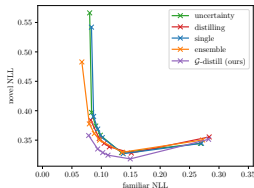
We also report a confident error rate (“E99”) where we show the error rate for samples with probability estimate of any class larger than 0.99. Ideally this value should be within $[0, 0.01]$. Further, we also report accuracy and mean Average Precision (mAP) and test the hypothesis that we perform comparably on these metrics. Due to the relatively high variance of NLL on N_{ts} , we run our experiments 10 times to ensure statistical significance, but we run the ensemble method only once (variance estimated using ensemble member performance variance). Our 10 runs of the distillation methods use the same ensemble run.

4 Results

We first compare \mathcal{G} -distill to the baselines on the four scenarios. Tables in Figures 3 and 4 show our results, and the graphs show the trade-off between familiar and novel NLL by smoothing. Note that among these, Figure 3 has novel distribution \mathcal{N} completely disjoint from familiar \mathcal{F} , while Figure 4 does not.

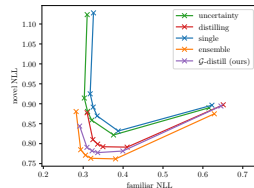
Single models and the ensemble: single models perform much worse on novel NLL than familiar. Their familiar E99 is properly small, but novel E99 is far

	NLL		E99		accuracy	
	familiar	novel	familiar	novel	familiar	novel
uncertainty [21]	0.080	0.566	0.005	0.068	0.974	0.853
distilling [17]	0.082	0.384	0.002	0.004	0.972	0.832
single	0.083	0.542	0.005	0.060	0.972	0.853
ensemble	0.067	0.483	0.002	0.047	0.975	0.839
\mathcal{G} -distill (ours)	0.078	0.358	0.001	0.002	0.972	0.837



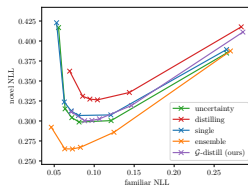
(a) Gender recognition with LFW+

	NLL		E99		accuracy	
	familiar	novel	familiar	novel	familiar	novel
uncertainty [21]	0.310	1.123	0.014	0.094	0.901	0.713
distilling [17]	0.310	0.878	0.012	0.027	0.892	0.711
single	0.326	1.128	0.013	0.087	0.896	0.709
ensemble	0.282	0.881	0.007	0.037	0.894	0.723
\mathcal{G} -distill (ours)	0.291	0.844	0.011	0.024	0.898	0.715



(b) Animal recognition with ImageNet

	NLL		E99		accuracy	
	familiar	novel	familiar	novel	familiar	novel
uncertainty [21]	0.055	0.417	0.005	0.053	0.985	0.908
distilling [17]	0.069	0.362	0.001	0.039	0.979	0.888
single	0.053	0.423	0.004	0.053	0.984	0.905
ensemble	0.046	0.292	0.001	0.023	0.982	0.901
\mathcal{G} -distill (ours)	0.071	0.311	0.002	0.022	0.978	0.893



(c) Cat-dog recognition with Pets

Fig. 3. Our performance on familiar \mathcal{F} and novel data \mathcal{N} , for tasks with no overlap between the two. **Tables:** in terms of novel NLL, we perform closer to the ensemble than the baselines, and sometimes we outperform the ensemble. We perform similarly to other methods on familiar NLL, while being more reliable with high-confidence estimates (E99), indicating a better generalization. In terms of other metrics, we perform on the same level as other methods in (a) and (b). **Graphs:** Trade off familiar and novel NLL by smoothing the probability estimates with class prior. Bottom-left is better. With the same NLL for familiar \mathcal{F} , we can produce a lower NLL for novel \mathcal{N} . Each curve from left to right: $\lambda = 0, 0.05, 0.075, 0.1, 0.2, \text{ or } 0.5$.

beyond 0.01. This confirms that confident errors in novel data is indeed a problem in our real image datasets. Ensembles not only improve performance on familiar data, but also are much better behaved on novel data.

Novel NLL: distilling on only familiar samples helps in Figure 3(b), and in Figure 3(a) without smoothing, but not as much in other experiments. In contrast, as we include unsupervised samples, \mathcal{G} -distillation often reproduces ensemble NLL performance on novel data (sometimes outperforming the ensemble), and is always better than other compared methods. Our improvement on novel NLL is highly significant. In Figures 3(a) and 3(b), we outperform distillation, uncertainty networks, and single models by a large margin with or without smoothing. In Figure 3(c) we outperform distillation, and in Figure 4 we outperform the single model.

It is surprising that we sometimes outperform the ensemble, which we distill our network on. Our method may have benefited from both mimicking the be-

	NLL		E99		mAP	
	familiar	novel	familiar	novel	familiar	novel
uncertainty [21]	0.086	0.129	0.003	0.006	0.805	0.543
distilling [17]	0.088	0.122	0.001	0.004	0.805	0.542
single	0.086	0.128	0.002	0.005	0.805	0.545
ensemble	0.084	0.124	0.002	0.005	0.810	0.552
\mathcal{G} -distill (ours)	0.088	0.123	0.001	0.004	0.798	0.538

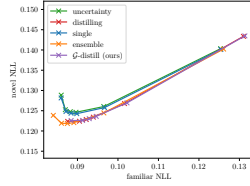


Fig. 4. Our performance on VOC-COCO recognition, where familiar \mathcal{F} and novel data \mathcal{N} have a strong overlap. **Table:** for NLL and mAP, we outperform on novel data while underperform on familiar. **Graph:** considering the trade-off between familiar and novel performance, we perform similarly to both distillation and the ensemble. See Figure 3 for details.

	NLL		E99		accuracy	
	familiar	novel	familiar	novel	familiar	novel
simple distilling	0.302	0.921	0.007	0.042	0.895	0.710
simple ensemble	0.256	0.930	0.005	0.045	0.906	0.724
simple \mathcal{G} -distill	0.279	0.868	0.007	0.034	0.904	0.716
bagging distilling	0.310	0.878	0.012	0.027	0.892	0.711
bagging ensemble	0.282	0.881	0.007	0.037	0.894	0.723
bagging \mathcal{G} -distill	0.291	0.844	0.011	0.024	0.898	0.715

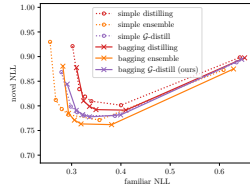


Fig. 5. Performances on animal recognition with ImageNet using and distilling from a simple ensemble instead of bagging. This increases familiar performance while degrading novel performance.

havior of an ensemble, and having soft labels for training. We speculate that soft labels may lead the network to produce better calibrated confidences. Moreover, the ensemble members are not regularized by how other members behave during training, whereas the distilled network is regularized on both F_{tr} and G_{tr} , which may have encouraged the distilled network to behave more regularly.

Familiar NLL: our familiar NLL is on the same level as other methods (better in Figures 3(a) and 3(b), worse in 3(c)), except that we perform worse than the ensemble. The latter resonates with the observations in the distillation paper [17] – after all, we are comparing a single model with a more complex ensemble. Considering the trade-off, we often produce a lower novel NLL at the same familiar NLL.

Our NLL values are similar to baselines on \mathcal{F} and better on \mathcal{N} , suggesting that our method does not train a more capable classifier, but rather a classifier that has a better generalization behavior in its confidence estimates.

Confident errors: in Figure 3, our error rate among novel confident predictions is far below compared methods and much closer to familiar E99. For Figure 4, we also have a slightly lower novel E99. These indicate a better calibration with confident predictions, especially with a disjoint \mathcal{N} .

Other metrics: for accuracy or mAP, we remain competitive compared to methods other than the ensemble, in Figures 3(a) and 3(b). However, we only perform similarly to distillation in Figure 3(c) and slightly underperform the others in Figure 4.

	NLL		E99		accuracy	
	familiar	novel	familiar	novel	familiar	novel
uncertainty [21]	0.080	0.593	0.007	0.074	0.978	0.859
distilling [17]	0.068	0.371	0.002	0.009	0.977	0.849
single	0.077	0.561	0.006	0.066	0.978	0.857
ensemble	0.063	0.428	0.003	0.033	0.978	0.846
\mathcal{G} -distill (ours)	0.067	0.365	0.002	0.010	0.978	0.843

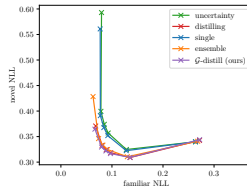


Fig. 6. Performances on gender recognition with LFW+ using a DenseNet161 as the base network. Our method is able to emulate the ensemble with a deeper network.

Ensemble type. It is now popular to use a simple ensemble of multiple networks trained on the same data to improve familiar performance, and this is reported to perform better than a bagging ensemble [23]. We investigate whether this will benefit novel data as well. We compare bagging to a simple ensemble and the distillation methods with them on the animal superclass task in Figure 5.

The simple ensemble indeed improves familiar performance, but it degrades the novel performance. Even with smoothing, there is a loss in novel NLL when using a simple ensemble.

Network structure. To illustrate the robustness of our method to the base network, we use a DenseNet161 trained on Places365-standard (provided by the authors [49]) as the base model, and perform our experiment on the gender recognition task in Figure 6. Our observations from using ResNet18 hold. Our method is able to emulate the ensemble with better novel NLL performance; however, our performance is very similar to distillation in this experiment.

Miscellaneous. It is also possible to train an ensemble of \mathcal{G} -distillation models (using the same base ensemble) to boost the performance, at the sacrifice of test time performance. The results are shown in the appendix. We find that the foreign NLL improves beyond the original ensemble, while the familiar NLL still falls slightly behind.

5 Conclusions

In this paper, we propose a simple method that uses an ensemble and distillation to better regularize network behavior outside the training distribution, and consequently reduce confident errors. We draw attention to the importance of minimizing harm from confident errors in unexpected novel samples different from training. We propose an experiment methodology to explicitly study generalization issues with unseen novel data. For future work, one may combine results from a rejection method to identify novel test samples and lower the confidence when it is deemed too different. Another potential aspect of improvement is to try to avoid reducing familiar NLL performance for all datasets.

Acknowledgement

This material is based on work supported in part by NSF Award IIS-1421521, and in part by Office of Naval Research grant ONR MURI N00014-16-1-2007.

References

1. Bishop, C.M.: Neural networks for pattern recognition. Oxford university press (1995)
2. Blundell, C., Cornebise, J., Kavukcuoglu, K., Wierstra, D.: Weight uncertainty in neural networks. arXiv preprint arXiv:1505.05424 (2015)
3. Breiman, L.: Bagging predictors. Machine Learning 24(2), 123–140 (Aug 1996), <https://doi.org/10.1023/A:1018054314350>
4. Choromanska, A., Henaff, M., Mathieu, M., Arous, G.B., LeCun, Y.: The loss surfaces of multilayer networks. In: Artificial Intelligence and Statistics. pp. 192–204 (2015)
5. Devarakota, P.R., Mirbach, B., Ottersten, B.: Confidence estimation in classification decision: A method for detecting unseen patterns. In: Advances In Pattern Recognition, pp. 290–294. World Scientific (2007)
6. Everingham, M., Eslami, S.M.A., Van Gool, L., Williams, C.K.I., Winn, J., Zisserman, A.: The pascal visual object classes challenge: A retrospective. International Journal of Computer Vision 111(1), 98–136 (Jan 2015)
7. Farhadi, A., Endres, I., Hoiem, D., Forsyth, D.: Describing objects by their attributes. In: Computer Vision and Pattern Recognition, 2009. CVPR 2009. IEEE Conference on. pp. 1778–1785. IEEE (2009)
8. Friedman, J., Hastie, T., Tibshirani, R.: The elements of statistical learning, vol. 1. Springer series in statistics New York (2001)
9. Fumera, G., Roli, F.: Support vector machines with embedded reject option. In: Pattern recognition with support vector machines, pp. 68–82. Springer (2002)
10. Gal, Y., Ghahramani, Z.: Dropout as a bayesian approximation: Representing model uncertainty in deep learning. In: international conference on machine learning. pp. 1050–1059 (2016)
11. Geifman, Y., El-Yaniv, R.: Selective classification for deep neural networks. In: Advances in neural information processing systems. pp. 4885–4894 (2017)
12. Glorot, X., Bengio, Y.: Understanding the difficulty of training deep feedforward neural networks. In: Proceedings of the Thirteenth International Conference on Artificial Intelligence and Statistics. pp. 249–256 (2010)
13. Guo, C., Pleiss, G., Sun, Y., Weinberger, K.Q.: On calibration of modern neural networks. In: International Conference on Machine Learning. pp. 1321–1330 (2017)
14. Han, H., Jain, A.K., Shan, S., Chen, X.: Heterogeneous face attribute estimation: A deep multi-task learning approach. IEEE Transactions on Pattern Analysis and Machine Intelligence PP(99), 1–1 (2017)
15. He, K., Zhang, X., Ren, S., Sun, J.: Deep residual learning for image recognition. In: Proceedings of the IEEE conference on computer vision and pattern recognition. pp. 770–778 (2016)
16. Hernández-Lobato, J.M., Li, Y., Rowland, M., Hernández-Lobato, D., Bui, T.D., Turner, R.E.: Black-box α -divergence minimization. In: Proceedings of the 33rd International Conference on International Conference on Machine Learning-Volume 48. pp. 1511–1520. JMLR. org (2016)
17. Hinton, G., Vinyals, O., Dean, J.: Distilling the knowledge in a neural network. arXiv preprint arXiv:1503.02531 (2015)
18. Hoffer, E., Hubara, I., Soudry, D.: Train longer, generalize better: closing the generalization gap in large batch training of neural networks. In: Advances in Neural Information Processing Systems. pp. 1729–1739 (2017)
19. Huang, G., Liu, Z., Weinberger, K.Q., van der Maaten, L.: Densely connected convolutional networks. In: Proceedings of the IEEE conference on computer vision and pattern recognition. vol. 1 (2), p. 3 (2017)

20. Ioffe, S., Szegedy, C.: Batch normalization: Accelerating deep network training by reducing internal covariate shift. In: International conference on machine learning. pp. 448–456 (2015)
21. Kendall, A., Gal, Y.: What uncertainties do we need in bayesian deep learning for computer vision? In: Advances in Neural Information Processing Systems. pp. 5580–5590 (2017)
22. Khan, S.S., Madden, M.G.: A survey of recent trends in one class classification. In: Irish Conference on Artificial Intelligence and Cognitive Science. pp. 188–197. Springer (2009)
23. Lakshminarayanan, B., Pritzel, A., Blundell, C.: Simple and scalable predictive uncertainty estimation using deep ensembles. In: Advances in Neural Information Processing Systems. pp. 6405–6416 (2017)
24. Lee, Y.J., Grauman, K.: Object-graphs for context-aware visual category discovery. *IEEE Transactions on Pattern Analysis and Machine Intelligence* 34(2), 346–358 (2012)
25. Li, D., Yang, Y., Song, Y.Z., Hospedales, T.M.: Deeper, broader and artier domain generalization. In: Computer Vision (ICCV), 2017 IEEE International Conference on. pp. 5543–5551. IEEE (2017)
26. Li, Z., Hoiem, D.: Learning without forgetting. *IEEE Transactions on Pattern Analysis and Machine Intelligence* (2017)
27. Lin, T.Y., Maire, M., Belongie, S., Hays, J., Perona, P., Ramanan, D., Dollár, P., Zitnick, C.L.: Microsoft coco: Common objects in context. In: European conference on computer vision. pp. 740–755. Springer (2014)
28. Liu, Z., Luo, P., Wang, X., Tang, X.: Deep learning face attributes in the wild. In: Proceedings of International Conference on Computer Vision (ICCV) (12 2015)
29. Muandet, K., Balduzzi, D., Schölkopf, B.: Domain generalization via invariant feature representation. In: International Conference on Machine Learning. pp. 10–18 (2013)
30. Nasrabadi, N.M.: Pattern recognition and machine learning. *Journal of electronic imaging* 16(4), 049901 (2007)
31. Novak, R., Bahri, Y., Abolafia, D.A., Pennington, J., Sohl-Dickstein, J.: Sensitivity and generalization in neural networks: an empirical study. *arXiv preprint arXiv:1802.08760* (2018)
32. Papernot, N., McDaniel, P., Wu, X., Jha, S., Swami, A.: Distillation as a defense to adversarial perturbations against deep neural networks. In: Security and Privacy (SP), 2016 IEEE Symposium on. pp. 582–597. IEEE (2016)
33. Parkhi, O.M., Vedaldi, A., Zisserman, A., Jawahar, C.V.: Cats and dogs. In: IEEE Conference on Computer Vision and Pattern Recognition (2012)
34. Quionero-Candela, J., Sugiyama, M., Schwaighofer, A., Lawrence, N.D.: Dataset shift in machine learning. The MIT Press (2009)
35. Radosavovic, I., Dollár, P., Girshick, R., Gkioxari, G., He, K.: Data distillation: Towards omni-supervised learning. *arXiv preprint arXiv:1712.04440* (2017)
36. Roos, T., Grünwald, P., Myllymäki, P., Tirri, H.: Generalization to unseen cases. In: Advances in neural information processing systems. pp. 1129–1136 (2006)
37. Russakovsky, O., Deng, J., Su, H., Krause, J., Satheesh, S., Ma, S., Huang, Z., Karpathy, A., Khosla, A., Bernstein, M., Berg, A.C., Fei-Fei, L.: ImageNet Large Scale Visual Recognition Challenge. *International Journal of Computer Vision (IJCV)* 115(3), 211–252 (2015)
38. Schaffer, C.: A conservation law for generalization performance. In: Machine Learning Proceedings 1994, pp. 259–265. Elsevier (1994)

39. Scheirer, W.J., Rocha, A., Micheals, R.J., Boulton, T.E.: Meta-recognition: The theory and practice of recognition score analysis. *IEEE transactions on pattern analysis and machine intelligence* 33(8), 1689–1695 (2011)
40. Shankar, S., Piratla, V., Chakrabarti, S., Chaudhuri, S., Jyothi, P., Sarawagi, S.: Generalizing across domains via cross-gradient training. In: *Proceedings of the International Conference on Learning Representations (ICLR)* (2018)
41. Srivastava, N., Hinton, G., Krizhevsky, A., Sutskever, I., Salakhutdinov, R.: Dropout: A simple way to prevent neural networks from overfitting. *The Journal of Machine Learning Research* 15(1), 1929–1958 (2014)
42. Szegedy, C., Liu, W., Jia, Y., Sermanet, P., Reed, S., Anguelov, D., Erhan, D., Vanhoucke, V., Rabinovich, A., Rick Chang, J.H., et al.: Going deeper with convolutions. In: *The IEEE Conference on Computer Vision and Pattern Recognition (CVPR)*
43. Tax, D.: One-class classification. Ph.D. thesis, TU Delft, Delft University of Technology (2001)
44. Varshney, K.R., Alemzadeh, H.: On the safety of machine learning: Cyber-physical systems, decision sciences, and data products. *Big data* 5(3), 246–255 (2017)
45. Vinyals, O., Blundell, C., Lillicrap, T., Wierstra, D., et al.: Matching networks for one shot learning. In: *Advances in Neural Information Processing Systems*. pp. 3630–3638 (2016)
46. Yadron, D., Tynan, D.: Tesla driver dies in first fatal crash while using autopilot mode. *The Guardian* (2016), <https://www.theguardian.com/technology/2016/jun/30/tesla-autopilot-death-self-driving-car-elon-musk>, news article
47. Zendel, O., Honauer, K., Murschitz, M., Humenberger, M., Fernandez Dominguez, G.: Analyzing computer vision data - the good, the bad and the ugly. In: *The IEEE Conference on Computer Vision and Pattern Recognition (CVPR)* (July 2017)
48. Zhang, M.: Google photos tags two african-americans as gorillas through facial recognition software. *Forbes* (2015), <https://www.forbes.com/sites/mzhang/2015/07/01/google-photos-tags-two-african-americans-as-gorillas-through-facial-recognition-photos/>, news article
49. Zhou, B., Lapedriza, A., Khosla, A., Oliva, A., Torralba, A.: Places: A 10 million image database for scene recognition. *IEEE Transactions on Pattern Analysis and Machine Intelligence* (2017)

A Additional Toy Experiments and Details

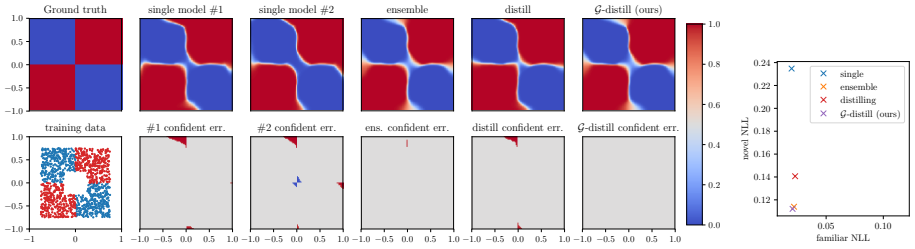
Figure 7 illustrates the irregularities of single models with more toy experiments, and shows the performance of all methods involved. Although the toy datasets can be very simple (“xor” and “circle”) or very complex (“checkerboard”), in all cases, the same observations in Figure 2 applies. The single models are more likely to have erratic behaviors outside the familiar region, the ensemble behaves more regularly, and our method can emulate the ensemble in terms of the robustness in novel regions.

Implementation details for toy experiments. We take 1200 samples for both train and validation, while our test set is simply a densely-sampled mesh-grid divided into familiar and novel test sets. We use a 3-hidden-layer network, both layers with 1024 hidden units and Glorot initialization similar to popular deep networks, to avoid bad local minima when layer widths are too small [4]. Batchnorm [20] and then dropout [41] are applied after ReLU. We use the same hyperparameter tuning, initialization, and training procedures as described in Section 2 implementation details.

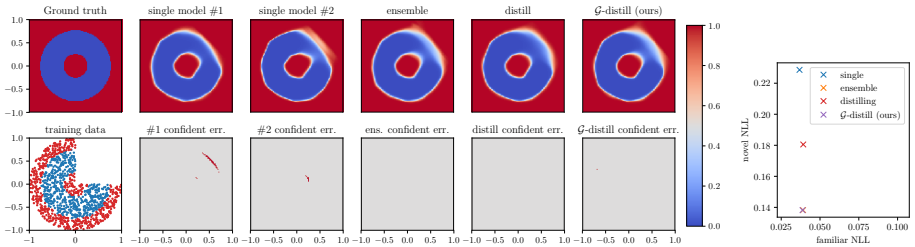
B Additional Experiments

Using an ensemble of \mathcal{G} -distilled networks, at the sacrifice of test computational efficiency. Specifically, we train a bagging ensemble using standard training procedures, obtain ensemble soft labels $\tilde{\mathbf{y}}_{\mathcal{F}}$ and $\tilde{\mathbf{y}}_{\mathcal{G}}$ like before, but train 10 \mathcal{G} -distilled networks using the same set of soft labels (without resampling for convenience). At test time, the outputs from these networks are averaged to get the probability estimate. This scheme has the same drawback as the ensemble – reduced test efficiency. We name this scheme “ \mathcal{G} -distill $\times 10$ ”. For completeness, we also compare to an ensemble of the standard distillation, “distilling $\times 10$ ”, which may already behave well on novel data due to model averaging.

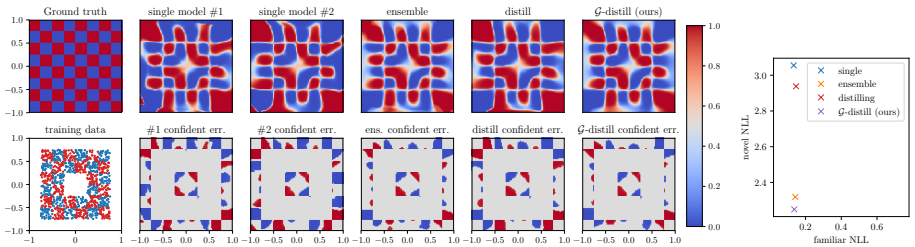
As shown in Figure 8, we find that for \mathcal{G} -distill $\times 10$, the foreign NLL improves beyond the original ensemble, while the familiar NLL still falls slightly behind. Our E99 confident error rates on both familiar and novel data are usually similar to or lower than the ensemble and distilling $\times 10$. Our accuracy or mAP is on the same level as the ensemble, except for Figure 8(c). These indicate that the \mathcal{G} -distill ensembles are better behaved on novel samples than the original ensembles, although the former tend to be less confident with familiar data.



(a) Toy dataset “xor” and negative log likelihood performances.



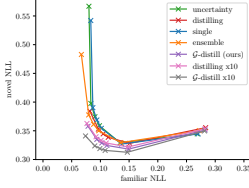
(b) Toy dataset “circle” and negative log likelihood performances.



(c) Toy dataset “checkerboard” and negative log likelihood performances.

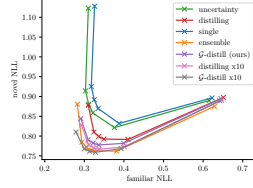
Fig. 7. A continuation of the toy experiment in Figure 2 with more datasets. Classifiers (in this case deep networks) can be confidently wrong when attempting to generalize outside the extent of the training data. On these regions, an ensemble is better behaved and makes less confident mistakes. \mathcal{G} -distill is more able to mimic this behavior than standard distillation. All methods perform similarly in the familiar region. See Figure 2 for details. Figure best read in color.

	NLL		E99		accuracy	
	familiar	novel	familiar	novel	familiar	novel
uncertainty [21]	0.080	0.567	0.005	0.068	0.974	0.853
distilling [17]	0.082	0.384	0.002	0.004	0.972	0.832
single	0.083	0.542	0.005	0.060	0.972	0.853
ensemble	0.067	0.483	0.002	0.047	0.975	0.839
\mathcal{G} -distill (ours)	0.078	0.358	0.001	0.002	0.972	0.837
distilling [17] $\times 10$	0.077	0.363	0.001	0.001	0.973	0.835
\mathcal{G} -distill $\times 10$	0.074	0.341	0.001	0.001	0.976	0.841



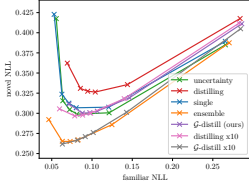
(a) Gender recognition with LFW+

	NLL		E99		accuracy	
	familiar	novel	familiar	novel	familiar	novel
uncertainty [21]	0.310	1.123	0.014	0.094	0.900	0.713
distilling [17]	0.310	0.878	0.012	0.027	0.892	0.711
single	0.326	1.128	0.013	0.087	0.896	0.709
ensemble	0.282	0.881	0.007	0.037	0.894	0.723
\mathcal{G} -distill (ours)	0.291	0.844	0.011	0.024	0.898	0.715
distilling [17] $\times 10$	0.292	0.828	0.012	0.019	0.899	0.723
\mathcal{G} -distill $\times 10$	0.279	0.810	0.012	0.023	0.901	0.719



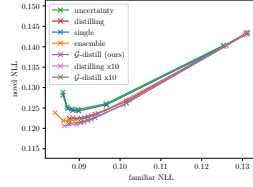
(b) Animal recognition with ImageNet

	NLL		E99		accuracy	
	familiar	novel	familiar	novel	familiar	novel
uncertainty [21]	0.056	0.418	0.005	0.054	0.984	0.908
distilling [17]	0.069	0.362	0.001	0.039	0.979	0.888
single	0.053	0.423	0.004	0.053	0.984	0.905
ensemble	0.046	0.292	0.001	0.023	0.982	0.901
\mathcal{G} -distill (ours)	0.071	0.311	0.002	0.022	0.978	0.893
distilling [17] $\times 10$	0.060	0.305	0.000	0.017	0.980	0.893
\mathcal{G} -distill $\times 10$	0.063	0.262	0.000	0.004	0.981	0.892



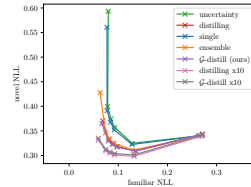
(c) Cat-dog recognition with Pets

	NLL		E99		mAP	
	familiar	novel	familiar	novel	familiar	novel
uncertainty [21]	0.086	0.129	0.003	0.006	0.806	0.543
distilling [17]	0.088	0.122	0.001	0.004	0.805	0.542
single	0.086	0.128	0.002	0.005	0.805	0.545
ensemble	0.084	0.124	0.002	0.005	0.810	0.552
\mathcal{G} -distill (ours)	0.088	0.123	0.001	0.004	0.798	0.538
distilling [17] $\times 10$	0.086	0.121	0.001	0.003	0.811	0.550
\mathcal{G} -distill $\times 10$	0.087	0.121	0.001	0.003	0.803	0.544



(d) VOC-COCO recognition

	NLL		E99		accuracy	
	familiar	novel	familiar	novel	familiar	novel
uncertainty [21]	0.080	0.593	0.007	0.074	0.978	0.858
distilling [17]	0.068	0.371	0.002	0.009	0.977	0.849
single	0.077	0.561	0.006	0.066	0.978	0.857
ensemble	0.063	0.428	0.003	0.033	0.978	0.846
\mathcal{G} -distill (ours)	0.067	0.365	0.002	0.010	0.978	0.843
distilling [17] $\times 10$	0.059	0.331	0.001	0.003	0.980	0.846
\mathcal{G} -distill $\times 10$	0.059	0.335	0.001	0.005	0.980	0.845



(e) Animal recognition with ImageNet, using DenseNet161

Fig. 8. Using an ensemble of \mathcal{G} -distilled models to further boost the performance. Although we do obtain a better novel NLL compared to the ensemble, even considering the smoothing trade-off, we lag behind in the best obtainable familiar NLL.