

ARTICLE DRAFT

## Single-ion, transportable optical atomic clocks

Marion Delehaye and Clément Lacroûte

FEMTO-ST institute, univ. Bourgogne Franche-Comté, CNRS, ENSMM, Time and frequency dept., 26 Rue de l'Épitaphe, 25030 Besançon cedex, France.

### ARTICLE HISTORY

Compiled April 9, 2018

### ABSTRACT

For the past 15 years, tremendous progress within the fields of laser stabilization, optical frequency combs and atom cooling and trapping have allowed the realization of optical atomic clocks with unrivaled performances. These instruments can perform frequency comparisons with fractional uncertainties well below  $10^{-17}$ , finding applications in fundamental physics tests, relativistic geodesy, and time and frequency metrology. Even though most optical clocks are currently laboratory setups, several proposals for using these clocks for field measurements or within an optical clock network have been published, and most of time and frequency metrology institutes have started to develop transportable optical clocks. For the purpose of this special issue, we chose to focus on trapped-ion optical clocks. Even though their short-term fractional frequency stability is impaired by a lower signal-to-noise ratio, they offer a high potential for compactness: trapped ions demand low optical powers and simple loading schemes, and can be trapped in small vacuum chambers. We review recent advances on the clock key components, including ion trap and ultra-stable optical cavity, as well as existing projects and experiments which draw the picture of what future transportable, single-ion optical clocks may resemble.

### KEYWORDS

## Introduction

Outstanding performances have been obtained by optical atomic clocks: single-ion clocks have achieved fractional frequency instabilities and accuracies as low as  $3 \times 10^{-15} \tau^{-1/2}$  for the former (1) and  $3 \times 10^{-18}$  for the latter (2), while optical lattice clocks have reached instabilities and inaccuracies as low as  $6 \times 10^{-17} \tau^{-1/2}$  (3) and  $2 \times 10^{-18}$  (4) respectively. Optical clocks are thus extremely powerful tools, to be used in various domains of precision science, and many proposals require leaving the well-controlled laboratory environment to bring optical clocks into the field. For this purpose, a number of laboratories worldwide are now building transportable optical clocks. The first operational setups have been reported recently, for both a strontium lattice clock (5, 6) and a single-ion calcium clock (7).

Optical lattice clocks benefit from their high number of atoms that leads to a reduced fractional instability, even though the constant reloading required induces an increased susceptibility to the Dick effect (8). They also imply a complex loading scheme into

the optical lattice trap, starting with a 2D magneto-optical trap (MOT) or a Zeeman slower, and including several intermediate MOTs and/or dipole traps. On the other hand, single-ion clocks involve a much simpler loading scheme and require lower optical powers, which can lead to more compact and less power-consuming setups.

A number of very detailed reviews on optical clocks were published in the past few years (9–12). For this special issue in memory of Professor Dany Segal, we review emerging experiments and techniques useful for the realization of transportable, single-ion clocks.

We first mention several applications that could benefit from the use of transportable single-ion optical clocks. We then provide a short overview of single-ion clocks basics. Focus is then given to compact clock lasers and optical cavities, and to compact ion trap design considerations. We finally review the current existing transportable clock projects before targeting specific developments that will help further reducing the clock footprint.

## 1. Motivations

### 1.1. *Internet of clocks*

Optical clocks are now much more stable and exhibit lower systematic uncertainty than the best cesium clocks that currently define the time unit.

Many laboratories and astronomical observatories would benefit from an access to those frequency references. For instance, VLBI (Very Long Baseline Interferometry) relies on the simultaneous observation of various radio signals by distant antennas. These signals are down-sampled using a local oscillator, the stability of which is of paramount importance in order to perform low-noise correlations and access high angular resolution. The local oscillators are usually synchronized to active hydrogen masers; a test using a better reference was conducted using a cryogenic sapphire oscillator (13). However, the need for even better local oscillator stability has emerged recently (14, 15). The first synchronization to a remote atomic clock located in a National Metrology Institute has been reported (16), and is paving the way for synchronization to an optical clock. This would give access to investigation of compact radio sources or molecular emission from the interstellar medium.

A generalized access to optical frequency references and clock comparisons is also a prerequisite to the redefinition of the SI second from optical clocks (17) that will be rediscussed in the early 2020s and would impact other SI units (18). GPS and satellite links, with a relative frequency stability already remarkable, on the order of  $10^{-15}$  (19) and  $3 \times 10^{-16}$  (20, 21) per day respectively, cannot keep up with the performances of the best optical clocks. Optical fibers are now widely used for optical and RF frequency dissemination over long distances (22–25) and have reached fractional frequency stabilities of  $4 \times 10^{-16}$  at 1 s, averaging down to  $10^{-19}$  in 2000 s (26), but their installation is costly and time-consuming, and a regular array at a continental scale is hard to contemplate in the mid-term. Transportable optical clocks would provide local and/or temporary links to the emerging optical clock network (27).

## 1.2. *Geodesy*

Transportable optical clocks are at the heart of a new approach to geodesy called chronometric leveling (28–31). It is based on the fact that the relative frequency shift between two identical clocks located at different gravity potentials is given by  $\frac{\Delta\nu}{\nu_0} = \frac{\Delta U}{c^2}$ , where  $c$  is the speed of light and  $\Delta U$  the gravity potential difference. For two optical clocks near the Earth surface, this relative shift is about  $10^{-16}$  per meter height difference. With uncertainties on systematic shifts below  $10^{-18}$ , this implies that the geoid (*ie* the equipotential of the geopotential closest to mean sea level) can be measured with a centimetric precision at a local scale. Height and geopotential differences between several national metrology laboratories have been measured accurately (23, 32–34), but mobile atomic clocks are aimed to play a key role in the determination of the geopotential with increased spatial resolution (28, 35). The first on-field chronometric leveling measurement campaign using a transportable lattice clock has been reported recently (36) and its results are in excellent agreement with independent geodetic measurements.

## 1.3. *Fundamental physics*

Being such precise tools, optical clocks are the key to challenge and probe the faintest phenomena in fundamental physics (see for instance (37) for a review). Some theoretical predictions infer for instance that the yet-elusive nature of dark matter could be probed with a continental network of atomic clocks (38, 39). Many efforts are also dedicated to the search of a violation of Einstein Equivalence Principle (40). Atomic clocks mainly address the issue of a potential breakdown of Local Position Invariance (41), through tests of both the invariance of fundamental constants and the universality of gravitational redshift. The former focuses on the search of variations of the fine structure constant  $\alpha$  (42, 43) or the  $m_p/m_e$  ratio (44) while the latter requires the comparison of two clocks undergoing different gravitational potentials and will greatly benefit from the perspectives of sending atomic clocks in space, with notably the ACES/PHARAO mission (45) that is scheduled to be launched within the year 2018.

## 1.4. *Towards space applications*

The above applications rely at least partly on the perspective of sending optical clocks in space. After various proposals (STE-QUEST<sup>1</sup>, SAGAS<sup>2</sup>, EGE<sup>3</sup>), the SOC2 (Space Optical Clocks) project has been launched by the European Space Agency (ESA), with current funding from the European Union Seventh Framework Program. Even though the SOC2 project is not based on ion clocks but rather on Sr and Yb optical lattice clocks (46–49), it emphasizes the growing need for optical clocks in space.

The presence of master clocks in space would improve deep-space navigation and allow direct remote comparisons between on-ground high-accuracy optical clocks. A constellation of optical clocks in space would also enhance the GNSS system by reducing its dependence on regular updates from ground stations.

In addition to constraints such as a high resistance to vibrations and radiations,

---

<sup>1</sup>Space-Time Explorer and Quantum Equivalence Principle Space Test

<sup>2</sup>Search for Anomalous Gravitation with Atomic Sensors

<sup>3</sup>Einstein Gravity Explorer

space systems imply a reduction of size, weight and power consumption. In this respect, the compact and transportable optical clocks that will be discussed in this paper are thus a precursor for space optical clocks.

### 1.5. *State of the art*

Following early proposals by H. Dehmelt (50–52), single-ion optical clock experiments started in the 1990s (53), and since the appearance of optical frequency combs in the early 2000s (54, 55), tremendous progress has been achieved in the field (see for instance (9–12) for reviews). Laboratory single-ion optical clocks have been developed in nearly all the main national metrology institutes and time and frequency laboratories, and at least five different species have been extensively tested and characterized. Table 1 shows most of these species, and lists their clock transition wavelength, linewidth, best-accuracy to date, and laboratories.

The record systematic uncertainty has been obtained by the Physikalisch-Technische Bundesanstalt (PTB) with the electric octupole transition at 467 nm in  $\text{Yb}^+$ , with a fractional value of  $3 \times 10^{-18}$  (2).  $\text{Al}^+$ ,  $\text{Hg}^+$  and  $\text{Sr}^+$  have also demonstrated fractional systematic uncertainties around  $10^{-17}$  or below (1, 57, 58), and several experiments now target the  $10^{-19}$  range using  $\text{In}^+$  (60),  $\text{Th}^{3+}$  (61) or  $\text{Lu}^+$  (62).

## 2. Single-ion optical clocks: working principle

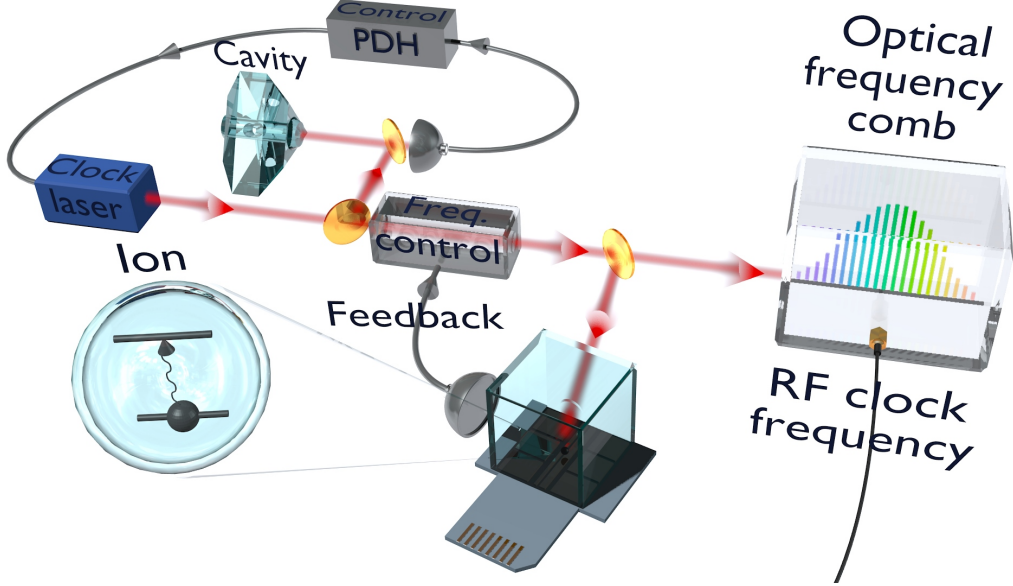
### 2.1. *Single-ion optical clockwork*

Atomic clocks all rely on the same scheme: the output frequency of a local oscillator is locked to the frequency of an energy transition of an atomic reference.  $^{133}\text{Cs}$  hyperfine transition at 9.192631770 GHz defines the SI second. Many other atoms and ions have been used in atomic clocks, chosen on criteria ranging from the reference frequency value to experimental ease-of-use. Thanks to their tremendous performances, their conceptual simplicity and the accumulated knowledge gathered in the field of ion-trapping during the past fifty years, single-ion optical clocks play a major role in the field of time and frequency metrology.

The schematic single-ion clockwork is illustrated Fig. 1. The clock laser frequency is compared to an optical transition frequency in a single, laser-cooled trapped ion and corrected using an optical frequency corrector such as an acousto-optical modulator (AOM). The output of this corrector is the optical clock output signal, which is locked to an ultra-stable Fabry-Pérot (FP) cavity at short times ( $\approx 1\mu\text{s}$  - 10 s, see section 3) and to the ion at longer times. It constitutes an optical frequency standard, which can

**Table 1.** State of the art of laboratory single-ion optical clocks. Laboratory acronyms: National Institute of Standards and Technology (NIST, USA), National Physical Laboratory (NPL, UK), National Research Council (NRC, Canada), Physikalisch-Technische Bundesanstalt (PTB, Germany), Wuhan Institute of Physics and Mathematics (WIPM, PRC).

Ion	Clock transition wavelength	Clock transition linewidth	Best measured frac. syst. unc.	Laboratories
$^{27}\text{Al}^+$	267 nm	8 mHz	$8.6 \times 10^{-18}$ (1)	NIST, PTB
$^{40}\text{Ca}^+$	729 nm	140 mHz	$5.7 \times 10^{-17}$ (56)	WIPM
$^{199}\text{Hg}^+$	282 nm	1.8 Hz	$1.9 \times 10^{-17}$ (57)	NIST
$^{88}\text{Sr}^+$	674 nm	400 mHz	$1.2 \times 10^{-17}$ (58)	NPL, NRC
$^{171}\text{Yb}^+$ , quadrupole	436 nm	3.1 Hz	$1.1 \times 10^{-16}$ (59)	NPL, PTB
$^{171}\text{Yb}^+$ , octupole	467 nm	$\approx$ nHz	$3.2 \times 10^{-18}$ (2)	NPL, PTB



**Figure 1.** Schematic single-ion clockwork (see main text for details). PDH: Pound-Drever-Hall.

be used and distributed directly for applications such as optical frequency comparisons, precision spectroscopy, relativistic geodesy, etc. Using an optical frequency comb, it can also be transferred to the radiofrequency (RF) domain, where it can form the basis of a timescale (63, 64). In that regard, the useful signal of an optical atomic *clock* is actually the RF signal, which is why the optical frequency comb used to transfer the stabilized frequency from the optical to the RF domain should be taken into consideration in the overall setup volume (see section 6.1).

## 2.2. Atomic transition

The performance of an atomic clock is evaluated by its fractional frequency stability  $\sigma_y$  and its accuracy, defined as the uncertainty on the average offset between the atomic transition frequency reference (at rest at a temperature of 0 K) and the clock output frequency. The ionic reference will therefore be chosen in order to provide a good fractional frequency stability, which requires a narrow transition linewidth, and a low sensitivity to external effects that can perturb the clock frequency, such as Zeeman or light shifts.

The ultimate fractional frequency stability of a single-ion clock is expressed as (see (65) for instance):

$$\sigma_y(\tau) = \frac{\delta\nu}{\nu_0} \frac{1}{SNR} \sqrt{\frac{T_c}{\tau}}, \quad (1)$$

where  $\nu_0$  is the reference frequency,  $\delta\nu$  is the observed linewidth,  $SNR$  is the signal-to-noise ratio,  $T_c$  is the clock cycle time, and  $\tau$  is the integration time. For a single-ion clock limited by the quantum projection noise (66), the best achievable signal-to-noise ratio and linewidth depend on the excitation scheme, with  $SNR = \sqrt{\frac{1-p}{p}} \approx 1$ , where  $p$  is the probability to excite the atom to the clock upper state (65, 66).  $\delta\nu$  is ultimately limited by the transition natural linewidth. In single-ion optical clocks,

narrow linewidths are found using forbidden transitions, such as quadrupole transitions in one-valence electron systems ( $\text{Ca}^+$ ,  $\text{Hg}^+$ ,  $\text{Sr}^+$ ,  $\text{Yb}^+$ ), octupole-electric transitions ( $\text{Yb}^+$ ), or transitions between states with no electric quadrupole moment (eg  $^1\text{S}_0 \rightarrow ^3\text{P}_0$  in  $\text{Al}^+$  or  $\text{In}^+$ ).

Several systematic effects shift and/or broaden the atomic transition, possibly impacting both the clock fractional frequency stability and accuracy:

- the *Doppler shifts*, directly caused by ion motion. The first-order Doppler shift is canceled by operating in the Lamb-Dicke regime (67) by laser-cooling the ion inside a tightly confining trap. The second-order Doppler shift or time-dilation shift is a relativistic effect expressed as  $\delta\nu_{td}/\nu = v^2/(2c^2)$ , where  $v$  is the ion velocity and  $c$  is the speed of light in vacuum. The contribution of the atom thermal motion to this effect is strongly reduced by laser-cooling (68). The so-called micromotion driven by the RF trapping field is the main contribution to this shift, and can only be minimized by placing the ion as close to the RF null as possible (69, 70).
- the *electric quadrupole shift*, which induces a sensitivity to electric field gradients for the electronic states with non-zero electric quadrupole moment. Among the species under study, only  $\text{Al}^+$  and  $\text{In}^+$  have no electric quadrupole shift. When the quadrupole moment is non-zero, the clock transition will be shifted by any electric gradient, some of which cannot be measured to a high degree of precision (e.g. patch potentials, which slowly vary in time). Two techniques can be used to effectively reduce the quadrupole shift fractional contribution below  $10^{-17}$ : one can average clock measurements along three orthogonal magnetic field orientations (71), or average measurements over several different  $m_F$  transitions (72).
- *Stark shifts*, induced by the differential clock states polarizabilities. The ion is exposed to several electric fields, including the trapping potential (through micromotion), blackbody radiation (BBR) from the ion surrounding, the clock laser, and in some cases a cooling laser (light shifts).
  - The AC Stark shift induced by the ion micromotion can be minimized in the same manner as the second-order Doppler shift; for some species, the RF driving frequency can even be chosen such that the two shifts cancel out (71, 72).
  - The BBR shift depends on the differential polarizability of the clock states, and therefore varies significantly among the species. It will be lowest for  $\text{Al}^+$  and  $\text{In}^+$ , which also have no electric quadrupole moment, placing them among the best candidates in terms of accuracy. The BBR shift contribution is nowadays reduced to  $10^{-18}$  or lower for single-ion optical clocks (73). This was made possible by a detailed analysis of the ion surroundings temperature distribution, combining material analysis, temperature measurement and finite-elements-method (FEM) simulations (73).
  - The light shifts are usually negligible, except in the case of the highly forbidden octupole transition in  $^{171}\text{Yb}^+$  where high intensities are required to excite the ultra-narrow clock transition. For such cases, refined probing schemes can be used to cancel out the sensitivity to the probe laser intensity (74).
- the *Zeeman shift*, which induces a sensitivity to external magnetic fields. This shift is usually canceled to first-order, either by using a  $m_F = 0 \rightarrow m_F = 0$  transition (eg for  $^{199}\text{Hg}^+$  and  $^{171}\text{Yb}^+$ ) or by averaging over hyperfine levels with

opposite spins (75).

Additionally to these metrological considerations, practical considerations cannot always be neglected. In the context of transportable clocks, the availability of laser sources to ionize, cool and interrogate the ion have an important impact on the setup size, weight and power consumption. Species involving transitions in the deep ultra-violet (UV) (below 300 nm), sympathetic cooling or quantum logic detection schemes, for instance, necessarily require a more complex optical setup. Some workarounds are being developed (see sections 5.1.2 and 5.1.3), aiming at the use of the most accurate candidates in future transportable clocks.

### 3. Clock laser

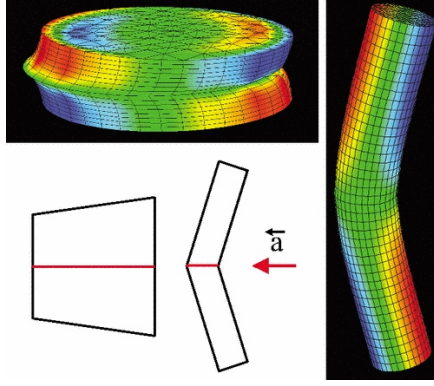
The clock laser used to interrogate the ion clock transition should ideally be narrower than its natural linewidth (ranging from below 1 mHz to a few Hz) and remain stable until it can be locked to the atomic resonance, which is typically achieved with a few seconds timescale. This constraint is relaxed by the limited signal-to-noise ratio of single ion detection, which limits the fractional frequency stability of single-ion clocks to about  $10^{-15}\tau^{-1/2}$  (using equation 1 with realistic experimental parameters, see also (65)). In practice, the laser must be pre-stabilized with a fractional frequency stability well below  $10^{-15}$  for integration times between 1 – 30 s. This is done using an ultra-stable, monolithic Fabry-Pérot (FP) cavity, where the two mirrors defining the resonator are optically contacted to a spacer.

#### 3.1. Cavity design considerations

The laser is stabilized to a Fabry-Pérot resonator by locking its frequency to one of the cavity resonances using the Pound-Drever-Hall (PDH) technique (76). Within the locking band, the cavity relative length stability  $\sigma_{\delta L/L}$  is transferred to the laser relative frequency stability  $\sigma_y$ , as the FP resonances are all proportional to the free-spectral range  $c/2L$ , where  $L$  is the FP length. Depending on the frequency noise of the laser which will be locked to the cavity, the PDH locking bandwidth might range from a few 10 kHz to a few MHz.

The ultimate performance of a FP resonator is limited by its length fluctuations at a finite temperature  $T$ , characterized by the thermal noise (77, 78). The thermal noise can be lowered by working at low temperatures and/or by using materials with low mechanical losses, such as fused silica or single-crystal silicon. Crystalline highly-reflective coatings, which have a higher mechanical quality factor than traditional dielectric coatings, have also proved to reduce the thermal noise while still achieving high finesses (79).

In addition to the thermal noise, the cavity length is sensitive to external temperature and pressure fluctuations as well as accelerations. Ultra-stable FP resonators are therefore thermally regulated, placed in ultra-high vacuum inside thermal shields and designed to be insensitive to accelerations. Moreover, the cavity spacer on which the mirrors are contacted is usually made of a material with a vanishing coefficient of thermal expansion in order to reject temperature fluctuations to first order. While different materials can be used, including zerodur<sup>TM</sup>, ultra-low expansion glass (ULE), and single-crystal silicon (80), current transportable cavity designs are all based on ULE spacers.



**Figure 2.** Example of an acceleration-insensitive design. Under transverse acceleration as shown by the red arrow, a thick vertical cylinder will experience a mirror tilt due to the Poisson effect, while a thin cylinder will bend and induce a tilt in the opposite direction. An aspect ratio can be found where these two effects will balance each other. From (82), copyright by the American Physical Society.

The cavity sensitivity to accelerations is a result of its geometry and support forces. The general guiding principle is to maximize the cavity symmetries, and to use a design that makes the cavity length insensitive to accelerations and to the mounting forces (81, 82) (see Fig. 2 for an illustration). The two most common geometries are the vertical cylinder and the horizontal cylinder with square cutouts (82). In both designs, the support points and aspect ratios are chosen in such a way that the mirrors stay undeformed under accelerations. Several variations of these designs have been constructed to this date, now reaching fractional frequency stabilities below  $10^{-16}$  (83, 84); however, in many of these, the cavity simply rests on its support and is held by its own weight, which is not possible in a transportable setup which can experience accelerations on the order of  $g$  or higher.

### 3.2. Transportable cavity designs


Compact cavity designs must rely on the design guidelines mentioned above, with the addition of a robust support and the ability to sustain higher accelerations; moreover, shorter cavity lengths (5 cm or shorter, see examples Fig. 3) are preferred, in order to reduce the overall volume of the vacuum chamber.

#### 3.2.1. Cubic cavity design


Webster and Gill from NPL presented a cubic cavity design, which has the lowest measured passive acceleration sensitivity to date (85). The cavity is based on a 5 cm wide ULE cubic spacer and fused silica mirrors. Corner cuts provide flat surfaces to maintain the cavity inside the vacuum chamber. The cavity low acceleration sensitivity relies both on the spacer symmetry, and on the symmetry of the support forces. Here, the cube is maintained by four nylon spheres applying compressive forces on four corner cuts forming a tetrahedron (Fig. 3 (a)). The depth of the cuts  $d$  was chosen following finite-element analysis, which showed a cancellation of the cavity length change due to the support forces for  $d = 6.7$  mm.

The resulting passive acceleration sensitivities are  $2.45(3)$ ,  $0.21(4)$  and  $0.01(1) \times 10^{-11}/g$  in the axial and transverse directions, the lowest published values to date. Even though no fractional frequency stability was reported for this setup, one can expect a thermal noise limit close to  $7 \times 10^{-16}$  for a 5 cm-long ULE cavity with fused







(a) Cubic cavity design, with 5 cm cavity length. The cavity is held at four of the eight corner cuts, resulting in a tetrahedral mounting with a null resulting force. From (85).



(b) 5 cm long spherical cavity in its vacuum chamber. The two-points mounting angle is chosen to reduce sensitivity to the support forces.



(c) CAD rendering of a 2.5 cm long cylindrical cavity. The cavity is held on its faces using six teflon balls, placed in order to minimize the sensitivity to the support forces. From (86).



(d) 2.5 cm long double-tetrahedron ULE cavity at FEMTO-ST. The cavity is held rigidly in its mid-plane using three plane cutouts, inside a stainless steel holder.

**Figure 3.** Example of short FP cavity designs (85–88).

silica mirror substrates (87).

### 3.2.2. Spherical cavity design

A 5-cm diameter spherical cavity design was presented by Leibrandt *et al.* (NIST) in 2011 (87), see Fig. 3 (b). The spacer geometry relies on the perfect symmetry of the sphere and a “magic angle” mounting: the cavity is held at two points chosen at an angle from the optical axis which cancels the cavity length dependence to the support forces.

The measured acceleration sensitivities are 4(5), 16(3) and 31(1)  $\times 10^{-11}/g$  in the vertical and two horizontal directions (87). The measured fractional frequency stability is about  $1.2 \times 10^{-15}$  between 0.4 and 13 s. This setup was tested on-field by putting the whole system in a car trunk, where the acceleration sensitivity was reduced by an order-of-magnitude using a feed-forward electronic control loop (89).

To increase the setup robustness, a second mounting system was developed using Torlon<sup>TM</sup> balls held by flexure springs in an Invar<sup>TM</sup> cubic mount. Combining this new mount and a feed-forward correction of inertial forces, Leibrandt *et al.* measured the lowest acceleration sensitivity to date, below  $10^{-12}/g$  in all directions, with a fractional frequency stability of  $2 \times 10^{-15}$  between 0.5 and 10 s (90).

A commercial version of this cavity exists, and was used at FEMTO-ST to demonstrate ultra-low noise all-optical microwave generation (91).

### 3.2.3. Shorter cavities

More recently, two shorter cavity designs have been proposed, with a cavity length of 2.5 cm, in order to further reduce the setup total volume (86, 88).

The cavity designed by Davila-Rodriguez *et al.* (86) at NIST is based on a simple cylindrical ULE spacer with fused silica mirrors and ULE rings (92), see Fig. 3 (c). The cavity is held by three elastomer balls on each of the cylinder faces, the balls being placed at positions that minimize the cavity length change due to the support forces. An Invar<sup>TM</sup> holder rigidly maintains the elastomer balls in place.

The measured acceleration sensitivity is below  $4.5 \times 10^{-10}/g$  in all directions, and the laser phase noise is limited by the thermal noise of the cavity, leading to a fractional frequency stability of  $2 \times 10^{-15}$  around 0.1 s. The total optical cavity volume is of 61 mL, allowing for a potentially compact complete setup.

The cavity designed at FEMTO-ST also relies on a 2.5 cm long ULE spacer, with a double-tetrahedral geometry (88), see Fig. 3 (d). Fused silica mirror substrates with ULE rings are optically contacted to the spacer, which is held in its middle plane by three Viton<sup>TM</sup> balls inside a stainless steel holder. The cavity geometry is optimized to minimize the resonator sensitivity to accelerations, with simulated acceleration sensitivities below  $10^{-11}/g$  in all directions. The mirrors are realized using crystalline coatings in order to further reduce the thermal noise (79), which is estimated at  $1.5 \times 10^{-15}$ . The cavity fits in a 2.5 L vacuum chamber, and the complete setup volume will be on the order of 50 L. A preliminary measurement shows  $\sigma_y(1\text{ s}) = 7 \times 10^{-15}$  (93).

### 3.2.4. Larger cylindrical cavities

Other transportable cavities have been constructed based on more traditional spacer designs, with excellent frequency stability and compact overall volume.

The first demonstrated transportable ultra-stable laser was developed by PTB and the Düsseldorf university for a transportable Sr lattice clock (94). ULE mirrors are contacted to a horizontal, 10 cm-long cylindrical ULE spacer held semi-rigidly by four Viton<sup>TM</sup> pads in a stainless steel mount. The total volume of the setup, including electronics, is about 3.3 m<sup>3</sup>. Even with its quite high sensitivity to vertical accelerations (about  $2.7 \times 10^{-10}/g$ ), it reaches a fractional frequency stability of  $2 \times 10^{-15}$  at 5 s integration time.

A following approximately cylindrical, horizontal 10 cm-long ULE cavity was designed in the frame of the STE-QUEST proposal, using fused-silica mirror substrates and a refined supporting frame (95). With a 24 L optical setup volume, the cavity acceleration sensitivity is below  $4 \times 10^{-10}/g$  in all directions, and its fractional frequency stability reaches  $1 \times 10^{-15}$  between 1 – 10 s integration times.

A 10 cm long, vertical transportable cavity was developed at NPL (96). The ULE spacer is a tapered cylinder held close to its middle plane using a central supporting collar. Its is bonded to an aluminum support ring using a vulcanizing, ultra-high vacuum (UHV)-compatible silicone sealant. The cavity being used only for optical frequency transfer experiments, it was not temperature-stabilized, and its fractional frequency stability was limited to  $6 \times 10^{-15}$  at 1 s integration time by a high-order frequency drift.

A European consortium recently reported the development of an ultra-stable clock laser system for space applications within the SOC2 project (97). The setup is based on a 10 cm-long, vertical cylindrical ULE cavity with fused silica mirrors. The overall volume of the optical setup is below 50 L, with a fractional frequency stability floor at  $8 \times 10^{-16}$ , close to the calculated thermal noise. The acceleration sensitivity is below  $6 \times 10^{-10}/g$  in all directions. This setup follows a previous similar design (98).

## 4. Ion trap

All single-ion atomic clocks rely on a variation on the Paul trap (99), which uses a combination of DC and RF electric fields to stably trap the ion. As a potential minimum cannot be generated at a point in space with static electric fields alone, the idea of the Paul trap is to combine static and radio-frequency electric fields with amplitudes and frequency such that, depending on the ion mass, the average electric

**Table 2.** Summary of the published passive acceleration sensitivities, fractional frequency stability and volume of portable ultra-stable lasers. All cavities are designed for lasers at 1064 nm, except the ones from NPL and FEMTO-ST at 1.5  $\mu\text{m}$  and SOC2 at 698 nm. N.p. : not published. Excl. elec.: excluding electronics. Volumes are only indicative, as the published dimensions do not always include the same elements.

Reference	Cavity length	Max. acceleration sensitivity /g	$\sigma_y$	volume (L)
Webster <i>et al.</i> , NPL (85)	5 cm	$2.45 \times 10^{-11}$	n.p.	n.p.
Leibrandt <i>et al.</i> , NIST (87, 89)	5 cm	$3.1 \times 10^{-10}$	$1.2 \times 10^{-15}$	81 (excl. elec.)
Davila-Rodriguez <i>et al.</i> , NIST (86)	2.5 cm	$4.5 \times 10^{-10}$	$2 \times 10^{-15}$	0.061 (cavity alone)
Didier <i>et al.</i> , FEMTO-ST (88)	2.5 cm	n.p.	$7 \times 10^{-15}$	50 (excl. elec.)
Chen <i>et al.</i> , PTB (95)	10 cm	$4 \times 10^{-10}$	$1 \times 10^{-15}$	24 (excl. elec.)
Parker <i>et al.</i> , NPL (96)	10 cm	$2 \times 10^{-10}$	$6 \times 10^{-15}$	300 (excl. elec.)
Swierad <i>et al.</i> , SOC2 (97)	10 cm	$6 \times 10^{-10}$	$8 \times 10^{-16}$	50 (excl. elec.)

potential seen by the ion is harmonic. There are several ways to implement such a trap, and we will focus only on the geometries relevant to this article.

#### 4.1. *Trap geometries*

##### 4.1.1. *Linear, ring and endcap traps*

The original Paul trap is based on a central ring-shaped RF electrode with hyperbolic cross-section combined with two close-by hyperboloid DC endcaps (99). This geometry approximates a harmonic trap to a high order, but offers poor optical access. Three three-dimensional variations on the Paul trap are used in single-ion optical clocks:

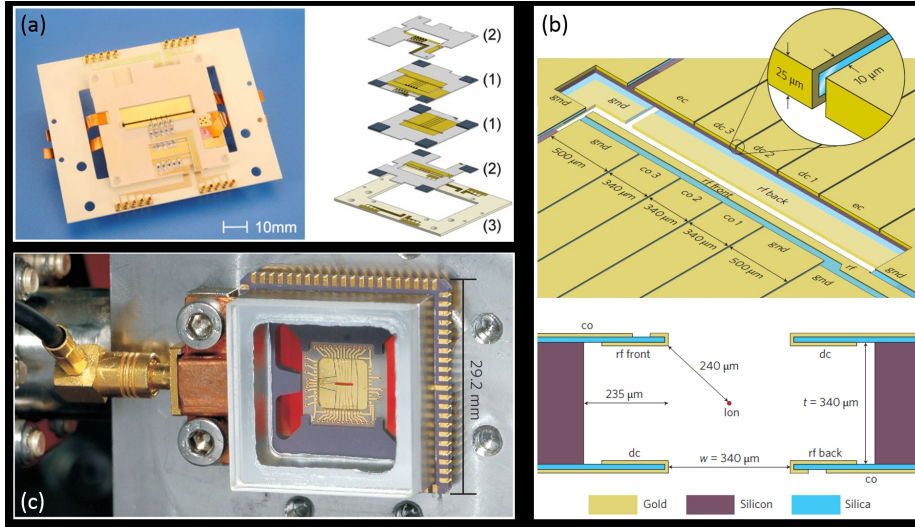
- *the ring trap*, where conical endcap electrodes are placed further away from the central ring electrode, allowing better optical access. It is used for instance by NIST and PTB for their  $\text{Hg}^+$  and  $\text{Yb}^+$  clocks (100, 101).
- *the endcap trap*, where the ring is removed and two collinear RF endcaps are shielded by external DC electrodes (102). It is used for instance by NRC and NPL for their  $\text{Sr}^+$  (58, 103) and  $\text{Yb}^+$  ion clocks (42).
- *the linear Paul trap*, derived from Paul quadrupole mass spectrometer. Four parallel electrodes provide the RF trapping potentials while DC endcaps close the trap in the axial direction. This geometry can be used to trap ion chains, and is therefore used in quantum-logic ion clocks (104), e.g. for NIST  $\text{Al}^+$  clock and PTB  $\text{Al}^+$  and  $\text{In}^+$  clocks (1, 60).

##### 4.1.2. *Surface electrode traps*

Surface electrode (SE) traps have been proposed and demonstrated in the early 2000s (105, 106). To generate a 3D trap, they rely on a planar electrode geometry, which can be implemented using simple microfabrication techniques. Their design and production is less complex than 3D structures, and SE traps using simple rectangular electrodes are widely used in the field of Quantum Information Processing (QIP) with trapped ions. Such traps can be modeled analytically (107, 108) and enable multiple trapping sites, fast ion transport, single-ion addressing, etc. Their two main drawbacks come from the relatively low RF voltages they tolerate (limited by the electrodes breakdown voltages around 200 V), which limit the trap depth, and the proximity of the ion to the surface that can induce higher heating rates, reducing the trap lifetimes with laser-cooling on to about a day. This so-called “anomalous heating” (109) can however be mitigated. First, a  $d^{-4}$  dependence to the ion-electrode distance  $d$  has been observed (110), and whereas QIP ion traps have to operate close to the surface ( $d < 100 \mu\text{m}$ ) in order to allow fast operations, a single-ion atomic clock based on a SE trap can operate with  $d > 500 \mu\text{m}$ . Secondly, surface treatments by ion bombardment have been shown to greatly reduce the heating rate (111, 112). Finally, this anomalous heating is also lowered at cryogenic temperatures (113), even though this solution is unsuitable for compact clocks.

#### 4.2. *Miniature ion traps*

Machined traps such as linear Paul traps or ring electrode traps can be fabricated to mm or sub-mm dimensions. Among the projects listed in the next section, four rely on such traditional geometries with reduced dimensions. These geometries offer the



**Figure 4.** Examples of micro-fabricated linear Paul traps. (a) Multi-layer, segmented linear Paul trap for the multi-ion  $\text{In}^+$  optical clock at PTB, from (60). A similar trap will be used in PTB future  $\text{Al}^+$  transportable clock. (b) Monolithic, segmented linear Paul trap fabricated on a silica-on-silicon wafer at NPL, from (116). The design is a multi-ion  $\text{Sr}^+$  trap, but could well be used in a single-ion atomic clock. (c) Photograph of the NPL trap in its vacuum chamber, with visible air-side electrical access, from (116).

advantage of being analytically modeled and offering traps with low anharmonicity. However, when reaching sub-millimeter dimensions, machining uncertainties and surface qualities start to become comparable to or worse than what can be achieved using micro-fabrication techniques.

Several teams have started developing ion traps in cleanroom facilities, using MEMS fabrication techniques. These technologies combine the advantage of extremely low fabrication tolerances, good surface quality, and potential mass production. Moreover, micro-fabrication processes can be iterated in order to integrate additional functionalities to the trap, including optical elements (see section 6). Such techniques are ideal for producing SE traps, which have rather simple geometries. However, 3D structures can also be realized, and microfabricated linear Paul traps have been demonstrated (114). Fig. 4 illustrates two such 3D micro-fabricated systems, developed at NPL (see description below) and PTB. Many other similar traps have been developed in the field of quantum information computing (115).

A micro-fabricated  $\text{Sr}^+$  trap with a compact vacuum package was developed at NPL (116, 117). The segmented linear Paul trap is etched from a silica-on-silicon wafer using microfabrication techniques. Gold electrodes are deposited on the insulating silica, while the low-resistivity silicon wafer minimizes RF losses. The ion-to-electrode distance of  $240 \mu\text{m}$  leads to a heating rate below 320 phonons/s and a 30 min trap lifetime (with cooling off).

The resulting physics package is inscribed inside a  $200 \text{ cm}^3$  volume including the trap, electronic package, and square viewports. The achieved pressure at the trap location is estimated through background-gas collisions measurements, and is below  $10^{-11}$  mbars. This trap was not specifically designed nor tested for frequency metrology, yet it gathers many of the building blocks required for a transportable optical clock operation, including ultra-high vacuum, large optical access and out-of-vacuum electrical control of the trap. In the next section, we will describe the existing trans-

portable single-ion optical clock projects and the associated miniature traps.

## 5. Existing projects

To our knowledge, there are at least five existing transportable single-ion optical clock projects so far (7, 118–121), with only one with published clock performances. Table 3 summarizes the trap geometries, target or measured volumes and performances, as well as clock laser FP cavity geometry. Another academic project, based on trapped  $\text{Ca}^+$  ions addressed using integrated optics and a fully-fibered optical setup, has started at the University of Sussex (122). An additional, industrial project led by Toptica Photonics AG and the PTB was very recently announced, aiming at the realization of a transportable single-ion clock prototype<sup>4</sup>.

### 5.1. PTB and NIST $\text{Al}^+$ clocks

#### 5.1.1. Quantum logic spectroscopy

Some ions, including  $\text{Al}^+$  and  $\text{In}^+$ , have interesting metrological properties but do not offer easily addressable transitions for laser cooling and clock state detection. For such species, a “quantum logic” spectroscopy protocol was proposed and demonstrated in 2005 (104). It was successfully used by a number of groups since then, and extended to the domain of molecular spectroscopy (57, 123, 124).

The underlying idea is to trap a spectroscopy ion together with a logic ion which can be used both to sympathetically cool and to read-out the spectroscopy ion energy state. This is made possible by the coherent coupling of the trapped ions motional states through the Coulomb interaction. The trapped ions motional state can be coherently manipulated using Raman pulses, and internal states can be reversibly transferred to motional states (125). In the quantum logic spectroscopy protocol, a state of motion is therefore used as a transfer state to coherently map the spectroscopy ion internal state, which cannot be read-out, to the logic ion internal state, which can be read-out (104).

---

<sup>4</sup>www.opticlock.de

**Table 3.** Summary of the published existing transportable single-ion clock projects. Syst. unc.: fractional systematic uncertainty. Stab.: fractional frequency stability. Excl. elec.: excluding electronics. N.p.: not published.

Laboratory	Ion	Trap geometry	Cavity geometry	Overall volume	Performances
PTB (119)	$\text{Al}^+$	Segmented linear Paul trap	n.p.	n.p.	n.p.
NIST (120)	$\text{Al}^+$	Linear Paul trap	5 cm spherical spacer	A few $\text{m}^3$ (target)	$8 \times 10^{-18}$ (syst. unc., target)
VTT MIKES (118)	$\text{Sr}^+$	Endcap trap	n.p.	n.p.	n.p.
WIPM (7)	$\text{Ca}^+$	Ring trap	10 cm	0.54 $\text{m}^3$ (excl. elec.)	$2.3 \times 10^{-14} \tau^{-1/2}$ (stab.), $7.8 \times 10^{-17}$ (syst. unc.)
FEMTO-ST (121)	$\text{Yb}^+$	SE trap	2.5 cm tetrahedral spacer	500 L (target)	$10^{-15} \tau^{-1/2}$ (stab., target)

### 5.1.2. PTB Al<sup>+</sup>

The PTB Al<sup>+</sup> transportable clock project relies on a segmented linear Paul trap, and a clock laser based on a transportable cavity developed at PTB (119). The target fractional frequency accuracy is of order 10<sup>-18</sup>. Al<sup>+</sup> is interrogated and cooled using the quantum logic spectroscopy method (104), with Ca<sup>+</sup> ions being used as the logic ion. The targeted applications are both on-field, direct clock-to-clock comparisons and chronometric leveling. The performances of the clock should stem from the Al<sup>+</sup> ion low sensitivity to light shifts and BBR as well as from the trap design.

The Al<sup>+</sup> trap design is based on a geometry developed for PTB multi-ion indium clock (60, 126) implemented by stacking four segmented electrode layers, see Fig. 4(a). The trap geometry has been optimized in order to minimize micro-motion along the trap axis, while trapping the ions sufficiently far ( $\approx 700 \mu\text{m}$ ) from the electrodes to minimize heating. A study conducted by the team showed that both motional and BBR shifts contributions to the fractional frequency uncertainty could be reduced to below 10<sup>-19</sup> (70). To do so, the authors use either photon-correlation or resolved sideband methods to measure and minimize the fractional 2<sup>nd</sup>-order Doppler shift caused by micromotion. The secular motion contribution is estimated by cooling the ion close to the motional ground state, and by measuring the heating rate in the absence of cooling. The extremely low heating rate achieved (below 1.8 phonon/s in all directions) translates into a 2<sup>nd</sup>-order Doppler shift increase below  $3.5 \times 10^{-20} \text{s}^{-1}$  for <sup>115</sup>In<sup>+</sup>. Finally, the BBR contribution is estimated using both temperature sensors and a calibrated infrared camera to determine the trap temperature distribution. The results are fed to a finite elements method (FEM) simulation software, which determines the temperature at the ion location with a 0.1 K uncertainty, corresponding to a BBR shift fractional uncertainty of  $2 \times 10^{-20}$  (73).

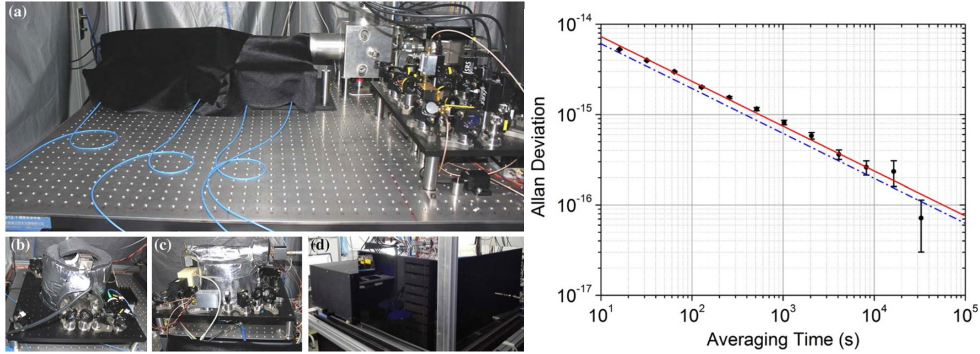
### 5.1.3. NIST Al<sup>+</sup>

The transportable Al<sup>+</sup> clock developed at NIST (120) relies on a linear Paul trap (68). Gold RF electrodes are sputtered on a laser-machined 300  $\mu\text{m}$  thick diamond wafer, while macroscopic titanium endcaps close the trap. The ion-electrode spacing is 250  $\mu\text{m}$ . The diamond wafer allows a homogeneous temperature distribution over the trap, reducing the uncertainty of the electrodes temperature, and thus reducing the BBR contribution to systematic uncertainties. Moreover, this trap has a remarkably low heating rate, enabling sideband cooling of the ion to its motional ground state, hence reducing the uncertainty on time-dilation shifts to 10<sup>-19</sup>. The clock laser is based on the ultra-stable, spherical FP cavity described in section 3.2.2. The clock uses quantum logic spectroscopy as well, this time with Mg<sup>+</sup> logic ions. Target performances, volume and applications are similar to the PTB design.

## 5.2. WIPM Ca<sup>+</sup>

The compact Ca<sup>+</sup> clock developed by Cao *et al.* at WIPM in China is based on a ring trap of 0.75 mm radius and ion-to-endcap distance (7). The trap RF frequency balances the second-order Doppler shift and the RF AC Stark shift, while the BBR shift due to the trap temperature is evaluated at the mHz level using combined measurements and FEM simulations.

The WIPM Ca<sup>+</sup> transportable clock project is the most advanced, with a demonstrated fractional systematic uncertainty below 10<sup>-16</sup> in a 0.54 m<sup>3</sup> volume (excluding



**Figure 5.** Transportable  $\text{Ca}^+$  clock at WIPM (from (7)). *Left:* pictures of the ion trap, laser sources and detection sub-module (a), laser-stabilization cavity (b), ultra-stable clock laser cavity (c), and of the assembled physical system (d) with overall volume  $0.54 \text{ m}^3$ . *Right:* Fractional frequency stability, measured using self-comparison. The measured stability (black data points and fitted red line) is close to the quantum projection noise limit (dashed blue line).

electronics), see Fig. 5 (7). The ion trap is enclosed in a compact vacuum chamber ( $343 \text{ cm}^3$ ). The cooling, repumping and quenching lasers are locked to a so-called “3-in-1” Fabry-Pérot cavity, while the clock laser is locked using PDH to an ultra-stable FP cavity. All sources are diode lasers, except for a 370 nm LED for photo-ionization. More importantly, the current performance of the clock could be improved by one order of magnitude by improving the clock laser stability as well as by a better determination of the electric quadrupole shift (7, 56).

### 5.3. VTT MIKES $\text{Sr}^+$

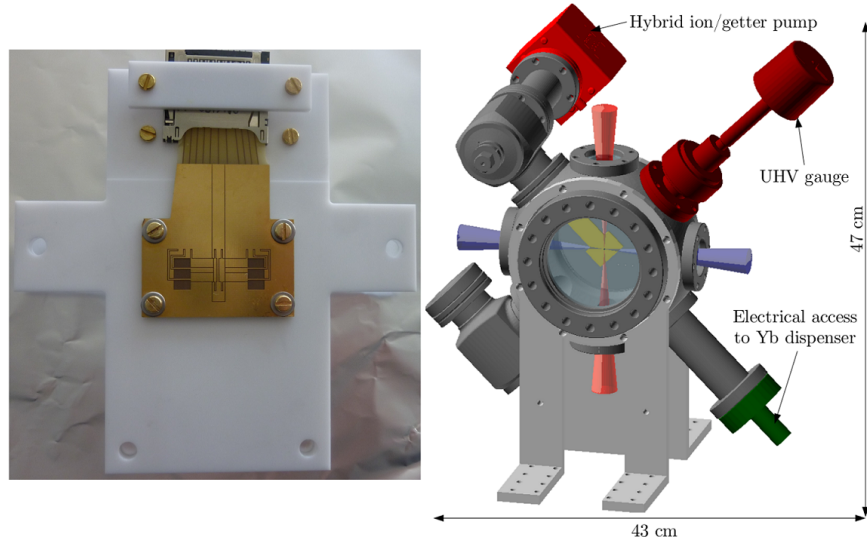
The transportable  $\text{Sr}^+$  clock developed at VTT MIKES in Finland (127), in collaboration with PTB and NRC, relies on a miniature endcap trap developed by NRC (128) and a cavity design from PTB (118). Compact laser sources and frequency stabilization setups have been designed, allowing for a compact optical setup (127). The end-cap electrodes are 0.25 mm radius molybdenum wires, with an endcap separation of 0.54 mm.

### 5.4. FEMTO-ST $\text{Yb}^+$

At FEMTO-ST, we are currently building a single-ion  $^{171}\text{Yb}^+$  optical clock, with a total target volume of 500 L and a fractional frequency stability of  $10^{-14}\tau^{-1/2}$ . Such performances would be one order of magnitude better than active hydrogen masers in a similar volume. The clock laser will be based on our 2.5 cm cavity design (see section 3.2.3). All laser sources are extended cavity laser diodes, stabilized to a wavemeter (129). The clock laser beam at 435.5 nm is generated by second harmonic generation in a PPLN waveguide (130).

Our trapping setup is based on a SE trap (121) shown in Fig. 6. The trap is designed to confine a single  $^{171}\text{Yb}^+$  about 600  $\mu\text{m}$  away from the trap surface. Trapping frequencies superior to 100 kHz in all directions ensure operation in the Lamb-Dicke regime. A first prototype of the trap will be tested in a traditional, compact titanium vacuum chamber illustrated Fig. 6. However, SE traps have the potential of a few  $100 \text{ cm}^3$  vacuum chamber volume, by using the so-called “atom chips” technique where the trapping chip closes a cubic glass cell pumped to UHV (131). The cell provides





**Figure 6.** The  $\text{Yb}^+$  trap setup at FEMTO-ST. *Left:* SE trap mounted on its Macor<sup>TM</sup> stand. The electrical connections to the chip are based on a mini-SD design that can be seen at the top. See (121) for details. *Right:* octagonal titanium vacuum chamber, with front optical access for detection and peripheral windows for laser cooling and probing. The chamber is pumped using a hybrid getter + ion pump.

wide optical access, while electrical connections are kept outside the vacuum chamber. While such setups are often used in the neutral atoms community, it has still to be tested with trapped ions.

## 6. Miniaturization perspectives of some other clock components

In the previous sections, we have focused on the “heart” of the clock, namely the ion trap and the clock laser. To further reduce the apparatus footprint, it will be necessary to miniaturize the remaining clock components, which include both control electronics and optical elements. Control electronics can now be made extremely compact thanks to advances in digital electronics. Here, we present some of the emerging technologies which will help miniaturizing optical frequency combs, laser sources and optics for ion trap setups.

### 6.1. Optical frequency combs

The element that will allow any timing measurements or inter-species comparisons is the optical frequency comb, pioneered by Hänsch in the early 2000s (55). The optical frequency comb, also known as femto-second laser, generates a train of ultra-short optical pulses at a rate  $f_{rep}$ , where  $f_{rep}$  lies in the RF or microwave range. When the laser spectrum spans more than an octave, its carrier offset frequency  $f_0$  can be measured and stabilized (132, 133); when both  $f_0$  and  $f_{rep}$  are stabilized and referenced, the laser spectrum is indeed a “comb” with equally-spaced, phase-coherent teeth separated by  $f_{rep}$ . Each comb component frequency can therefore be determined, and the obtained “frequency ruler” extends over a wide frequency range. The optical frequency comb can be used, among other applications, to compare different parts of the optical spectrum (134), or to link the optical and microwave frequency domains (135). In optical atomic clocks, it is the key element for realizing a so-called “optical

second” (136). For a more detailed explanation of optical frequency combs properties and applications, we point the readers to a few reviews on the subject (55, 137–139).

It would therefore be extremely useful for a transportable optical clock to integrate such a comb. Even though these are still voluminous, compact optical frequency combs have already been demonstrated, and miniature combs might be implemented in the near future.

Menlo Systems Inc. have recently demonstrated the operation of a telecom frequency comb inside a sounding rocket (140). The comb remained mode-locked during the flight, including acceleration and deceleration phases of up to 12  $g$ . It was operated in micro-gravity for a total of 360 s, remaining fully phase-locked. The complete setup volume, including electronics, is about 33 L.

Another promising approach, though less mature, is the use of a micro-optical resonator. Toroidal or disc resonators with high quality factors ( $Q > 10^9$ ) can exhibit high non-linearities, and octave-spanning frequency comb have been demonstrated using cascaded Kerr effects (see (141) for a review).

## 6.2. Other lasers

Apart from the clock laser and the optical frequency comb, at least three additional wavelengths are necessary for all species, and up to five in some cases. Some of these are in the UV range, where sources are scarce. An important post in reducing the clock volume is therefore the laser sources, and several recent advances will allow drastic reduction in the system sizes and power consumptions.

Many laser cooling experiments rely on extended cavity diode lasers (ECDLs) thanks to their narrow linewidths and low power consumption. Recently, miniature ECDLs have been developed by several laboratories and companies, using either micro-resonators (142) or integrated optics (143, 144). Moreover, distributed feedback (DFB) or distributed Bragg resonator (DBR) lasers become available at an increasing number of wavelengths; DFBs were for instance developed for a  $\text{Sr}^+$  clock (145). To reduce the laser sources size and power consumption even further, visible VCSELs were characterized by the Wineland group and frequency-doubled and quadrupled to the UV to perform photo-ionization and laser cooling of  $\text{Mg}^+$  atoms (146).

## 6.3. Integrated optics

Finally, further reduction of the system size could stem from the integration of optical elements to the trap itself. Several demonstrations of such systems have been made in the fields of QIP and cQED (cavity Quantum Electro-Dynamics): among other examples, an optical fiber directly integrated to a surface electrode trap or to an endcap trap allows efficient fluorescence light collection (147) and characterization of non-classical light fields by the ion (148); a transparent SE trap with indium tin oxide (ITO) electrodes allows direct fluorescence light detection by a photodetector placed behind the trap (149); integration of nanophotonics waveguides and grating couplers below a SE trap allows single-ion addressing from the chip (150).

Integration of such tools would be an important step towards miniature single-ion optical clocks.

## Conclusion

Single-ion optical atomic clocks have benefited from continuous development for the past 40 years (50), and now operate with fractional systematic uncertainties on the order of  $10^{-17}$  or below. They are mature both in terms of metrological characterization and technical development, and their current performances are relevant to fundamental physics tests, chronometric leveling, the realization of the international atomic time (TAI) and to the current discussions about a redefinition of the SI second. Systematic frequency shifts affecting these standards are now evaluated below  $10^{-17}$ , including BBR and electric quadrupole shifts. Prospects of fractional systematic uncertainties below  $10^{-18}$  using candidates such as  $\text{Lu}^+$  (62), highly-charged ions (151) or nuclear transitions (61) are unfolding.

Single-ion optical clocks technological building blocks are also mature. Space-qualified ion traps have been demonstrated (152), as well as miniature ion traps with sealed vacuum chambers (153). Many of the useful transitions wavelengths can be generated using laser diodes; some require second harmonic generation, which can nowadays be performed using commercial, fibered components with high efficiencies.

Transportable atomic clocks using  $\text{Al}^+$ ,  $\text{Ca}^+$ ,  $\text{Sr}^+$  and  $\text{Yb}^+$  are being developed. All combine a single ion trap with a compact ultra-stable laser and a compact optical bench. The  $\text{Ca}^+$  clock at WIPM has demonstrated a fractional frequency stability of  $\approx 2 \times 10^{-14} \tau^{-1/2}$  and a fractional systematic uncertainty of  $7.8 \times 10^{-17}$  in a  $0.54 \text{ m}^3$  volume. With the recent development of compact laser sources and compact optical frequency combs, one could even develop a frequency standard with similar performances in a volume under 100 L. Furthermore, efforts directed towards the realization of single-ion space clocks would turn them into new tools to unveil the fundamental laws of the universe.

## Acknowledgements

The authors would like to thank Yann Kersalé for his careful reading of the manuscript, and Jacques Millo and Alexandre Didier who provided the pictures of the spherical and tetrahedric cavities.

## References

- (1) Chou, C.W.; Hume, D.B.; Koelemeij, J.C.J.; Wineland, D.J.; Rosenband, T. Frequency comparison of two high-accuracy  $\text{Al}^+$  optical clocks, *Physical Review Letters* **2010**, *104* (7), 070802.
- (2) Huntemann, N.; Sanner, C.; Lipphardt, B.; Tamm, C.; Peik, E. Single-ion atomic clock with  $3 \times 10^{-18}$  systematic uncertainty, *Physical Review Letters* **2016**, *116* (6).
- (3) Schioppo, M.; Brown, R.C.; McGrew, W.F.; Hinkley, N.; Fasano, R.J.; Beloy, K.; Yoon, T.H.; Milani, G.; Nicolodi, D.; Sherman, J.A.; *et al.* Ultrastable optical clock with two cold-atom ensembles, *Nature Photonics* **2016**, *11* (1), 48–52.
- (4) Nicholson, T.; Campbell, S.; Hutson, R.; Marti, G.; Bloom, B.; McNally, R.; Zhang, W.; Barrett, M.; Safronova, M.; Strouse, G.; *et al.* Systematic evaluation of an atomic clock at  $2 \times 10^{-18}$  total uncertainty, *Nature Communications* **2015**, *6* (6896).
- (5) Poli, N.; Schioppo, M.; Vogt, S.; Falke, S.; Sterr, U.; Lisdat, C.; Tino, G.M. A transportable strontium optical lattice clock, *Applied Physics B* **2014**, *117* (4), 1107–1116.
- (6) Koller, S.B.; Grotti, J.; Vogt, S.; Al-Masoudi, A.; Dörscher, S.; Häfner, S.; Sterr, U.;

- Lisdat, C. Transportable optical lattice clock with  $7 \times 10^{-17}$  uncertainty, *Physical Review Letters* **2017**, *118* (7).
- (7) Cao, J.; Zhang, P.; Shang, J.; Cui, K.; Yuan, J.; Chao, S.; Wang, S.; Shu, H.; Huang, X. A compact, transportable single-ion optical clock with  $7.8 \times 10^{-17}$  systematic uncertainty, *Applied Physics B* **2017**, *123* (4), 112.
  - (8) Quessada, A.; Kovacich, R.P.; Courty, I.; Clairon, A.; Santarelli, G.; Lemonde, P. The Dick effect for an optical frequency standard, *Journal of Optics B: Quantum and Semiclassical Optics* **2003**, *5* (2), S150–S154.
  - (9) Margolis, H.S. Optical frequency standards and clocks, *Contemporary Physics* **2010**, *51* (1), 37–58.
  - (10) Poli, N.; Oates, C.W.; Gill, P.; Tino, G.M. Optical atomic clocks, *Rivista Del Nuovo Cimento* **2013**, *36* (12), 555–624.
  - (11) Ludlow, A.D.; Boyd, M.M.; Ye, J.; Peik, E.; Schmidt, P. Optical atomic clocks, *Reviews of Modern Physics* **2015**, *87*, 637.
  - (12) Hong, F.L. Optical frequency standards for time and length applications, *Measurement Science and Technology* **2017**, *28* (1), 012002.
  - (13) Nand, N.R.; Hartnett, J.G.; Ivanov, E.N.; Santarelli, G. Ultra-stable very-low phase-noise signal source for very long baseline interferometry using a cryocooled sapphire oscillator, *IEEE Transactions on Microwave Theory and Techniques* **2011**, *59* (11), 2978–2986.
  - (14) Clivati, C.; Costanzo, G.A.; Frittelli, M.; Levi, F.; Mura, A.; Zucco, M.; Ambrosini, R.; Bortolotti, C.; Perini, F.; Roma, M.; *et al.* A coherent fiber link for very long baseline interferometry, *IEEE Transactions on Ultrasonics, Ferroelectrics, and Frequency Control* **2015**, *62* (11), 1907–1912.
  - (15) Przemysław, K.; Waldemar, A.; Artur, B.; Wojbor, B.; Łukasz, B.; Bob, C.; Roman, C.; Piotr, D.; Jacek, K.; Dariusz, L.; *et al.* Remote atomic clock delivery to the VLBI station in Toruń, In *Proceedings of the 2016 European Frequency and Time Forum (EFTF)*, April, 2016; pp 1–3.
  - (16) Clivati, C.; Ambrosini, R.; Artz, T.; Bertarini, A.; Bortolotti, C.; Frittelli, M.; Levi, F.; Mura, A.; Maccaferri, G.; Nanni, M.; *et al.* A VLBI experiment using a remote atomic clock via a coherent fibre link, *Scientific Reports* **2017**, *7* (40992).
  - (17) Gill, P. Is the time right for a redefinition of the second by optical atomic clocks?, *Journal of Physics: Conference Series* **2016**, *723*, 012053.
  - (18) Mills, I.M.; Mohr, P.J.; Quinn, T.J.; Taylor, B.N.; Williams, E.R. Redefinition of the kilogram, ampere, kelvin and mole: a proposed approach to implementing CIPM recommendation 1 (CI-2005), *Metrologia* **2006**, *43* (3), 227–246.
  - (19) Leute, J.; Huntemann, N.; Lipphardt, B.; Tamm, C.; Nisbet-Jones, P.B.R.; King, S.A.; Godun, R.M.; Jones, J.M.; Margolis, H.S.; Whibberley, P.B.; *et al.* Frequency comparison of  $^{171}\text{Yb}^+$  ion optical clocks at PTB and NPL via GPS PPP, *IEEE Transactions on Ultrasonics, Ferroelectrics, and Frequency Control* **2016**, *63* (7), 981–985.
  - (20) Exertier, P.; Samain, E.; Bonnefond, P.; Guillemot, P. Status of the T2L2/Jason2 Experiment, *Advances in Space Research* **2010**, *46* (12), 1559–1565.
  - (21) Fujieda, M.; Piester, D.; Gotoh, T.; Becker, J.; Aida, M.; Bauch, A. Carrier-phase two-way satellite frequency transfer over a very long baseline, *Metrologia* **2014**, *51* (3), 253–262.
  - (22) Musha, M.; Hong, F.L.; Nakagawa, K.; Ueda, K. Coherent optical frequency transfer over 50-km physical distance using a 120-km-long installed telecom fiber network, *Optics Express* **2008**, *16* (21), 16459–16466.
  - (23) Predehl, K.; Grosche, G.; Raupach, S.M.F.; Droste, S.; Terra, O.; Alnis, J.; Legero, T.; Hänsch, T.W.; Udem, T.; Holzwarth, R.; *et al.* A 920-kilometer optical fiber link for frequency metrology at the 19th decimal place, *Science* **2012**, *336* (6080), 441–444.
  - (24) Droste, S.; Ozimek, F.; Udem, T.; Predehl, K.; Hänsch, T.W.; Schnatz, H.; Grosche, G.; Holzwarth, R. Optical-frequency transfer over a single-span 1840 km fiber link, *Physical Review Letters* **2013**, *111*, 110801.

- (25) Śliwaczyński, L.; Krehlik, P.; Czubla, A.; Buczek, L.; Lipiński, M. Dissemination of time and RF frequency via a stabilized fibre optic link over a distance of 420km, *Metrologia* **2013**, *50* (2), 133.
- (26) Chiodo, N.; Quintin, N.; Stefani, F.; Wiotte, F.; Camisard, E.; Chardonnet, C.; Santarelli, G.; Amy-Klein, A.; Pottie, P.E.; Lopez, O. Cascaded optical fiber link using the internet network for remote clocks comparison, *Optics Express* **2015**, *23* (26), 33927.
- (27) Riehle, F. Optical clock networks, *Nature Photonics* **2017**, *11* (1), 25–31.
- (28) Vermeer, M. *Chronometric Levelling*; Reports of the Finnish Geodetic Institute, 83:2; Helsinki : Geodeettinen Laitos, Geodetiska Institutet, 1983.
- (29) Bjerhammar, A. On a relativistic geodesy, *Bulletin Géodésique* **1985**, *59* (3), 207–220.
- (30) Delva, P.; Lodewyck, J. Atomic clocks: new prospects in metrology and geodesy, *ArXiv e-prints* **2013**. ArXiv:1308.6766.
- (31) Flury, J. Relativistic geodesy, *Journal of Physics: Conference Series* **2016**, *723*, 012051.
- (32) Lisdat, C.; Grosche, G.; Quintin, N.; Shi, C.; Raupach, S.M.F.; Grebing, C.; Nicolodi, D.; Stefani, F.; Al-Masoudi, A.; Dörscher, S.; *et al.* A clock network for geodesy and fundamental science, *Nature Communications* **2016**, *7*, 12443.
- (33) Takano, T.; Takamoto, M.; Ushijima, I.; Ohmae, N.; Akatsuka, T.; Yamaguchi, A.; Kuroishi, Y.; Munekane, H.; Miyahara, B.; Katori, H. Geopotential measurements with synchronously linked optical lattice clocks, *Nature Photonics* **2016**, *10* (10), 662–666.
- (34) Nemitz, N.; Ohkubo, T.; Takamoto, M.; Ushijima, I.; Das, M.; Ohmae, N.; Katori, H. Frequency ratio of Yb and Sr clocks with  $5 \times 10^{-17}$  uncertainty at 150 seconds averaging time, *Nature Photonics* **2016**, *10* (4), 258–261.
- (35) Lion, G.; Panet, I.; Wolf, P.; Guerlin, C.; Bize, S.; Delva, P. Determination of a high spatial resolution geopotential model using atomic clock comparisons, *Journal of Geodesy* **2017**, *91* (6), 597–611.
- (36) Grotti, J.; Koller, S.; Vogt, S.; Häfner, S.; Sterr, U.; Lisdat, C.; Denker, H.; Voigt, C.; Timmen, L.; Rolland, A.; *et al.* Geodesy and metrology with a transportable optical clock, *ArXiv e-prints* **2017**, (1705.04089).
- (37) Safronova, M.; Budker, D.; DeMille, D.; Kimball, D.F.J.; Derevianko, A.; Clark, C.W. Search for New Physics with Atoms and Molecules, *ArXiv e-prints* **2017**. ArXiv:1710.01833.
- (38) Derevianko, A.; Pospelov, M. Hunting for topological dark matter with atomic clocks, *Nature Physics* **2014**, *10* (12), 933–936.
- (39) Derevianko, A. Atomic clocks and dark-matter signatures, *Journal of Physics: Conference Series* **2016**, *723*, 012043.
- (40) Damour, T.; Piazza, F.; Veneziano, G. Runaway dilaton and equivalence principle violations, *Physical Review Letters* **2002**, *89*, 081601.
- (41) Uzan, J.P. The fundamental constants and their variation: observational and theoretical status, *Review of Modern Physics* **2003**, *75*, 403–455.
- (42) Godun, R.; Nisbet-Jones, P.; Jones, J.; King, S.; Johnson, L.; Margolis, H.; Szymaniec, K.; Lea, S.; Bongs, K.; Gill, P. Frequency ratio of two optical clock transitions in  $^{171}\text{Yb}^+$  and constraints on the time variation of fundamental constants, *Physical Review Letters* **2014**, *113* (21), 210801.
- (43) Dzuba, V.A.; Flambaum, V.V.; Safronova, M.S.; Porsev, S.G.; Pruttivarasin, T.; Hohensee, M.A.; Häfner, H. Strongly enhanced effects of Lorentz symmetry violation in entangled  $\text{Yb}^+$  ions, *Nature Physics* **2016**, *12* (5), 465–468.
- (44) Huntemann, N.; Lipphardt, B.; Tamm, C.; Gerginov, V.; Weyers, S.; Peik, E. Improved limit on a temporal variation of  $m_p/m_e$  from comparisons of  $\text{Yb}^+$  and Cs atomic clocks, *Physical Review Letters* **2014**, *113*, 210802.
- (45) Laurent, P.; Massonnet, D.; Cacciapuoti, L.; Salomon, C. The ACES/PHARAO space mission, *Comptes Rendus Physique* **2015**, *16* (5), 540–552.
- (46) www.soc2.eu.
- (47) Bongs, K.; Singh, Y.; Smith, L.; He, W.; Kock, O.; Świerad, D.; Hughes, J.; Schiller, S.;

- Alighanbari, S.; Origlia, S.; *et al.* Development of a strontium optical lattice clock for the SOC mission on the ISS, *Comptes Rendus Physique* **2015**, *16* (5), 553 – 564. The measurement of time / La mesure du temps.
- (48) Origlia, S.; Schiller, S.; and L. Smith, M.S.P.; Singh, Y.; He, W.; Viswam, S.; Świerad, D.; Hughes, J.; Bongs, K.; Sterr, U.; *et al.* Development of a strontium optical lattice clock for the SOC mission on the ISS, In *Proceedings SPIE*, 2016; Vol. 9900, pp 9900 – 9900 – 12.
- (49) Pizzocaro, M.; Thoumany, P.; Rauf, B.; Bregolin, F.; Milani, G.; Clivati, C.; Costanzo, G.A.; Levi, F.; Calonico, D. Absolute frequency measurement of the  $^1S_0 - ^3P_0$  transition of  $^{171}\text{Yb}$ , *Metrologia* **2017**, *54* (1), 102.
- (50) Dehmelt, H. Proposed  $10^{-14}\delta\nu/\nu$  laser fluorescence spectroscopy on  $\text{Tl}^+$  mono-ion oscillator, *Bulletin of the American Physical Society* **1975**, *20* (60).
- (51) Dehmelt, H.; Yu, N.; ; Nagourney, W. The  $6^1S_0 - 6^3P_0$  transition in thallium isotope ion  $^{204}\text{Tl}^+$ : A superior atomic clock, *Proceedings of the National Academy of Sciences of the United States of America* **1989**, *89* (11), 3938.
- (52) Yu, N.; Dehmelt, H.; ; Nagourney, W. The  $3^1S_0 - 3^3P_0$  transition in the aluminum isotope ion  $^{26}\text{Al}^+$ : a potentially superior passive laser frequency standard and spectrum analyzer, *Proceedings of the National Academy of Sciences of the United States of America* **1992**, *89* (16), 7289.
- (53) Bell, A.S.; Gill, P.; Klein, H.A.; Levick, A.P.; Tamm, C.; Schnier, D. Laser cooling of trapped ytterbium ions using a four-level optical-excitation scheme, *Physical Review A* **1991**, *44* (1), R20–R23.
- (54) Cundiff, S.T. *Colloquium: Femtosecond optical frequency combs*, *Review of Modern Physics* **2003**, *75* (1), 325–342.
- (55) Hänsch, T.W. Nobel Lecture: Passion for precision, *Review of Modern Physics* **2006**, *78* (4), 1297–1309.
- (56) Huang, Y.; Guan, H.; Liu, P.; Bian, W.; Ma, L.; Liang, K.; Li, T.; Gao, K. Frequency comparison of two  $^{40}\text{Ca}^+$  optical clocks with an uncertainty at the  $10^{-17}$  level, *Physical Review Letters* **2016**, *116* (1), 013001.
- (57) Rosenband, T.; Hume, D.B.; Schmidt, P.O.; Chou, C.W.; Brusch, A.; Lorini, L.; Oskay, W.H.; Drullinger, R.E.; Fortier, T.M.; Stalnaker, J.E.; *et al.* Frequency ratio of  $\text{Al}^+$  and  $\text{Hg}^+$  single-ion optical clocks; metrology at the 17th decimal place, *Science* **2008**, *319* (5871), 1808–1812.
- (58) Dubé, P.; Madej, A.A.; Tibbo, M.; Bernard, J.E. High-accuracy measurement of the differential scalar polarizability of a  $^{88}\text{Sr}^+$  clock using the time-dilation effect, *Physical Review Letters* **2014**, *112* (17), 173002.
- (59) Tamm, C.; Huntemann, N.; Lipphardt, B.; Gerginov, V.; Nemitz, N.; Kazda, M.; Weyers, S.; Peik, E. Cs-based optical frequency measurement using cross-linked optical and microwave oscillators, *Physical Review A* **2014**, *89*, 023820.
- (60) Pyka, K.; Herschbach, N.; Keller, J.; Mehlstäubler, T.E. A high-precision segmented Paul trap with minimized micromotion for an optical multiple-ion clock, *Applied Physics B* **2013**, *114*, 1–11.
- (61) Peik, E.; Tamm, C. Nuclear laser spectroscopy of the 3.5 eV transition in Th-229, *Europhysics Letters* **2003**, *61* (2), 181–186.
- (62) Arnold, K.; Hajiyev, E.; Paez, E.; Lee, C.H.; Barrett, M.D.; Bollinger, J. Prospects for atomic clocks based on large ion crystals, *Physical Review A* **2015**, *92* (3), 032108.
- (63) Le Targat, R.; Lorini, L.; Le Coq, Y.; Zawada, M.; Guéna, J.; Abgrall, M.; Gurov, M.; Rosenbusch, P.; Rovera, D.G.; Nagórny, B.; *et al.* Experimental realization of an optical second with strontium lattice clocks, *Nature Communications* **2013**, *4* (2109).
- (64) Grebing, C.; Al-Masoudi, A.; Dörscher, S.; Häfner, S.; Gerginov, V.; Weyers, S.; Lipphardt, B.; Riehle, F.; Sterr, U.; Lisdat, C. Realization of a timescale with an accurate optical lattice clock, *Optica* **2016**, *3* (6), 563–569.
- (65) Champenois, C.; Houssin, M.; Lisowski, C.; Knoop, M.; Hagel, G.; Vedel, M.; Vedel, F. Evaluation of the ultimate performances of a  $\text{Ca}^+$  single-ion frequency standard, *Physics*

- Letters A* **2004**, *331* (5), 298–311.
- (66) Itano, W.M.; Bergquist, J.C.; Bollinger, J.J.; Gilligan, J.M.; Heinzen, D.J.; Moore, F.L.; Raizen, M.G.; Wineland, D.J. Quantum projection noise: Population fluctuations in two-level systems, *Physical Review A* **1993**, *47*, 3554–3570.
- (67) Dicke, R.H. The effect of collisions upon the Doppler width of spectral lines, *Physical Review* **1953**, *89* (2), 472–473.
- (68) Chen, J.S.; Brewer, S.M.; Chou, C.W.; Wineland, D.J.; Leibbrandt, D.R.; Hume, D.B. Sympathetic ground state cooling and time-dilation shifts in an  $^{27}\text{Al}^+$  optical clock, *Physical Review Letters* **2017**, *118* (5).
- (69) Berkeland, D.J.; Miller, J.D.; Bergquist, J.C.; Itano, W.M.; Wineland, D.J. Minimization of ion micromotion in a Paul trap, *Journal of Applied Physics* **1998**, *83* (10), 5025–5033.
- (70) Keller, J.; Burgermeister, T.; Kalincev, D.; Kiethe, J.; Mehlstäubler, T.E. Evaluation of trap-induced systematic frequency shifts for a multi-ion optical clock at the  $10^{-19}$  level, *Journal of Physics: Conference Series* **2016**, *723* (1), 012027.
- (71) Itano, W.M. External-field shifts of the  $^{199}\text{Hg}^+$  optical frequency standard, *Journal of Research of the National Institute of Standards and Technology* **2000**, *105* (6), 829–837.
- (72) Dubé, P.; Madej, A.A.; Bernard, J.E.; Marmet, L.; Boulanger, J.S.; Cundy, S. Electric quadrupole shift cancellation in single-ion optical frequency standards, *Physical Review Letters* **2005**, *95* (3), 033001.
- (73) Dolezal, M.; Balling, P.; Nisbet-Jones, P.B.R.; King, S.A.; Jones, J.M.; Klein, H.A.; Gill, P.; Lindvall, T.; Wallin, A.E.; Merimaa, M.; *et al.* Analysis of thermal radiation in ion traps for optical frequency standards, *Metrologia* **2015**, *52* (6), 842.
- (74) Zanon-Willette, T. Probe light-shift elimination in generalized hyper-Ramsey quantum clocks, *Physical Review A* **2016**, *93* (4), 042506.
- (75) Bernard, J.; Marmet, L.; Madej, A. A laser frequency lock referenced to a single trapped ion, *Optics Communications* **1998**, *150* (1-6), 170–174.
- (76) Black, E.D. An introduction to Pound-Drever-Hall laser frequency stabilization, *American Journal of Physics* **2001**, *69* (1), 79–87.
- (77) Numata, K.; Kemery, A.; Camp, J. Thermal-noise limit in the frequency stabilization of lasers with rigid cavities, *Physical Review Letters* **2004**, *93* (25), 250602.
- (78) Kessler, T.; Legero, T.; Sterr, U. Thermal noise in optical cavities revisited, *Journal of the Optical Society of America B* **2012**, *29* (1), 178–184.
- (79) Cole, G.D.; Zhang, W.; Martin, M.J.; Ye, J.; Aspelmeyer, M. Tenfold reduction of Brownian noise in high-reflectivity optical coatings, *Nature Photonics* **2013**, *7* (8), 644–650.
- (80) Kessler, T.; Hagemann, C.; Grebing, C.; Legero, T.; Sterr, U.; Riehle, F.; Martin, M.J.; Chen, L.; Ye, J. A sub-40-mHz-linewidth laser based on a silicon single-crystal optical cavity, *Nature Photonics* **2012**, *6* (10), 687–692.
- (81) Chen, L.; Hall, J.L.; Ye, J.; Yang, T.; Zang, E.; Li, T. Vibration-induced elastic deformation of Fabry-Perot cavities, *Physical Review A* **2006**, *74* (5), 053801.
- (82) Millo, J.; Magalhães, D.V.; Mandache, C.; Le Coq, Y.; English, E.M.L.; Westergaard, P.G.; Lodewyck, J.; Bize, S.; Lemonde, P.; Santarelli, G. Ultrastable lasers based on vibration insensitive cavities, *Physical Review A* **2009**, *79* (5), 053829.
- (83) Häfner, S.; Falke, S.; Grebing, C.; Vogt, S.; Legero, T.; Merimaa, M.; Lisdat, C.; Sterr, U.  $8 \times 10^{17}$  fractional laser frequency instability with a long room-temperature cavity, *Optics Letters* **2015**, *40* (9), 2112–2115.
- (84) Matei, D.G.; Legero, T.; Häfner, S.; Grebing, C.; Weyrich, R.; Zhang, W.; Sonderhouse, L.; Robinson, J.M.; Ye, J.; Riehle, F.; *et al.* 1.5  $\mu\text{m}$  lasers with sub 10 mHz linewidth, *ArXiv e-prints* **2017**. ArXiv:1702.04669v4.
- (85) Webster, S.; Gill, P. Force-insensitive optical cavity, *Optics Letters* **2011**, *36* (18), 3572–3574.
- (86) Davila-Rodriguez, J.; Baynes, F.N.; Ludlow, A.D.; Fortier, T.M.; Leopardi, H.; Diddams, S.A.; Quinlan, F. Compact, thermal-noise-limited reference cavity for ultra-low-noise microwave generation, *Optics Letters* **2017**, *42* (7), 1277–1280.
- (87) Leibbrandt, D.R.; Thorpe, M.J.; Notcutt, M.; Drullinger, R.E.; Rosenband, T.; Bergquist,

- J.C. Spherical reference cavities for frequency stabilization of lasers in non-laboratory environments, *Optics Express* **2011**, *19* (4), 3471–3482.
- (88) Didier, A.; Millo, J.; Lacroûte, C.; Ouisse, M.; Delporte, J.; Vincent Giordano; Rubiola, E.; Kersalé, Y. Design of an ultra-compact reference ULE cavity, *Journal of Physics: Conference Series* **2016**, *723* (1), 012029.
- (89) Leibbrandt, D.R.; Thorpe, M.J.; Bergquist, J.C.; Rosenband, T. Field-test of a robust, portable, frequency-stable laser, *Optics Express* **2011**, *19* (11), 10278–10286.
- (90) Leibbrandt, D.R.; Bergquist, J.C.; Rosenband, T. Cavity-stabilized laser with acceleration sensitivity below  $10^{-12} \text{ g}^{-1}$ , *Physical Review A* **2013**, *87* (2), 023829.
- (91) Didier, A.; Millo, J.; Grop, S.; Dubois, B.; Bigler, E.; Rubiola, E.; Lacroûte, C.; Kersalé, Y. Ultra-low phase noise all-optical microwave generation setup based on commercial devices, *Applied Optics* **2015**, *54* (12), 3682–3686.
- (92) Legero, T.; Kessler, T.; Sterr, U. Tuning the thermal expansion properties of optical reference cavities with fused silica mirrors, *Journal of the Optical Society of America B* **2010**, *27* (5), 914–919.
- (93) Didier, A.; Millo, J.; Maréchal, B.; Rocher, C.; Lacroûte, C.; Ouisse, M.; Rubiola, E.; Kersalé, Y. Compact Ultra-Stable Laser, In *Proceedings of the 2017 Joint Conference of the European Frequency and Time Forum and IEEE International Frequency Control Symposium*, 2017; pp 775–776.
- (94) Vogt, S.; Lisdat, C.; Legero, T.; Sterr, U.; Ernsting, I.; Nevsky, A.; Schiller, S. Demonstration of a transportable 1 Hz-linewidth laser, *Applied Physics B* **2011**, *104* (4), 741.
- (95) Chen, Q.F.; Nevsky, A.; Cardace, M.; Schiller, S.; Legero, T.; Häfner, S.; Uhde, A.; Sterr, U. A compact, robust, and transportable ultra-stable laser with a fractional frequency instability of  $1 \times 10^{-15}$ , *Review of Scientific Instruments* **2014**, *85* (11), 113107.
- (96) Parker, B.; Marra, G.; Johnson, L.A.M.; Margolis, H.S.; Webster, S.A.; Wright, L.; Lea, S.N.; Gill, P.; Bayvel, P. Transportable cavity-stabilized laser system for optical carrier frequency transmission experiments, *Applied Optics* **2014**, *53* (35), 8157–8166.
- (97) Świerad, D.; Häfner, S.; Vogt, S.; Venon, B.; Holleville, D.; Bize, S.; Kulosa, A.; Bode, S.; Singh, Y.; Bongs, K.; *et al.* Ultra-stable clock laser system development towards space applications, *Scientific Reports* **2016**, *6*, 33973.
- (98) Argence, B.; Prevost, E.; Lévêque, T.; Le Goff, R.; Bize, S.; Lemonde, P.; Santarelli, G. Prototype of an ultra-stable optical cavity for space applications, *Optics Express* **2012**, *20* (23), 25409–25420.
- (99) Paul, W. Electromagnetic traps for charged and neutral particles, *Reviews of Modern Physics* **1990**, *62* (3), 531–540.
- (100) Oskay, W.H. Single-atom optical clock with high accuracy, *Physical Review Letters* **2006**, *97* (2), 020801.
- (101) Tamm, C.; Engelke, D.; Bühner, V. Spectroscopy of the electric-quadrupole transition  $^2S_{1/2}(F=0) \rightarrow ^2D_{3/2}(F=2)$  in trapped  $^{171}\text{Yb}^+$ , *Physical Review A* **2000**, *61* (5), 053405.
- (102) Schrama, C.A.; Peik, E.; Smith, W.W.; Walther, H. Novel miniature ion traps, *Optics Communications* **1993**, *101* (1), 32–36.
- (103) Barwood, G.P.; Huang, G.; Klein, H.A.; Johnson, L.A.M.; King, S.A.; Margolis, H.S.; Szymaniec, K.; Gill, P. Agreement between two  $^{88}\text{Sr}^+$  optical clocks to 4 parts in  $10^{17}$ , *Physical Review A* **2014**, *89*, 050501.
- (104) Schmidt, P.O.; Rosenband, T.; Langer, C.; Itano, W.M.; Bergquist, J.C.; Wineland, D.J. Spectroscopy using quantum logic, *Science* **2005**, *309* (5735), 749–752.
- (105) Chiaverini, J.; Blakestad, R.B.; Britton, J.; Jost, J.D.; Langer, C.; Leibfried, D.; Ozeri, R.; Wineland, D.J. Surface-electrode architecture for ion-trap quantum information processing, *Quantum Information and Computation* **2005**, *5* (6), 419–439.
- (106) Seidelin, S.; Chiaverini, J.; Reichle, R.; Bollinger, J.J.; Leibfried, D.; Britton, J.; Wesenberg, J.H.; Blakestad, R.B.; Epstein, R.J.; Hume, D.B.; *et al.* Microfabricated surface-electrode ion trap for scalable quantum information processing, *Physical Review Letters* **2006**, *96* (25), 253003.



- (107) House, M.G. Analytic model for electrostatic fields in surface-electrode ion traps, *Physical Review A* **2008**, *78* (3), 033402.
- (108) Wesenberg, J.H. Electrostatics of surface-electrode ion traps, *Physical Review A* **2008**, *78* (6), 063410.
- (109) Turchette, Q.A.; Kielpinski; King, B.E.; Leibfried, D.; Meekhof, D.M.; Myatt, C.J.; Rowe, M.A.; Sackett, C.A.; Wood, C.S.; Itano, W.M.; *et al.* Heating of trapped ions from the quantum ground state, *Physical Review A* **2000**, *61* (6), 063418.
- (110) Brownnutt, M.; Kumph, M.; Rabl, P.; Blatt, R. Ion-trap measurements of electric-field noise near surfaces, *Review of Modern Physics* **2015**, *87*, 1419–1482.
- (111) Hite, D.A.; Colombe, Y.; Wilson, A.C.; Brown, K.R.; Warring, U.; Jördens, R.; Jost, J.D.; McKay, K.S.; Pappas, D.P.; Leibfried, D.; *et al.* 100-fold reduction of electric-field noise in an ion trap cleaned with in-situ argon-ion-beam bombardment, *Physical Review Letters* **2012**, *109* (10), 103001.
- (112) McKay, K.S.; Hite, D.A.; Colombe, Y.; Jördens, R.; Wilson, A.C.; Slichter, D.H.; Allcock, D.T.C.; Leibfried, D.; Wineland, D.J.; Pappas, D.P. Ion-trap electrode preparation with Ne<sup>+</sup> bombardment, *ArXiv e-prints* **2014**, (1406.1778).
- (113) Labaziewicz, J.; Ge, Y.; Antohi, P.; Leibbrandt, D.; Brown, K.R.; Chuang, I.L. Suppression of heating rates in cryogenic surface-electrode ion traps, *Physical Review Letters* **2008**, *100* (1), 013001.
- (114) Brownnutt, M.; Wilpers, G.; Gill, P.; Thompson, R.C.; Sinclair, A.G. Monolithic microfabricated ion trap chip design for scaleable quantum processors, *New Journal of Physics* **2006**, *8* (10), 232.
- (115) Hughes, M.D.; Lekitsch, B.; Broersma, J.A.; Hensinger, W.K. Microfabricated ion traps, *Contemporary Physics* **2011**, *52* (6), 505–529.
- (116) Wilpers, G.; See, P.; Gill, P.; Sinclair, A.G. A monolithic array of three-dimensional ion traps fabricated with conventional semiconductor technology, *Nature Nanotechnology* **2012**, *7* (9), 572–576.
- (117) Wilpers, G.; See, P.; Gill, P.; Sinclair, A.G. A compact UHV package for microfabricated ion-trap arrays with direct electronic air-side access, *Applied Physics B* **2013**, *111* (1), 21–28.
- (118) MIKES | Spectroscopy. [Http://www.mikes.fi/en/research/spectroscopy](http://www.mikes.fi/en/research/spectroscopy).
- (119) Introduction - Quest. [Http://www.quantummetrology.de/quest/eqm/research/portable-trapped-ion-optical-frequency-standard/introduction.html](http://www.quantummetrology.de/quest/eqm/research/portable-trapped-ion-optical-frequency-standard/introduction.html).
- (120) Brewer, S.M.; Chen, J.S.; Leibbrandt, D.R.; Chou, C.W.; Wineland, D.J.; Bergquist, J.C.; Rosenband, T. A high-accuracy mobile Al<sup>+</sup> optical clock, In *2014 IEEE International Frequency Control Symposium (FCS)*, 2014.
- (121) Lacroûte, C.; Souidi, M.; Bourgeois, P.Y.; Millo, J.; Saleh, K.; Bigler, E.; Boudot, R.; Giordano, V.; Kersalé, Y. Compact Yb<sup>+</sup> optical atomic clock project: design principle and current status, *Journal of Physics: Conference Series* **2016**, *723* (1), 012025.
- (122) Compact Atomic Clock project - Matthias Keller group - University of Sussex. [http://itcm-sussex.com/?page\\_id=333](http://itcm-sussex.com/?page_id=333).
- (123) Leibfried, D. Quantum state preparation and control of single molecular ions, *New Journal of Physics* **2012**, *14* (2), 023029.
- (124) Wolf, F.; Wan, Y.; Heip, J.C.; Gebert, F.; Shi, C.; Schmidt, P.O. Non-destructive state detection for quantum logic spectroscopy of molecular ions, *Nature* **2016**, *530* (7591), 457–460.
- (125) Meekhof, D.M. Generation of Nonclassical Motional States of a Trapped Atom, *Physical Review Letters* **1996**, *76* (11), 1796–1799.
- (126) Herschbach, N.; Pyka, K.; Keller, J.; Mehlstäubler, T.E. Linear Paul trap design for an optical clock with Coulomb crystals, *Applied Physics B* **2012**, *107* (4), 891–906.
- (127) Fordell, T.; Lindvall, T.; Dubé, P.; Madej, A.A.; Wallin, A.E.; Merimaa, M. Broadband, unpolarized repumping and clearout light sources for Sr<sup>+</sup> single-ion clocks, *Optics Letters* **2015**, *40* (8), 1822.
- (128) Dubé, P.; Madej, A.A.; Zhou, Z.; Bernard, J.E. Evaluation of systematic shifts of the

- $^{88}\text{Sr}^+$  single-ion optical frequency standard at the  $10^{-17}$  level, *Physical Review A* **2013**, *87*, 023806.
- (129) Saleh, K.; Millo, J.; Didier, A.; Kersalé, Y.; Lacroûte, C. Frequency stability of a wavelength meter and applications to laser frequency stabilization, *Applied Optics* **2015**, *54* (32), 9446–9449.
- (130) Delehaye, M.; Millo, J.; Bourgeois, P.Y.; Groult, L.; Boudot, R.; Rubiola, E.; Bigler, E.; Kersalé, Y.; Lacroûte, C. Residual Phase Noise Measurement of Optical Second Harmonic Generation in PPLN Waveguides, *IEEE Photonics Technology Letters* **2017**, *29* (19), 1639–1642.
- (131) Szmuk, R.; Dugrain, V.; Maineult, W.; Reichel, J.; Rosenbusch, P. Stability of a trapped-atom clock on a chip, *Physical Review A* **2015**, *92* (1), 012106.
- (132) Telle, H.R.; Steinmeyer, G.; Dunlop, A.E.; Stenger, J.; Sutter, D.H.; Keller, U. Carrier-envelope offset phase control: A novel concept for absolute optical frequency measurement and ultrashort pulse generation, *Applied Physics B* **1999**, *69* (4), 327–332.
- (133) Jones, D.J.; Diddams, S.A.; Ranka, J.K.; Stentz, A.; Windeler, R.S.; Hall, J.L.; Cundiff, S.T. Carrier-Envelope Phase Control of Femtosecond Mode-Locked Lasers and Direct Optical Frequency Synthesis, *Science* **2000**, *288* (5466), 635–639.
- (134) Nicolodi, D.; Argence, B.; Zhang, W.; Le Targat, R.; Santarelli, G.; Le Coq, Y. Spectral purity transfer between optical wavelengths at the  $10^{-18}$  level, *Nature Photonics* **2014**, *8* (3), 219–223.
- (135) Fortier, T.M.; Kirchner, M.S.; Quinlan, F.; Taylor, J.; Bergquist, J.C.; Rosenband, T.; Lemke, N.; Ludlow, A.; Jiang, Y.; Oates, C.W.; *et al.* Generation of ultrastable microwaves via optical frequency division, *Nature Photonics* **2011**, *5* (7), 425–429.
- (136) Riehle, F. Towards a redefinition of the second based on optical atomic clocks, *Comptes Rendus Physique* **2015**, *16* (5), 506–515.
- (137) Hall, J.L. Nobel Lecture: Defining and measuring optical frequencies, *Review of Modern Physics* **2006**, *78*, 1279–1295.
- (138) Diddams, S.A. The evolving optical frequency comb, *J. Opt. Soc. Am. B* **2010**, *27* (11), B51–B62.
- (139) Hall, J.L. Why it took so long for the laser and the optical comb to be invented: the unmarked trail from concept to experimental reality, *J. Opt. Soc. Am. B* **2017**, *34* (2), 338–346.
- (140) Lezius, M.; Wilken, T.; Deutsch, C.; Giunta, M.; Mandel, O.; Thaller, A.; Schkolnik, V.; Schiemangk, M.; Dinkelaker, A.; Kohfeldt, A.; *et al.* Space-borne frequency comb metrology, *Optica* **2016**, *3* (12), 1381–1387.
- (141) Kippenberg, T.J.; Holzwarth, R.; Diddams, S.A. Microresonator-based optical frequency combs, *Science* **2011**, *332* (6029), 555–559.
- (142) Liang, W.; Ilchenko, V.S.; Eliyahu, D.; Savchenkov, A.A.; Matsko, A.B.; Seidel, D.; Maleki, L. Ultralow noise miniature external cavity semiconductor laser, *Nature Communications* **2015**, *6*, 7371.
- (143) Luvsandamdin, E.; Kürbis, C.; Schiemangk, M.; Sahm, A.; Wicht, A.; Peters, A.; Erbert, G.; Tränkle, G. Micro-integrated extended cavity diode lasers for precision potassium spectroscopy in space, *Optics Express* **2014**, *22* (7), 7790–7798.
- (144) Rauch, S.; Sacher, J. Compact Bragg grating stabilized ridge waveguide laser module with a power of 380 mW at 780 nm, *IEEE Photonics Technology Letters* **2015**, *27*, 1737–1740.
- (145) Barwood, G.P.; Gill, P.; Huang, G.; Klein, H.A. Automatic laser control for a  $^{88}\text{Sr}^+$  optical frequency standard, *Measurement Science and Technology* **2012**, *23* (5), 055201.
- (146) Burd, S.C.; Allcock, D.T.C.; Leinonen, T.; Penttinen, J.P.; Slichter, D.H.; Srinivas, R.; Wilson, A.C.; Jrdens, R.; Guina, M.; Leibfried, D.; *et al.* VECSEL systems for the generation and manipulation of trapped magnesium ions, *Optica* **2016**, *3* (12), 1294–1299.
- (147) VanDevender, A.P.; Colombe, Y.; Amini, J.; Leibfried, D.; Wineland, D.J. Efficient fiber

- optic detection of trapped ion fluorescence, *Physical Review Letters* **2010**, *105* (2), 023001.
- (148) Takahashi, H.; Wilson, A.; Riley-Watson, A.; Orucevic, F.; Seymour-Smith, N.; Keller, M.; Lange, W. An integrated fiber trap for single-ion photonics, *New Journal of Physics* **2013**, *15* (5), 053011.
- (149) Eltony, A.M.; Wang, S.X.; Akselrod, G.M.; Herskind, P.F.; Chuang, I.L. Transparent ion trap with integrated photodetector, *Applied Physics Letters* **2013**, *102*, 054106.
- (150) Mehta, K.K.; Bruzewicz, C.D.; McConnell, R.; Ram, R.J.; Sage, J.M.; Chiaverini, J. Integrated optical addressing of an ion qubit, *Nature Nanotechnology* **2016**, *11* (12), 1066–1070.
- (151) Safronova, M.S.; Dzuba, V.A.; Flambaum, V.V.; Safronova, U.I.; Porsev, S.G.; Kozlov, M.G. Highly charged ions for atomic clocks, quantum information, and search for  $\alpha$  variation, *Physical Review Letters* **2014**, *113* (3), 030801.
- (152) Prestage, J.; Chung, S.; Lim, L.; Matevosian, A. Compact microwave mercury ion clock for deep-space applications, In *Frequency Control Symposium, 2007 Joint with the 21st European Frequency and Time Forum. IEEE International*, 2007; pp 1113–1115.
- (153) Schwindt, P.D.D.; Jau, Y.Y.; Partner, H.; Casias, A.; Wagner, A.R.; Moorman, M.; Manginell, R.P.; Kellogg, J.R.; Prestage, J.D. A highly miniaturized vacuum package for a trapped ion atomic clock, *Review of Scientific Instruments* **2016**, *87* (5), 053112.