

ETH-DS3Lab at SemEval-2018 Task 7: Effectively Combining Recurrent and Convolutional Neural Networks for Relation Classification and Extraction

Jonathan Rotsztein¹, Nora Hollenstein^{1,2}, Ce Zhang¹

¹ Systems Group, ETH Zurich

{rotsztej, noraho}@ethz.ch, ce.zhang@inf.ethz.ch

² IBM Research, Zurich

Abstract

Reliably detecting relevant relations between entities in unstructured text is a valuable resource for knowledge extraction, which is why it has awakened significant interest in the field of Natural Language Processing. In this paper, we present a system for relation classification and extraction based on an ensemble of convolutional and recurrent neural networks that ranked first in 3 out of the 4 Subtasks at SemEval 2018 Task 7. We provide detailed explanations and grounds for the design choices behind the most relevant features and analyze their importance.

1 Introduction and related work

One of the current challenges in analyzing unstructured data is to extract valuable knowledge by detecting the relevant entities and relations between them. The focus of SemEval 2018 Task 7 is on relation classification (assigning a type of relation to an entity pair - *Subtask 1*) and relation extraction (detecting the existence of a relation between two entities and determining its type - *Subtask 2*).

Moreover, the task distinguishes between relation classification on clean data (i.e.: manually annotated entities - *Subtask 1.1*) and noisy data (automatically annotated entities - *Subtask 1.2*). It addresses semantic relations from 6 categories, all of them specific to scientific literature. Relation instances are to be classified into one of the following classes: USAGE, RESULT, MODEL-FEATURE, PART-WHOLE, TOPIC, COMPARE, where the first five are asymmetrical relations and the last is order-independent (see Gábor et al. (2018) for a more detailed description of the task). Since the training data was provided by the task organizers, we focused on supervised methods for relation classification and extraction. Similar systems in the past have been based on Support Vector Machines (Uzuner et al., 2011; Minard et al.,

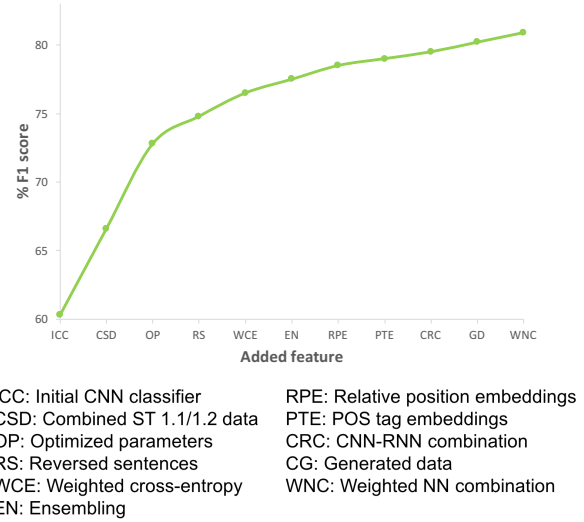


Figure 1: Feature addition study to evaluate the impact of the most relevant features on the F_1 score of the 5-fold cross-validated training set of Subtasks 1.1 and 1.2

2011), Naïve Bayes (Zayaraz et al., 2015) and Conditional Random Fields (Sutton and McCallum, 2006). More recent approaches have experimented with neural network architectures (Socher et al., 2012; Fu et al., 2017), especially convolutional neural networks (CNNs) (Nguyen and Grishman, 2015; Lee et al., 2017) and recurrent neural networks (RNNs) based on LSTMs (Zheng et al., 2017; Peng et al., 2017). The system presented in this article builds upon the latest improvements in employing neural networks for relation classification and extraction. An overview of the most relevant features is shown on Figure 1.

2 Method

2.1 Neural architecture

Figure 2 shows the full architecture of our system. Its main component is an ensemble of CNNs and RNNs. The CNN architecture follows closely on (Kim, 2014; Collobert et al., 2011). It consists of

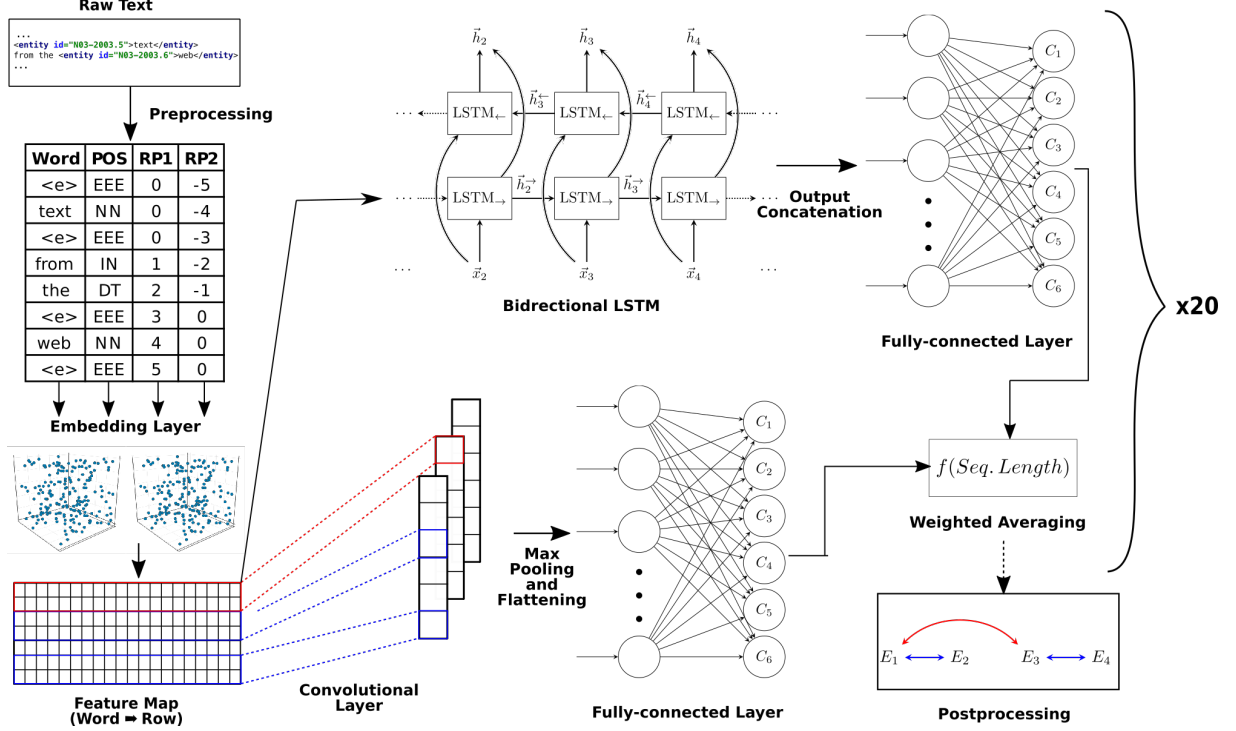


Figure 2: Full pipeline architecture

an initial embedding layer, which is followed by a convolutional layer with multiple filter widths and feature maps with a ReLU activation function, a max-pooling layer (applied over time) and a fully-connected layer, that is trained with dropout, and produces the output as logits, to which a softmax function is applied to obtain probabilities. The RNN consists of the same initial embedding layer, followed two LSTM-based sequence models (Hochreiter and Schmidhuber, 1997), one in the forward and one in the backward direction of the sequence, which are dynamic (i.e.: work seamlessly for varying sequence lengths). The output and final hidden states of the forward and backward networks are then concatenated to a single vector. Finally, a fully-connected layer, trained with dropout, connects this vector to the logit outputs, to which a softmax function is applied analogously to obtain probabilities.

The complete architecture was replicated and trained independently several times (see Table 2) using different random seeds that ensured distinct initial values, sample ordering, etc. in order to form an ensemble of classifiers, whose output probabilities were averaged to obtain the final probabilities for each class. We analyzed and tried several deeper and more complex neural architectures, such as multiple stacked LSTMs (up to 4)

and models with 2 to 4 hidden layers, but they didn’t achieve any significant improvements over the simpler models. Conclusively, the strategy that produced the best results consisted of adequately combining the individual predictions of the single models (see section 4).

2.2 Domain-specific word embeddings

We collected additional domain-specific data from scientific NLP papers to train word embeddings. All *ArXiv cs.CL* abstracts since 2010 (1 million tokens) and the *ACL ARC corpus* (90 million tokens; Bird et al. (2008)) were downloaded and preprocessed. We used *gensim* (Řehůřek and Sojka, 2010) to train word2vec embeddings on these two data sources, and additionally the sentences provided as training data for the SemEval task (in total: 91,304,581 tokens). We experimented with embeddings of 100, 200 and 300 dimensions, where 200 dimensions yielded the best performance for the task as shown in Figure 3.

2.3 Preprocessing

Cropping sentences Since the most relevant portion of text to determine the relation type is generally the one contained between and including the entities (Lee et al., 2017), we solely analyzed that part of the sentences and disregarded the surrounding words. For Subtask 2, we initially con-

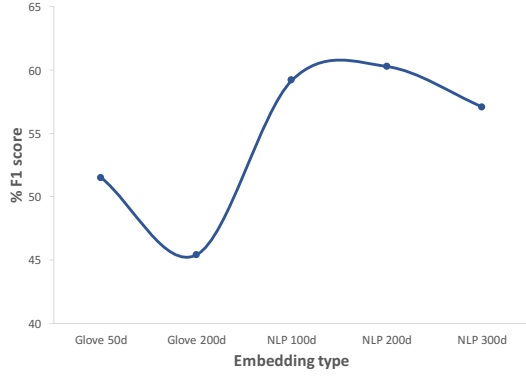


Figure 3: Effect of different word embedding types based on a simple CNN classifier for Subtask 1.1

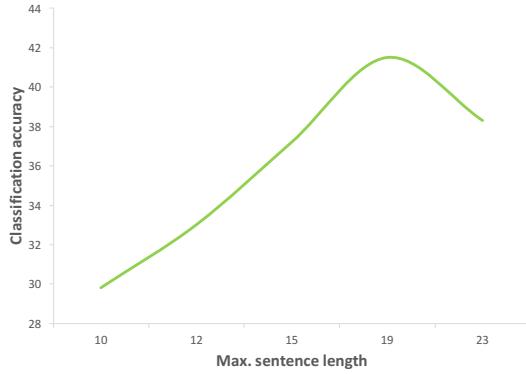


Figure 4: Effect of max. length threshold on accuracy for a preliminary RNN-based classifier

sidered every entity pair contained within a single sentence as having a potential relation. Since the probability that a relation between two entities exists drops very rapidly with increasing word distance between them (see Figure 5), we only considered sentences that didn't exceed a maximum length threshold (see Table 2) between entities to diminish the chances of predicting false positives in long sentences.

Various experiments with different thresholds between 7 and 23 words on the training set showed that the best results on sentences from scientific papers are achieved with a threshold of 19 words, as shown in Figure 4.

Cleaning sentences Some of the automatically annotated samples contained nested entities such as `<entity id="L08-1220.16"> signal <entity id="L08-1220.17"> processing </entity></entity>`. We flattened these structures into simple entities and considered all the entities separately for each train and test instance. Moreover, all tokens between brackets [] and parentheses () were deleted, and



Figure 5: Word distance between entities in a relation for training data in Subtask 1.1

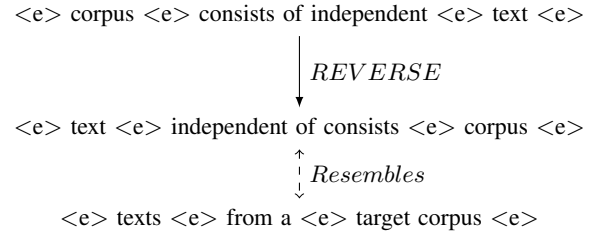


Figure 6: Example of a reversed sentence

the numbers that were not part of a proper noun replaced with a single wildcard token.

Using entity tags In order to provide the neural networks with explicit cues of where an entity started and ended, we used a single symbol, represented as an XML tag `<e>` before and after the entity, to indicate it (Dligach et al., 2017).

Relative order strategy & number of classes As mentioned in Section 1, 5 out of the 6 relation types are asymmetrical and the tagging is always done by using the same order for the entities as the one found in the abstracts' text/title. For that reason, it was important to carefully devise a schema that allowed generalization by exploiting the information from both ordered and reversed (words that will be treated here as antonyms) relations. Apart from using the relative position embeddings presented by Lee et al. (2017), for Subtask 1, we incorporated a full text reversal of those sentences in which a reverse relation was present, both at training and testing time. The result were instances that, although not corresponding to a valid English grammar, frequently resembled more in structure to their ordered counterparts. This has been illustrated by an example of two instances belonging to the *PART-WHOLE* class in Figure 6.

Thus, the system could operate by using only the 6 originally specified relation types and merely learn how to identify ordered relations, rather than having to handle the two different types of patterns or to add extra classes to describe both the ordered and the reversed versions of each class, which helped improve the overall accuracy of the classifier (+2.0% F_1).

For Subtask 2, since no information regarding the ordering of the arguments was available (the extraction and the ordering were part of the task), we opted for a 12-class strategy: one for each of the 5 ordered and reversed relations, plus the symmetrical relation (COMPARE) and a NONE class for the negative instances, i.e.: those that didn't contain any relation at all. An alternative 6-class approach based on presenting the sentences both ordered and reversed to the network, computing two predictions for each and afterwards consolidating both did not produce good results (-3.4% F_1).

Part-of-speech tags We used the Stanford CoreNLP tagger (Manning et al., 2014) to obtain POS tags for each word in every sentence in the dataset and trained high-dimensional embeddings for the 36 possible tags defined by the Penn Treebank Project (Marcus et al., 1993). Moreover, the XML tags to identify the entities and the number wildcard received their own corresponding artificial POS tag embedding (see Figure 2 for a detailed example).

3 Experiments

3.1 Exploiting provided data

One of the main challenges of the task was the limited size of the training set, which is a common drawback for many supervised novel machine learning tasks. To overcome it, we combined the provided datasets¹ for Subtask 1.1 and 1.2 to train the models for both Subtasks (+6.2% F_1). Furthermore, we leveraged the predictions of our system for Subtasks 1.1 and 1.2 and added them as training data for Subtask 2 (+3.6% F_1).

3.2 Generating additional data

Due to the limited number of training sentences provided, we explored the following approach to augment the data: We generated automatically-tagged artificial training samples for Subtask 1 by combining the entities that appeared in the test

data with the text between entities and relation labels of those from the training set (see Table 1). To evaluate the quality of the sentences and augment our data only with sensible instances, we estimated an NLP language model using the KenLM Language Model Toolkit (Heafield, 2011) on the corpus of NLP-related text described in Section 2.2 and evaluated the generated sentences with it. Furthermore, we set a minimum threshold of 5 words for the length of the text between entities, limited the number of sentences generated from each of them to a single instance in order to promote variety, and only kept those sentences that score a very high probability (-21 in log scale) against the language model. This process yielded 61 additional samples on the development set (+0.7% F_1).

3.3 Parameter optimization

To determine the optimal tuning for our richly parameterized models, we ran a grid search over the parameter space for those parameters that were part of our automatic pipeline. The final values and evaluated ranges are specified in Table 2.

3.4 Defining the objective

The cross-entropy loss, defined as the cross-entropy between the probability distribution outputted by the classifier and the one implied by the correct prediction is one of the most widely used objectives for training neural networks for classification problems (Janocha and Czarnecki, 2017). A shortcoming of this approach is that the cross-entropy loss usually only constitutes a conveniently decomposable proxy for what the ultimate goal of the optimization is (Eban et al., 2017): in this case, the macro-averaged F_1 score. Motivated by the fact that individual instances of infrequent classes have a bigger impact on the final F_1 score than those of more frequent ones (Manning et al., 2008), we opted for a weighted version of the cross-entropy as loss function, where each class had a weight w that was inversely proportional to their frequency in the training set:

$$w_{class\ i} = \frac{\sum_j \#_{class\ j}}{N_{classes} * \#_{class\ i}}$$

where $\#$ indicates the count for a certain class and $N_{classes}$ is the total number of classes.

The weights are scaled as to preserve the expected value of the factor k_i that accompanies the logarithm in the mathematical expression of the loss

¹Link to forum post 1 - Link to forum post 2

Dev set:	<i><e> predictive performance <e> of our <e> models <e></i>
Train set:	<i><e> methods <e> involve the use of probabilistic <e> generative models <e></i>
New sample:	<i><e> predictive performance <e> involve the use of probabilistic <e> models <e></i>

Table 1: Generated sample

Parameter	Final value	Experiment range
Word embedding dimensionality	200	100-300
Embedding dimensionality for part-of-speech tags	30	10-50
Embedding dimensionality for relative positions	20	10-50
Number of CNN filters	192	64-384
Sizes of CNN filters	2 to 7	2-4 to 5-9
Norm regularization parameter (λ)	0.01	0.0-1.0
Number of LSTM units (RNN)	600	0-2400
Dropout probability (CNN and RNN)	0.5	0.0-0.7
Initial learning rate	0.01	0.001-0.1
Number of epochs (Subtask 1)	200	20-400
Number of epochs (Subtask 2)	10	5-40
Ensemble size	20	1-30
Training batch size	64	32-192
Upsampling ratio (only Subtask 2)	1.0	0.0-5.0
Max. sentence length (only subtask 2)	19	7-23

Table 2: Final parameter values and their explored ranges

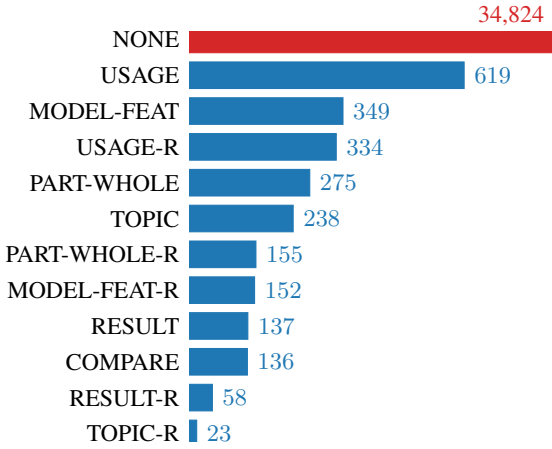


Figure 7: Class frequencies for Subtask 2

formula: $L = -\sum k_i \log(y_i)$, which is equal to wy'_i for the weighted cross-entropy and y'_i for the unweighted version, where $y'_i = 1$ for the correct class and y_i is the predicted probability for that class. Illustrating this concept, it can be observed that a single instance of class *TOPIC* (support of only 6 instances) could account for up to 2.8% of the final score on the test set. This function proved to be a better surrogate for the global final score than the standard cross-entropy (+1.6% F_1).

3.5 Upsampling

One of the challenges of our approach for Subtask 2 was the existence of a large imbalance between the target classes. Namely, the NONE class constituted the clear majority (Figure 7). To overcome it, we resorted to an upsampling scheme for which we defined an arbitrary ratio of positive to negative examples to present to the networks for the combination of all positive classes (+12.2% F_1).

4 Training and validating the model

The neural networks were trained using an Adam optimizer with parameter values $\beta_1 = 0.9$, $\beta_2 = 0.999$, $\epsilon = 1e - 08$ (suggested default values in the TensorFlow library (Abadi et al., 2015)) with a step learning rate decay scheme on top of it. This consisted in halving the learning rate every 25 and 1 iterations through the whole dataset for Subtasks 1 and 2 respectively (note: the size of the upsampled dataset for Subtask 2 was about 25 times that of Subtask 1), starting from the initial value determined in Section 3.3. In order to avoid overfitting the development set of each Subtask, we evaluated the quality of our models by applying a 5-fold cross-validation on the combined training data of Subtasks 1.1 and 1.2 and on the training data of Subtask 2.

Combining predictions During the development, we observed that similar F_1 scores could be achieved by using either a convolutional neural network or a recurrent one separately, but the combination of both outperformed the individual models. Moreover, since the RNN-based architecture had a tendency to obtain better results than its CNN-based counterpart for long sequences, we combined both predictions in such a way that a higher weight was assigned to the RNN predictions for longer sentences by applying:

$$w_{rnn,i} = 0.5 + \text{sign}(s_i) \cdot s_i^2, \text{ where}$$

$$s_i = \frac{\text{length}_i - \min_j(\text{length}_j)}{\max_j(\text{length}_j) - \min_j(\text{length}_j)} - 0.5$$

and length_i is the length of the i -th sentence.

Post-processing To enforce consistency with the text annotation scheme, some rules that were not built into the system had to be applied ex-post. First, predictions of reversed relations should not be of type COMPARE, since it is the only symmetrical relation. When this condition occurred, we simply predicted the class that had the 2nd highest probability. Second, each entity could only be part of one relation. To address this for Subtask 2, we run a conflict-solving algorithm that, in case of overlaps, always preferred short relations (cf. Figure 3)) and broke ties by choosing the relation with the most frequent class in the training data and at random when it persisted.

5 Results

5.1 Feature analysis

We conducted a feature addition study to evaluate the impact of the most relevant features on the F_1 score of the 5-fold cross-validated training/development set of Subtasks 1.1 and 1.2.

The results have been previously shown in Figure 1. It can be observed from the plot that substantial gains can be obtained by applying standalone data manipulation techniques that are independent of the type of classifier used, such as combining the data of subtask 1.1 and 1.2 (*CSD* in Figure 1), reversing the sentences (*RS*), generating additional data (*GD*) and the pre-processing techniques from Section 2.3. Moreover, as in most machine learning problems, appropriately tuning the model hyperparameters also has a significant impact on the final score.

Subtask	P	R	F ₁
1.1	79.2	84.4	81.7
1.2	93.3	87.7	90.4
2.E	40.9	55.3	48.8
2.C	41.9	60.0	49.3

Table 3: Precision (P), recall (R) and F_1 -score (F_1) in % on the test set by Subtask

Relation type	P	R	F ₁
COMPARE	100.00	95.24	97.56
MODEL-FEATURE	71.01	74.24	72.59
PART-WHOLE	78.87	80.00	79.43
RESULT	87.50	70.00	77.78
TOPIC	50.00	100.00	66.67
USAGE	87.86	86.86	87.36
Micro-averaged total	82.82	82.82	82.82
Macro-averaged total	79.21	84.39	81.72

Table 4: Detailed results (Precision (P), recall (R) and F_1 -score (F_1)) in % for each relation type on the test set for Subtask 1.1

5.2 Final results

After presenting and analyzing the impact of each system feature separately, we show the overall results in this section. The final results on the official test set are presented on Table 3, ranking 1st in Subtasks 1.1, 1.2 and Subtask 2.C (joint result of classification and extraction) and 2nd for 2.E (relation extraction only). Furthermore, Table 4 shows the differences in performance between relation types for Subtask 1.1.

6 Conclusion

In this article we presented the winning system of SemEval 2018 Task 7 for relation classification, which also achieved the 2nd place for the relation extraction scenario. Our system, based on an ensemble of CNNs and RNNs, ranked first on 3 out of the 4 Subtasks (relation classification on clean and noisy data, and relation extraction and classification on clean data combined). We have tested various approaches to improve the system such as generating more additional training samples and experimenting with different order strategies for asymmetrical relation types. We demonstrated the effectiveness of preprocessing the samples by taking into account their length, marking the entities with explicit tags, defining an adequate surrogate optimization objective and combining effectively the outputs of several different models.

References

- Martín Abadi, Ashish Agarwal, et al. 2015. [TensorFlow: Large-scale machine learning on heterogeneous systems](#). Software available from tensorflow.org.
- Steven Bird, Robert Dale, Bonnie J Dorr, Bryan Gibson, Mark Thomas Joseph, Min-Yen Kan, Dongwon Lee, Brett Powley, Dragomir R Radev, and Yee Fan Tan. 2008. The ACL anthology reference corpus: A reference dataset for bibliographic research in computational linguistics. *EUROPEAN LANGUAGE RESOURCES ASSOC-ELRA*.
- Ronan Collobert, Jason Weston, Léon Bottou, Michael Karlen, Koray Kavukcuoglu, and Pavel Kuksa. 2011. Natural language processing (almost) from scratch. *Journal of Machine Learning Research*, 12(Aug):2493–2537.
- Dmitriy Dligach, Timothy Miller, Chen Lin, Steven Bethard, and Guergana Savova. 2017. Neural temporal relation extraction. *EACL 2017*, page 746.
- Elad Eban, Mariano Schain, Alan Mackey, Ariel Gordon, Ryan Rifkin, and Gal Elidan. 2017. Scalable learning of non-decomposable objectives. In *Artificial Intelligence and Statistics*, pages 832–840.
- Lisheng Fu, Thien Huu Nguyen, Bonan Min, and Ralph Grishman. 2017. Domain adaptation for relation extraction with domain adversarial neural network. In *Proceedings of the Eighth International Joint Conference on Natural Language Processing (Volume 2: Short Papers)*, volume 2, pages 425–429.
- Kata Gábor, Davide Buscaldi, Anne-Kathrin Schumann, Behrang QasemiZadeh, Hafa Zargayouna, and Thierry Charnois. 2018. SemEval-2018 Task 7: Semantic Relation Extraction and Classification in Scientific Papers. In *Proceedings of the 12th International Workshop on Semantic Evaluation (SemEval-2018)*.
- Kenneth Heafield. 2011. Kenlm: Faster and smaller language model queries. In *Proceedings of the Sixth Workshop on Statistical Machine Translation*, pages 187–197. Association for Computational Linguistics.
- Sepp Hochreiter and Jürgen Schmidhuber. 1997. Long short-term memory. *Neural computation*, 9(8):1735–1780.
- Katarzyna Janocha and Wojciech Marian Czarnecki. 2017. On loss functions for deep neural networks in classification. *arXiv preprint arXiv:1702.05659*.
- Yoon Kim. 2014. Convolutional neural networks for sentence classification. *arXiv preprint arXiv:1408.5882*.
- Ji Young Lee, Franck Dernoncourt, and Peter Szolovits. 2017. MIT at SemEval-2017 Task 10: Relation Extraction with Convolutional Neural Networks. *arXiv preprint arXiv:1704.01523*.
- Christopher D Manning, Prabhakar Raghavan, Hinrich Schütze, et al. 2008. *Introduction to information retrieval*, volume 1. Cambridge university press Cambridge.
- Christopher D. Manning, Mihai Surdeanu, John Bauer, Jenny Finkel, Steven J. Bethard, and David McClosky. 2014. [The Stanford CoreNLP natural language processing toolkit](#). In *Association for Computational Linguistics (ACL) System Demonstrations*, pages 55–60.
- Mitchell P Marcus, Mary Ann Marcinkiewicz, and Beatrice Santorini. 1993. Building a large annotated corpus of English: The Penn Treebank. *Computational linguistics*, 19(2):313–330.
- Anne-Lyse Minard, Anne-Laure Ligozat, and Brigitte Grau. 2011. Multi-class SVM for relation extraction from clinical reports. In *Proceedings of the International Conference Recent Advances in Natural Language Processing 2011*, pages 604–609.
- Thien Huu Nguyen and Ralph Grishman. 2015. Relation extraction: Perspective from convolutional neural networks. In *Proceedings of the 1st Workshop on Vector Space Modeling for Natural Language Processing*, pages 39–48.
- Nanyun Peng, Hoifung Poon, Chris Quirk, Kristina Toutanova, and Wen-tau Yih. 2017. Cross-sentence n-ary relation extraction with graph LSTMs. *arXiv preprint arXiv:1708.03743*.
- Radim Řehůřek and Petr Sojka. 2010. Software Framework for Topic Modelling with Large Corpora. In *Proceedings of the LREC 2010 Workshop on New Challenges for NLP Frameworks*, pages 45–50, Valletta, Malta. ELRA. <http://is.muni.cz/publication/884893/en>.
- Richard Socher, Brody Huval, Christopher D Manning, and Andrew Y Ng. 2012. Semantic compositionality through recursive matrix-vector spaces. In *Proceedings of the 2012 joint conference on empirical methods in natural language processing and computational natural language learning*, pages 1201–1211. Association for Computational Linguistics.
- Charles Sutton and Andrew McCallum. 2006. *An introduction to conditional random fields for relational learning*, volume 2. Introduction to statistical relational learning. MIT Press.
- Özlem Uzuner, Brett R South, Shuying Shen, and Scott L DuVall. 2011. 2010 i2b2/va challenge on concepts, assertions, and relations in clinical text. *Journal of the American Medical Informatics Association*, 18(5):552–556.
- Godandapani Zayaraz et al. 2015. Concept relation extraction using naïve bayes classifier for ontology-based question answering systems. *Journal of King Saud University-Computer and Information Sciences*, 27(1):13–24.

Suncong Zheng, Yuexing Hao, Dongyuan Lu, Hongyun Bao, Jiaming Xu, Hongwei Hao, and Bo Xu. 2017. Joint entity and relation extraction based on a hybrid neural network. *Neurocomputing*, 257:59–66.