

Generation Of Complete Test Sets

Eugene Goldberg

eu.goldberg@gmail.com

Abstract. We use testing to check if a combinational circuit N always evaluates to 0 (written as $N \equiv 0$). The usual point of view is that to prove $N \equiv 0$ one has to check the value of N for all $2^{|X|}$ input assignments where X is the set of input variables of N . We use the notion of a Stable Set of Assignments (SSA) to show that one can build a *complete* test set (i.e. a test set proving $N \equiv 0$) that consists of less than $2^{|X|}$ tests. Given an unsatisfiable CNF formula $H(W)$, an SSA of H is a set of assignments to W proving unsatisfiability of H . A trivial SSA is the set of all $2^{|W|}$ assignments to W . Importantly, real-life formulas can have SSAs that are much smaller than $2^{|W|}$. Generating a complete test set for N using only the machinery of SSAs is inefficient. We describe a much faster algorithm that combines computation of SSAs with resolution derivation and produces a complete test set for a “projection” of N on a subset of variables of N . We give experimental results and describe potential applications of this algorithm.

1 Introduction

Testing is an important part of verification flows. For that reason, any progress in understanding testing and improving its quality is of great importance. In this paper, we consider the following problem. Given a single-output combinational circuit N , find a set of input assignments (tests) proving that N evaluates to 0 for every test (written as $N \equiv 0$) or find a counterexample¹. We will call a set of input assignments proving $N \equiv 0$ a *complete test set (CTS)*². We will call a CTS *trivial* if it consists of all possible tests. Typically, one assumes that proving $N \equiv 0$ involves derivation of a trivial CTS, which is infeasible in practice. Thus, testing is used only for finding an input assignment refuting $N \equiv 0$. In this paper, we present an approach for building a non-trivial CTS that consists only of a subset of all possible tests.

Let $N(X, Y, z)$ be a single-output combinational circuit where X and Y are sets of variables specifying input and internal variables of N respectively. Variable z specifies the output of N . Let $F_N(X, Y, z)$ be a formula defining the

¹ Circuit N usually describes some property of a multi-circuit M , the latter being the real object of verification. For instance, N may specify a requirement that M never outputs some combinations of values.

² Term CTS is sometimes used to say that a test set is complete in terms of a *coverage metric* i.e. that every event considered by this metric is tested. Our application of term CTS is obviously quite different.

functionality of N (see Section 3). We will denote the set of variables of circuit N (respectively formula H) as $Vars(N)$ (respectively $Vars(H)$). Every assignment³ to $Vars(F_N)$ satisfying F_N corresponds to a consistent assignment⁴ to $Vars(N)$ and vice versa. Then the problem of proving $N \equiv 0$ reduces to showing that formula $F_N \wedge z$ is unsatisfiable. From now on, we assume that all formulas mentioned in this paper are *propositional*. Besides, we will assume that every formula is represented in CNF i.e. as a conjunction of disjunctions of literals. We will also refer to a disjunction of literals as a *clause*.

Our approach is based on the notion of a Stable Set of Assignments (SSA) introduced in [10]. Given formula $H(W)$, an SSA of H is a set P of assignments to variables of W that have two properties. First, every assignment of P falsifies H . Second, P is a transitive closure of some neighborhood relation between assignments (see Section 2). The fact that H has an SSA means that the former is unsatisfiable. Otherwise, an assignment satisfying H is generated when building its SSA. If H is unsatisfiable, the set of all $2^{|W|}$ assignments is always an SSA of H . We will refer to it as *trivial*. Importantly, a real-life formula H can have a lot of SSAs whose size is much less than $2^{|W|}$. We will refer to them as *non-trivial*. As we show in Section 2, the fact that P is an SSA of H is a *structural* property of the latter. That is this property cannot be expressed in terms of the truth table of H (as opposed to a *semantic* property of H). For that reason, if P is an SSA for H , it may not be an SSA for some other formula H' that is logically equivalent to H .

We show that a CTS for N can be easily extracted from an SSA of formula $F_N \wedge z$. This makes a non-trivial CTS a structural property of circuit N that cannot be expressed in terms of its truth table. Unfortunately, building an SSA even for a formula of small size is inefficient. To address this problem, we present a procedure that constructs a simpler formula $H(V)$ where $V \subseteq Vars(F_N \wedge z)$ for which an SSA is generated. Formula H is implied by $F_N \wedge z$. Thus, the unsatisfiability of H proved by construction of its SSA implies that $F_N \wedge z$ is unsatisfiable too and $N \equiv 0$. A test set extracted from an SSA of H can be viewed as a CTS for a “projection” of N on variables of V .

We will refer to the procedure for building formula H above as *SemStr* (“*Semantics and Structure*”). The name is due to the fact that *SemStr* combines semantic and structural derivations. *SemStr* can be applied to an arbitrary CNF formula $G(V, W)$. If G is unsatisfiable, *SemStr* returns a formula $H(V)$ implied by G and its SSA. Otherwise, it produces an assignment to $V \cup W$ satisfying G . The semantic part of *SemStr* is to derive H . Its structural part consists of proving that H is unsatisfiable by constructing an SSA. Formula H produced when G is unsatisfiable is logically equivalent to $\exists W[G]$. Thus, *SemStr* can be viewed as a quantifier elimination algorithm for unsatisfiable formulas. On the

³ By an assignment to a set of variables V , we mean a *full* assignment where every variable of V is assigned a value.

⁴ An assignment to a gate G of N is called consistent if the value assigned to the output variable of G is implied by values assigned to its input variables. An assignment to variables of N is called consistent if it is consistent for every gate of N .

other hand, *SemStr* can be applied to check satisfiability of a CNF formula, which makes it a SAT-algorithm.

The notion of non-trivial CTSs helps better understand testing. The latter is usually considered as an incomplete version of a semantic derivation. This point of view explains why testing is efficient (because it is incomplete) but does not explain why it is effective (only a minuscule part of the truth table is sampled). Since a non-trivial CTS for N is its structural property, it is more appropriate to consider testing as a version of a *structural* derivation (possibly incomplete). This point of view explains not only efficiency of testing but provides a better explanation for its effectiveness: by using circuit-specific tests one can cover a significant part of a non-trivial CTS.

The contribution of this paper is threefold. First, we use the machinery of SSAs to introduce the notion of non-trivial CTSs (Section 3). Second, we present *SemStr*, a SAT-algorithm that combines structural and semantic derivations (Section 4). We show that this algorithm can be used for computing a CTS for a projection of a circuit. We also discuss some applications of *SemStr* (Sections 6 and 7). Third, we give experimental results showing the effectiveness of tests produced by *SemStr* (Section 8). In particular, we describe a procedure for “piecewise” construction of test sets that can be potentially applied to very large circuits.

2 Stable Set Of Assignments

2.1 Some definitions

Let \vec{p} be an assignment to a set of variables V . Let \vec{p} falsify a clause C . Denote by $Nbhd(\vec{p}, C)$ the set of assignments to V satisfying C that are at Hamming distance 1 from \vec{p} . (Here *Nbhd* stands for “Neighborhood”). Thus, the number of assignments in $Nbhd(\vec{p}, C)$ is equal to that of literals in C . Let \vec{q} be another assignment to V (that may be equal to \vec{p}). Denote by $Nbhd(\vec{q}, \vec{p}, C)$ the subset of $Nbhd(\vec{p}, C)$ consisting only of assignments that are farther away from \vec{q} than \vec{p} (in terms of the Hamming distance).

Example 1. Let $V = \{v_1, v_2, v_3, v_4\}$ and $\vec{p} = 0110$. We assume that the values are listed in \vec{p} in the order the corresponding variables are numbered i.e. $v_1 = 0, v_2 = 1, v_3 = 1, v_4 = 0$. Let $C = v_1 \vee \bar{v}_3$. (Note that \vec{p} falsifies C .) Then $Nbhd(\vec{p}, C) = \{\vec{p}_1, \vec{p}_2\}$ where $\vec{p}_1 = 1110$ and $\vec{p}_2 = 0100$. Let $\vec{q} = 0000$. Note that \vec{p}_2 is actually closer to \vec{q} than \vec{p} . So $Nbhd(\vec{q}, \vec{p}, C) = \{\vec{p}_1\}$.

Definition 1. Let H be a formula⁵ specified by a set of clauses $\{C_1, \dots, C_k\}$. Let $P = \{\vec{p}_1, \dots, \vec{p}_m\}$ be a set of assignments to $Vars(H)$ such that every $\vec{p}_i \in P$ falsifies H . Let Φ denote a mapping $P \rightarrow H$ where $\Phi(\vec{p}_i)$ is a clause C of H falsified by \vec{p}_i . We will call Φ an **AC-mapping** where “AC” stands for “Assignment-to-Clause”. We will denote the range of Φ as $\Phi(P)$. (So, a clause C of H is in $\Phi(P)$ iff there is an assignment $\vec{p}_i \in P$ such that $C = \Phi(\vec{p}_i)$.)

⁵ In this paper, we use the set of clauses $\{C_1, \dots, C_k\}$ as an alternative representation of a CNF formula $C_1 \wedge \dots \wedge C_k$.

Definition 2. Let H be a formula specified by a set of clauses $\{C_1, \dots, C_k\}$. Let $P = \{\vec{p}_1, \dots, \vec{p}_m\}$ be a set of assignments to $\text{Vars}(H)$. P is called a **Stable Set of Assignments**⁶ (SSA) of H with **center** $\vec{p}_{init} \in P$ if there is an AC-mapping Φ such that for every $\vec{p}_i \in P$, $\text{Nbhd}(\vec{p}_{init}, \vec{p}_i, C) \subseteq P$ holds where $C = \Phi(\vec{p}_i)$.

Note that if P is an SSA of H with respect to AC-mapping Φ , then P is also an SSA of $\Phi(P)$.

Example 2. Let H consist of four clauses: $C_1 = v_1 \vee v_2 \vee v_3$, $C_2 = \bar{v}_1$, $C_3 = \bar{v}_2$, $C_4 = \bar{v}_3$. Let $P = \{\vec{p}_1, \vec{p}_2, \vec{p}_3, \vec{p}_4\}$ where $\vec{p}_1 = 000$, $\vec{p}_2 = 100$, $\vec{p}_3 = 010$, $\vec{p}_4 = 001$. Let Φ be an AC-mapping specified as $\Phi(\vec{p}_i) = C_i, i = 1, \dots, 4$. Since \vec{p}_i falsifies $C_i, i = 1, \dots, 4$, Φ is a correct AC-mapping. Set P is an SSA of H with respect to Φ and center $\vec{p}_{init} = \vec{p}_1$. Indeed, $\text{Nbhd}(\vec{p}_{init}, \vec{p}_1, C_1) = \{\vec{p}_2, \vec{p}_3, \vec{p}_4\}$ where $C_1 = \Phi(\vec{p}_1)$ and $\text{Nbhd}(\vec{p}_{init}, \vec{p}_i, C_i) = \emptyset$, where $C_i = \Phi(\vec{p}_i), i = 2, 3, 4$. Thus, $\text{Nbhd}(\vec{p}_{init}, \vec{p}_i, \Phi(\vec{p}_i)) \subseteq P, i = 1, \dots, 4$.

2.2 SSAs and satisfiability of a formula

Proposition 1. *Formula H is unsatisfiable iff it has an SSA.*

The proof is given in Section A of the appendix. A similar proposition was proved in [10] for “uncentered” SSAs (see Footnote 6).

Corollary 1. *Let P be an SSA of H with respect to PC-mapping Φ . Then the set of clauses $\Phi(P)$ is unsatisfiable. Thus, every clause of $H \setminus \Phi(P)$ is redundant.*

The set of all assignments to $\text{Vars}(H)$ forms the *trivial* uncentered SSA of H . Example 2 shows a *non-trivial* SSA. The fact that formula H has a non-trivial SSA P is its *structural* property. That is one cannot express the fact that P is an SSA of H using only the truth table of H . For that reason, P may not be an SSA of a formula H' logically equivalent to H .

The relation between SSAs and satisfiability can be explained as follows. Suppose that formula H is satisfiable. Let \vec{p}_{init} be an arbitrary assignment to $\text{Vars}(H)$ and \vec{s} be a satisfying assignment that is the closest to \vec{p}_{init} in terms of the Hamming distance. Let P be the set of all assignments to $\text{Vars}(H)$ that falsify H and Φ be an AC-mapping from P to H . Then \vec{s} can be reached from \vec{p}_{init} by procedure *BuildPath* shown in Figure 1. (This procedure is non-deterministic: an oracle is used in line 7 to pick a variable to flip.) It generates a sequence of assignments $\vec{p}_1, \dots, \vec{p}_i$ where $\vec{p}_1 = \vec{p}_{init}$ and $\vec{p}_i = \vec{s}$. First, *BuildPath* checks if current assignment \vec{p}_i equals \vec{s} . If so, then \vec{s} has been reached. Otherwise, *BuildPath* uses clause $C = \Phi(\vec{p}_i)$ to generate next assignment. Since \vec{s} satisfies C , there is a variable $v \in \text{Vars}(C)$ that is assigned differently in \vec{p}_i and \vec{s} . *BuildPath* generates a new assignment \vec{p}_{i+1} obtained from \vec{p}_i by flipping the value of v .

⁶ In [10], the notion of “uncentered” SSAs was introduced. The definition of an uncentered SSA is similar to Definition 2. The only difference is that one requires that for every $p_i \in P$, $\text{Nbhd}(\vec{p}_i, C) \subseteq P$ holds instead of $\text{Nbhd}(\vec{p}_{init}, \vec{p}_i, C) \subseteq P$.

```

BuildPath( $H, \Phi, \vec{p}_{init}, \vec{s}$ ) {
1  Path := nil
2   $\vec{p}_1 := \vec{p}_{init}$ 
3   $i := 1$ 
4  while ( $\vec{p}_i \neq \vec{s}$ ) {
5    Path := AddAssgn(Path,  $\vec{p}_i$ )
6     $C := \Phi(\vec{p}_i)$ 
7*   $v := FindVar(C, \vec{p}_i, \vec{s})$ 
8     $\vec{p}_{i+1} := FlipVar(\vec{p}_i, v)$ 
9     $i := i + 1$ 
10 return(Path) }

```

Fig. 1. BuildPath procedure

assignments denoted as E and Q . Set E contains the examined assignments i.e. ones whose neighborhood is already explored. Set Q specifies assignments that are queued to be examined. Q is initialized with an assignment \vec{p}_{init} and E is originally empty. *BuildSSA* updates E and Q in a *while* loop. First, *BuildSSA* picks an assignment \vec{p} of Q and checks if it satisfies H . If so, \vec{p} is returned as a satisfying assignment. Otherwise, *BuildSSA* removes \vec{p} from Q and picks a clause C of H falsified by \vec{p} . The assignments of $Nbhd(\vec{p}_{init}, \vec{p}, C)$ that are not in E are added to Q . After that, \vec{p} is added to E as an examined assignment, pair (\vec{p}, C) is added to Φ and a new iteration begins. If Q is empty, E is an SSA with center \vec{p}_{init} and AC-mapping Φ .

3 Complete Test Sets

```

BuildSSA( $H$ ) {
1   $E = \emptyset; \Phi := \emptyset$ 
2   $\vec{p}_{init} := PickInitAssgn(H)$ 
3   $Q := \{\vec{p}_{init}\}$ 
4  while ( $Q \neq \emptyset$ ) {
5     $\vec{p} := PickAssgn(Q)$ 
6     $Q := Q \setminus \{\vec{p}\}$ 
7    if ( $SatAssgn(\vec{p}, H)$ )
8      return( $\vec{p}, nil, nil, nil$ )
9     $C := PickFalsifClause(H, \vec{p})$ 
10    $New := Nbhd(\vec{p}_{init}, \vec{p}, C) \setminus E$ 
11    $Q := Q \cup New$ 
12    $E := E \cup \{\vec{p}\}$ 
13    $\Phi := \Phi \cup \{(\vec{p}, C)\}$ 
14 return( $nil, E, \vec{p}_{init}, \Phi$ ) }

```

Fig. 2. BuildSSA procedure

equal to $F_{G_1} \wedge \dots \wedge F_{G_6}$ where, for instance, $F_{G_1} = C_1 \wedge C_2 \wedge C_3$, $C_1 = x_1 \vee x_2 \vee \bar{y}_1$,

BuildPath converges to \vec{s} in k steps where k is the Hamming distance between \vec{p} and \vec{s} . Importantly, *BuildPath* reaches \vec{s} for *any* AC-mapping. Let P be an SSA of H with respect to center \vec{p}_{init} and AC-mapping Φ . Then if *BuildPath* starts with \vec{p}_{init} and uses Φ as AC-mapping, it can reach only assignments of P . Since every assignment of P falsifies H , no satisfying assignment can be reached.

A procedure for generation of SSAs called *BuildSSA* is shown in Figure 2. It accepts formula H and outputs either a satisfying assignment or an SSA of H , a center \vec{p}_{init} and AC-mapping Φ . *BuildSSA* maintains two sets of

Let $N(X, Y, z)$ be a single-output combinational circuit where X and Y are sets of variables specifying input and internal variables of N . Variable z specifies the output of N . Let N consist of gates G_1, \dots, G_k . Then N can be represented as CNF formula $F_N = F_{G_1} \wedge \dots \wedge F_{G_k}$ where $F_{G_i}, i = 1, \dots, k$ is a CNF formula specifying the consistent assignments of gate G_i . Proving $N \equiv 0$ reduces to showing that formula $F_N \wedge z$ is unsatisfiable.

Example 3. Circuit N shown in Figure 3 represents equivalence checking of expressions $(x_1 \vee x_2) \wedge x_3$ and $(x_1 \wedge x_3) \vee (x_2 \wedge x_3)$. The former is specified by gates G_1 and G_2 and the latter by G_3, G_4 and G_5 . Formula F_N is

$C_2 = \bar{x}_1 \vee y_1$, $C_3 = \bar{x}_2 \vee y_1$. Every satisfying assignment to $Vars(F_{G_1})$ corresponds to a consistent assignment to gate G_1 and vice versa. For instance, $(x_1 = 0, x_2 = 0, y_1 = 0)$ satisfies F_{G_1} and is a consistent assignment to G_1 since the latter is an OR gate. Formula $F_N \wedge z$ is unsatisfiable due to functional equivalence of expressions $(x_1 \vee x_2) \wedge x_3$ and $(x_1 \wedge x_3) \vee (x_2 \wedge x_3)$. Thus, $N \equiv 0$.

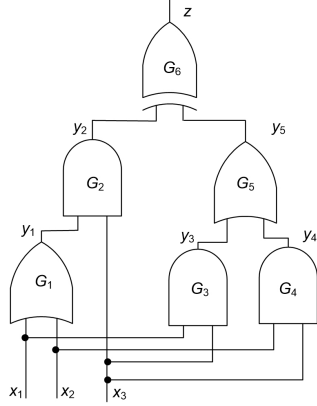


Fig. 3. Example of circuit $N(X, Y, z)$

Let \vec{x} be a test i.e. an assignment to X . The set of assignments to $Vars(N)$ sharing the same assignment \vec{x} to X forms a cube of $2^{|Y|+1}$ assignments. (Recall that $Vars(N) = X \cup Y \cup \{z\}$.) Denote this set as $Cube(\vec{x})$. Only one assignment of $Cube(\vec{x})$ specifies the correct execution trace produced by N under \vec{x} . All other assignments can be viewed as “erroneous” traces under test \vec{x} .

Definition 3. Let T be a set of tests $\{\vec{x}_1, \dots, \vec{x}_k\}$ where $k \leq 2^{|X|}$. We will say that T is a **Complete Test Set (CTS)** for N if $Cube(\vec{x}_1) \cup \dots \cup Cube(\vec{x}_k)$ contains an SSA for formula $F_N \wedge z$.

If T satisfies Definition 3, set $Cube(\vec{x}_1) \cup \dots \cup Cube(\vec{x}_k)$ “contains” a proof that $N \equiv 0$ and so T can be viewed as complete. If $k = 2^{|X|}$, T is the *trivial* CTS. In this case, $Cube(\vec{x}_1) \cup \dots \cup Cube(\vec{x}_k)$ contains the trivial SSA consisting of all assignments to $Vars(F_N \wedge z)$. Given an SSA P of $F_N \wedge z$, one can easily generate a CTS by extracting all different assignments to X that are present in the assignments of P .

Example 4. Formula $F_N \wedge z$ of Example 3 has an SSA of 21 assignments to $Vars(F_N \wedge z)$. They have only 5 different assignments to $X = \{x_1, x_2, x_3\}$. So the set $\{101, 100, 011, 010, 000\}$ of those assignments is a CTS for N .

Definition 3 is meant for circuits that are not “too redundant”. Its extension to the case of high redundancy is given in Section B of the appendix.

4 Description Of *SemStr* Procedure

4.1 Motivation

Building an SSA can be inefficient even for a small formula. This makes construction of a CTS for N from an SSA of $F_N \wedge z$ impractical. We address this problem by introducing procedure called *SemStr* (a short for “Semantics and Structure”). Given formula $G(V, W)$, *SemStr* generates a simpler formula $H(V)$ implied by G at the same time trying to build an SSA for H . We will refer to W as the set of variables to *exclude*. If *SemStr* succeeds in constructing an SSA of H , the latter is unsatisfiable and so is G . *SemStr* can be applied to $F_N \wedge z$

to generate tests as follows. Let V be a subset of $\text{Vars}(F_N \wedge z)$. First, *SemStr* is applied to construct formula $H(V)$ implied by $F_N \wedge z$ and an SSA of H . Then a set of tests T is extracted from this SSA.

The test set T above can be considered as a CTS for a *projection of circuit* N on V . On the other hand, T can be viewed as an *approximation* of a CTS for circuit N , since $H(V)$ is essentially an abstraction of formula $F_N \wedge z$. In this paper, we give two examples of building a test set for N from an SSA of H generated by *SemStr*. In the first example, V is the set X of input variables. Then an SSA found by *SemStr* for $H(X)$ is itself a test set. The second example is given in Subsection 8.3 where a “piecewise” construction of tests is described.

Example 5. Consider the circuit N of Figure 3. Assume that $V = X$ where $X = \{x_1, x_2, x_3\}$ is the set of input variables. Application of *SemStr* to $F_N \wedge z$ produces formula $H(X) = (\bar{x}_1 \vee \bar{x}_3) \wedge (\bar{x}_2 \vee \bar{x}_3) \wedge (x_1 \vee x_2) \wedge x_3$. Besides, *SemStr* generates an SSA of H with center $\vec{p}_{init} = 000$ that consists of four assignments to X : $\{000, 001, 011, 101\}$. (The AC-mapping is omitted here.) These assignments form a CTS for projection of N on X and an approximation of CTS for N .

4.2 High-level description

In Figure 4, we describe *SemStr* as a recursive procedure. Like DPLL-like SAT-algorithms [6,13,15], *SemStr* makes decision assignments, runs the Boolean Constraint Propagation (BCP) procedure and performs branching. In particular, it uses decision levels [13]. A decision level consists of a decision assignment to a variable and assignments to single variables *implied* by the former. *SemStr* accepts formula $G(V, W)$, *partial* assignment \vec{a} to variables of W and index d of current decision level. In the first call of *SemStr*, $\vec{a} = \emptyset$, $d = 0$. In contrast to DPLL, *SemStr* keeps a subset of variables (namely those of V) *unassigned*. If G is satisfiable, *SemStr* outputs an assignment to $V \cup W$ satisfying G . Otherwise, it returns an SSA P of formula G , its center and an AC-mapping Φ . The latter maps P to clauses of G that consist only of variables of V . (*SemStr* derives such clauses by resolution⁷). Hence formula $H = \Phi(P)$ depends only of variables of V . The existence of an SSA means that H and hence G are unsatisfiable.

We will refer to a clause C of G as a **V-clause**, if $V \cap \text{Vars}(C) \neq \emptyset$ and all literals of W of C (if any) are falsified in the current node of the search tree by \vec{a} . If a conflict occurs when assigning variables of W , *SemStr* behaves as a regular SAT-solver with conflict clause learning. Otherwise, the behavior of *SemStr* is different in two aspects. First, after BCP completes the current decision level, *SemStr* tries to build an SSA of the set of V -clauses. If it succeeds in finding an SSA, G is unsatisfiable in the current branch and *SemStr* backtracks. Thus, *SemStr* has a “non-conflict” backtracking mode. Second, in the non-conflict backtracking mode, *SemStr* uses a non-conflict learning. The

⁷ Recall that resolution is applied to clauses C' and C'' that have opposite literals of some variable w . The result of resolving C' and C'' on w is the clause consisting of all literals of C' and C'' but those of w .

objective of this learning is as follows. In every leaf of the search tree, *SemStr* maintains the invariant that the set of current V -clauses is unsatisfiable. Suppose that a V -clause C contains a literal of a variable $w \in W$ that is falsified by the current partial assignment \vec{a} . If *SemStr* unassigns w during backtracking, C stops being a V -clause. To maintain the invariant above, *SemStr* uses resolution to produce a new V -clause that is a descendant of C and does not contain w .

4.3 *SemStr* in more detail

```

// V - set of variables to keep
// W - set of variables to exclude
//
SemStr( $G, \vec{a}, d$ ) {
1  ( $Cnfl, \vec{a}$ ) = RunBcp( $G, \vec{a}, d$ )
2  if ( $Cnfl$ ) {
3     $C := CnflCls(G, \vec{a}, d)$ 
4     $G := G \cup \{C\}$ 
5     $\vec{v} := ArbitrAssgn(V)$ 
6    return( $G, nil, \{\vec{v}\}, \vec{v}, \{(\vec{v}, C)\}$ ) }
-----
7  ( $\vec{v}, P, \vec{p}_{init}, \Phi$ ) := BldSSA( $G, \vec{a}$ )
8  if ( $P = nil$ ) {
9    if ( $|\vec{a}| = |W|$ )
10     return( $G, \vec{a} \cup \vec{v}, nil, nil, nil$ ) }
11 else {
12  ( $G, \Phi$ ) := Normalize( $G, \Phi, P, \vec{a}, d$ )
13  return( $G, nil, P, \vec{p}_{init}, \Phi$ ) }
-----
14  $w := PickVar(W, \vec{a})$ 
15  $d := d + 1$ 
16  $\vec{a}_0 := AddDecLvl(\vec{a}, (w = 0), d)$ 
17 ( $G, \vec{s}, P_0, \vec{p}_{init}, \Phi_0$ ) := SemStr( $G, \vec{a}_0, d$ )
18 if ( $\vec{s} \neq nil$ ) return( $G, \vec{s}, nil, nil, nil$ )
19 if ( $w \notin Vars(\Phi_0(P_0))$ )
20  return( $G, nil, P_0, \vec{p}_{init}, \Phi_0$ )
21  $\vec{a}_1 := AddDecLvl(\vec{a}, (w = 1), d)$ 
22 ( $G, \vec{s}, P_1, \Phi_1$ ) := SemStr( $G, \vec{a}_1, d$ )
23 if ( $\vec{s} \neq nil$ ) return( $G, \vec{s}, nil, nil, nil$ )
24  $H_0 := \Phi_0(P_0); H_1 := \Phi_1(P_1);$ 
25 ( $G, P, \vec{p}_{init}, \Phi$ ) := Excl( $G, H_0, H_1, \vec{a}, w$ )
26 return( $G, nil, P, \vec{p}_{init}, \Phi$ ) }

```

Fig. 4. *SemStr* procedure

Φ and center \vec{p}_{init} (line 11), *SemStr* performs operation called *Normalize* over formula H where $H = \Phi(P)$ (line 12). After that, *SemStr* returns. Let w be the decision variable of the current decision level (i.e. level number d). The objective of *Normalize* is to guarantee that every clause of H contains no more than one

As shown in Figure 4, *SemStr* consists of three parts separated by dotted lines. In the first part (lines 1-6), *SemStr* runs BCP to fill in the current decision level number d . Since *SemStr* does not assign variables of V , BCP ignores clauses that contain a variable of V . If, during BCP, a clause consisting only of variables of W gets falsified, a conflict occurs. Then *SemStr* generates a conflict clause C (line 3) and adds it to G . In this case, formula $H(V)$ consists simply of C that is empty (has no literals) in subspace specified by \vec{a} . Any set $P = \{\vec{v}\}$ where \vec{v} is an arbitrary assignment to V is an SSA of H in subspace specified by \vec{a} .

If no conflict occurs in the first part, *SemStr* starts the second part (lines 7-13). Here, *SemStr* runs *BldSSA* procedure to check if the current set of V -clauses is unsatisfiable by building an SSA. If *BldSSA* fails to build an SSA (line 8), it checks if all variables of W are assigned (line 9). If so, formula G is satisfiable. *SemStr* returns a satisfying assignment (line 10) that is the union of current assignment \vec{a} to W and assignment \vec{v} to V returned by *BldSSA*. (Assignment \vec{v} satisfies all the current V -clauses).

If *BldSSA* succeeds in building an SSA P with respect to an AC-function

variable assigned at level d and this variable is w . Let C be a clause of H that violates this rule. Suppose, for instance, that C has one or more literals falsified by *implied* assignments of level d . In this case, *Normalize* performs a sequence of resolution operations that starts with clause C and terminates with a clause C^* that contains only variable w . (This is similar to the conflict generation procedure of a SAT-solver. It starts with a clause rendered unsatisfiable that has at least two literals assigned at the conflict level. After a sequence of resolutions, this procedure generates a clause where only one literal is falsified at the conflict level.) Importantly, C^* and C are *identical* as V -clauses i.e. they are different only in literals of W . Clause C^* is added to G and replaces C in AC-function Φ and hence in H .

```

Excl( $G, H_0, H_1, \vec{a}, w$ ) {
1   $H := H_0 \cup H_1$ 
2   $H^w := \{C \in H \mid w \in \text{Vars}(C)\}$ 
3   $H := H \setminus H^w$ 
4  while (true) {
5     $(\vec{v}, P, \vec{p}_{init}, \Phi) := \text{BldSSA}(H, \vec{a})$ 
6    if ( $P \neq \text{nil}$ ) return( $G, P, \vec{p}_{init}, \Phi$ )
7     $C := \text{GenCls}(H^w, \vec{v})$ 
8     $H := H \cup \{C\}$ 
9     $G := G \cup \{C\}$ 
}

```

Fig. 5. *Excl* procedure

skipped and *SemStr* returns SSA P_0 , \vec{p}_{init} and AC-mapping Φ_0 found in the left branch. Otherwise, *SemStr* examines branch $w = 1$ (lines 21-23).

Finally, *SemStr* merges results of both branches by calling procedure *Excl*. Formulas H_0 and H_1 specify unsatisfiable V -clauses of branches $w = 0$ and $w = 1$ respectively. This means that formula $H_1 \wedge H_2$ is unsatisfiable in the subspace specified by \vec{a} . However, *SemStr* maintains a stronger invariant that all V -clauses are unsatisfiable in subspace \vec{a} . This invariant is broken after unassigning w since the clauses of $H_1 \wedge H_2$ containing variable w are not V -clauses any more. Procedure *Excl* “excludes” w to restore this invariant via producing new V -clauses obtained by resolving clauses of H_1 and H_2 on w .

The pseudo-code of *Excl* is shown in Figure 5. First, *Excl* builds formula H that consists of clauses of $H_1 \cup H_2$ minus those that have variable w (lines 1-3). Then *Excl* tries to build an SSA P of H by calling procedure *BldSSA* in a *while* loop (lines 4-9). If *BldSSA* succeeds, *Excl* returns the SSA found by *BldSSA*. Otherwise, *BldSSA* returns an assignment \vec{v} that satisfies H . This satisfying assignment is eliminated by generating a V -clause C falsified by \vec{v} and adding it to H . Clause C is generated by resolving two clauses of $H_1 \cup H_2$ on variable w . After that, a new iteration begins.

If neither satisfying assignment nor SSA is found in the second part, *SemStr* starts the third part (lines 14-26) where it branches. First, a decision variable w is picked to start decision level number $d + 1$. *SemStr* adds assignment $w = 0$ to \vec{a} and calls itself to explore the left branch (line 17). If this call returns a satisfying assignment \vec{s} , *SemStr* ends the current invocation and returns \vec{s} (line 18). If $\vec{s} = \text{nil}$ (i.e. no satisfying assignment is found), *SemStr* checks if the set of clauses $\Phi_0(P_0)$ found to be unsatisfiable in branch $w = 0$ contains variable w . If not, then branch $w = 1$ is

5 Example Of How *SemStr* Operates

Let $V = \{v_1, v_2\}$, $W = \{w_1, w_2\}$ and $G(V, W)$ be a formula of 6 clauses: $C_1 = w_1 \vee v_1$, $C_2 = w_1 \vee w_2$, $C_3 = \bar{w}_2 \vee v_2$, $C_4 = \bar{v}_1 \vee \bar{v}_2$, $C_5 = \bar{w}_1 \vee v_1$, $C_6 = \bar{w}_1 \vee v_2$.

Let us consider how *SemStr* operates on the formula above. We will identify invocations of *SemStr* by partial assignment \vec{a} to W . For instance, since \vec{a} is empty in the initial call of *SemStr*, the latter is denoted as $SemStr_\emptyset$. We will also use \vec{a} as a subscript to identify G under assignment \vec{a} . The first part of $SemStr_\emptyset$ (see Figure 4) does not trigger any action because G_\emptyset does not contain unit clauses (i.e. unsatisfied clauses that have only one unassigned literal). In the second part of $SemStr_\emptyset$, procedure *BldSSA* fails to build an SSA because the only V -clause of G_\emptyset is C_4 . So the current set of V -clauses is satisfiable. Having found out that not all variables of W are assigned (line 9 of Figure 4), $SemStr_\emptyset$ leaves the second part.

Let w_1 be the variable of W picked in the third part for branching (line 14). $SemStr_\emptyset$ uses assignment $w_1 = 0$ to start decision level number 1. (In the original call, the decision level value is 0). Then $SemStr_{(w_1=0)}$ is invoked that operates as follows. $G_{(w_1=0)}$ contains unit clauses $C_1 = \cancel{w_1} \vee v_1$ and $C_2 = \cancel{w_1} \vee w_2$ (we crossed out literal w_1 as falsified). Unit clause C_1 is ignored by BCP, since *SemStr* does not assign variables of V . On the other hand, BCP assigns value 1 to w_2 to satisfy C_2 . So current \vec{a} equals $(w_1 = 0, w_2 = 1)$ and decision level number 1 contains one decision and one implied assignment. At this point, BCP stops. The only clause consisting solely of variables of W (clause C_2) is satisfied. So no conflict occurred and $SemStr_{(w_1=0)}$ finishes the first part of the code.

Current formula $G_{(w_1=0, w_2=1)}$ has the following V -clauses: $C_1 = \cancel{w_1} \vee v_1$, $C_3 = \bar{w}_2 \vee v_2$, $C_4 = \bar{v}_1 \vee \bar{v}_2$. This set of V -clauses is unsatisfiable. *BldSSA* proves this by generating a set P of three assignments: $\vec{v}_1=11$, $\vec{v}_2=01$, $\vec{v}_3=10$ that is an SSA. The center is \vec{v}_1 and the AC-function Φ is defined as $\Phi(\vec{v}_1) = C_4$, $\Phi(\vec{v}_2) = C_1$, $\Phi(\vec{v}_3) = C_3$. So formula $H = \Phi(P)$ for subspace \vec{a} consists of clauses C_1, C_3, C_4 . Note that H needs normalization, since C_3 contains literal \bar{w}_2 falsified by the *implied* assignment of level 1. Procedure *Normalize* (line 12) fixes this problem. It produces new clause $C_7 = w_1 \vee v_2$ obtained by resolving $C_3 = \bar{w}_2 \vee v_2$ with clause $C_2 = w_1 \vee w_2$ on w_2 . (Note that C_2 is the clause from which assignment $w_2 = 1$ was derived during BCP.) Clause C_7 is added to G . It replaces clause C_3 in Φ and hence in H . So now $\Phi(\vec{v}_3) = C_7$ and H consists of clauses C_1, C_7, C_4 . At this point, $SemStr_{(w_1=0)}$ terminates returning SSA P , center \vec{v}_1 , AC-mapping Φ and modified G to $SemStr_\emptyset$.

Having completed branch $w_1 = 0$, $SemStr_\emptyset$ invokes $SemStr_{(w_1=1)}$. Since $G_{(w_1=1)}$ does not have any unit clauses, no action is taken in the first part. Formula $G_{(w_1=1)}$ contains three V -clauses: $C_4 = \bar{v}_1 \vee \bar{v}_2$, $C_5 = \bar{w}_1 \vee v_1$ and $C_6 = \bar{w}_1 \vee v_2$. Procedure *BldSSA* proves them unsatisfiable by generating a set P of three assignments $\vec{v}_1=11$, $\vec{v}_2=01$, $\vec{v}_3=10$ that is an SSA with respect to center \vec{v}_1 and AC-function: $\Phi(\vec{v}_1) = C_4$, $\Phi(\vec{v}_2) = C_5$, $\Phi(\vec{v}_3) = C_6$. So formula $H = \Phi(P)$ consists of clauses C_4, C_5, C_6 . It does not need normalization. $SemStr_{(w_1=1)}$ terminates returning SSA P , \vec{v}_1 , and Φ to $SemStr_\emptyset$.

Finally, $SemStr_\emptyset$ calls $Excl$ to merge the results of branches $w_1 = 0$ and $w_1 = 1$ by excluding variable w_1 . Formulas H_0 and H_1 passed to $Excl$ specify unsatisfiable sets of V -clauses found in branches $w_1 = 0$ and $w_1 = 1$ respectively. Here, $H_0 = \{C_1, C_4, C_7\}$ and $H_1 = \{C_4, C_5, C_6\}$. $Excl$ starts by generating formulas H^{w_1} and H (lines 1-3 of Figure 5). Formula $H^{w_1} = \{C_1, C_5, C_6, C_7\}$ consists of the clauses of $H_0 \cup H_1$ with variable w_1 . Formula $H = \{C_4\}$ is equal to $(H_0 \cup H_1) \setminus H^{w_1}$. Then $Excl$ tries to build an SSA for H in a *while* loop (lines 4-9). Since current formula H is satisfiable, a satisfying assignment \vec{v} is returned by $BldSSA$ in the first iteration. Assume that $\vec{v}=01$. To exclude this assignment, $Excl$ generates clause $C_8 = v_1$ (by resolving $C_1 = w_1 \vee v_1$ of H_0 and $C_5 = \bar{w}_1 \vee v_1$ of H_1 on w_1) and adds it to H and G .

H is still satisfiable. Thus, the satisfying assignment $\vec{v} = 10$ is returned by $BldSSA$ in the second iteration. To exclude it, clause $C_9 = v_2$ is generated (by resolving $C_7 = w_1 \vee v_2$ and $C_6 = \bar{w}_1 \vee v_2$) and added to H and G . In the third iteration, $BldSSA$ proves H unsatisfiable by generating an SSA P of three assignments $\vec{v}_1=11$, $\vec{v}_2=01$, $\vec{v}_3=10$. Assignment \vec{v}_1 is the center and the AC-function is defined as $\Phi(\vec{v}_1) = C_4$, $\Phi(\vec{v}_2) = C_8$, $\Phi(\vec{v}_3) = C_9$ where $C_4 = \bar{v}_1 \vee \bar{v}_2$, $C_8 = v_1$, $C_9 = v_2$. The modified formula G with P , \vec{v}_1 and Φ are returned by $Excl$ to $SemStr_\emptyset$. They are also returned by $SemStr_\emptyset$ as the final result.

6 Application Of $SemStr$ To Testing

Let M be a multi-output combinational circuit. In this section, we consider some applications of $SemStr$ to testing M . They can be used in two scenarios. The first scenario is as follows. Let ξ be a property of M specified by a single-output circuit N . Consider the case where ξ can be proved by a SAT-solver. If one needs to check ξ only once, using the current version of $SemStr$ does not make much sense (it is slower than a SAT-solver). Assume however that one frequently modifies M and needs to check that property ξ still holds. Then one can apply $SemStr$ to generate a CTS for a projection of N and then re-use this CTS as a high-quality test set every time circuit M is modified (Subsection 6.1).

The second scenario is as follows. Assume that some properties of M cannot be solved by a SAT-solver and/or one needs to verify the correctness of circuit M “as a whole”. (In the latter case, a SAT-solver is typically used to construct tests generating events required by a coverage metric.) Then tests generated by $SemStr$ can be used, for instance, to hit corner cases more often (Subsection 6.2) or to empower a traditional test set with CTSs for local properties of M (Subsection 6.3).

6.1 Verification of design changes

Let M^* be a circuit obtained by modification of M . Suppose that one needs to check whether M^* is still correct. This can be done by checking if M^* is logically equivalent to M . However, equivalence checking cannot be used if the functionality of M^* has been intentionally modified. Another option is to run

a test set previously generated for M to verify M^* . Generation of CTSs can be used to empower this option. The idea here is to re-use CTSs generated for testing the properties of M that should hold for M^* as well.

Let ξ be a property of M that is supposed to be true for M^* too. Let N be a single-output circuit specifying ξ for M and T be a CTS constructed to check if $N \equiv 0$. To verify if ξ holds for M^* , one just needs to apply T to circuit N^* specifying property ξ in M^* . Of course, the fact that N^* evaluates to 0 for the tests of T does not mean that ξ holds for M^* . Nevertheless, since T is specifically generated for ξ , there is a good chance that a test of T will break ξ if M^* is buggy. In Subsection 8.3, we substantiate this intuition experimentally.

6.2 Verification of corner cases

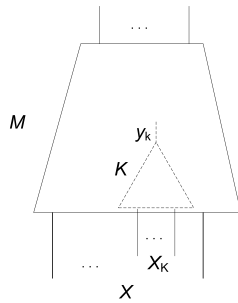


Fig. 6. Subcircuit K of circuit M

Let K be a single-output subcircuit of circuit M as shown in Figure 6. The input variables of K (set X_K) is a subset of the input variables of M (set X). Suppose that the output of K takes value 0 much more frequently than 1. Then one can view an assignment \vec{x} to X for which K evaluates to 1 as specifying a “corner case” i.e. a rare event. Hitting such a corner case even once by a random test can be very hard. This issue can be addressed by using a coverage metric that *requires* setting the value of K to both 0 and 1. (The task of finding a test for which K evaluates to 1, can be easily solved, for instance, by using a SAT-solver.) The problem however is that hitting a corner case only once may be insufficient.

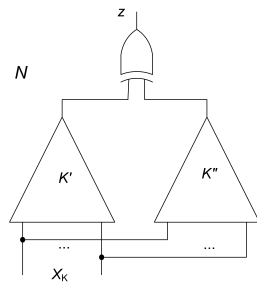


Fig. 7. The miter of circuits K' and K''

Ideally, it would be nice to have an option of generating a test set where the ratio of assignments for which K evaluates to 1 is higher than in the truth table of K . One can achieve this objective as follows. Let N be a miter of circuits K' and K'' (see Figure 7) i.e. a circuit that evaluates to 1 iff K' and K'' are functionally inequivalent. Let K' and K'' be two copies of circuit K . So $N \equiv 0$ holds. Let T_K be a CTS for projection of N on X_K . Set T_K can be viewed as a result of “squeezing” the truth table of K . Since this truth table is dominated by assignments for which K evaluates to 0, this part of the truth table is reduced the most⁸. So, one can expect that the ratio of tests of T_K for which K evaluates to 1 is higher than in the truth table of K . In Subsection 8.4, we substantiate this intuition experimentally. Extending an assignment \vec{x}_K of T_K to an assignment \vec{x} to X is easy e.g. one can randomly assign the variables of $X \setminus X_K$.

⁸ One can give a more precise explanation of when and why using T_K should work.

6.3 Empowering testing by adding CTSs of local properties

Let $\Xi = \{\xi_1, \dots, \xi_k\}$ be a set of local⁹ properties of M specified by single-output circuits N_1, \dots, N_k respectively. Typically, testing is used to check if circuit M is correct “as a whole”. This notion of correctness is a conjunction of *many* properties including those of Ξ . Let T be a test set generated by a traditional testing procedure (e.g. driven by some coverage metric). An obvious flaw of T is that it does not guarantee that the properties of Ξ hold. This problem can be addressed by using a formal verification procedure, e.g. a SAT-solver, to check if these properties hold. Note, however, that proving the properties of Ξ by a formal verification tool does not add any new tests to T and therefore does not make T more powerful. 1 Now, assume that every property ξ_i of Ξ is proved by building a CTS T_i for projection of N_i on its input variables. Let T^* denote $T \cup T_1 \cup \dots \cup T_k$. Set T^* is more powerful than T combined with proving the properties of Ξ by a formal verification tool. Indeed, in addition to guaranteeing that the properties of Ξ hold, set T^* contains *more tests* than T and hence can identify *new bugs*. In Subsection 8.5, we provide some experimental data on using *SemStr* to verify local properties.

7 Application Of *SemStr* To Sat-Solving

Conflict Driven Clause Learning (CDCL) [13,15] has played a major role in boosting the performance of modern SAT-solvers. However, CDCL has the following flaw. Suppose one needs to check satisfiability of formula G equal to $A(X, Y) \wedge B(Y, Z)$ where $|Y|$ is much smaller than $|X|$ and $|Z|$. One can view G as describing interaction of two blocks specified by A and B where Y is the set of variables via which these blocks communicate. Sets X and Z specify the internal variables of these blocks. A CDCL SAT-solver tends to produce clauses that relate variables of X and Z turning G into a “one-block” formula. This can make finding a short proof much harder. (Intuitively, this flaw of CDCL becomes even more detrimental when a formula describes interaction of n small blocks where n is much greater than 2.) A straightforward way to solve this problem is to avoid resolving clauses on variables of Y . However, a resolution-based SAT-solver cannot do this. A goal of a resolution proof is to generate an empty clause, which cannot be achieved without resolving clauses on variables of Y .

SemStr does not have the problem above since it can just replace resolutions on variables of Y with building an SSA for clauses depending on Y . Then, instead of generating an empty clause, *SemStr* produces an unsatisfiable formula $H(Y)$ implied by G . Thus, *SemStr* can facilitate finding good proofs. However, *SemStr* has another issue to address. Currently *SemStr* computes SSAs “explicitly” i.e. in terms of single assignments. The proof system specified by such SSAs is much weaker than resolution. This can negate the positive effect of preserving the structure of G . A potential solution of this problem is to compute an SSA in clusters e.g. cubes of assignments where a cube can contain an exponential

⁹ Informally, property ξ_i of M is “local” if only a fraction of M is responsible for ξ_i .

number of assignments. This makes SSAs a more powerful proof system. (For instance, in [10], the machinery of SSAs is used to efficiently solve pigeon-hole formulas that are hard for resolution.) Computing SSAs in clusters is far from trivial and *SemStr* can be used as a starting point in this line of research.

8 Experiments

In this section, we describe results of four experiments. In the first experiment (Subsection 8.2), we compute CTSs for circuits and their projections. In Subsection 8.3, we describe the second experiment where *SemStr* is used for bug detection. In particular, we introduce a method for “piecewise” construction of tests. Importantly, this method has the potential of being as scalable as SAT-solving and so could be used to generate high-quality tests for very large circuits. In the third experiment, (Subsection 8.4) we use CTSs to test corner cases. In the last experiment (Subsection 8.5), we apply *SemStr* to verification of local properties. In the first three experiments, we used miters i.e. circuits specifying the property of equivalence checking (see Figure 7). In the fourth experiment, we tested circuits specifying the property that an implication between two formulas holds.

8.1 A few remarks about current implementation of *SemStr*

Let *SemStr* be applied to $G(V, W)$ to produce a formula $H(V)$ and its SSA. As we mentioned in Section 4, when assigning values to variables of W , *SemStr* behaves almost like a regular SAT-solver. So one can use the techniques employed by state-of-the-art SAT-solvers to enhance their performance. However, to make implementation simpler and easier to modify, we have not used those techniques in *SemStr*. For instance, when a variable is assigned a value (implied or decision), a separate node of the search tree is created, no watched literals are used to speed up BCP and so on.

Currently, *SemStr* does not re-use SSAs obtained in the previous leafs of the search tree. After backtracking, *SemStr* starts building an SSA from scratch. On the other hand, it is quite possible that, say, an SSA of 100,000 assignments generated in the right branch $w = 1$ could have been obtained by making minor changes in the SSA of the left branch $w = 0$. Implementation of SSA re-using should boost the performance of *SemStr* (see Section C of the appendix).

8.2 Computing CTSs for circuits and projections

The objective of the first experiment was to give examples of circuits with non-trivial CTSs and to show that computing a CTS for a *projection* of N is much more efficient than for N . The miter N of circuits M' and M'' (like the one shown in Figure 7 for circuits K' and K'') we used in this experiment was obtained as follows. Circuit M' was a subcircuit extracted from the transition relation of an HWMCC-10 benchmark. (The motivation was to use realistic circuits.) For

the nine miters we used in this experiment, circuit M' was extracted from nine different transition relations. Circuit M'' was obtained by optimizing M' with ABC, a high-quality tool developed at UC Berkeley [18].

The results of the first experiment are shown in Table 1. The first column of Table 1 lists the names of the examples. The second and third columns give the number of input variables and that of gates in N . The following group of three columns provide results of computing a CTS for N . This CTS was obtained by applying *SemStr* to formula $F_N \wedge z$ with an empty set of variables to exclude. In this case, the resulting formula H is equal to $F_N \wedge z$ and *SemStr* just constructs its SSA. The first column of this group gives the size of the SSA found by *SemStr*. The second column shows the number of different assignments to X in the assignments of this SSA. (Recall that X is the set of input variables of N .) The third column of this group gives the run time of *SemStr*. The last two columns of Table 1 describe results of computing CTS for a projection of N on X . We will denote this projection by N^X . This CTS is obtained by applying *SemStr* to $F_N \wedge z$ using $Y \cup z$ as the set of variables to exclude (where Y specifies the set of internal variables of N). The first column of the two gives the size of the SSA generated for formula $H(X)$ by *SemStr*. The second column shows the run time of *SemStr*.

Table 1. CTSs for circuits and their projections

name	#inp- vars	#gates	CTS for original circuit			CTS for projection	
			#SSA	#tests	time (s.)	#tests	time (s.)
ex1	12	54	125,734	500	0.3	28	0.01
ex2	14	59	262,405	3,231	0.6	1,101	0.04
ex3	16	53	438,985	7,211	1.0	867	0.01
ex4	16	63	3,265,861	15,868	9.4	1,452	0.02
ex5	17	66	94,424	952	0.3	137	0.01
ex6	40	117	memout	*	*	589	0.02
ex7	40	454	memout	*	*	112,619	5.9
ex8	50	317	memout	*	*	211,650	4.1
ex9	55	215	memout	*	*	6,267	0.1

projection N^X for all nine examples. Table 1 shows that finding a CTS for N^X takes much less time than for N . In Subsection 8.3, we demonstrate that although a CTS for N^X is only an approximation of a CTS for N , it makes a high-quality test set.

8.3 Using CTSs to detect bugs

In the second experiment, we used *SemStr* to generate tests exposing inequivalence of circuits. Let N^* denote the miter of circuits M' and M'' where M'' is obtained from M' by introducing a bug. (Similarly to Subsection 8.3, M' was extracted from the transition relation of a HWMCC-10 benchmark and for the nine examples of Table 2 below we used nine different transition relations.) Denote by N the miter of circuits M' and M'' where M'' is just a copy of M' .

For circuits ex1,...,ex5, *SemStr* managed to build non-trivial CTSs for the original circuits. Their size is much smaller than $2^{|X|}$. For instance, the trivial CTS for ex5 consists of $2^{17}=131,072$ tests, whereas *SemStr* found a CTS of 952 tests. (So, to prove M' and M'' equivalent it suffices to run 952 out of 131,072 tests.) For circuits ex6,...,ex9, *SemStr* failed to build a non-trivial CTS due to memory overflow. On the other hand, *SemStr* built a CTS for

In this experiment, we applied the idea of Subsection 6.1: reuse the test set T generated to prove $N \equiv 0$ to test if $N^* \equiv 0$ holds. To run a single test \vec{x} , we used Minisat 2.0 [7,19]. Namely, we added unit clauses specifying \vec{x} to formula $F_{N^*} \wedge z$ and checked its satisfiability.

Table 2. Bug detection

name	#inp- vars	#ga- tes	random testing		test generation by <i>SemStr</i>		
			#tests $\times 10^6$	time (s.)	stra- tegy	#tests	time (s.)
ex10	37	73	> 100	181	1	254	0.02
ex11	39	155	> 100	466	1	1,742	0.1
ex12	41	591	> 100	826	1	25,396	2.2
ex13	42	307	> 100	725	2	4,021	1.1
ex14	50	217	> 100	489	2	10,147	7.2
ex15	50	249	> 100	1,290	1	41,048	1.3
ex16	52	1,003	> 100	707	2	707,589	106
ex17	67	405	> 100	2,194	2	2,281	1.7
ex18	70	265	> 100	1,312	2	5,413	0.7

To generate T we used two strategies. In strategy 1, T was generated as a CTS for projection N^X . Strategy 2 was employed when *SemStr* failed to build a CTS for N^X due to memory overflow or exceeding a time limit. In this case, we partitioned X into subsets X_1, \dots, X_k and computed sets T_1, \dots, T_k where T_i is a CTS for projection N^{X_i} . (In the examples where we used strategy 2, the value of k was 2 or 3). The Cartesian product $T_1 \times \dots \times T_k$ forms a test set for N . Instead of building the entire set T , we randomly generated tests of T one by one as follows. The next test \vec{x} of T to try was formed by taking the union of $\vec{x}_i, i = 1, \dots, k$ randomly picked from corresponding $T_i, i = 1, \dots, k$. Note that in the extreme case where every X_i consists of one variable, strategy 2 reduces to generation of random tests. Indeed, let $X_i = \{x_i\}, i = 1, \dots, k$ where $k = |X|$. Then formula $H(X_i)$ for projection N^{X_i} is equal to $x_i \wedge \bar{x}_i$. The only SSA for $H(X_i)$ is trivial and consists of assignments $x_i = 0$ and $x_i = 1$ (and so does T_i). By randomly choosing a test of T_i one simply randomly assigns 0 or 1 to x_i .

We compared our approach with random testing on small circuits. Our objective was to show that although random testing is much more efficient (test generation is very cheap), testing based on CTSs is much more *effective*. The majority of faults we tried was easy for both approaches. In Table 2, we list some examples that turned out to be hard for random testing. The first three columns are the same as in Table 1. The next two columns describe the performance of random testing: the number of tests we tried (in millions) and the time taken by Minisat to run all tests. The last three columns describe the performance of our approach. The first column of these three shows whether strategy 1 or 2 was used. The second column gives the number of tests from T one needed to run before finding a bug. (Thus, this number is smaller than $|T|$.) The last column of these three shows the total run-time that consists of the time taken by *SemStr* to generate T and the time taken by Minisat to run tests.

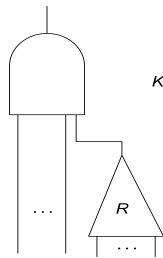


Fig. 8. Circuit K whose output value is biased to 0

Table 2 shows that tests extracted from CTSs for projections of N are very effective. The fact that these tests are effective even for strategy 2 is very en-

couraging for the following reason. Computing a CTS for a projection N^V where V is small is close to regular SAT-solving. (They become identical if $V = \emptyset$.) Implementation of improvements mentioned in Subsection 8.1 should make computing a CTS for N^V almost as scalable as SAT-solving. Thus, by breaking X into relatively small subsets X_1, \dots, X_k and using piecewise construction of tests as described above, one will get an effective test set that can be efficiently computed even for very large circuits.

8.4 Using CTSs to check corner cases

Table 3. *Using CTSs for checking corner cases*

name	#inp- vars	and inps	#ga- tes	random testing			test generation by <i>SemStr</i>		
				#te- sts	#hi- ts	time (s.)	#te- sts	#hits	time (s.)
ex19	50	10	72	10^5	54	0.6	832	51	0.03
ex19*	60	20	72	10^7	0	65	1,803	207	0.1
ex20	50	10	160	10^5	5	1.3	21,496	1,303	0.4
ex20*	60	20	160	10^7	0	129	161,195	10,036	3.1
ex21	65	10	108	10^5	68	0.8	49,947	4,168	1.2
ex21*	75	20	108	10^7	0	81	44,432	3,528	1.2
ex22	51	10	296	10^5	81	1.8	50,388	4,560	4.9
ex22*	61	20	296	10^7	0	184	235,452	22,326	26
ex23	60	10	125	10^5	43	1.2	6,834	259	0.2
ex23*	70	20	125	10^7	0	122	21,083	1,807	0.4

In the third experiment, we used CTSs to test corner cases (see Subsection 6.2). First we formed a circuit K that evaluates to 0 for almost all input assignments. So the input assignments for which K evaluates to 1 specify “corner cases”. Then we compared the frequency of hitting the corner cases of K by random testing and by tests of a set T built by *SemStr*. The test set T was obtained as follows. Let N be the miter of copies K' and K'' (see Fig-

ure 7). Set T was generated as a CTS for the projection of N on its input variables.

Circuit K was formed as follows. First, we extracted a circuit R as a subcircuit of a transition relation (as described in the previous subsections). Then we formed circuit K by composing an n -input AND gate and circuit R as shown in Figure 8. Circuit K outputs 1 only if R evaluates to 1 and the first $n - 1$ inputs variables the AND gate are set to 1 too. So the input assignments for which K evaluates to 1 are “corner cases”.

The results of our experiment are given in Table 3. The first column specifies the name of an example. The next two columns give the total number of input variables of K and the number of input variables in the multi-input AND gate (see Figure 8). The next three columns describe the performance of random testing. The first column of the three gives the total number of tests. The next column shows the number of times circuit K evaluated to 1 (i.e. a corner case was hit). The last column of the three gives the total run time. The last three columns of Table 3 describe the results of *SemStr*. The first column of the three shows the size of a CTS generated as described above. The next column gives the number of times a corner case was hit. The last column shows the total run time (that also includes the time used to generate the CTS).

The examples of Table 3 were generated in pairs that shared the same circuit R and were different only the size of the AND gate (see Figure 8). For instance, in ex19 and ex19* we used 10-input and 20-input AND gates respectively. Table 3 shows that for circuits with 10-input AND gates, random testing was able to hit corner cases but the percentage of those events was very low. For instance, for ex19, only for 0.05% of tests the output value of K was 1 (54 out of 10^5 tests). The same ratio for tests generated by *SemStr* was 6.12% (51 out of 832 tests). A significant percentage of tests generated by *SemStr* hit corner cases even in examples with 20-input AND gates in sharp contrast to random testing that failed to hit a single corner case.

8.5 Using CTSs to verify local properties

In the last experiment, we used *SemStr* to build CTSs for local properties (see Subsection 6.3). Our objective here was just to show that even the current implementation of *SemStr* was powerful enough to generate CTSs for local properties of non-trivial circuits.

Table 4. Tests for local properties

HWMCC-10 benchmark	#inp- vars	#lat- ches	#gates	$ C $	#tests	time s.
<i>nusmvbrp</i>	11	52	518	3	8,690	0.7
<i>cmugigamax</i>	34	29	646	4	1,158	0.2
<i>kenoopp1</i>	49	51	619	2	84	0.5
<i>kenflashp01</i>	61	57	1,292	7	46	0.9
<i>nusmvguidancep1</i>	84	86	1,823	3	767	1.2
<i>visprodcellp01</i>	30	78	2,807	2	534	1.4
<i>pdtsvvroz10x6p1</i>	7	81	3,088	4	76	0.1
<i>pdvissoap2</i>	21	205	4,333	2	6,408	1.6
<i>pdtvissfeistel</i>	68	361	9,976	2	5,078	0.1

input and output variables of M_T respectively. Let P be a set of clauses specifying an inductive invariant for T . That is $P(S) \wedge T \rightarrow P(S')$. Let C be a clause of P . Then $P(S) \wedge T \rightarrow C(S')$. This implication can be viewed as a *property* of circuit M_T . We will refer to it as a property specified by clause C (and predicate P). It states¹⁰ that for every input assignment satisfying P , the output assignment of M_T satisfies C . Typically, C is a short clause i.e. the number of literals of C is much smaller than $|S'|$. If only a small part of M_T feeds the output variables present in C , then the property specified by C is *local*.

Table 4 shows the results of our experiment. The first column gives the name of an HWMCC-10 benchmark specified by M_T . The next three columns show

In the experiment, we tested local properties defined as follows. Let M_T be a combinational circuit specifying a transition relation $T(X, S, Y, S')$. Here S and S' are sets of the present and next state variables, and X and Y are sets of the combinational input and internal variables respectively. So $X \cup S$ and S' specify the in-

¹⁰ Let N be the circuit obtained by composing M_T and a $|C|$ -input AND gate representing the negation of C . Then N evaluates to 1 iff the output of M_T falsifies C . Proving $P(S) \wedge T \rightarrow C(S')$ reduces to showing that $N \equiv 0$ for every input assignment satisfying P . This is a variation of the problem we consider in this paper (i.e. checking if $N \equiv 0$ holds). Fortunately, this variation of the original problem can be solved by *SemStr*.

the number of input combinational variables, state variables and gates in M_T . The next column gives the number of literals of clause C randomly picked from an inductive invariant (generated by IC3 [2]). The last two columns describe the results of *SemStr* in building a CTS for a projection of circuit N defined in Footnote 10 on the set of input variables (i.e. on $X \cup S$). These columns describe the size of the CTS and the run time taken by *SemStr* to build it. Table 4 shows that *SemStr* managed to build CTSs for local properties of non-trivial circuits (e.g. for circuit *pdvissfeistel* that has 9,976 gates and 361 latches).

9 Background

As we mentioned earlier, the objective of applying a test to a circuit is typically to check if the output assignment produced for this test is correct. This notion of correctness usually means satisfying the conjunction of *many* properties of this circuit. For that reason, one tries to spray tests uniformly in the space of all input assignments. To avoid generation of tests that for some reason should be or can be excluded, a set of constraints can be used [12]. Another way to improve the effectiveness of testing is to run many tests at once as it is done in symbolic simulation [3]. Our approach is different from those above in that it is “property-directed” and hence can be used to generate property-specific tests.

The method of testing introduced in [11] is based on the idea that tests should be treated as a “proof encoding” rather than a sample of the search space. (The relation between tests and proofs have been also studied in software verification, e.g. in [8,9,1]). A flaw of this approach is that testing is treated as a second-class citizen whose quality can be measured only by a formal proof it encodes. In this paper, we take a different point of view where testing becomes the *part* of a formal proof that performs structural derivations.

In [14], it was shown that Craig’s interpolation [4] can be used in model checking. An efficient procedure for extraction of an interpolant from a resolution proof was given in [17,14]. A flaw of this procedure is that the size of this interpolant strongly depends on the quality of the proof. As we mentioned in Section 7, *SemStr* offers a new way to solve formulas with structure. In particular, *SemStr* can be used to compute interpolants. Let formula $G(X, Y, Z)$ be equal to $A(X, Y) \wedge B(Y, Z)$ and one applies *SemStr* to solve formula G by excluding the variables of $X \cup Z$. Then formula $H(Y)$ produced from G by *SemStr* can be represented as $H_1 \wedge H_2$ where H_1 and H_2 are interpolants for A and B respectively. That is $A \rightarrow H_1 \rightarrow \overline{B}$ and $B \rightarrow H_2 \rightarrow \overline{A}$. (This is due to the fact that *SemStr* forbids resolutions on variables of Y .) An advantage of *SemStr* is that it takes into account formula structure and hence can potentially produce high-quality interpolants. However, currently, using *SemStr* for interpolant generation does not scale as well as extraction of an interpolant from a proof.

Reasoning about SAT in terms of random walks was pioneered in [16]. The centered SSAs we introduce in this paper bear some similarity to sets of assignments generated in de-randomization of Schönig’s algorithm [5]. Typically, centered SSAs are much smaller than uncentered SSAs introduced in [10]. A

big advantage of the uncentered SSA though is that its definition facilitates computing an SSA in clusters of assignments (rather than single assignments).

10 Conclusion

We consider the problem of finding a Complete Test Set (CTS) for a combinational circuit N that is a test set proving that $N \equiv 0$. We use the machinery of stable sets of assignments to derive non-trivial CTSs i.e. ones that do not include all possible input assignments. The existence of non-trivial CTSs implies that it is more natural to consider testing as structural rather than semantic derivation (the former being derivation of a property that cannot be expressed in terms of the truth table). Since computing a CTS for the entire circuit N is impractical, we present a procedure called *SemStr* that computes a CTS for a projection of N on a subset of its variables. The importance of *SemStr* is twofold. First, it can be used for generation of effective test sets. In particular, we describe a procedure for “piecewise” construction of tests that can be potentially applied to very large circuits. Second, *SemStr* can be used as a starting point in designing verification tools that efficiently combine structural and semantic derivations.

References

1. N. Beckman, A. Nori, S. Rajamani, R. Simmons, S. Tetali, and A. Thakur. Proofs from tests. *IEEE Transactions on Software Engineering*, 36(4):495–508, July 2010.
2. A. R. Bradley. Sat-based model checking without unrolling. In *VMCAI*, pages 70–87, 2011.
3. R. Bryant. Symbolic simulation—techniques and applications. In *DAC-90*, pages 517–521, 1990.
4. W. Craig. Three uses of the herbrand-gentzen theorem in relating model theory and proof theory. *The Journal of Symbolic Logic*, 22(3):269–285, 1957.
5. E. Dantsin, A. Goerdts, E. Hirsch, R. Kannan, J. Kleinberg, C. Papadimitriou, P. Raghavan, and U. Schöning. A deterministic $(22/(k+1))^n$ algorithm for k-sat based on local search. *Theoretical Computer Science*, 289(1):69 – 83, 2002.
6. M. Davis, G. Logemann, and D. Loveland. A machine program for theorem proving. *Communications of the ACM*, 5(7):394–397, July 1962.
7. N. Eén and N. Sörensson. An extensible sat-solver. In *SAT*, pages 502–518, Santa Margherita Ligure, Italy, 2003.
8. C. Engel and R. Hähnle. Generating unit tests from formal proofs. In *TAP*, pages 169–188, 2007.
9. P. Godefroid and N. Klarlund. Software model checking: Searching for computations in the abstract or the concrete. In *Integrated Formal Methods*, pages 20–32, 2005.
10. E. Goldberg. Testing satisfiability of cnf formulas by computing a stable set of points. In *Proc. of CADE-02*, pages 161–180, 2002.
11. E. Goldberg. On bridging simulation and formal verification. In *VMCAI-08*, pages 127–141, 2008.
12. N. Kitchen and A. Kuehlmann. Stimulus generation for constrained random simulation. In *ICCAD-07*, pages 258–265, 2007.

13. J. Marques-Silva and K. Sakallah. Grasp – a new search algorithm for satisfiability. In *ICCAD-96*, pages 220–227, 1996.
14. K. L. Mcmillan. Interpolation and sat-based model checking. In *CAV-03*, pages 1–13. Springer, 2003.
15. M. Moskewicz, C. Madigan, Y. Zhao, L. Zhang, and S. Malik. Chaff: engineering an efficient sat solver. In *DAC-01*, pages 530–535, New York, NY, USA, 2001.
16. C. H. Papadimitriou. On selecting a satisfying truth assignment. In *32nd Annual Symposium of Foundations of Computer Science*, pages 163–169, Oct 1991.
17. P. Pudlak. Lower bounds for resolution and cutting plane proofs and monotone computations. *Journal of Symbolic Logic*, 62(3):981–998, 1997.
18. Berkeley Logic Synthesis and Verification Group. ABC: A system for sequential synthesis and verification, 2017. <http://www.eecs.berkeley.edu/~alanmi/abc>.
19. Minisat2.0. <http://minisat.se/MiniSat.html>.

Appendix

A Proofs

Proposition 1. *Formula H is unsatisfiable iff it has an SSA.*

Proof. If part. Assume the contrary. Let P be an SSA of H with center \vec{p}_{init} and H is satisfiable. Let \vec{s} be an assignment satisfying H . Let \vec{p} be an assignment of P that is the closest to \vec{s} in terms of the Hamming distance. Let $C = \Phi(\vec{p})$. Since \vec{s} satisfies clause C , there is a variable $v \in Vars(C)$ that is assigned differently in \vec{p} and \vec{s} . Let \vec{p}^* be the assignment obtained from \vec{p} by flipping the value of v . Note that $\vec{p}^* \in Nhd(\vec{p}_{init}, \vec{p}, C)$.

Assume that $\vec{p}^* \in P$. In this case, \vec{p}^* is closer to \vec{s} than \vec{p} and we have a contradiction. Now, assume that $\vec{p}^* \notin P$. In this case, $Nhd(\vec{p}_{init}, \vec{p}, C) \not\subseteq P$ and so set P is not an SSA. We again have a contradiction.

Only if part. Assume that formula H is unsatisfiable. By applying *BuildSSA* shown in Figure 2 to H , one generates a set P that is an SSA of H with respect to some center \vec{p}_{init} and AC-mapping Φ .

B CTSs And Circuit Redundancy

Let $N \equiv 0$ hold. Let R be a cut of circuit N . We will denote the circuit between the cut and the output of N as N_R (see Figure 9). We will say that N is **non-redundant** if $N_R \not\equiv 0$ for any cut R other than the cut specified by primary inputs of N .

Definition 3 of a CTS may not work well if N is highly redundant. Assume, for instance, that $N_R \equiv 0$ holds for cut R . This means that the clauses specifying gates of N below cut R (i.e. ones that are not in N_R) are redundant in $F_N \wedge z$. Then one can build an SSA P for $F_N \wedge z$ as follows. Let P_R be an SSA for $F_{N_R} \wedge z$. Let \vec{v} be an arbitrary assignment to the variables of $Vars(N) \setminus Vars(N_R)$. Then

by adding \vec{v} to every assignment of P_R one obtains an SSA for $F_N \wedge z$. This means that for any test \vec{x} , $Cube(\vec{x})$ contains an SSA of $F_N \wedge z$. Therefore, according to Definition 3, circuit N has a CTS consisting of just one test.

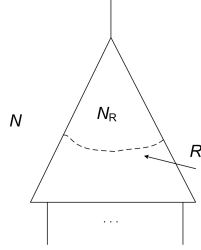


Fig. 9. A cut R in circuit N

The problem above can be solved using the following observation. Let T be a set of tests $\{\vec{x}_1, \dots, \vec{x}_k\}$ for N where $k \leq 2^{|X|}$. Denote by \vec{r}_i the assignment to the variables of cut R produced by N under input \vec{x}_i . Let T_R denote $\{\vec{r}_1, \dots, \vec{r}_k\}$. Denote by T_R^* the set of assignments to variables of R that cannot be produced in N by any input assignment. Now assume that T is constructed so that $T_R \cup T_R^*$ is a CTS for circuit N_R . This does not change anything if N_R is itself redundant (i.e. if $N_{R'} \equiv 0$ for some cut R' that is closer to the output of N than R). In this case, it is still sufficient to use T of one test because N_R has a CTS of one assignment (in terms of cut R). Assume however, that N_R is non-redundant. In this case, there is no “degenerate”

CTS for N_R and T has to contain at least $|T_R^*|$ tests. Assuming that T_R^* alone is far from being a CTS for N_R , a CTS T for N will consist of many tests.

So a solution to the problem caused by redundancy of N is as follows. One should require that for every cut R where $N_R \equiv 0$ holds, set $T_R \cup T_R^*$ should be a CTS for N_R . The fact that there always exists at least one cut R where N_R is non-redundant eliminates degenerate single-test CTSs for N .

C Reusing SSAs

Let *SemStr* be applied to formula $G(V, W)$ to produce formula $H(V)$ and its SSA. Let us explain the idea of SSA reusing by the following example. Let P_0 be the SSA generated by *SemStr* in branch $w = 0$ where $w \in W$. Let us show how SSA P_1 for branch $w = 1$ can be derived from P_0 . Let Φ_0 be the AC-mapping for P_0 . Assume for the sake of simplicity that

- only one clause B of $\Phi_0(P_0)$ contains literal w
- only assignment $\vec{q} \in P_0$ is mapped by Φ_0 to clause B .

Thus, the only reason why P_0 is not an SSA in branch $w = 1$ is that \vec{q} is not mapped to any clause. (Recall that SSAs built by *SemStr* consist of assignments to V . So the construction of an SSA in branch $w = 1$ is different from $w = 0$ only because some V -clauses of branch $w = 0$ are satisfied in branch $w = 1$ and vice versa.) Let *BuildSSA** denote the modification of procedure *BuildSSA* (see Figure 2) aimed at re-using P_0 when building SSA P_1 .

Recall that *BuildSSA* maintains sets E and Q . The former consists of the assignments whose neighborhood has been already explored and the latter stores the assignments whose neighborhood is yet to be explored. *BuildSSA** splits Q into two sets: Q' and Q'' . An assignment \vec{p} is put in Q' if

- \vec{p} is in P_0 and

- clause $\Phi_0(\vec{p})$ is not satisfied by $w = 1$

(In our case, every assignment of P_0 but the assignment \vec{q} above is put in set Q' .) On the other hand, every assignment whose neighborhood is yet to be considered and that does not satisfy the two conditions above is put in set Q'' . The reason for this split is that the assignments from Q' are cheaper to process. Namely, if $\vec{p} \in Q'$, then instead of looking for a clause falsified by \vec{p} , *BuildSSA** uses clause $\Phi_0(\vec{p})$. For that reason, assignments of Q' are the first to be considered by *BuildSSA**. An assignment of Q'' is processed only if Q' is currently empty.

*BuildSSA** starts with the same center \vec{p}_{init} that was used when building P_0 . If \vec{p}_{init} is different from \vec{q} , it is put in Q' . Otherwise, it is put in Q'' . Let \vec{p} be the assignment picked by *BuildSSA** from Q' or Q'' . Let C be the clause to which \vec{p} is mapped by Φ_1 . Let \vec{p}^* be an assignment of $Nbhd(\vec{p}_{init}, \vec{p}, C)$. If \vec{p}^* satisfies the two conditions above, *BuildSSA** puts it in Q' . Otherwise, \vec{p}^* is added to Q'' .