

Scalable Integrated Task and Motion Planning from Signal Temporal Logic Specifications

Rafael Rodrigues da Silva^{1,2} and Hai Lin¹

Abstract—This paper aims to develop formal methods to achieve a performance guaranteed integrated task and motion planning (ITMP) with respect to high-level specifications given by signal temporal logic (STL). It is a problem of practical importance because many safety-critical applications in robotics (e.g., navigation, manipulation, and surgery) and autonomous systems (e.g., unmanned aircraft and self-driving cars) require a correct-by-construction design for complex missions. Traditional approaches usually assumed a discretization of the continuous state space or a finite partition of the workspace. Instead, we propose an abstraction-free method that synthesizes continuous trajectories with respect to given STL specifications directly. For this, our basic idea is to leverage incremental constraint solving by efficiently adding constraints on motion feasibility at the discrete level. Our approach solves the ITMP from STL specification problem using a scalable logic-based inference combined with optimization, which uses efficient solvers, i.e., satisfiability modulo theories (SMT) and linear programming (LP). Consequently, our method has potential to scale up to handle high dimensional continuous dynamics. The proposed design algorithms are proved to be sound and complete, and numerical results are given to illustrate the effectiveness of the design algorithms.

I. INTRODUCTION

A recent trend in robotics is integrated task and motion planning (ITMP), which proposes to synthesize both discrete task plans and continuous motion trajectories for mobile robots simultaneously. A closely related topic in control is the symbolic control problem that aims to automatically design feedback controllers with respect to given formal logic specifications. Earlier efforts in symbolic control relied on a discrete abstraction of the continuous dynamical system, and the majority of work has been focused on how to obtain an equivalent discrete and finite quotient transition system. Dependent on the formal specification, the equivalence could be in the sense of language equivalence, bi-simulation or approximate bi-simulation. However, the size of the quotient system grows exponentially with respect to the dimension of the continuous dynamics, which is known as the *curse of dimensionality*. Hence, the abstraction-based approaches were usually limited to a low-dimension system with no more than five continuous states [1].

We, therefore, follow an abstraction-free approach to the synthesis of dynamically-feasible trajectories with respect to

a given high-level specification. Particularly, we use STL formulas for high-level specifications since STL enables us to explicitly specify real-time constraints as this is important in robotic applications. For example, an assistant robot needs to do smooth movements to serve a drink to a person, but it needs to accomplish it in a reasonable time. Thus, we propose an ITMP from STL, which explicitly use real time in the specifications improving the readability relative to the system behavior. Following our previous work [2], we use a two-layer control architecture: discrete and continuous planning. The discrete and the continuous planning work together to generate an integrated task and motion plan from STL specification. The main challenge here is how to iteratively combine efficient solvers so to alleviate the computational complexity of the problem. Our basic idea is to incrementally encode STL specifications to SMT in the discrete planning layer to generate convex constraints for the continuous planning. The continuous planning can be encoded to a linear program (LP) to check if the discrete plan is dynamically feasible, or a counterexample violating certain constraints is found. The counterexample will be passed to the discrete planning, based on which the discrete planning needs to generate a new plan until finding a dynamically feasible ITMP plan or a bound on time is reached.

The main contribution of this paper includes: a scalable approach for symbolic control from STL specification which adopts logic-based inference using SMT solver combined with optimization. By scalability, we mean that our approach can handle more complex and high-dimensional dynamical systems, and this is achieved by using SMT to deal with logic constraints and LP to take care of dynamic constraints. Since SMT solvers are efficient to logic over linear arithmetic [3] and LP solver are polynomial time, efficient combination of logical inference in SMT with optimization in LP can be more scalable than any other solver for ITMP from formal specification such as STL.

The rest of the paper is organized as follows. After introducing necessary preliminaries, Section III presents the formal statement of our problem. Next, Section IV describe the proposed approach, and Section IV compares our approach with a state-of-the-art STL solver and shows how this encoding can be used in a motion planning problem. Section VI concludes the paper.

II. RELATED WORK

Existing approaches for trajectory synthesis from task specifications can be roughly divided into three categories: Mixed Integer Linear Programming (MILP) based [4], [5], [6], [7],

*The financial supports from NSF-CNS-1239222, NSF-CNS-1446288 and NSF-EECS-1253488 for this work are greatly acknowledged.

¹ All authors are with Department of Electrical Engineering, University of Notre Dame, Notre Dame, IN 46556, USA. (rrodri17@nd.edu; bwu3@nd.edu; hlin1@nd.edu)

² The first author would like to appreciate the scholarship support by CAPES/BR, 99999.013242/2013-0

[8], sampling based [9], [10], and Satisfiability Modulo Theories (SMT) based [11], [12] approaches.

The basic idea of MILP based approach is to introduce auxiliary binary variables and re-write statements with logical expressions into mixed-integer constraints. Moreover, some logic operations, such as disjunction and implication, requires approximations and heuristic techniques to be encoded into a MILP problem. MILP based approaches leverage numerical algorithms based on branch-and-bound and cutting-planning methods, which tend to be efficient for simple Boolean structure. However, they may turn intractable as the size of the problem grows.

On the other hand, sampling based approaches attempt to capture the connectivity of the state space by sampling it. The main advantage of those approaches is that it is simple and easy to implement. Also, existing implementations suggest that sampling based methods can provide fast solutions to some difficult problems. However, sampling based approaches are widely regarded as suboptimal and do not guarantee to find a solution if one exists, a property referred to as *completeness*. They ensure a weaker notion of completeness that is *probabilistic completeness*, meaning that a solution will be provided, if one exists, given sufficient runtime of the algorithm (in some cases infinite runtime). Hence, they may never terminate and do not have, in general, control over the number of hops to generate the trajectory. Furthermore, they tend to perform poorly on problems with narrow passages [13].

Our proposed approach is closely related to SMT based ITMP which has been used to generate a dynamically-feasible trajectory for LTL specifications [11], [12]. Modern SMT solvers can efficiently find satisfying valuations of very large propositional formulas with complex Boolean structure combining various decidable theories, such as lists, arrays, bit vectors, linear integer arithmetic, and linear real arithmetic [3]. Previous works with SMT based ITMP from LTL specifications showed encouraging results. However, it requires partition of the continuous state space before the execution. Thus, it requires precomputation that can be more time consuming than the trajectory synthesis itself [11, Table I]. Furthermore, the implementation of real-time specifications is more difficult, and it does not offer an explicit bound to decide that dynamically-feasible trajectory for LTL specifications cannot be found.

Unlike MILP-based methods [4], [5], [6], [7], [8], our approach deals with mixed logic and continuous constraint using SMT and LP, which are more efficient. In contrast to sampling based methods [9], [10], our approach does not suffer from performance issues due to narrow passages. The method proposed in [11], [12] is the closest to ours; however, we generate dynamically feasible tasks plans from STL language, and our approach does not require partition of the continuous state space. Furthermore, our approach can be suitable for complex problems and can be efficient enough to deal with an environment with unknown dynamics by replanning.

III. PROBLEM FORMULATION

We consider a discrete-time linear affine control system as follows,

$$\mathbf{x}_{k+1} = A\mathbf{x}_k + B\mathbf{u}_k + \mathbf{c}, \quad (1)$$

where $\mathbf{x} \in \mathcal{X} \subset \mathbb{R}^n$ are the state variables, $\mathbf{u} \in \mathcal{U} \subset \mathbb{R}^m$ are the control inputs, and $A \in \mathbb{R}^{n \times n}$, $B \in \mathbb{R}^{n \times m}$, and $\mathbf{c} \in \mathbb{R}^n$ are constant matrices of proper dimensions. We denote the sampling period as T_s , where $T_s = t_{k+1} - t_k$ for all $k \in \mathbb{N}_{\geq 0}$,

A run of System (1) is a sequence $\xi(\bar{\mathbf{x}}, \mathbf{u}) = \mathbf{x}_0 \mathbf{x}_1 \mathbf{x}_2 \dots$ that is defined by a given initial state $\bar{\mathbf{x}} \in \mathcal{X}$ and a control input sequence $\mathbf{u} = \mathbf{u}_0 \mathbf{u}_1 \dots$. At a time instant t_k , we have $\xi(t_k) = \mathbf{x}(t_k)$, and denoted by $\xi_k = \mathbf{x}_k$.

We assume that high-level specifications are given as STL formulas that are defined recursively according to the following grammar (syntax):

$$\varphi := \pi^\mu | \neg \pi^\mu | \varphi_1 \wedge \varphi_2 | \varphi_1 \vee \varphi_2 | \varphi_1 \mathbf{U}_{[a,b]} \varphi_2,$$

where φ , φ_1 , φ_2 are STL formulas, and π^μ is an atomic predicate $\mathcal{X} \mapsto \{\top, \perp\}$, where \top and \perp means true and false, respectively. This predicate is determined by the sign of the function $\mu : \mathcal{X} \mapsto \mathbb{R}$.

The meaning (semantics) of an STL formula is interpreted over a run of System (1). We denote the fact that a run $\xi(\bar{\mathbf{x}}, \mathbf{u})$ satisfies an STL formula φ by $\xi \models \varphi$. Informally, $\xi \models \varphi_1 \mathbf{U}_{[a,b]} \varphi_2$ if φ_1 holds at every time step before φ_2 holds, and φ_2 holds at some time step between a and b . Additionally, we define $\Diamond_{[a,b]} \varphi := \top \mathbf{U}_{[a,b]} \varphi$ and $\Box_{[a,b]} \varphi := \top \mathbf{U}_{[a,a]} (\varphi \mathbf{U}_{[b-a,\infty]} \top)$, so that $\xi \models \Diamond_{[a,b]} \varphi$ if φ holds at some time step between a and b , and $\xi \models \Box_{[a,b]} \varphi$ if φ holds at all times between a and b . Formally, the following semantics defines the validity of a formula φ with respect to the run ξ ,

$$\begin{aligned} \xi \models \varphi &\leftrightarrow \xi \models_0 \varphi \\ \xi \models_k \pi^\mu &\leftrightarrow \mu(\xi_k) > 0 \\ \xi \models_k \neg \pi^\mu &\leftrightarrow -\mu(\xi_k) > 0 \\ \xi \models_k \varphi_1 \wedge \varphi_2 &\leftrightarrow \xi \models_k \varphi_1 \wedge \xi \models_k \varphi_2 \\ \xi \models_k \varphi_1 \mathbf{U}_{[a,b]} \varphi_2 &\leftrightarrow \exists t_{k'} \in [t_k + a, t_k + b] \text{ s.t. } \xi \models_{k'} \varphi_2 \\ &\quad \wedge \forall t_{k''} \in [t_k, t_{k'}] \xi \models_{k''} \varphi_1 \\ \xi \models_k \Diamond_{[a,b]} \varphi &\leftrightarrow \exists t_{k'} \in [t_k + a, t_k + b] \text{ s.t. } \xi \models_{k'} \varphi \\ \xi \models_k \Box_{[a,b]} \varphi &\leftrightarrow \forall t_{k'} \in [t_k + a, t_k + b] \xi \models_{k'} \varphi \end{aligned}$$

Furthermore, if an STL formula φ contains no unbounded operators, it is called *bounded-time*. The *bound* of a bounded-time STL formula φ is the maximum over the sum of all nested upper bounds on the temporal operators, which is a conservative maximum trajectory length required to decide its satisfiability. For instance, the bounded-time formula $\Box_{[0,20]} \Diamond_{[1,3]} \varphi$ has a bound $t_{\max}^\varphi \geq 20 + 3 = 23$, which the bound K_{\max}^φ is sufficient to determine whether the formula is satisfiable. Following STL literature, we also call a run ξ as a signal ξ . In the sequel, the terms of signal and run are used interchangeably.

Remark 1: Although we have defined semantics for STL over discrete-time signals, which is formally equivalent to the simpler linear temporal logic (LTL), there are several advantages of still using STL over LTL. First, STL is a real-time language and do not need to use abstract integer indices,

which improves the readability. Second, we aim to use the resulting discrete-time controller for the control of the continuous system modeled by (1). Thus, the specifications should be independent of the sampling time T_s . Finally, although we do not address the relationship between continuous-time and discrete-time semantics of STL, depending on discretization error and sampling time, the interested reader can refer to [14] for further discussion on this topic. \square

Now, we formally define the ITMP synthesis problem in its dynamically-feasible trajectory formulation.

Problem 1: Given an STL formula φ , a dynamic system (1) with an initial state $\bar{\mathbf{x}} \in \mathcal{X}$, design control signals $\mathbf{u} = \mathbf{u}_0 \mathbf{u}_1 \dots$ such that the corresponding run $\xi(\bar{\mathbf{x}}, \mathbf{u}) := \mathbf{x}_0 \mathbf{x}_1 \dots$ satisfies φ .

Example 1: Consider a single integrator control system, $\dot{x} = u$, which needs to drive x between $[-0.1, 0.1]$ for 2s within 1s, i.e. $\Diamond_{[0,1]} \Box_{[0,2]} |x| < 0.1$, starting at $(\bar{x}, \dot{x}) = (1, 1)$ considering a control $|u| \leq 10$, state domain $\|(x, \dot{x})\|_\infty \leq 10$, and $T_s = 0.25$ s. \square

IV. LOGIC INFERENCE WITH OPTIMIZATION APPROACH

Problem 1 can be converted to the following feasibility problem,

$$\begin{aligned} & \text{find } \xi^*, \mathbf{u}^* \\ & \text{s.t. } \xi \models \varphi, \mathbf{x}_0 = \bar{\mathbf{x}}, \forall k \in \mathbb{N}_{\geq 0} \mathbf{x}_k \in \mathcal{X}, \\ & \forall k \in \mathbb{N}_{\geq 0} \mathbf{x}_{k+1} = A\mathbf{x}_k + B\mathbf{u}_k + \mathbf{c}, \quad \mathbf{u}_k \in \mathcal{U}. \end{aligned} \quad (2)$$

The key challenge to solve the above-mentioned feasibility problem is due to the non-convex nature of the problem as it involves logical constraint. Inspired by the success of *lazy-SMT* [3], we divide the control design problem into two stages: discrete and continuous planning. Our basic idea is to encode the discrete planning problem into Bounded Satisfiability Checking (BSC) [15] by proposing a Boolean encoding for STL formulas and the continuous planning problem into Linear Programming (LP). BSC problems with linear arithmetic predicates can be efficiently solved using SMT solvers. Thus, we propose an iterative deepening method to find a dynamically-feasible trajectory that ensures an STL formula φ by eliminating dynamically unfeasible discrete plans using counter-examples from the continuous planning and incrementally increasing the bound of the BSC problem. The rest of this section will describe this approach in detail.

A. Discrete Planning

The discrete planning aims to find a satisfying valuation of the signal ξ^* for the condition (2), the logical constraints of the problem, and abstract it as a sequence of polyhedrons \mathcal{P} for the continuous planning.

Without loss of generality, we assume that the STL formula φ is given in a conjunctive normal form (CNF). The first step in discrete planning is to convert the STL formula φ in CNF form into equivalent Boolean formula in (K, L) -loop form [16], [17]. The equivalence is in the sense that any satisfying valuation for this Boolean formula also satisfies the

STL formula. Formally, the satisfying valuation of a signal ξ^* in (K, L) -loop form is defined as follow.

Definition 1: A satisfying valuation ξ^* is called a (K, L) -loop satisfying valuation $\xi_{(K^*, L^*)}^*$ if,

- it is bounded, i.e. $\xi^* = \xi_0^*, \xi_1^*, \dots, \xi_{K-1}^*$,
- if $L \in [1..K-1]$, it has a loop, i.e. $\xi_{L-1}^* = \xi_{K-1}^*$.

The bounded Boolean formula $[[\varphi, K]]$ that is equivalent to an STL formula φ in CNF with linear predicates, meaning that a valuation ξ^* satisfies the STL formula φ , i.e. $\xi^* \models \varphi$, if and only if it satisfies the bounded Boolean formula $[[\varphi, K]]$, i.e. $\xi^* \models [[\varphi, K]]$. Particularly, the Boolean formula $[[\varphi, K]]$ has the following form

$$\begin{aligned} [[\varphi, K]] &:= \bigwedge_{k=0}^K (|\varphi|_k \wedge |[Loop]_k) \wedge \mathbf{x}_k \in \mathcal{X} \\ &\wedge \mathbf{x}_0 = \bar{\mathbf{x}} \wedge |\varphi|_{loop}^{0,K} \wedge |[Loop]_{base}^K, \end{aligned}$$

where $|\varphi|_k$ is the Boolean formula for computing the truth value of φ at instant k , $|\varphi|_{loop}^{k_0, K}$ is the loop constraints of the formula φ for the initial k_0 and final K instants of time, and $|[Loop]_k$ and $|[Loop]_{base}^K$ are the loop constraints.

Since two sequent satisfying valuations $\xi_k^* \preceq \xi_{k+1}^*$ must be adjacent, the propositional STL formulas are encoded as follows: $\forall k \in [0..K-1]$

$$\begin{aligned} |\pi^\mu|_k &:= \mu(\xi_k) > 0 \wedge \mu(\xi_{k+1}) > 0, \quad |[\neg \pi^\mu]|_k := |[\pi^{-\mu}]|_k, \\ |\varphi_1 \wedge \varphi_2|_k &:= (|\varphi_1|_k \wedge |\varphi_1|_{loop}^{k, K}) \wedge (|\varphi_2|_k \wedge |\varphi_2|_{loop}^{k, K}), \\ |\varphi_1 \vee \varphi_2|_k &:= (|\varphi_1|_k \wedge |\varphi_1|_{loop}^{k, K}) \vee (|\varphi_2|_k \wedge |\varphi_2|_{loop}^{k, K}). \end{aligned}$$

Encodings of Boolean operators do not have loop constraints, $|\varphi|_{loop}^{k, K}$. Moreover, a valuation ξ^* is valid for a corresponding continuous system, since an atomic predicate π^μ is valid if and only if there is connection amongst sequent valuations $\xi_k^* \preceq \xi_{k+1}^*$.

To find a (K, L) -loop, we introduce an auxiliary variable $L \in \mathbb{N}$ such that: $\forall k \in [1..K-1]$

$$\begin{aligned} |[Loop]_{base}^K &:= \xi' = \xi_{K-1} \wedge \xi'' = \xi_K \wedge L > 0 \\ |[Loop]_k &:= k = L \rightarrow \xi' = \xi_{k-1} \wedge \xi'' = \xi_k \end{aligned}$$

Intuitively, it means that if there is a loop, the last two adjacent valuations, ξ_{K-1} and ξ_K , equal to two previous adjacent valuations, ξ_{L-1} and ξ_L .

Let,

$$\begin{aligned} hasL(K, L) &= L < K, k_a = \text{floor}(\frac{a}{T_s}), k_b = \text{ceil}(\frac{b}{T_s}) \\ \hat{a} &= \begin{cases} \min(k_a + k_0, L) & \text{if } K - L < k_b - k_a \\ k_a + k_0 & \text{if } k_a + k_0 < L \\ (k_a + k_0 - L) \bmod (K - L) + L & \text{otherwise,} \end{cases} \\ \hat{b} &= \begin{cases} \min(k_b + k_0, K) & \text{if } K - L < k_b - k_a \\ k_b + k_0 & \text{if } k_b + k_0 < L \\ (k_b + k_0 - L) \bmod (K - L) + L & \text{otherwise,} \end{cases} \end{aligned}$$

$$in(k, a, b, L) = (a > b) \wedge (L \leq k \leq a \vee b \leq k) \vee (a \leq k \leq b).$$

Informally, the valuation has a loop if and only if $L < K$. Moreover, we want ensure that results in discrete time are still valid in continuous time; thus, $0 \leq t_{k_a} \leq a < b \leq t_{k_b}$. Finally, when a valuation $\xi_{(K^*, L^*)}^*$ have a loop, the instant k_a (and k_b) is converted to \hat{a} (\hat{b}) such that, unrolling the loop, the valuation $\xi_{(K^*, L^*), k_a}^* = \xi_{(K^*, L^*), \hat{a}}^*$ ($\xi_{(K^*, L^*), k_b}^* = \xi_{(K^*, L^*), \hat{b}}^*$).

The temporal operators of the closure of an STL formula can be encoded as follows: $\forall k \in [0..K-1]$

$$\begin{aligned}
|[\Box_{[a,b]} \varphi]|_{loop}^{k_0, K} &:= a' = \hat{a} \wedge b' = \hat{b} \\
&\quad \wedge K < k_b + k_0 \rightarrow hasL(K, L) \\
|[\Box_{[a,b]} \varphi]|_k &:= in(k, a', b', L) \rightarrow (|[\varphi]|_k \wedge |[\varphi]|_{loop}^{k, K}) \\
&\quad \wedge |[\Box_{[a,b]} \varphi]|_{\min(k+1, K-1)} \\
|[\Diamond_{[a,b]} \varphi]|_{loop}^{k_0, K} &:= K < k_b + k_0 \rightarrow hasL(K, L) \wedge in(k', \hat{a}, \hat{b}, L) \\
|[\Diamond_{[a,b]} \varphi]|_k &:= k = k' \rightarrow (|[\varphi]|_k \wedge |[\varphi]|_{loop}^{k, K}) \\
&\quad \wedge |[\Diamond_{[a,b]} \varphi]|_{\min(k+1, K-1)} \\
|[\varphi_1 \mathbf{U}_{[a,b]} \varphi_2]|_{loop}^{k_0, K} &:= K < k_b + k_0 \rightarrow hasL(K, L) \wedge a' = \hat{a} \\
&\quad \wedge in(k', \hat{a}, \hat{b}, L) \\
|[\varphi_1 \mathbf{U}_{[a,b]} \varphi_2]|_k &:= k = k' \rightarrow (|[\varphi_2]|_k \wedge |[\varphi_2]|_{loop}^{k, K}) \\
&\quad \wedge in(k, a', k' - 1, L) \rightarrow (|[\varphi_1]|_k \wedge |[\varphi_1]|_{loop}^{k, K}) \\
&\quad \wedge |[\varphi_1 \mathbf{U}_{[a,b]} \varphi_2]|_{\min(k+1, K-1)}
\end{aligned}$$

The basic idea is, if there is a loop, evaluate logical properties that occur earlier such that when we unroll the loop, it will satisfy the properties necessary later.

Example 2: Consider the specification of Example 1, $\varphi = \Diamond_{[0,1]} \Box_{[0,2]} |x| < 0.1$; thus, the encoding of this formula is,

$$\begin{aligned}
|[\varphi]|_{loop}^{0, K} &:= K < 4 \rightarrow hasL(K, L) \wedge in(k', 0, \hat{b}, L) \\
|[\varphi]|_k &:= k = k' \rightarrow (|[\Box_{[0,2]} |x| < 0.1]|_{k'} \wedge |[\Box_{[0,2]} |x| < 0.1]|_{loop}^{k', K}) \\
&\quad \wedge |[\varphi]|_{\min(k+1, K-1)} \\
|[\Box_{[0,2]} |x| < 0.1]|_{loop}^{k, K} &:= a' = \hat{a} \wedge b' = \hat{b} \wedge K < 8 + k \rightarrow hasL(K, L) \\
|[\Box_{[0,2]} |x| < 0.1]|_k &:= in(k, a', b', L) \rightarrow (|x_k| < 0.1 \wedge |x_{k+1}| < 0.1) \\
&\quad \wedge |[\Box_{[0,2]} |x| < 0.1]|_{\min(k+1, K-1)}
\end{aligned}$$

□

After BSC encoding, our next task is to find a satisfying valuation ξ^* for the condition (2), where K is the BSC bound and L is the instant of time that the loop begins. Due to our restriction to linear predicates, namely all atomic predicates π^μ in the STL formula φ are linear, we can leverage recent techniques that solve SMT encoding with linear real arithmetic in polynomial time [3]. Thus, we can ensure the soundness and efficiency of the discrete planning.

The overall discrete planning can be summarized in a design algorithm. In Algorithm 1, we leverage incremental solution capabilities of SMT solvers such as Z3 [18] to efficiently add and remove constraints as the search is deepened. In line 6, the command *push* creates a new scope, and the command *pop* in line 4 removes any assertion or declaration performed between it and the matching *push*. Therefore, at

each deepening iteration, we need to add constraints for only the new instant of time (line 5). When we receive a counter-example, it means that we did not deepen the search; thus, we only add the counter-example constraints ψ_{cex} . Finally, it searches for a satisfying valuation $\xi_{(K^*, L^*)}^*$ that is converted into a discrete plan \mathcal{P} .

Algorithm 1 dplan

Input: $(K^*, \varphi, \bar{x}, \mathcal{X}, \psi_{cex})$

Output: Status, \mathcal{P}

```

1: if  $K^* = 1$  then
2:    $SMT \leftarrow |[\varphi]|_0 \wedge |[\text{Loop}]|_0 \wedge \xi_0 = \bar{x}$ 
3: end if
4:  $SMT.pop$ 
5:  $SMT \leftarrow \begin{cases} \psi_{cex} & \text{if } \psi_{cex} \neq \emptyset \\ |[\varphi]|_{K^*} \wedge |[\text{Loop}]|_{K^*} \wedge \xi_{K^*} \in \mathcal{X} & \text{otherwise} \end{cases}$ 
6:  $SMT.push$ 
7:  $SMT \leftarrow |[\varphi]|_{loop}^{0, K^*} \wedge |[\text{Loop}]|_{base}^{K^*} \wedge K = K^*$ 
8:  $(\text{Status}, \xi_{(K^*, L^*)}^*) \leftarrow SMT.check$ 
9:  $\mathcal{P} \leftarrow \emptyset$ 
10: if Status = sat then
11:    $\mathcal{P} \leftarrow \text{toPoly}(\xi_{(K^*, L^*)}^*, \varphi, \bar{x}, \mathcal{X})$ 
12: end if
```

Definition 2: A discrete plan \mathcal{P} is a sequence of full-dimensional polyhedrons $\mathcal{P} = \mathcal{P}_0 \mathcal{P}_1 \dots \mathcal{P}_{K^*}$ such that any signal ξ that satisfies the following conditions,

$$\bigwedge_{k=0}^{L^*-1} \xi_k \in \mathcal{P}_k \cap \mathcal{P}_{k+1} \wedge \bigwedge_{k=L^*}^{\infty} \xi_k \in \mathcal{P}_{loop(k)} \cap \mathcal{P}_{loop(k+1)}, \quad (4)$$

will also satisfy the formula φ , i.e. $\xi \models \varphi \wedge \xi_0 = \bar{x} \wedge \forall k \in \mathbb{N}_{\geq 0} \xi_k \in \mathcal{X}$, where $loop(k) = (k - L^*) \bmod (K^* - L^*) + L^*$, and $(a) \bmod (b)$ is the modulo operation that finds the remainder after division of a by b .

Finally, if we find a satisfying valuation $\xi_{(K^*, L^*)}^*$, we abstract it by extracting inner full-dimensional polyhedrons formed by the predicates π^μ in the formula φ that two adjacent valuations $\xi_{(K^*, L^*), k}^* \preceq \xi_{(K^*, L^*), k+1}^*$ satisfy, as shown in Algorithm 2.

Example 3: A satisfying valuation $\xi_{(K^*, L^*)}^*$ for Example 1 is $\xi_{(4,3)}^* = (1, 1)(0, 1)(0, 1)$, and the resulting discrete plan \mathcal{P} is illustrated in Fig 1a. □

If φ is over linear predicates, this encoding is decidable.

Proposition 1: Given a bounded time STL formula φ in CNF with linear predicates, an initial state \bar{x} , a signal domain \mathcal{X} and a sampling time T_s , then the Algorithm 1 is sound.

Proof: Encoding of Boolean operators trivially satisfies the semantics of STL formulas. Since well-defined STL formulas with temporal operators have $a < b$, satisfying valuations $\xi_{(K^*, L^*)}^*$ that do not have loop also means that $k_b + k_0 \leq K^*$, $\hat{a} = k_a + k_0$ and $\hat{b} = k_b + k_0$. Thus, temporal operators encodings are equivalent to the STL semantics. When the solution $\xi_{(K^*, L^*)}^*$ has a (K, L) -loop, unrolling the loop will satisfy STL semantics. For example, a formula $\Box_{[a,b]} \varphi$ with a (K, L) -loop shorter than the range $[a, b]$, i.e. $K - L < k_b - k_a$,

Algorithm 2 toPoly

Input: $\xi_{(K^*, L^*)}^*, \varphi, \bar{x}, \mathcal{X}$
Output: \mathcal{P}

```

1:  $\mathcal{P}_0 \leftarrow \xi_0 = \bar{x}, \forall k \in [1..K^* - 1] \mathcal{P}_k \leftarrow \xi_k \in \mathcal{X}$ 
2: for  $k = 1$  to  $K^* - 1$  do
3:   for all  $\pi^\mu \in \varphi$  do
4:     if  $k < K^* - 2 \vee L^* \geq K^*$  then
5:        $\mathcal{P}_{k-1} \leftarrow \begin{cases} \mathcal{P}_{k-1} \wedge \mu(\xi_k) < 0 & \text{if } \mu(\xi_{(K^*, L^*), k}^*) < 0 \wedge \mu(\xi_{(K^*, L^*), k+1}^*) < 0 \text{ [19].} \\ \mathcal{P}_{k-1} \wedge \mu(\xi_k) > 0 & \text{if } \mu(\xi_{(K^*, L^*), k}^*) > 0 \wedge \mu(\xi_{(K^*, L^*), k+1}^*) > 0 \\ \mathcal{P}_{k-1} & \text{otherwise} \end{cases}$ 
6:     else
7:        $\mathcal{P}_{k-1} \leftarrow \xi_{k-1} = \xi_{L^*-1}$ 
8:     end if
9:   end for
10: end for

```

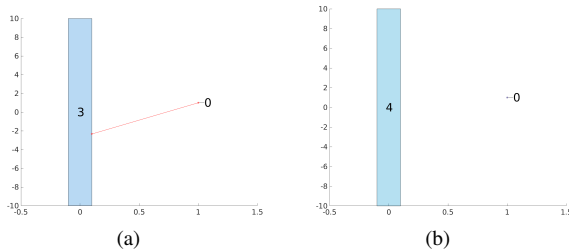


Fig. 1: Illustrative representation of discrete and continuous plan. Blue polytopes represent the discrete plan, the numbers represent instant of time that it starts, and the red curve represent the continuous plan: (a) a discrete plan originated from Algorithm 1 with a continuous plan, (b) a discrete plan originated from algorithm *repeatAt* for $k' = 1$ and $\text{fev} < \text{fold}$.

will be equivalent to $\forall t_{k'} \in [a + t_{k_0}, t_L] \cup [t_L, t_K] \xi \models_{k'} \varphi$, if $b + t_{k_0} > t_K$, meaning that the whole loop will satisfy φ and it will satisfy the STL semantics. Therefore, a satisfying valuation $\xi_{(K^*, L^*)}^*$ found by Algorithm 1 can be unrolled to a signal ξ^* such that $\xi^* \models \varphi$, $\xi_0^* = \bar{x}$ and $\forall k \in \mathbb{N}_{\geq 0} \xi_k^* \in \mathcal{X}$. Furthermore, the STL formula φ can be converted to CNF, and we can define an equivalent STL grammar such that $\xi \models \varphi \leftrightarrow \xi \models \varphi'$ and $\varphi' := \pi^{\mu'} | \varphi'_1 \wedge \varphi'_2 | \varphi'_1 \vee \varphi'_2 | \varphi'_1 U_{[a,b]} \varphi'_2$, where $\pi^{\mu'} := \pi^\mu | \neg \pi^\mu$. Hence, if we find a satisfying valuation $\xi_{(K^*, L^*)}^*$ such that $\xi^* \models \varphi$, then $\bigwedge_{\forall \pi^{\mu'}: \xi^* \models \pi^{\mu'}} \left[\left[\pi^{\mu'} \right]_k \right] \rightarrow |[\varphi]|_k$. Let $\mathcal{P} = \mathcal{P}_0, \mathcal{P}_2, \dots, \mathcal{P}_K$ such that $\mathcal{P}_k \in \mathcal{P}$ is a polyhedron defined by $\mathcal{P}_k := \left\{ \xi_k \in \mathcal{X} : \bigwedge_{\forall \pi^{\mu'} \in \Pi_k^{\mu'}} \mu'(\xi_k) > 0 \right\}$ and $\mathcal{P}_0 = \bar{x}$. Thus, $\forall \xi : \bigwedge_{k=0}^{L^*-1} \xi_k \in \mathcal{P}_k \cap \in \mathcal{P}_{k+1} \wedge \bigwedge_{k=L^*}^{\infty} \xi_k \in \mathcal{P}_{\text{loop}(k)} \cap \mathcal{P}_{\text{loop}(k+1)} \rightarrow \xi \models \varphi \wedge \xi_0 = \bar{x} \wedge \forall k \in \mathbb{N}_{\geq 0} \xi_k \in \mathcal{X}$. Finally, since a SMT encoding with linear real arithmetic is decidable using an SMT solver [3], then if exist a signal ξ that satisfies the formula φ within a bound $K \leq K_{\max}^\varphi$, then the Algorithm 1 will find it and return a satisfiable discrete plan \mathcal{P} as defined in Definition 2. ■

B. Continuous Plan

The function of the continuous planner is to find a dynamically feasible trajectory (ξ^*, u^*) such that satisfies the discrete plan \mathcal{P} and, consequently, satisfies the specification φ . However, when the discrete plan is not dynamically feasible, it generates a minimum dynamically infeasible prefix as counter-example to the discrete planner. The formal correctness of the trajectory (ξ^*, u^*) is in terms of δ -completeness

Definition 3: Given an STL formula φ with linear predicates, an initial state \bar{x} , a signal domain \mathcal{X} and a sampling time T_s , we say that a trajectory (ξ^*, u^*) δ -satisfies an STL formula φ when $\forall k \xi_k^* \in \mathcal{P}_k \cap \mathcal{P}_{k+1}$ and $\sum_{k=1}^{K^*-1} \|\xi_k^* - A\xi_{k-1}^* - Bu_{k-1}^* - c\|_\infty \leq \delta$.

Moreover, the minimum dynamically infeasible prefix is defined over this δ -relaxation.

Definition 4: Given an STL formula φ with linear predicates, an initial state \bar{x} , a signal domain \mathcal{X} and a sampling time T_s , we say that a sequence of polyhedrons $\mathcal{P}_0 \mathcal{P}_1 \dots \mathcal{P}_{k'}$ is a *minimum dynamically infeasible prefix* if and only if there exists a trajectory (ξ^*, u^*) that satisfies the condition (3) and $\forall k \xi_k^* \in \mathcal{P}_k \cap \mathcal{P}_{k+1}$ is $\sum_{k=1}^{k'-1} \|\xi_k^* - A\xi_{k-1}^* - Bu_{k-1}^* - c\|_\infty \leq \delta$ and $\|\xi_{k'}^* - A\xi_{k'-1}^* - Bu_{k'-1}^* - c\|_\infty > \delta$.

Our basic idea is to encode this feasibility problem into LP; thus, first, we consider the following bound.

Definition 5: Let \bar{s} be defined as number greater than the least upper bound of a transition between any two adjacent polyhedrons $\mathcal{P} \preceq \mathcal{P}'$ defined from the atomic predicates,

$$\bar{s} = \max \|x' - x\|_\infty \text{ s.t. } x' = Ax + Bu + c, x' \in \mathcal{X}, x \in \mathcal{X}, u \in \mathcal{U} \\ \geq \min \max \|v\| \text{ s.t. } x' = Ax + Bu + c, x' \in \mathcal{P}', x \in \mathcal{P}, u \in \mathcal{U}.$$

We can find this prefix solving the following problem.

Proposition 2: Given $\bar{s} > 0$ as defined in Def. 5, finding a minimum dynamically infeasible prefix can be obtained solving the following problem,

$$\begin{aligned} \min \quad & \sum_{k=0}^{K-1} s_k \\ \text{s.t.} \quad & u_0, \dots, u_{K-1} \in \mathbb{R}^m \\ & v_0, \dots, v_{K-1} \in \mathbb{R}^n \\ & s_0, \dots, s_{K-1} \in \mathbb{R} \\ & x_0, \dots, x_K \in \mathbb{R}^n \\ & \forall k \in [0..K-1] \quad x_k \in \mathcal{P}_k \cap \mathcal{P}_{k+1}, \\ & \forall k \in [0..K-2] \quad u_k \in \mathcal{U}, \|v_k\|_\infty \leq s_k, 0 \leq s_k \\ & \forall k \in [0..K-2] \quad x_{k+1} = Ax_k + Bu_k + I_{n \times n} v_k + c \\ & \forall k \in [1..K-2] \quad \frac{\bar{s}}{\delta} \sum_{i=0}^{k-1} s_i \leq s_k, \end{aligned} \tag{5}$$

where the minimum dynamically infeasible prefix is found solving $k' = \arg \min_k \sum_{i=0}^k s_i > \delta$ such that $k' = K$ if and only if $\sum_{i=0}^{k'-1} s_i \leq \delta$.

Proof: First, the problem (5) is convex, thus, decidable. Since \bar{s} is greater than the least upper bound on the value of the slack variable s in any transition between regions \mathcal{P}_k , when $\sum_{i=0}^{k-1} s_i > \delta$, s_k will be greater than any feasible value without this constraint. Thus, it will not be minimum. Consequently, a minimum $\sum_{k=0}^{K-1} s_k$, must zero any feasible prefix and solving $k' = \arg \min_k \sum_{i=0}^k s_i > \delta$ will return the length of the prefix. Since \mathcal{P}_k , for all k , are polyhedrons, Eq. (5) can be encoded

as linear programming that can be solved in polynomial time. ■

The design procedure for continuous planning is given in Algorithm 3. We implement a depth-first like search generating candidate discrete plan \mathcal{P} , line 7, which repeats a discrete state in the prefix based on whether the cost increases, fold \geq fev, or not, searching for all possible feasible prefix. If it finds a trajectory, it checks again if it preserves the satisfaction of STL formula φ , lines 9 – 15.

Algorithm 3 cplan

Input: $(\mathcal{P}, A, B, c, \mathcal{X}, \mathcal{U}, \bar{x}, \delta)$

Output: fev, Status, ξ^*, u^*, ψ_{cex}

```

1: fold  $\leftarrow \infty$ , fev  $\leftarrow \infty$ ,  $\psi_{cex} \leftarrow \top$ 
2: while fev  $> \delta$  do
3:   fold  $\leftarrow$  fev
4:    $\langle \text{fev}, \xi^*, u^*, k' \rangle \leftarrow \text{LP}(\mathcal{P}, A, B, c, \mathcal{U}, \delta)$ 
5:   if fval  $> \delta$  then
6:      $\psi_{cex} \leftarrow \psi_{cex} \wedge \bigvee_{k=1}^{k'} x_k \notin \mathcal{P}_k \cap \mathcal{P}_{k+1}$ 
7:      $\mathcal{P} \leftarrow \text{repeatAt}(\mathcal{P}, k', \text{fev} < \text{fold})$ 
8:   else
9:      $K^* \leftarrow |\mathcal{P}| + 1$ 
10:    SMT  $\leftarrow |[\varphi]|_0 \wedge |[Loop]|_0 \wedge \xi_0 = \bar{x}$ 
11:    for  $k = 1$  to  $K^*$  do
12:      SMT  $\leftarrow |[\varphi]|_k \wedge |[Loop]|_k \wedge \xi_k \in \mathcal{X}$ 
13:    end for
14:    SMT  $\leftarrow |[\varphi]|_{loop}^{0, K^*} \wedge |[Loop]|_{base}^{K^*} \wedge K = K^*$ 
15:    Status  $\leftarrow$  SMT.check
16:  end if
17: end while
```

Example 4: A continuous plan for Example 3 is illustrated in Fig 1a. The cost *fev* is $1.9e + 03$ and the resulting $k' = 1$; thus, the counter-example is $x_1 \geq 0.1$, since x_0 cannot be different. Additionally, it generates a next discrete plan for the depth-first search shown in Fig 1b. □

C. Iterative deepening STL

Since BSC problems require a bound K , we incrementally increase this bound when no satisfiable discrete plan exists, as shown in Algorithm 4. This approach uses an iterative deepening strategy; therefore, we call it *iterative deepening STL* (idSTL).

Figure 2 illustrates an execution of Algorithm 4. At each step, the discrete planner finds a satisfiable discrete plan \mathcal{P} for condition (2), i.e., the logical constraints of the problem. If it finds a satisfiable discrete plan, the continuous planner searches for dynamically-feasible trajectories (ξ^*, u^*) combining condition (3) with the discrete plan \mathcal{P} such that any feasible trajectory also satisfies the condition (2). Infeasible trajectories found in the continuous planning are counter-examples to the discrete planning. These counter-examples are a boolean formula ψ_{cex} representing constraints which discard dynamically unfeasible discrete plans. However, if the discrete planner cannot find a satisfiable plan, we increase the bound K deepening the search for discrete plans. The

Algorithm 4 idSTL

Input: $(\varphi, A, B, c, \mathcal{X}, \mathcal{U}, \bar{x}, \delta)$

Output: Status, ξ^*, u^*

```

1:  $K \leftarrow 1$ , fev  $\leftarrow \infty$ , buf  $\leftarrow \emptyset$ ,  $\psi_{cex} \leftarrow \emptyset$ 
2: while  $K \leq K_{\max}^{\varphi} \wedge (\text{fev} > \delta \vee \text{Status} = \text{unsat})$  do
3:    $\langle \text{Status}, \mathcal{P} \rangle \leftarrow dplan(K, \varphi, \bar{x}, \mathcal{X}, \psi_{cex})$ 
4:   if Status = sat then
5:      $\langle \text{fev}, \text{Status}, \xi^*, u^*, \psi_{cex} \rangle \leftarrow$ 
6:        $cplan(\mathcal{P}, A, B, c, \mathcal{X}, \mathcal{U}, \bar{x}, \delta)$ 
7:   else
8:      $K \leftarrow K + 1$ 
9:   end if
10: end while
```

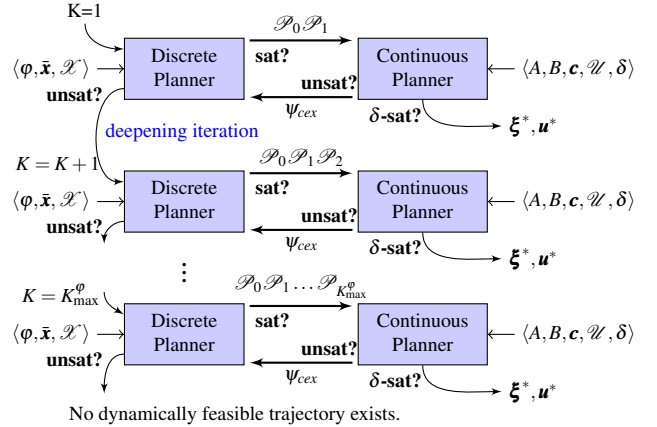


Fig. 2: Pictorial representation of idSTL Algorithm. At each deepening iteration, we increase the bound K for the discrete planner such that shortest candidate discrete plan are checked first at the continuous planner.

algorithm finishes if it finds a δ -satisfiable trajectory (ξ^*, u^*) or it reaches the bound of the STL formula K_{\max}^{φ} , meaning that there is no signal ξ such that $\xi \models \varphi$ and is dynamically feasible.

Theorem 1: Given a bounded time STL formula φ with linear predicates, a dynamic system (1) and an initial state \bar{x} , then the Algorithm 4 is sound.

Proof: Since there exist a discrete plan \mathcal{P} as defined in Definition 2 if and only if Algorithm 1 finds it with $K \leq K_{\max}^{\varphi}$, Proposition 1. Moreover, the continuous planning problem (5) is convex, therefore, decidable. Thus, a prefix of the discrete plan $\mathcal{P}_0 \mathcal{P}_1 \dots \mathcal{P}_{k'}$ represent only dynamically unfeasible discrete plans, meaning that counter-examples will discards only dynamically unfeasible plans. Therefore, if there exists a dynamically feasible trajectory (ξ, u) that δ -satisfies an STL formula φ , Algorithm 4 finds it. If Algorithm 4 does not find a dynamically feasible trajectory (ξ, u) that δ -satisfies an STL formula φ , it means that it searched up to the bound K_{\max}^{φ} . Since K_{\max}^{φ} is a conservative trajectory length required to decide its satisfiability, it follows that there is no dynamically feasible trajectory (ξ, u) that δ -satisfies an STL formula φ . ■

Remark 2: (Complexity) In [16] it is shown that if an

LTL formula ϕ in a Kripke structure with a finite set of discrete states S is existentially valid then there exists a path that starts in an initial state and ends with a cycle in the strongly connected component of fair states. Moreover, this path can be (K, L) -loop with K bounded by $|S|2^{|\phi|}$. Since the functions $\mu(\xi) > 0$ forms full-dimensional polyhedron which transitions are defined by the adjacency constraint encoded in $[[\pi^\mu]]_k$, it can be equivalently form a Kripke structure [16, Definition 1] which each state S is a full-dimensional polyhedron, i.e. $|S| \leq \left(\frac{|\pi^\mu|^2 + |\pi^\mu| + 2^n}{2}\right)$. An STL formula for a discrete-time dynamic system can also be equivalently represented by an LTL formula ϕ such that $|\phi| = |\phi|$, e.g. $|\Diamond_{[2,\infty]} x > 0| \equiv |\Box^2 (\Diamond \pi^\mu)| = 3$. Additionally, each possible discrete plan may need to execute K_{\max}^ϕ , the bound of the STL formula ϕ , if all plans are found when $K = 1$, plus one time for finding that there is no satisfiable plan for each time step. Therefore, the worst case complexity is $O\left(K_{\max}^\phi \left(\frac{|\pi^\mu|^2 + |\pi^\mu| + 2^n}{2}\right) 2^{|\phi|} + K_{\max}^\phi\right)$. Although the worst case complexity of the search is exponential with the system dimension, each execution of a solver, SMT or LP, are at most polynomial time with respect this complexity. In practice, only satisfiable but dynamically unfeasible problems are subject to this complexity. Satisfiable and dynamically feasible are faster because of the loop form and search techniques. Furthermore, this complexity is inherent of the synthesis problem from STL specifications. \square

V. EXPERIMENTAL RESULTS

We implemented our encodings in MATLAB using the tools Z3 SMT solver [18] and Gurobi to solve LPs and generate counterexamples. All experiments were executed on an Intel Core i7 2.5-GHz processor with 8GB of memory.

A. Case Study 1: Experimental Comparison of Encodings

In this study, we compare the performance of our SMT-based encoding against BluSTL [5], a state-of-the-art STL synthesis solver. We use an integrator system, $\dot{x} = u$, and we increase the problem complexity changing the sampling time and different formulas:

$$\begin{aligned}\varphi_1 &= \Box_{[0,5]} x_1 > 0 \\ \varphi_2 &= \Diamond_{[0,5]} x_1 < 0 \\ \varphi_3 &= \Diamond_{[0,1]} \Box_{[0,2]} \text{abs}(x_1) < 0.1 \\ \varphi_4 &= \Diamond_{[0,5]} (x_1 < -1 \wedge \Diamond_{[0,5]} x_1 > 1).\end{aligned}$$

We run each experiment 10 times and report the average execution time of each algorithm. As shown in Fig. 3, Algorithm 4 performs better than BluSTL. It is at least one order of magnitude faster for φ_1 and φ_3 , and it can be two order of magnitude faster for φ_2 and φ_4 .

B. Case Study 2: Quadrotor

Now, we consider the reach-avoid problem, which is an essential motion planning problem. Given the robot dynamics, an initial state, a description of the workspace and target position, generate a collision-free and dynamically feasible motion trajectory until reach the target position in at most

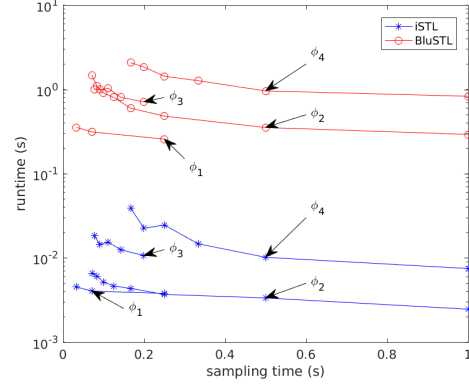


Fig. 3: Comparison of runtime performance of Algorithm 4 with respect to the BluSTL Algorithm [5] for different STL formulas and sampling time.

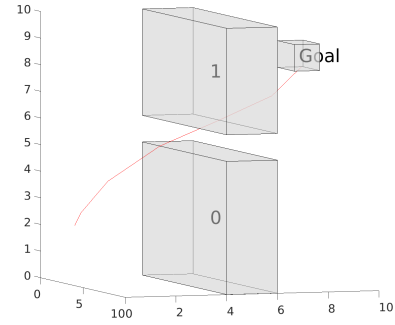


Fig. 4: Trajectories generated by idSTL for a motion planning problem. The gray solids 0 and 1 are the obstacles, and Goal is the target location. The red curve is the generated trajectory.

T seconds. This problem specification can be described in a STL formula $\varphi = \forall_i x \notin O_i \mathbf{U}_{[0,T]} x \in G$, where O_i are N full-dimensional polyhedrons describing the obstacles in the workspace, and G is a full-dimensional polyhedron target defining the target location. The dynamics of a quadrotor can be transformed into a linear chain of integrators using differential flatness: $\ddot{\mathbf{p}} = \mathbf{v}$, where $\mathbf{p} = (x, y, z)$ is the quadrotor position in the world frame, and $\mathbf{v} \in \mathbb{R}^3$ are virtual input variables. Hence, this dynamic system has 12 continuous state variables. We refer to [20] for detailed derivation and description of the endogenous transformation for this system. We executed idSTL algorithm 10 times for the workspace shown in Fig. 4, and took 33ms in average to generate a satisfying feasible trajectory, considering that $\|\mathbf{v}\|_\infty \leq 1$, $\|(\dot{\mathbf{p}}, \ddot{\mathbf{p}})\|_\infty \leq 2$ and $T_s = 1$ s.

VI. CONCLUSIONS

The main contribution of this paper is an existential bounded model checking encoding for STL specification with dynamic constraints. We compared our algorithm with state-of-the-art control synthesis from STL specification and demonstrated how we could use our encodings for robotic applications. Our STL synthesis approach can be used as part of existing controller synthesis framework to compute feasible

controllers for cyber-physical systems with a performance guarantee. Our simulation results illustrate the effectiveness of our proposed method.

Future works include application to complex manipulation problems which is an important problem in robotics. Since these problems are inherently high dimensional, real-world applications are usually computationally intractable. However, our approach gives an important step forward to a scalable solver to such complex problems. Another complex problem is multi-agent systems, which our technique can be combined with a top-down approach to decompose a team mission in local task specifications. We will also further explore the synthesis of unbounded STL properties.

REFERENCES

- [1] M. Rungger, M. Mazo Jr., and P. Tabuada, "Specification-guided Controller Synthesis for Linear Systems and Safe Linear-time Temporal Logic," in *Proceedings of the 16th International Conference on Hybrid Systems: Computation and Control*, ser. HSCC '13. New York, NY, USA: ACM, 2013, pp. 333–342.
- [2] R. R. da Silva, B. Wu, and H. Lin, "Formal design of robot Integrated Task and Motion Planning," in *2016 IEEE 55th Conference on Decision and Control (CDC)*, 12 2016, pp. 6589–6594.
- [3] C. Barrett and C. Tinelli, "Satisfiability Modulo Theories," in *HANDBOOK OF SATISFIABILITY, VOLUME 185, CHAPTER 26*. IOS Press, 2009, pp. 825–885.
- [4] E. M. Wolff and R. M. Murray, "Optimal control of nonlinear systems with temporal logic specifications," in *Robotics Research*. Springer, 2016, pp. 21–37.
- [5] V. Raman, A. Donzé, M. Maasoumy, R. M. Murray, A. Sangiovanni-Vincentelli, and S. A. Seshia, "Model predictive control with signal temporal logic specifications," in *53rd IEEE Conference on Decision and Control*, 12 2014, pp. 81–87.
- [6] S. Sadraddini and C. Belta, "Robust temporal logic model predictive control," in *2015 53rd Annual Allerton Conference on Communication, Control, and Computing (Allerton)*, 9 2015, pp. 772–779.
- [7] Z. Liu, J. Dai, B. Wu, and H. Lin, "Communication-aware motion planning for multi-agent systems from signal temporal logic specifications," in *2017 American Control Conference (ACC)*, 5 2017, pp. 2516–2521.
- [8] L. Lindemann and D. V. Dimarogonas, "Robust motion planning employing signal temporal logic," in *2017 American Control Conference (ACC)*, 5 2017, pp. 2950–2955.
- [9] K. He, M. Lahijanian, L. E. Kavraki, and M. Y. Vardi, "Towards manipulation planning with temporal logic specifications," in *2015 IEEE International Conference on Robotics and Automation (ICRA)*, 5 2015, pp. 346–352.
- [10] E. Plaku and S. Karaman, "Motion planning with temporal-logic specifications: Progress and challenges," *AI Communications*, vol. 29, no. 1, pp. 151–162, 2016.
- [11] Y. Shoukry, P. Nuzzo, I. Saha, A. L. Sangiovanni-Vincentelli, S. A. Seshia, G. J. Pappas, and P. Tabuada, "Scalable lazy SMT-based motion planning," in *Decision and Control (CDC), 2016 IEEE 55th Conference on*. IEEE, 2016, pp. 6683–6688.
- [12] Y. Shoukry, P. Nuzzo, A. Balkan, I. Saha, A. L. Sangiovanni-Vincentelli, S. A. Seshia, G. J. Pappas, and P. Tabuada, "Linear Temporal Logic Motion Planning for Teams of Underactuated Robots Using Satisfiability Modulo Convex Programming," 2017.
- [13] L. Zhang and D. Manocha, "An efficient retraction-based RRT planner," in *2008 IEEE International Conference on Robotics and Automation*, 5 2008, pp. 3743–3750.
- [14] G. E. Fainekos, "Robust sampling for MITL specifications," in *In Proc. of FORMATS07, volume 4763 of LNCS*, 2007.
- [15] M. Pradella, A. Morzenti, and P. S. Pietro, "Bounded satisfiability checking of metric temporal logic specifications," *ACM Transactions on Software Engineering and Methodology (TOSEM)*, vol. 22, no. 3, p. 20, 2013.
- [16] A. Biere, A. Cimatti, E. Clarke, and Y. Zhu, "Symbolic Model Checking without BDDs," in *Tools and Algorithms for the Construction and Analysis of Systems: 5th International Conference, TACAS'99 Held as Part of the Joint European Conferences on Theory and Practice of Software, ETAPS'99 Amsterdam, The Netherlands, March 22–28, 1999* *Proceeding*, W. R. Cleaveland, Ed. Berlin, Heidelberg: Springer Berlin Heidelberg, 1999, pp. 193–207.
- [17] V. Schuppan, T. Latvala, T. Junttila, K. Heljanko, and A. Biere, "Linear Encodings of Bounded LTL Model Checking," *Logical Methods in Computer Science*, vol. 2, 2006.
- [18] L. De Moura and N. Björner, "Z3: An efficient {SMT} solver," in *Tools and Algorithms for the Construction and Analysis of Systems*. Springer, 2008, pp. 337–340.
- [19] S. Gao, J. Avigad, and E. M. Clarke, "QF-SMT-complete decision procedures for satisfiability over the reals," in *International Joint Conference on Automated Reasoning*. Springer, 2012, pp. 286–300.
- [20] D. Zhou and M. Schwager, "Vector field following for quadrotors using differential flatness," in *2014 IEEE International Conference on Robotics and Automation (ICRA)*, 5 2014, pp. 6567–6572.