

Proof-of-Concept Examples of Performance-Transparent Programming Models

Benjamin Andreassen Bjørnseth

Norwegian University of Science and Technology
Department of Computer Science
[Trondheim, Norway]
benjambj@ntnu.no

Jan Christian Meyer

Norwegian University of Science and Technology
Department of Computer Science
[Trondheim, Norway]
jan.christian.meyer@ntnu.no

Lasse Natvig

Norwegian University of Science and Technology
Department of Computer Science
[Trondheim, Norway]
lasse.natvig@ntnu.no

Abstract

Machine-specific optimizations command the machine to behave in a specific way. As current programming models largely leave machine details unexposed, they cannot accommodate direct encoding of such commands. In previous work we have proposed the design of performance-transparent programming models to facilitate this use-case; this report contains proof-of-concept examples of such programming models. We demonstrate how programming model abstractions may reveal the memory footprint, vector unit utilization and data reuse of an application, with prediction accuracy ranging from 0 to 25 %.

2012 ACM Subject Classification Software and its engineering → Software notations and tools
→ General programming languages

Keywords and phrases Performance transparency, Programming models

1 Introduction

When machine-specific optimizations are written by hand, the program is intended to specify how the machine is to be used. However, current programming models are designed to abstract away machine details; as such, they do not accommodate direct encoding of machine-specific intentions. This complicates programming, since the programmer is forced to “program around the language” [17]. The resulting programs will also only indirectly encode the machine-specific intentions, thereby making them harder to read and appreciate. As tools for writing machine-specific optimizations, current programming models are therefore wanting [7].

To address this, we have proposed the study of *performance-transparent programming models* [3]: programming models which reveal the performance of code written in it, thus facilitating recognition of efficient and inefficient code. We define transparency to be the capacity the programming model has for revealing program properties, and propose measuring transparency by the accuracy with which a program property may be derived using only explicit, context-independent rules. Explicitness and context-independence foster simplicity

<pre> for (i < n) // AoS d[i] = s[i].x; </pre>	<pre> for (i < n) // SoA d[i] = s.x[i]; </pre>
<pre> // 1a) AoS, scalar repeat(i < n, step = L) { dline = L1.insert(d[i]) repeat(j < S) { slines[j] = L1.insert(s[j*L+i*S]) } repeat(j < L) { elem = slines.at(j*S) dline[j] = elem } } </pre>	<pre> // 1b) SoA, scalar repeat(i < n, step = L) { dline = L1.insert(d[i]) sline = L1.insert(s[i]) repeat(j < L) { elem = sline[j] dline[j] = elem } } </pre>

■ **Figure 1** Two kernels, and their implementation in a hypothetical transparent programming model.

and compositionality, which are features also highlighted as the key to the perceived descriptive power of declarative languages [19]. To define explicitness and context-independence precisely, we propose the restrictions that models of program properties be expressed as S-attributed attribute grammars [15]. As a concrete strategy to make performance transparency work, we propose designing programming model abstractions which expose the hardware components which most severely affects performance.

In this paper, we present proof-of-concept examples demonstrating how some example programs which exhibit various machine-related performance effects may be written and analysed using a hypothetical programming model syntax. For each program, we present a performance model, and demonstrate that the model reflects the observed behaviour of a corresponding implementation program. Our primary purpose is to concretize the theoretical foundation; we therefore only present models and measurements targeting one specific architecture, namely the first generation Intel Xeon Phi processor [11]. The processor is suitable as an initial target due to the relative simplicity of its core design. To focus on specific performance effects the examples are run single-threaded with prefetching disabled, using data sets which fit and are pre-loaded into the L2 cache.

2 Programming Model Examples

2.1 AoS vs. SoA

The first example analyses two variations of a copy kernel, illustrated in the top of Figure 1. The two versions both copy n elements from one location in memory to another, but differ in their choice of source vector memory layout: “array-of-structures” (AoS) vs. “structure-of-arrays” (SoA). The best layout is situation-specific. In this section, we will see how a performance-transparent programming model may reveal which choice is better by highlighting memory footprint and vector unit utilization for this particular example.

2.1.1 Memory Footprint

First, we consider a programming model which exposes the L1 data cache with a single operation: `L1.insert(elem)`. The operation inserts the cache block containing the specified

```

// 2a) AoS, vectorized
repeat(i < n, step = L) {
  dline = L1.insert(d[i])
  repeat(j < S) {
    sline =
      L1.insert(s[j*L+i*S])
    vec = gather_partial(
      vec, sline)
  }
  *dline = vec
}

// 2b) SoA, vectorized
repeat(i < n, step = L) {
  dline = L1.insert(d[i])
  sline = L1.insert(s[i])
  vec = *sline
  *dline = vec
}

```

■ **Figure 2** Vectorized implementations of the code in Figure 1.

data element into the L1 cache, and returns a value representing the cache line with the block loaded. Only such cache line objects can be used as memory operands to CPU instructions; thus, the type system is leveraged to mimic the “cold-miss” semantic rule that data must be inserted into the cache before use. The cache line may also be indexed to represent specific elements in the line. The programming model also has a type `L1Lines` which represents a sequence of contiguous L1 lines, where individual lines can be referred to using indexing (`lines[i]`) and individual elements can be referred to with a function call (`at(i)`). Finally, the programming model contains a `repeat(n, step) body-construct`, which executes `body` $\frac{n}{step}$ times.

Using this programming model, the AoS-code can be implemented as shown in code section 1a) in Figure 1. The cache line length in elements is denoted `L`, and for simplicity we assume that `L` divides `n`. The program loops over the index space in steps of `L`, and write-allocates the next block of destination data to fill. It then loads the cache blocks of source data required to copy the next `L` elements into the destination line. However, the `x`-elements of the source vector are separated by the other fields of the struct. If we let `S` be `sizeof(s[i])/sizeof(s[i].x)`, then the next `L` elements will be located on the next `S` blocks [2]. The program therefore loads `S` blocks of the source vector into L1 cache. Finally, the `L` elements are copied from the source cache lines to the destination cache line. The SoA-code can be implemented similarly, as demonstrated in code section 1b) of Figure 1. Since the source elements are contiguous in the source vector, it suffices to insert a single cache block from the source vector in each iteration.

2.1.2 Vectorization

The kernels in Figure 1 can also be implemented using vector instructions to copy more than one element at a time. In a non-transparent language such as C, one cannot in general know whether vector instructions will be used: this is compiler-specific, and depends both on the compiler heuristics and on how sensitive it is to the way the source code is written. Several programming models have therefore been built with the purpose of taking explicit control over code vectorization [13, 14, 4, 12, 5, 10]. To focus on performance transparency, this section presents a simple, example-specific, hypothetical programming model designed to be performance-transparent.

Figure 2 demonstrates how we may represent the vector unit behaviour. Vector loads and stores are represented by dereferencing the cache line variables returned by `L1.insert()`, since the vector size in the Xeon Phi coprocessor equals the cache line size. If the vector to be loaded consists of elements scattered over multiple cache lines, the load must be implemented

<pre> for (i < m) for (j < n) M[i, j] = v[j]; </pre>	<pre> for (j < n) for (i < m) M[i, j] = v[j]; </pre>
<pre> // 3a) Broadcast, rowwise repeat(i < m) { foreach_block(n, J, 0) { L1[J,0].insert(v[0]) L1[J,1].insert(M[i,0]) vec = L1[J,0] L1[J,1] = vec } } </pre>	<pre> // 3b) Broadcast, colwise foreach_block(n, J, 0) { L1[J,0].insert(v[0]) repeat(i < m) { L1[J,1].insert(M[i,0]) vec = L1[J,0] L1[J,1] = vec } } </pre>

■ **Figure 3** Two broadcast kernels and their implementation in a hypothetical transparent programming model.

using a separate `gather()` instruction. However, the instruction as implemented on the Xeon Phi coprocessor must be executed in a loop as it only fetches the data stored in one cache line at a time [8]. The programming model therefore represents the instruction with a `gather_partial(vec, line)` construct, which stores the relevant elements from cache line `line` in the vector `vec`. For simplicity, we do not represent the mask management used to determine which are the relevant elements in the current cache line.

2.2 Broadcast

The next example is a broadcast kernel, two versions of which are listed in the top of Figure 3. Both kernels broadcast a vector of data into the rows of a matrix, but their loop order is reversed. We will assume that the matrix is stored with a row-major layout.

2.2.1 Data Reuse

We now consider a programming model which exposes how L1 cache data is reused. Again, we let `L` denote the number of elements in a cache line. We extend the programming model from the previous example with two constructs. The first is `foreach_block(n, index, offset)` body, which is used to loop over cache block indices in a vector and the corresponding cache set indices. Specifically, the new loop construct executes `body` $\frac{n}{L}$ times, with `offset` ranging from 0 to `n - L` in steps of `L` and `index` bound to `offset % L`. The second construct is `L1[set,way]`, which refers to a logical cache line by indexing the L1 object with logical set and way indices¹. These index expressions can be used as CPU instruction operands to load and store a vector of data.

We also change how cache blocks are inserted into L1 from L2 compared to the example in Section 2.1. Previously, this operation was performed with the construct `L1.insert()`. In this example, we will instead use `L1[set,way].insert()`, logically inserting the block at the cache line referred to by `L1[set,way]`. Arbitrary variables can no longer hold the result of L1 insert operations. The intention is to make the programmer relate L1 use to its size, thereby increasing awareness of capacity misses. Data reuse is context-dependent, and an implementation of such a model would also have to rely on semantic analyses to assert

¹ For direct-mapped or fully-associative caches, one index would suffice.

that resident cache blocks cannot be inserted. Note that the analyses need not be precise, as imperfections only degrade performance transparency and not correctness.

Figure 3 demonstrates how this programming model can be used to describe the two example kernels. For simplicity, we assume that the size of the source vector is a multiple of the vector length and greater than half the L1 cache capacity. If so, the row-wise traversal can be described as in code section 3a). At some point during the inner loop, source and vector data which is loaded will begin evicting previously loaded source vector blocks. The effect is that each block must be re-inserted into L1 when new rows are traversed. In contrast, the inner loop of code section 3b) uses a single block from the source vector, which due to temporal locality will not be evicted by the destination blocks. Therefore, the vector source blocks are only inserted once per outer-loop iteration.

3 Performance Models

We now consider how we can model the performance from these programs using attribute grammars. Our objective is to define an attribute c on nodes in the grammar, representing the execution time in cycles as a symbolic formula. For non-terminals which represent variables in the grammar, we use the attribute n to denote the symbolic variable names. We use the symbolic constants T_{insert} , T_{load} , T_{store} , T_{rep} , and T_{gp} to denote the execution time of inserting data from L2 cache into the L1 cache, read and write access to data in the L1 cache, loop repetition overhead, and `gather_partial()`. The examples are kept simple by ignoring the cost of address generation, which is valid if addresses can be formed directly from the loop counter: if true, the address generation cost will be included in T_{rep} .

The grammars are designed to be unambiguous for the examples in question, but for simplicity we have not designed them with the objective of being efficiently parsable. Note also that the grammars only demonstrate that the programming model constructs are amenable to transparent performance predictions when used in a context similar to our examples. If the constructs were to be included in a more complex programming model, they might need to be adapted to avoid ambiguity.

We use the following notational convention: capitalized words in italics are non-terminals, lower-case words in bold face are terminal symbols, and characters not in italics are terminals. Subscripts are used to separate different occurrences of a non-terminal in a production. The terminal symbols represent a string value with a certain meaning; this string value is assumed to be available as the attribute *string*.

3.1 AoS vs. SoA

Table 1 presents an attribute grammar which produces performance prediction formulae for the examples in Section 2.1. For the scalar implementations in Figure 1, the grammar gives the following performance models:

$$\begin{aligned}
 T_{1a} &= \frac{n}{L} (T_i + S(T_i + T_{rep}) + L(T_{load} + T_{store} + T_{rep})) \\
 T_{1b} &= \frac{n}{L} (T_i + T_i + L(T_{load} + T_{store} + T_{rep})) \\
 \Rightarrow T_{1a} &= \frac{n}{L} ((1 + S)T_i + ST_{rep}) + n(T_{load} + T_{store} + T_{rep}) \\
 T_{1b} &= \frac{n}{L} (2T_i) + n(T_{load} + T_{store} + T_{rep})
 \end{aligned}$$

Table 1 Performance Prediction as an Attribute Grammar for Examples in Section 2.1.

Productions	Semantic Rules
$Prog \rightarrow Stmts$	$c(Prog) = c(Stmts)$
$Stmts_1 \rightarrow Stmt Stmts_2$	$c(Stmts_1) = c(Stmt) + c(Stmts_2)$
$Stmts \rightarrow Stmt$	$c(Stmts) = c(Stmt)$
$Stmt \rightarrow R$	$c(Stmt) = c(R)$
$Stmt \rightarrow Insert$	$c(Stmt) = c(Insert)$
$Stmt \rightarrow LoadLine$	$c(Stmt) = c(LoadLine)$
$Stmt \rightarrow LoadElem$	$c(Stmt) = c(LoadElem)$
$Stmt \rightarrow Store$	$c(Stmt) = c(Store)$
$Stmt \rightarrow G$	$c(Stmt) = c(G)$
$R \rightarrow \text{repeat}(i < V_1, \text{step} = V_2) B$	$c(R) = \frac{n(V_1)}{n(V_2)} (c(B) + T_{rep})$
$R \rightarrow \text{repeat}(i < V) B$	$c(R) = n(V) (c(B) + T_{rep})$
$B \rightarrow \{ Stmts \}$	$c(B) = c(Stmts)$
$LoadLine \rightarrow V = Deref$	$c(LoadLine) = T_{load}$
$LoadElem \rightarrow V = Index$	$c(LoadLine) = T_{load}$
$LoadElem \rightarrow V_1 = V_2.at(E)$	$c(LoadElem) = T_{load}$
$G \rightarrow V_1 = \text{gather_partial}(V_2, V_3)$	$c(G) = T_{gp}$
$Insert \rightarrow V = L1.insert(Index)$	$c(Insert) = T_{insert}$
$Insert \rightarrow Index_1 = L1.insert(Index_2)$	$c(Insert) = T_{insert}$
$StoreElem \rightarrow Index = V$	$c(Store) = T_{store}$
$Store \rightarrow Deref = V$	$c(Store) = T_{store}$
$V \rightarrow \mathbf{var}$	$n(V) = \text{string}(\mathbf{var})$
$Index \rightarrow V_1[E]$	
$Deref \rightarrow *V$	
$E \rightarrow V$	
$E \rightarrow E + E$	
$E \rightarrow E * E$	

The performance models reflect the source code: in 1a) the `L1.insert` call is repeated S times for the source vector, whereas there is only one such call in 1b).² In other words, it is visible to the programmer that the AoS version has a larger memory footprint than the SoA version, leading to a run-time increase proportional to the size of the struct.

Applied to the vectorized implementations in Figure 2, the grammar in Table 1 produces the following prediction formulae:

$$\begin{aligned}
 T_{2a} &= \frac{n}{L} (T_i + S(T_i + T_{gp} + T_{rep}) + T_{store} + T_{rep}) \\
 T_{2b} &= \frac{n}{L} (T_i + T_i + T_{load} + T_{store} + T_{rep}) \\
 \Rightarrow T_{2a} &= \frac{n}{L} ((1 + S)T_i + S(T_{gp} + T_{rep}) + T_{store} + T_{rep}) \\
 T_{2b} &= \frac{n}{L} (2T_i + T_{load} + T_{store} + T_{rep})
 \end{aligned}$$

These performance models reveal two important considerations. First, the use of vector

² The extra loop overhead in model T_{1a} is an imperfection.

■ **Table 2** Performance Prediction Grammar for Examples in Section 2.2.

Productions	Semantic Rules
$Prog \rightarrow Stmts$	$c(Prog) = c(Stmts)$
$Stmts_1 \rightarrow Stmt Stmts_2$	$c(Stmts_1) = c(Stmt) + c(Stmts_2)$
$Stmts \rightarrow Stmt$	$c(Stmts) = c(Stmt)$
$Stmt \rightarrow R$	$c(Stmt) = c(R)$
$Stmt \rightarrow Insert$	$c(Stmt) = c(Insert)$
$Stmt \rightarrow LoadLine$	$c(Stmt) = c(LoadLine)$
$Stmt \rightarrow Store$	$c(Stmt) = c(Store)$
$Stmt \rightarrow F$	$c(Stmt) = c(F)$
$R \rightarrow \text{repeat}(i < V) B$	$c(R) = n(V) (c(B) + T_{rep})$
$F \rightarrow \text{foreach_block}(V_1, V_2, V_3) B$	$c(F) = \frac{n(V_1)}{L} (c(B) + T_{rep})$
$B \rightarrow \{ Stmts \}$	$c(B) = c(Stmts)$
$LoadLine \rightarrow V = LineRef$	$c(LoadLine) = T_{load}$
$Store \rightarrow LineRef = V$	$c(Store) = T_{store}$
$Insert \rightarrow LineRef.insert(Index)$	$c(Insert) = T_{insert}$
$LineRef \rightarrow L1[V, \mathbf{int}]$	

gather instructions does not alleviate the larger memory footprint of the AoS layout: it is still necessary to insert S lines of source data per line of destination data. Thus, we expect the SoA version to be faster even if the AoS code is vectorized. Second, on the Xeon Phi coprocessor the instruction count reduction from `gather()`-based vectorization is inversely proportional to the stride since the `gather_partial()` call is also repeated S times. This means that we expect the benefit of vectorization using `gather()` to decline with increasing strides.

3.2 Broadcast

Table 2 presents a grammar which models the performance of the examples in Section 2.2. The grammar assumes that the symbol L can be used to refer to the number of elements in a cache line in the production of F : since this is type-specific, the grammar will only work if all types have the same size which lets L be a constant. A more advanced programming model would have to use separate `foreach_block()` versions for each type-size to instead select an appropriate value in the performance model.

The code leads to the following performance predictions:

$$\begin{aligned}
 T_{3a} &= m \left(\frac{n}{L} (T_i + T_l + T_s + T_{rep}) + T_{rep} \right) \\
 T_{3b} &= \frac{n}{L} (T_i + m (T_l + T_s + T_{rep}) + T_{rep}) \\
 \Rightarrow T_{3a} &= \frac{nm}{L} \left(2T_i + T_l + T_s + \left(1 + \frac{L}{n} \right) T_{rep} \right) \\
 T_{3b} &= \frac{nm}{L} \left(\left(1 + \frac{1}{m} \right) T_i + T_l + T_s + \left(1 + \frac{1}{m} \right) T_{rep} \right)
 \end{aligned}$$

The performance models reflect the increased data reuse in code section 3b), which leads to fewer cache line inserts compared to 3a) depending on the number of rows in the array.

■ **Table 3** Execution Time of Operations

Symbol	Operation	Cycles
T_{insert}	Insert data from the L2 cache into the L1 cache	20
T_{load}	Load data from L1 cache into a register	2
T_{store}	Store data from a register into L1 cache	2
T_{rep}	Loop repetition overhead	2
T_{gp}	Gather data from one L1 cache line	4

■ **Table 4** Parameter Space Used to Test Listing 1.

Parameter	Values
Struct Size	1, 2, ..., 16
Num. Elements	$2^6, 2^7, \dots, 2^{10}$
Rows	1, 2, ..., 10
Source Vector Size [KiB]	20, 24, ..., 48

There is also a difference in loop overhead: the inner loop overhead will occur the same number of times, but the outer loop overhead depends on which loop is outermost.

4 Evaluation Method

To evaluate the accuracy of the performance models, we use the execution times listed in Table 3 to predict program performance. Actual performance is measured from running C++ implementations presented in Listing 1, which are designed to correspond to the implementation alternatives of Figures 1 to 3. The code is compiled with Intel’s `icpc` compiler, version 17. We use the data type `float`, which is four bytes on Intel Xeon Phi. As the platform uses 512-bit vectors, the number of elements in a vector is 16. These C++ implementations could be translated in many different ways. To ensure that the translations match the implementation alternatives specified in Figure 1, we use non-const pointer parameters to prevent vectorization in examples 1a) and 1b) due to potential aliasing. We also use the flag `-fno-builtin` to prevent the SoA implementations, 1b) and 2b), from being implemented as a call to `memcpy`. For implementations 2a) to 3b), we use manual vectorization.

There are two parameters in the AoS vs. SoA example: the size of the struct, and the number of elements in the arrays. The broadcast example also has two parameters: the number of rows, and the source vector size. We measure and predict performance for the set of parameter values listed in Table 4.

Accuracy metrics are in general obtained by comparing predictions \hat{y} with the true performance distribution y_i . We measure accuracy as median absolute percentage error (MdAPE) [9]:

$$\text{MdAPE} = \text{median} \left(\frac{|y_i - \hat{y}|}{y_i} \right)$$

This accuracy measure may be interpreted as follows: for each performance measurement the prediction is $X\%$ wrong, and the MdAPE is the median of these percentage-errors. This

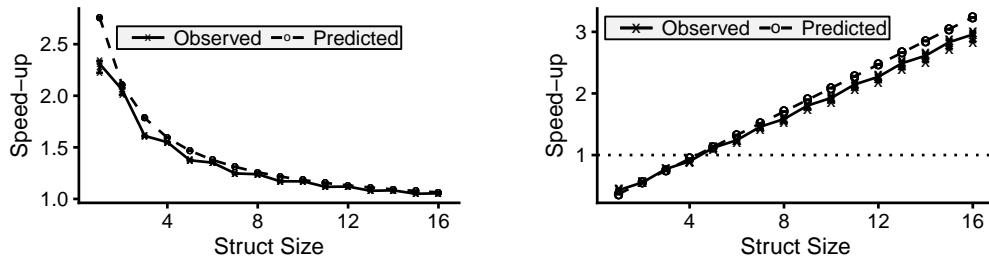

```

struct S_aos {
    float x;
    char pad[(STRUCT_SIZE - 1)*
             sizeof(float)];
};
// 1a)
void AoS(float*& d,
         S_aos*& s,
         std::size_t n) {
    __assume_aligned(d, 64);
    __assume_aligned(s, 64);
    __assume(n % 16 == 0);
    std::size_t i;
    for (i = 0; i < n; ++i) {
        d[i] = s[i].x;
    }
}
// 2a)
void AoS_gather(float*& d,
               S_aos*& s,
               std::size_t n) {
    __assume_aligned(d, 64);
    __assume_aligned(s, 64);
    __assume(n % 16 == 0);
    __declspec(aligned(64))
    int indices [] = {
        0,1*STRUCT_SIZE,...,15*STRUCT_SIZE
    };
    __m512i idxvec =
        __mm512_load_epi32(indices);
    auto scale = 1;
    std::size_t i;
    for (i = 0; i < n; i += VL) {
        __m512 vec = _mm512_i32gather_ps(
            idxvec, &s[i], scale);
        _mm512_store_ps(&d[i], vec);
    }
}
// 3a)
void rowwise(const float* v,
            float* M,
            std::size_t n,
            std::size_t m) {
    for (auto i = 0u; i < m; ++i) {
        for (auto j = 0u; j < n;
             j += 16, M += 16) {
            __m512 vec =
                _mm512_load_ps(&v[j]);
            _mm512_store_ps(M, vec);
        }
    }
}

struct S_soa {
    float* x;
};
// 1b)
void SoA(float*& d,
         S_soa& s,
         std::size_t n) {
    __assume_aligned(d, 64);
    __assume_aligned(s.x, 64);
    __assume(n % 16 == 0);
    std::size_t i;
    for (i = 0; i < n; ++i) {
        d[i] = s.x[i];
    }
}
// 2b)
void SoA_vec(float*& d,
            S_soa& s,
            std::size_t n) {
    __assume_aligned(d, 64);
    __assume_aligned(s.x, 64);
    __assume(n % 16 == 0);
    std::size_t i;
    for (i = 0; i < n; ++i) {
        __m512i vec =
            _mm512_load_epi64(&s.x[i]);
        _mm512_store_epi64(&d[i], vec);
    }
}
// 3b)
void colwise(const float* v,
            float* M,
            std::size_t n,
            std::size_t m)
    float* M_orig = M;
    for (auto j = 0u; j < n; j += 16) {
        M = &M_orig[j];
        for (auto i = 0u; i < m; i += n) {
            __m512 vec = _mm512_load_ps(&v[j]);
            _mm512_store_ps(&M[i], vec);
        }
    }
}

```

- 1 C++ implementations of the examples in Figures 1 to 3.



(a) Speed-up of 2a) over 1a).

(b) Speed-up of 1b) over 2a).

■ **Figure 4** Observed and predicted speed-ups across implementations.

is independent of the scale of the true performance values, and may therefore be compared across loads. The median is less sensitive to outliers than the mean, which makes it more lenient towards rare-but-detrimental performance events such as page faults. Absolute value ensures that symmetric variability in the true performance is not ignored, and is less sensitive to outliers than alternatives such as squared error. The MdAPE is only appropriate if the observed values are not close to zero [9]; we therefore measure execution time as clock cycles.

5 Results

5.1 AoS vs. SoA

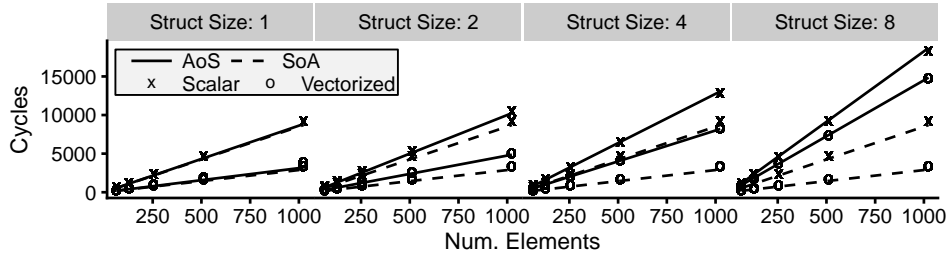
We first report on the ability to use the predictions to assess which implementation will perform better. The best-performing method is determined by comparing the median execution times.

Comparing 1a) with 1b), the performance model always predicts that the SoA implementation is faster. This is consistent with the measurements in all cases except when the struct size is 1. In this case, the two implementations ought to be equal. We even observe that the median execution time of the AoS implementation is 5 cycles lower, which we attribute to a difference in code generation. Comparing 2a) with 2b), the performance model again predicts that the SoA implementation will always be faster. This is consistent with all measurements: the overhead of the gather instruction makes it perform worse than the SoA implementation even when the struct size is 1.

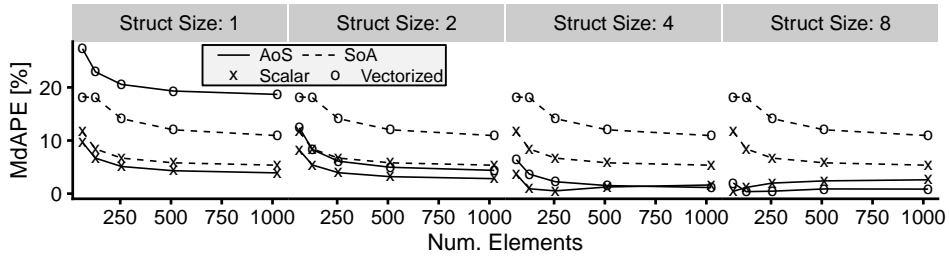
Comparing 1a) to 2a) to determine the usefulness of vectorization in the AoS case, we correctly predict that it is always beneficial to use vectorization. Figure 4a plots the predicted and observed usefulness of vectorization, measured as the relative runtime of the non-vectorized implementation to the vectorized implementation. The predicted trend is followed, but every second data point has larger inaccuracies. We attribute this to the code generated for the `gather()` intrinsic: the loop is unrolled twice, leading to more complex branching behaviour when the number of iterations required is not a multiple of two.

Finally, comparing 1b) to 2a) to determine the usefulness of gather-based vectorization versus the usefulness of the SoA layout, we correctly determine that SoA is more impactful once the struct size exceeds 4. Figure 4b plots the predicted and observed relative performance of implementation 1b) over implementation 2a), which are largely similar.

Figure 5 plots predictions along with observations for a subset of the parameters tested, illustrating that the programming models in Figure 1 give an accurate representation of processor behaviour.



■ **Figure 5** Performance of the code in Figures 1 and 2 for a subset of the parameters in Table 4. Points are observations, and lines are predictions.



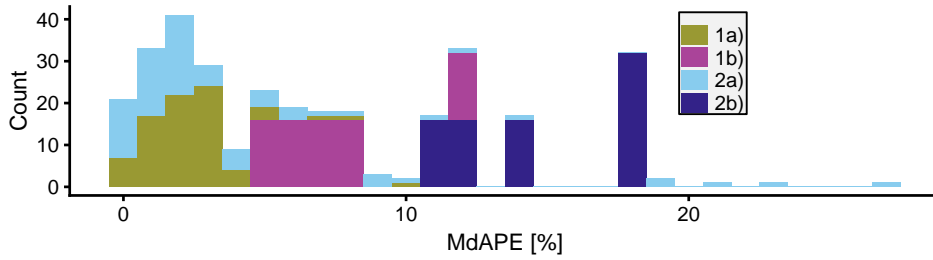
■ **Figure 6** The accuracy of predictions in Figure 5.

Figure 6 plots the prediction accuracy for the results in Figure 5. Accuracy is generally poorer for shorter vectors in the SoA case, and for smaller strides in the AoS case. The complete distribution of accuracy measurements using the parameter set in Table 4 for all implementations is depicted in Figure 7. The predictions for the AoS implementations are in general better than the predictions for the SoA implementation.

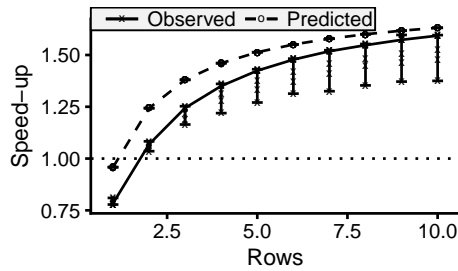
5.2 Broadcast

For the example in Section 2.2, the performance models predict that the column-wise implementation will perform better except when the number of rows equals 1: for this parameter setting, the increased loop overhead will tip the scales in favour of the row-wise implementation. This prediction is consistent with the observed behaviour. However, the magnitude of the predicted speed-up is not equal to the observed speed-up when the number of rows is low, as figure Figure 8 illustrates. This is caused by two effects. First, our model for the `repeat` abstraction does not include overhead for initialization of loop counters. Our model therefore underestimates the execution time of implementation 3b), which has a higher outer-loop than inner-loop count. Second, different code is generated for the two implementations in Listing 1. In particular, there is a RAW hazard between the load and store instructions which is not hidden in implementation 3b) but which is hidden by loop overhead instructions in the code generated for 3a). These effects are diminished as the number of rows increase, where the data reuse effect increasingly dominate the performance.

Figure 9 illustrates how the code in Figure 3 and its performance model reflect observed behaviour. Figure 10 plots the corresponding prediction accuracy measurements, and Figure 11 plots the accuracy for all test cases listed in Table 4. The accuracy is in general lower than what we observe for the examples in Section 5.1.



■ **Figure 7** The distribution of accuracy measurements for the example in Section 2.1 using all the parameter values in Table 4.



■ **Figure 8** Observed and predicted speed-ups of 3b) over 3a).

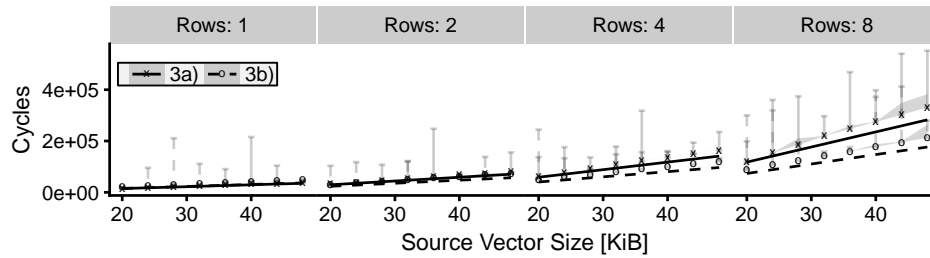
6 Discussion

6.1 Implementation

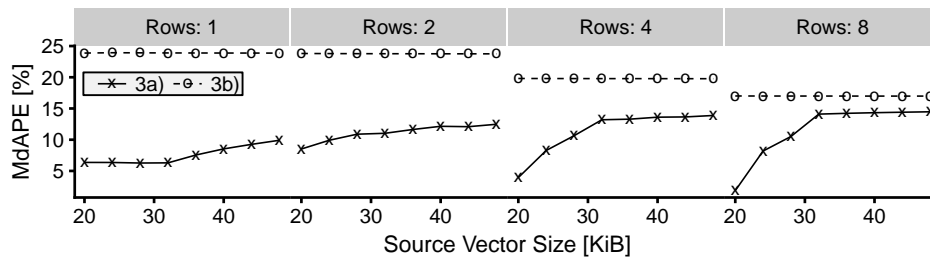
A natural question is how the hypothetical programming models may be implemented. For instance, the semantics of the `L1.insert()` operation is not commonly accessible through a specific processor instruction. Such an instruction is unnecessary, however: the only purpose of the `L1.insert()` operation is to document the fact that a load from L2 cache to L1 cache will occur. All `L1.insert()` occurrences can therefore be removed during compilation, as load instructions must also be generated for the corresponding use of the cache line variable. This will of course require that the compiler keeps track of which `L1.insert()` argument corresponds to a given cache line variable, which further implies that the cache line variables must be immutable. Another issue is how we may assure the correctness of the `L1.insert()` operation, which depends both on the dynamic application behaviour and on the replacement policy of the target machine. The compiler would have to rely on semantic analyses such as [1, 18, 6] to deduce whether the cache use as expressed will be representative of actual behaviour. We are looking to address these questions of implementation in future work.

6.2 Limited accuracy

Although the performance models in most cases are able to predict the best-performing method, the accuracy measurements are at times low. Some of this may be attributed to a methodical shortcoming: rather than using C++ implementations, it would have been better to use hand-written assembly programs to get complete control of the loads. Even so, the fact that the generated code has performance up to 25 % away from our expectations reveals that performance may be significantly affected by implementation details beneath the level exposed by our example programming models. This means that we would need to expose



■ **Figure 9** Performance of the code in Figure 3. Points are the median of observed performance, the light-gray ribbon marks the 97-percent confidence interval, and error bars denote the span of observations. The lines are predictions.



■ **Figure 10** Prediction accuracy for the test cases illustrated in Figure 9.

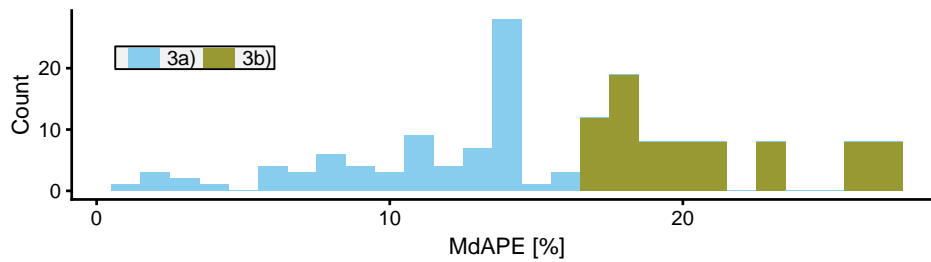
more details to increase performance transparency. In particular:

- The processor front-end may matter. For instance, the Xeon Phi is a super-scalar architecture with two pipelines [16], but the ability to issue two instructions depends on instruction pair compatibility.
- RAW hazards may affect the performance of code, and without exposing hazards one cannot deduce the performance of code even if the instruction schedule is known.
- The higher level abstractions such as loops, address generation, and `gather_partial()` hide implementation details which affect program execution time.

Including these effects would complicate the programming model, and the effects can be derived from the compiled binary code. An alternative solution is to let the programmer use the less transparent programming model, and have a performance modelling tool processes the compiled binary and produce both a performance estimate and a corresponding implementation in a more transparent programming model. Such alternative uses of the performance-transparent programming models can be used to balance the trade-off between conciseness and performance transparency.

7 Conclusion

This report has shown some proof-of-concept examples of performance-transparent programming models. We have demonstrated how programming model abstractions may be used to reveal the memory footprint, vector unit utilization, and data reuse of an application, and how performance models which adhere to our transparency requirements can be created. The examples demonstrate that the approach suffices to determine which among alternative implementations is preferable. The absolute performance prediction accuracy varies between



■ **Figure 11** The distribution of accuracy measurements for the example in Section 2.2 using all the parameter values in Table 4.

0-25 %, which indicates that increased performance transparency may be possible by exposing even more details of the processing model. In future work, we will seek to implement some of the ideas presented in our example programming models.

References

- 1 Wenlei Bao, Sriram Krishnamoorthy, Louis-Noel Pouchet, and P. Sadayappan. Analytical Modeling of Cache Behavior for Affine Programs. In *45th ACM SIGPLAN Symposium on Principles of Programming Languages (POPL'18)*, 2018.
- 2 Benjamin Andreassen Bjørnseth, Jan Christian Meyer, and Lasse Natvig. Efficient array slicing on the Intel Xeon Phi coprocessor. In *Proceedings of the 4th ACM SIGPLAN International Workshop on Libraries, Languages, and Compilers for Array Programming - ARRAY 2017*, pages 40–47, 2017.
- 3 Benjamin Andreassen Bjørnseth, Jan Christian Meyer, and Lasse Natvig. Make Software Harder. In *Proceedings of the Computing Frontiers Conference. ACM, 2018 (to appear)*, 2018.
- 4 Pierre Est erie, Joel Falcou, Mathias Gaunard, and Jean-Thierry Laprest e. Boost.SIMD: Generic Programming for portable SIMDization. In *Proceedings of the 2014 Workshop on Workshop on programming models for SIMD/Vector processing (WPMVP '14)*, pages 1–8, 2014.
- 5 Agner Fog. C ++ vector class library. Technical report, 2017.
- 6 Nan Guan, Mingsong Lv, Wang Yi, and Ge Yu. WCET analysis with MRU cache: Challenging LRU for Predictability. *ACM Transactions on Embedded Computing Systems*, 13(4s):1–26, 2014. doi:10.1145/2584655.
- 7 C. A. R. Hoare. Hints on Programming Language Design. Technical report, 1973.
- 8 Johannes Hofmann, Jan Treibig, Georg Hager, and Gerhard Wellein. Comparing the performance of different x86 SIMD instruction sets for a medical imaging application on modern multi- and manycore chips. In *Proceedings of the 2014 Workshop on programming models for SIMD/Vector processing - WPMVP '14*, pages 57–64, 2014.
- 9 Rob J. Hyndman and Anne B. Koehler. Another look at measures of forecast accuracy. *International Journal of Forecasting*, 22(4):679–688, 2006. doi:10.1016/j.ijforecast.2006.03.001.
- 10 Intel Corporation. Intel Intrinsic Guide. <https://software.intel.com/sites/landingpage/IntrinsicsGuide/>, 03 2018.
- 11 Jim Jeffers and James Reinders. *Intel Xeon Phi Coprocessor High Performance Programming*. 2013.
- 12 P. Karpiński and J. McDonald. An Embedded Domain Specific Language for General Purpose Vectorization. In J.M. Kunkel, editor, *ICS High Performance Workshops 2017*,

- LNCS*, volume 10524, pages 515–537. Springer International Publishing, 2017. doi:10.1007/978-3-319-67630-2_37.
- 13 Matthias Kretz and Volker Lindenstruth. Vc: A C++ library for explicit vectorization. *Software - Practice and Experience*, 42(11):1409–1430, 2012.
 - 14 Roland Leißa, Immanuel Haffner, and Sebastian Hack. Sierra: A SIMD Extension for C++. In *Proceedings of the 2014 Workshop on Programming Models for SIMD/Vector Processing (WPMVP'14)*, number 4, pages 17–24, 2014. doi:10.1145/2568058.2568062.
 - 15 Jukka Paakki. Attribute grammar paradigms—a high-level methodology in language implementation. *ACM Computing Surveys*, 27(June):196–255, 1995. doi:10.1145/210376.197409.
 - 16 Reza Rahman. Intel® Xeon Phi™ Core Micro-architecture. *Intel White Paper*, pages 1–14, 2012. URL: <https://software.intel.com/sites/default/files/article/393195/intel-xeon-phi-core-micro-architecture.pdf>.
 - 17 Lawrence Snyder. Type Architectures, Shared Memory, and the Corollary of Modest Potential. *Annual Review of Computer Science*, 1(1):289–317, 1986.
 - 18 Henrik Theiling, Christian Ferdinand, and Reinhard Wilhelm. Fast and precise WCET prediction by separated cache and path analyses. *Real-Time Systems*, 18(2):157–179, 2000. doi:10.1023/A:1008141130870.
 - 19 Peter Van-Roy and Seif Haridi. *Concepts, techniques, and models of computer programming*. MIT press, 2004.