

ERROR ANALYSIS AND IMPROVING THE ACCURACY OF WINOGRAD CONVOLUTION FOR DEEP NEURAL NETWORKS

BARBARA BARABASZ, ANDREW ANDERSON, DAVID GREGG

Trinity College Dublin, School of Computer Science and Statistics, Dublin 2, Ireland

ABSTRACT. Modern deep neural networks (DNNs) spend a large amount of their execution time computing convolutions. Winograd’s minimal algorithm for small convolutions can greatly reduce the number of arithmetic operations. However, a large reduction in floating point (FP) operations in these algorithms can result in poor numeric accuracy. In this paper we analyse the FP error and prove boundaries on the error. We show that the “modified” algorithm gives a significantly better accuracy of the result.

We propose several methods for reducing FP error of these algorithms. Minimal convolution algorithms depend on the selection of several numeric *points* that have a large impact on the accuracy of the result. We propose a canonical evaluation ordering that both reduces FP error and the size of the search space based on Huffman coding. We study point selection experimentally, and find empirically good points. We also identify the main factors that associated with sets of points that result in a low error. In addition, we explore other methods to reduce FP error, including mixed-precision convolution, and pairwise addition across DNN channels. Using our methods we can significantly reduce FP error for a given block size, which allows larger block sizes and reduced computation.

1. MOTIVATION

Deep neural networks (DNNs) have become powerful tools for image, video, speech and language processing. However, DNNs are very computationally demanding, both during and after training. A large part of this computation consists of convolution operations, which are used across a variety of DNNs, and in particular convolutional neural networks (CNNs). As DNNs become ubiquitous, reducing the cost of DNN convolution is increasingly important.

Simple *direct* convolution algorithms require $O(n^2)$ operations to convolve a size n input with size n convolution *kernel*. In contrast, Fast Fourier Transform (FFT) convolution algorithms need just $O(n \log_2(n))$ operations. However, the size of convolution kernels in DNNs is typically very small. For example, the input to the layer might be a 112×112 image, whereas the kernel is typically 3×3 or 5×5 in size. The small size of these kernels mean that constant factors can be as important as asymptotic algorithmic complexity for the execution time of these algorithms.

Another class of fast convolution algorithms attempts to minimize the number of operations needed for fixed-size small convolutions. Around 1980 Winograd proved that a convolution of input of length i with a kernel of length k can be computed using just $i + k - 1$ multiplications [24]. This is the optimal number of *general multiplications*, that is multiplications where neither input is a constant that is known ahead of time. These optimal algorithms for small convolutions are well suited to small DNN kernels. Lavin and Gray have shown that these algorithms can be around twice as fast as the *direct* method across a range of DNNs and target machines [15].

In this paper we address the question of numerical accuracy of Winograd convolution for deep neural networks. The context of DNNs is important for two main reasons. First, the size of kernels in DNNs is almost always one of just a handful of small values. By far the most common are 2D kernels of size 3×3 . Finding small convolution algorithms with good numerical accuracy is a difficult

E-mail address: barabasz@tcd.ie, aanderso@tcd.ie, dgregg@tcd.ie.

problem in general, but for specific sizes we can search empirically for good solutions. Second, in DNN convolution, each input (or kernel) is convolved with many inputs (kernels). The time required for pre/post processing of the input and kernel can be amortized across many uses.

We take both analytical and experimental approaches to the problem of numerical accuracy in DNN convolution. We make the following contributions.

- We formalize the worst case floating point error boundaries for Toom-Cook, the most commonly used method for computing the matrices used in “Winograd” convolution for DNNs. We show that our floating point error grows at least exponentially with the size of the convolution, and we identify each of the terms in the error.
- We present a formal analysis of the error boundaries for the “modified” Toom-Cook algorithm, and prove that its FP error is significantly smaller than that of the unmodified Toom-Cook.
- We demonstrate that the order of evaluation of floating point expressions in pre/post processing steps has a small but important impact on accuracy. We propose a canonical evaluation order based on Huffman trees that reduces the error on average.
- We experimentally evaluate different strategies for selecting algorithm coefficients. We find sets of “good” co-efficients for the most common sizes that arise in DNN convolution. We also show that various forms of symmetry and difference among the coefficients can improve accuracy.
- We investigate mixed precision algorithms that use high precision for the pre/post processing steps which are computed just once, and lower precision for the inner loops. These methods can reduce the error typically by around one third in our experiments.
- As our formal analysis shows, the FP error of DNN convolution arises not just from convolution within channels, but also summation across channels. We show that using pairwise summation across channels can reduce the FP error by around one third.

2. FAST CONVOLUTION AND DEEP NEURAL NETWORKS

In 2016 Lavin and Gray demonstrated that Winograd convolution can be around twice as fast as *direct* convolution in DNNs [15]. A key contribution of their paper showed how a fast fixed-sized convolution could be used to perform DNN convolution. These fast algorithms for fixed-size convolution can be written as a triple of matrices. Winograd did much of the theoretical work on proving the optimality of these fast algorithms, and developed a well-known method for generating convolution matrices [24]. In the source code that Lavin and Gray released alongside their paper¹, they did not use the Winograd method, and instead used the Toom-Cook algorithm to generate the convolution matrices. Winograd’s algorithm is more powerful than Toom-Cook and can generate convolution algorithms that offer trade-offs between pre-/post-processing operations and general multiplications in the inner loop. In contrast, Toom-Cook can generate only algorithms that minimize the number of general multiplications, potentially at the cost of more pre-/post-processing operations.

In DNN convolution each input segment (or kernel) is typically convolved with many kernels (input segments). Thus the cost of pre-/post-processing the input, kernel and output is amortized across many uses, so for DNNs the convolution time is dominated by the *general multiplications* in the inner loop. Therefore, we are primarily interested in convolution algorithms that minimize *general multiplications* rather than pre-/post-processing steps. Thus, when Lavin and Gray needed to generate algorithm matrices for short convolutions, they chose the Toom-Cook method rather than the more complicated Winograd method. However, they described their approach as “Winograd convolution” and within the DNN research literature that term has come to mean any fast fixed-sized convolution algorithm that is used as a building block within Lavin and Gray’s algorithm for DNN convolution.

When computing a convolution of a small kernel with a large input, we have to break the convolution into a sequence of smaller ones. A similar method is often used in FFT convolution, but a problem is how to deal with overlapping points at the boundaries between sequences. In Winograd algorithm this problem is avoid by computing just the middle sub-range of complete result values, and do not

¹See source code at: <http://github.com/andravin/wincnn>

TABLE 1. Number of multiplications per single output point for direct and Toom-Cook convolutions for different kernel and output size

Number of points	Output size for $K = 3$	Mult/output	Output size for $K = 3 \times 3$	Mult/output	Output size for $K = 5$	Mult/output	Output size for $K = 5 \times 5$	Mult/output
0	1	3	1×1	9	1	5	1×1	25
4	2	2	2×2	4	-	-	-	-
5	3	1.67	3×3	2.78	-	-	-	-
6	4	1.5	4×4	2.25	2	3	2×2	9
7	5	1.4	5×5	1.96	3	2.33	3×3	5.44
8	6	1.34	6×6	1.78	4	2	4×4	4
9	7	1.29	7×7	1.65	5	1.8	5×5	3.24
10	8	1.25	8×8	1.56	6	1.67	6×6	2.78
11	9	1.22	9×9	1.49	7	1.57	7×7	2.47
12	10	1.2	10×10	1.44	8	1.5	8×8	2.25
13	11	1.18	11×11	1.4	9	1.44	9×9	2.09
14	12	1.17	12×12	1.36	10	1.4	10×10	1.96
15	13	1.15	13×13	1.33	11	1.36	11×11	1.86
16	14	1.14	14×14	1.31	12	1.33	12×12	1.78

compute the $\lfloor \frac{n_h}{2} \rfloor + 1$ partial values at each end of the result. Thus, in the context of DNNs, Winograd convolution algorithms are always described by the size of the output and the kernel.

The idea behind the Toom-Cook convolution algorithm is to evaluate two polynomials in chosen points. The coefficients of the two polynomials are the elements of the input and kernel. Multiplying these results we get a values of the product of these polynomials in choosing points. Then applying the Lagrange interpolation theorem we get a coefficients of the polynomial equal to the product of first two polynomials. This way we can convolve kernel of size n_h with input of size n with minimum number of $n + n_h - 1$ general multiplications. When computing only complete results values the key point in obtaining further reduction of general multiplications is to apply matrix exchange theorem. Then the convolution output of size n_o can be computed using kernel size n_h with minimum of n general multiplications. Winograd made the most significant contribution in convolution complexity analysis.

Lavin and Gray apply this results for kernel size equal to 3 and output size equal to 2. Then they use input of size 4 and 4 general multiplications.

Note that there are multiple ways that a large convolution can be broken into a sequence of smaller ones. For example, an output of length 8 could be computed as eight convolutions with $n_o = 1$ (i.e. direct convolution), four convolutions with $n_o = 2$, two convolutions with $n_o = 4$, or one convolution with $n_o = 8$. With $n_h = 3$, the total number of general multiplications for each of these will be $8 \times 3 = 24$, $4 \times 4 = 16$, $2 \times 6 = 12$ or $1 \times 10 = 10$ respectively. Given that these are four different ways to compute the same eight output points, the number of general multiplications per output point for each of these will be $24/8 = 3$, $16/8 = 2$, $12/8 = 1.5$ and $10/8 = 1.25$ respectively. The larger the size of each sub-block, the fewer general multiplications are needed to compute the full output.

Table 1 presents the number of general multiplications per single output points for different size of output and typical kernel sizes. The first line shows the values for direct convolution. We observe that the bigger output size block, the smaller the number of general multiplications needed per output point. That means that we can reduce the number of general multiplications and perform computations faster. Unfortunately, bigger output sizes also lead to larger floating point errors. In the next section we derive a formal bound for this error, which we show grows at least exponentially with $n_o + n_h - 1$.

3. ERROR IN TOOM-COOK CONVOLUTION

In this section we derive a bound on the floating point error that can arise in Toom-Cook convolution. We use the methods and notation of Higham's standard textbook on FP error [11]. In line with

Higham, and many other formal analyses of floating point error [11, p. 48], we provide a worst-case error analysis.

3.1. Floating point error. Floating point error arises because FP numbers are limited precision approximations of real numbers. Each real number can be mapped to its nearest floating point equivalent with the rounding function $x \rightarrow fl(x)$ such as $fl(x) = \min_{f \in F} (f - x)$. Where the absolute value of a real number is smaller or greater than the largest representable FP number, the number is said to under/overflow and is mapped to $\pm\infty$. Under/overflow results in a catastrophic loss of accuracy, but it is rare at least within the field of DNNs. In the absence of under/overflow $fl(x) = x(1 + \delta)$ where $-\varepsilon < \delta < \varepsilon$ and where ε is a machine epsilon dependent on precision. Similarly provided there is no under/overflow in inputs or results, FP arithmetic operators can be described as follows: $fl(x \text{ op } y) = (x \text{ op } y)(1 + \delta)$, where $|\delta| \leq \varepsilon$, $x, y \in F$ and $\text{op} = +, -, *, /$. [11] [10] [22].

In this paper we denote the value that is computed in floating point arithmetic with hat, $\hat{\cdot}$, and floating point operations by $fl(\cdot)$.

3.2. FP error in the pre-/postt processing linear transforms. Toom-Cook convolution has three main stages: computing pre-processing linear transforms of input and kernel; Hadamard product (also known as pairwise multiplication) of the corresponding elements of the transformed input and kernel; and a post-processing linear transform of the output of the Hadamard product to produce the result.

The linear transforms A and G stand for evaluating polynomials at a set of constant points whose values are selected as a part of the design of the Toom-Cook algorithm. and A . The Lagrange interpolation transform is represented by B . Since using matrix exchange theorem we apply B^T instead of A to the input and A^T instead of B to the Hadamard product.

The linear transform using B matrix implements Lagrange interpolation: that means computing polynomial coefficients from the values in points choose for algorithm. Note that Lagrange interpolation is used in other algorithms, where the set of evaluation points is not a constant parameter to the algorithm, with the result that large additional arithmetic errors can arise when computing the B matrix using matrix inversion. In contrast we compute B^T at algorithm design time using unbounded precision, so no such matrix inversion error occurs (although each value in the resulting matrix must be mapped to the nearest FP number). Further, interpolation is often used to estimate a polynomial that is useful in practice and avoids certain artifacts that can arise. In contrast, Toom-Cook is an exact method of computing convolution. We are interested only in values at discrete points, so there is no deliberate estimation when computing interpolation.

The core operation in the processing linear transforms is a matrix-vector product, which can be represented a set of dot products $a^T x$. Let us take an input vector $x = [x_1, \dots, x_n]$ where $x_i \in F$, $\forall i = 1, \dots, n$, and another vector $a = [a_1, \dots, a_n]$ which is part of the algorithm, so $fl(a) = [fl(a_1), \dots, fl(a_n)]$ and $fl(a_i) = a_i(1 + \delta_i)$, where $|\delta_i| \leq \varepsilon \forall a_i = 1, \dots, n$ [11]. Then

$$(1) \quad |a^T x - fl(fl(a^T)x)| \leq |a^T||x|\alpha\varepsilon + O(\varepsilon^2)$$

Higham provides a similar bound on the error for dot product, but uses n where we use α . We use α because in our analysis the vector a^T is a constant not an input. The value of a^T depends on the parameters of the algorithm. We write $fl(a^T)$ because the mathematically exact value of a^T may not be exactly representable in finite precision floating point. We want to estimate the error of the algorithm, as it depends on these parameters, as well as of the number and type of operations.

Notice that the value of α depends on the FP representation of the a_i values, as well as on n and on the method of summation. For fixed n and summation method we have three possible cases that give us different boundaries for the error of multiplication $a_i x_i$:

- Values of a_i are not exactly representable in F (the set of FP numbers). In this case we have an error from the inexact representation of a_i and from the multiplication multiplication, so $fl(a_i) = a_i(1 + \delta_i)$ where $|\delta_i| \leq \varepsilon$. Then $|fl(fl(a_i)x_i) - a_i x_i| \leq |a_i||x_i|2\varepsilon + O(\varepsilon^2)$, $\forall i = 1, \dots, n$.

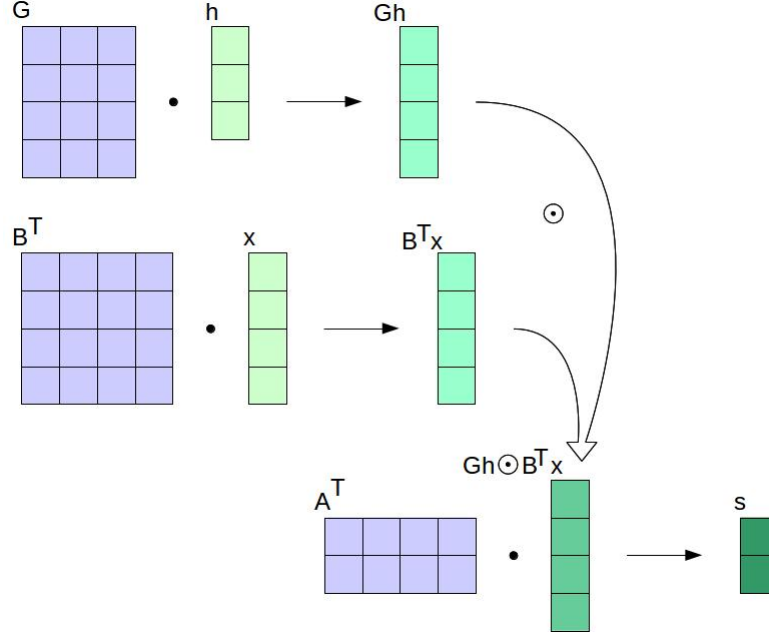


FIGURE 1. Toom-Cook convolution algorithm. The linear transform of kernel h is performed by multiplication with matrix G . Input x is transformed by matrix B^T . Corresponding elements of the two resulting vectors are multiplied to perform the convolution. The resulting vector is finally multiplied by matrix A^T to produce the output of the convolution, s .

- Values of a_i are exactly representable in F . In this case only the multiplication and summation errors remain, that is: $|fl(fl(a_i)x_i) - a_i x_i| \leq |a_i||x_i|\varepsilon + (\varepsilon^2)$, $\forall i = 1, \dots, n$.
- In the case if the values of a_i are integer powers of 2 then we have no error from element representation or from multiplication, so $|fl(fl(a_i)x_i) - a_i x_i| \leq |a_i||x_i|$, $\forall i = 1, \dots, n$.

If we assume the linear summation in formula 1 we have $\alpha = n + 1$ for any elements a_i , $\alpha = n$ for a_i exactly represented in F and $\alpha = n - 1$ if all a_i are equal to power of 2. However $n - 1 < n < n + 1$ so using $\alpha = n + 1$ is a correct estimate but does not give the tightest possible boundary.

3.3. Toom-Cook convolution error estimation. In this section we present a formal error analysis of the Toom-Cook convolution algorithm, which to our knowledge is the first such formulation. Our approach uses the Higham [11] method of floating point error estimation and results on instability of Vandermonde systems by Higham [11] and Pan [16]. The error estimation allows us to show that the Toom-Cook convolution algorithm is unstable and to identify the components of the error.

The Toom-Cook method generates algorithms for fixed-size convolution, which are expressed as a set of three matrices, G , B^T and A^T . These matrices are computed once, ahead of time, and can be used with many different inputs and kernels. Figure 1 shows the three steps of the algorithm: (a) linear transforms of the kernel, h , and input, x ; (b) pairwise multiplication between the elements of the transformed input and kernel; and (c) the post-processing linear transform. All of these operations have an impact on the accuracy of the result, so we see terms in our error for each operation.

Theorem 1. *Error for 1 dimensional Toom-Cook convolution computation satisfies the normwise bound equal to:*

$$(2) \quad \|\hat{s} - s\|_1 \leq \|A^T\|_1 \|G\|_E \|h\|_E \|B^T\|_E \|x\|_E (\alpha + \beta + \gamma + 1) \varepsilon + O(\varepsilon^2)$$

Error for the q th element of 1 dimensional Toom-Cook convolution computation satisfies the bound equal to:

$$(3) \quad |\hat{s}_q - s_q| \leq |A^T|(|G||h| \odot |B^T||x|)(\alpha + \beta + \gamma + 1)\varepsilon + O(\varepsilon^2)$$

Where α, β, γ stands for error from matrix-vector multiplication (dot product) for matrices G, B^T and A^T respectively.

Proof. Let $f(h, x)$ be the bilinear function computing Toom-Cook convolution $f(h, x): \mathbb{R}^{n_h} \times \mathbb{R}^n \rightarrow \mathbb{R}^{n_o}$ such that $f(h, x) = A^T(Gh \odot B^T x)$.

The computation consist of (a) kernel and input transformations, $f_1^h: \mathbb{R}^{n_h} \rightarrow \mathbb{R}^n$, $f_1^h(h) = Gh$, and $f_1^x: \mathbb{R}^n \rightarrow \mathbb{R}^n$, $f_1^x(x) = B^T x$; (b) Hadamard product: $f_2: \mathbb{R}^n \times \mathbb{R}^n \rightarrow \mathbb{R}^n$, $f_2(b, c) = b \odot c$; and (c) postprocessing transformation $f_3: \mathbb{R}^n \rightarrow \mathbb{R}^{n_o}$, $f_3(a) = A^T a$.

We therefore need to find the error for the composition of these three computations, that is the error of $f(h, x) = f_3(f_2(f_1^h(h), f_1^x(x)))$. We follow Higham's method [11] for estimating the floating point result of the composed function.

Let $a_1 = (h, x)$, and $a_{k+1} = f_k(a_k)$ that is the result of $k + 1$ th stage of algorithm. So a_2 is the vector that includes preprocessing transforms of kernel and input $f_1^h(h) = Gh$ and $f_1^x(x) = B^T x$, a_3 is the Hadamard product of the two vectors Gh and $B^T x$ and is equal to $f_2(Gh, B^T x) = Gh \odot B^T x$ and a_4 stands for postprocessing transformation $f_3(Gh \odot B^T x) = A^T(Gh \odot B^T x)$. The computed values are denoted by $\hat{a}_{k+1} = f_k(a_k) + \Delta a_{k+1}$, so Δa_{k+1} is the FP error on k th stage of algorithm that we compute using formula 1.

Let vector $s = f_3(f_2(f_1^h(h), f_1^x(x)))$ be a real result and \hat{s} be the computed solution. The J_k is the Jacobian matrix of f_k , The computed result \hat{s} is equal to the formula [11]:

$$\hat{s} = f_3(f_2(f_1^h(h), f_1^x(x))) + J_3 J_2 \Delta a_2 + J_3 \Delta a_3 + \Delta a_4$$

Where:

$$J_3 = A^T, J_2 = [Diag(B^T x), Diag(Gh)]$$

$$\text{and } |\Delta a_2| \leq \begin{bmatrix} |G||h|\alpha\varepsilon + O(\varepsilon^2) \\ |B^T||x|\beta\varepsilon + O(\varepsilon^2) \end{bmatrix},$$

$$|\Delta a_3| \leq (|G||h| \odot |B^T||x|)\varepsilon + O(\varepsilon^2),$$

$$|\Delta a_4| \leq |A^T|(|G||h| \odot |B^T||x|)\gamma\varepsilon + O(\varepsilon^2)$$

The componentwise error is equal to absolute value of the difference between real and computed solutions [11] [22]

$$\begin{aligned} |\hat{s} - s| &= |f_3(f_2(f_1^h(h), f_1^x(x))) + J_3 J_2 \Delta a_2 + J_3 \Delta a_3 + \Delta a_4 - f_3(f_2(f_1^h(h), f_1^x(x)))| = \\ &|J_3 J_2 \Delta a_2 + J_3 \Delta a_3 + \Delta a_4| \leq |J_3||J_2||\Delta a_2| + |J_3||\Delta a_3| + |\Delta a_4| \leq \\ &\leq [|A^T||Diag(Gh)|, |A^T||Diag(B^T x)|]|\Delta a_2| + |A^T||\Delta a_3| + |\Delta a_4| \\ &\leq [|A^T||Diag(B^T x)|, |A^T||Diag(Gh)|] \begin{bmatrix} |G||h|\alpha\varepsilon + O(\varepsilon^2) \\ |B^T||x|\beta\varepsilon + O(\varepsilon^2) \end{bmatrix} + |A^T|(|G||h| \odot |B^T||x|)\varepsilon + O(\varepsilon^2) + \\ &\quad |A^T|(|G||h| \odot |B^T||x|)\gamma\varepsilon + O(\varepsilon^2) = \\ &|A^T|(|G||h| \odot |B^T||x|)(\alpha + \beta)\varepsilon + |A^T|(|G||h| \odot |B^T||x|)\varepsilon + |A^T|(|G||h| \odot |B^T||x|)\gamma\varepsilon + O(\varepsilon^2) = \\ &= |A^T|(|G||h| \odot |B^T||x|)(\alpha + \beta + \gamma + 1)\varepsilon + O(\varepsilon^2) \end{aligned}$$

For the normwise error estimation we use induced norm $\|\cdot\|_1$ and Euclidean norm $\|\cdot\|_E$ which are both consistent, hence

$$\begin{aligned} \|\hat{s} - s\|_1 &\leq \|A^T(Gh \odot B^T x)(\alpha + \beta + \gamma + 1)\varepsilon + O(\varepsilon^2)\|_1 \leq \|A^T(Gh \odot B^T x)\|_1(\alpha + \beta + \gamma + 1)\varepsilon + O(\varepsilon^2) \leq \\ &\quad \|A^T\|_1 \|Gh \odot B^T x\|_1(\alpha + \beta + \gamma + 1)\varepsilon + O(\varepsilon^2) \end{aligned}$$

Applying Buniakowski-Schwartz inequality to componentwise multiplication

$$\|\hat{s} - s\|_1 \leq \|A^T\|_1 \|Gh\|_E \|B^T x\|_E (\alpha + \beta + \gamma + 1)\varepsilon + O(\varepsilon^2)$$

Finally from norm consistency

$$\|\hat{s} - s\|_1 \leq \|A^T\|_1 \|G\|_E \|h\|_E \|B^T\|_E \|x\|_E (\alpha + \beta + \gamma + 1)\varepsilon + O(\varepsilon^2)$$

□

As $\|\cdot\|_1 \leq n \|\cdot\|_E$ we have

$$(4) \quad \|\hat{s} - s\|_1 \leq n \|A^T\|_E \|G\|_E \|h\|_E \|B^T\|_E \|x\|_E (\alpha + \beta + \gamma)\varepsilon + O(\varepsilon^2)$$

Corollary 1. *For a linear summation in computing dot product and any values of matrices we have componentwise error boundary equal to:*

$$|\hat{s} - s| \leq |A^T|(|G||h| \odot |B^T||x|)(n_h + 2n + 4)\varepsilon + O(\varepsilon^2)$$

and normwise boundary equal to:

$$\|\hat{s} - s\|_1 \leq \|A^T\|_1 \|G\|_E \|h\|_E \|B^T\|_E \|x\|_E (n_h + 2n + 4)\varepsilon + O(\varepsilon^2)$$

Where n_h is a kernel size and n is the input size of the convolution

3.4. Two dimensions. Two-dimensional convolution can be implemented by nesting 1D convolutions within another [15]. This nesting approach requires additional pre-/post-processing linear transforms.

For two-dimensional Toom-Cook convolution the analogous theorem is formulated as follows:

Theorem 2. *Error for 2 dimensional Toom-Cook convolution computation satisfies the componentwise bound equal to:*

$$(5) \quad |\hat{S} - S| \leq |A^T|(|G||H||G^T| \odot |B^T||X||B|)|A|(2\alpha + 2\beta + 2\gamma + 1)\varepsilon + O(\varepsilon^2)$$

Error for 2 dimensional Toom-Cook convolution computation satisfies the normwise bound equal to:

$$(6) \quad \|\hat{S} - S\|_1 \leq \|A^T\|_1 \|G\|_E \|H\|_E \|G^T\|_E \|B^T\|_E \|X\|_E \|B\|_E \|A\|_1 (2\alpha + 2\beta + 2\gamma + 1)\varepsilon + O(\varepsilon^2)$$

If we assume the same method of summation while matrix and transpose matrix multiplication. Where α, β, γ represents the error from multiplication by matrices G, B^T and A^T respectively.

The proof of this theorem is presented in Appendix 12

Notice that Euclidean norm of any matrix M is equal to the Euclidean norm of matrix M^T , so we can formulate the normwise boundaries

$$\|\hat{S} - S\|_1 \leq \|A^T\|_1 \|A\|_1 \|G\|_E^2 \|H\|_E \|B^T\|_E^2 \|X\|_E (2\alpha + 2\beta + 2\gamma + 1)\varepsilon + O(\varepsilon^2)$$

Notice that we can bound $\|A^T\|_1 \|A\|_1 \leq n^2 \|A^T\|_E \|A\|_E = n^2 \|A^T\|_E^2$ [11]. Then we have the error bound estimation for 2 dimensional Toom-Cook algorithm equal to

$$\|\hat{S} - S\|_1 \leq n^2 \|A^T\|_E^2 \|G\|_E^2 \|B^T\|_E^2 \|H\|_E \|X\|_E (2\alpha + 2\beta + 2\gamma + 1)\varepsilon + O(\varepsilon^2)$$

. Comparing it to the 1 dimensional Toom-Cook convolution 3 we can observe that error boundary for 2 dimension is approximately the square of the error of the 1D algorithm.

Corollary 2. *For linear summation in computing the dot product and for any elements in matrices A^T, G and B^T the componentwise boundary for 2 dimensional Toom-Cook convolution is equal to:*

$$|\hat{S} - S| \leq |A^T|(|G||H||G^T| \odot |B^T||X||B|)|A|(2n_h + 4n + 7)\varepsilon + O(\varepsilon^2)$$

and the normwise boundary is equal to

$$\|\hat{S} - S\|_1 \leq \|A^T\|_1 \|G\|_E \|H\|_E \|G^T\|_E \|B^T\|_E \|X\|_E \|B\|_E \|A\|_1 (2n_h + 4n + 7)\varepsilon + O(\varepsilon^2)$$

3.5. Components of the Toom-Cook error. The Toom-Cook error in Theorem 4) states that the bound is proportional to the product of three main terms: (a) the product of the norms of the three convolution matrices G , B^T and A^T ; (b) the product of the norms of the input x and kernel h ; and (c) the sum of the errors from the linear transforms α , β and γ .

The input x and kernel h can take on any value at execution time, so their norms can be arbitrarily large if the input and kernel have pathological values. Thus, the worst case error arising from the product of these norms can be arbitrarily large. However, most inputs and kernels are unlikely to have pathological values. The errors arising from the linear transforms are polynomial, as shown in equation 1.

The three matrices G , A^T and B^T are more problematic. As we describe in more detail in Section 4, G and A are (theoretically square although normally presented as rectangular) Vandermonde matrices, and B^T is the inverse of (the square version of) A^T . The product of the norms of a square Vandermonde matrix and its inverse grows at least exponentially with n [16]. Thus, our bound on the error grows at least exponentially with n .

3.6. Multiple channels. Note that DNN convolution is also normally computed across multiple input channels. Both there input and kernel have the same number of channels, and separate 1D or 2D convolutions are computed for each channel. The resulting vectors or matrices (for 1D or 2D convolution respectively) are summed across the channels to yield a single-channel result vector or matrix. The separate convolutions for each channel can be computed using Toom-Cook or indeed any convolution algorithm.

Toom-Cook convolution consists of three stages: pre-processing, pairwise multiplication, and post-processing. Lavin and Gray’s DNN convolution algorithm dramatically reduces the work of post-processing for multi-channel convolution. The post-processing step is a linear transform, so the sum of the transformed pairwise products is equal to the transform of the sum of the pairwise products. Thus the post-processing transform is applied just once after summing the pairwise products, rather than for separately for each input channel.

If we compute Toom-Cook convolution over C channels we add the results of pairwise products $\sum_{c=1}^C (Gh_c \odot B^T x_c)$ for 1 dimensional convolution and $\sum_{c=1}^C (GH_c G^T \odot B^T X_c B)$ for 2 dimensional convolution, we use the same matrices G and B^T on every channel. Then we have the error less than or equal to:

$$(7) \quad \|\hat{s} - s\|_1 \leq \|A^T\|_1 C \|G\|_{E\max_c} \|h_c\|_E \|B^T\|_{E\max_c} \|x_c\|_E (\alpha + \beta + \gamma + 1 + \lambda) \varepsilon + O(\varepsilon^2)$$

where h_c and x_c are the kernel and input vectors on channel c , α , β , γ represent the dot product errors and λ is the error provided by summation over channels.

For two dimensions we have:

$$(8) \quad \|\hat{S} - S\| \leq \|A^T\|_1 C \|G\|_{E\max_c} \|h_c\|_E \|G^T\|_E \|B^T\|_{E\max_c} \|x_c\|_E \|B\|_E \|A\|_1 (2\alpha + 2\beta + 2\gamma + 1 + \lambda) \varepsilon + O(\varepsilon^2)$$

4. TOOM-COOK ALGORITHM

In this section we describe the Toom-Cook algorithm for constructing the three matrices which define a particular convolution algorithm. The Toom-Cook algorithm is actually a method for generating these matrices rather than being specifically for convolution. Indeed the Toom-Cook matrices can be used for polynomial multiplication, long integer multiplication and/or convolution. The method is based on the idea of evaluating polynomials at given points and the Lagrange interpolation theorem. Toom [20] and Cook [6] provide details on the theoretical background. Parhi [17], Tolimieri [19] and Blahut [4] provide useful descriptions of using the Toom-Cook algorithm to perform convolution.

For convolution computations we use the following formulas for 1D and 2D convolutions:

$$(h * x)_{1D} = A^T (Gh \odot B^T x)$$

$$(H * X)_{2D} = A^T (GHG^T \odot B^T X B) A$$

ALGORITHM 1: Toom-Cook algorithm

```

Input:  $n_o$  - size of output,  $n_h$  - size of kernel, ;
 $a_1, \dots, a_n$  set of  $n$  different points
Output: Three matrices  $A^T$ ,  $G$   $B^T$  for Toom-Cook convolution
1  $n = n_o + n_h - 1$  ;
2 for  $i = 1$  to  $n$  do
3    $m^i(x) = \text{symbolic}(x - a_i)$ 
4 end
5  $M(x) = \prod_i m^i(x)$  ;
6 for  $i = 1$  to  $n$  do
7    $M^i(x) = \text{symbolic}(M(x)/m^i(x))$  ;
8    $N^i = \frac{1}{\prod_{j \neq i} (a_i - a_j)}$ 
9 end
10 for  $i = 1$  to  $n_o$  do
11   for  $j = 1$  to  $n$  do
12      $A^T[i][j] = (a_j)^{i-1}$ 
13   end
14 end
15 for  $i = 1$  to  $n$  do
16   for  $j = 1$  to  $n_h$  do
17      $G[i][j] = (a_i)^{j-1} * N^i$ 
18   end
19 end
20 for  $i = 1$  to  $n$  do
21   for  $j = 1$  to  $n$  do
22      $B^T[i][j] = M_j^i$ 
23   end
24 end

```

Where vector h is the 1D kernel, and x is the 1D input. Similarly, matrices H and X are the 2D kernel and input for 2D convolution.

The method of constructing matrices A^T , G and B^T is presented in Algorithm 1. To compute a 1D convolution of size n_o with the kernel of size n_h we need a input of size $n = n_h + n_o - 1$. As inputs to the algorithm we provide n different real points a_1, \dots, a_n and use them to construct n linear polynomials whose roots are equal to points $m^i(x) = x - a_i$, for $i = 1, \dots, n$. We compute polynomial $M(x) = (x - a_1) \dots (x - a_n)$ and polynomials used to compute Lagrange interpolation matrix $M^i(x) = M(x)/m^i(x)$ for $i = 1, \dots, n$.

The A^T matrix is a transposed Vandermonde matrix of size $n_o \times n$. We compute its elements as 0 to $n_o - 1$ powers of n selected points.

Next we construct the matrix G of size $n \times n_h$ in a very similar way.

Note that we scale one of the Vandermonde matrices by coefficients N^i to obtain matrices G and B^T . We find the coefficients N^i using the Euclidean algorithm [2]. Then we compute the elements of matrix G as the 0 to $n_h - 1$ powers of selected points multiplied by appropriate coefficient N^i . Finally the matrix B^T (scaled inverse Vandermonde matrix) is constructed by the polynomial $M^i(x)$ coefficients.

The general form of matrices obtained by the Toom-Cook algorithm is as follows:

$$G = \begin{bmatrix} 1 & a_1 * N^1 & \dots & a_1^{n_h-1} * N^1 \\ 1 & a_2 * N^2 & \dots & a_2^{n_h-1} * N^2 \\ \dots & \dots & \dots & \dots \\ 1 & a_n * N^n & \dots & a_n^{n_h-1} * N^n \end{bmatrix} \quad A^T = \begin{bmatrix} 1 & 1 & \dots & 1 \\ a_1 & a_2 & \dots & a_n \\ \dots & \dots & \dots & \dots \\ a_1^{n_o-1} & a_2^{n_o-1} & \dots & a_n^{n_o-1} \end{bmatrix}$$

$$B^T = \begin{bmatrix} M_0^1 & \dots & M_{n-1}^1 \\ \dots & \dots & \dots \\ M_0^n & \dots & M_{n-1}^n \end{bmatrix}$$

Note that the properties of *square* Vandermonde matrices are well understood [16], but the matrices G and A are rectangular, at least as presented above. However, G and A are rectangular in our version of the Toom-Cook algorithm only because of an optimization at the implementation level rather than because they rectangular at the fundamental algorithmic level.

The matrix G shown in Figure 1 has only three elements in each row, rather than four, because the kernel in the example has just $n_h = 3$ elements. An alternative, and equally correct representation of

the same construct would be to show matrix G with the full four elements per row, and the kernel h with a fourth element which is always zero. The fact that this fourth element is zero means that in our implementation we can safely eliminate the last column of the square Vandermonde matrix G . However, this is an implementation-level optimization rather than something that fundamentally affects the mathematics of Toom-Cook convolution.

Similarly, A^T in Figure 1 has just two rows rather than four, because in this example we compute an output block of size two. However, we could equally to show all four rows of the Vandermonde matrix A and discard two of the computed results.

Thus, the G and A matrices are mathematically full square Vandermonde matrices, but in practice we do not use all their elements. As mentioned in Section 3.5, Pan [16] has proven that the product of the norms of a Vandermonde matrix and its inverse grows at least exponentially with the size of n (where the elements of the matrix are real, not complex values). The product of the norms of A^T and B^T are elements of our analytic bound on the FP error. Therefore, our bound on the FP error of Toom-Cook convolution grows at least exponentially with n .

Recall that we can significantly reduce the cost of DNN convolution using Toom-Cook by processing larger output blocks at once (see Table 1). However, an FP error that grows *at least* exponentially with increasing block size will severely restrict our ability to use larger blocks. In the remainder of the paper, we propose several different methods to reduce the FP error of Toom-Cook convolution. None of these methods is able to solve the fundamental problem that the FP error rises at least exponentially with block size. However, we are able to significantly reduce the FP error, which can allow a larger block size to be used while maintaining a given level of error.

5. MODIFIED TOOM-COOK ALGORITHM

A common method to reduce the number of terms in the linear transforms of Toom-Cook convolution is to use the so-called *modified* version of the algorithm. In this section we show that as well as reducing the number of FP operations in the linear transforms, the modified algorithm also significantly reduces the FP error in Toom-Cook convolution.

Assume that we compute convolution for input size $n - 1$. Then increasing the input size to n we have to compute only the value of the last output element. In addition we can use the partial result for the last output element obtain using Toom-Cook algorithm and only add the component included new input point.

We assume that the size of kernel is fixed. We can solve the smaller problem size $n - 1$ using $M'(x)$ where $\deg(M'(x)) = \deg(M(x)) - 1$ and just add the missing value. With this approach we need $n - 1$ points instead of n used in Section 4 [17]. For clarity, the additional pseudo-point ∞ is used to indicate that the modified algorithm is being used. For simplicity let us denote the matrices constructed by Toom-Cook algorithm for input n as $G^{(n)}$, $B^{(n)T}$ and $A^{(n)T}$ and for modified Toom-Cook algorithm with input n as $G^{m(n)}$, $B^{m(n)T}$ and $A^{m(n)T}$.

The basic idea of the modified Toom-Cook algorithm for input n has two steps:

- Construct matrices $A^{(n-1)T}$, $G^{(n-1)}$ and $B^{(n-1)T}$ as for Toom-Cook for the problem of size $n - 1$.
- Fill the additional columns and rows by appropriate values to creat the final matrices.

$$G^{m(n)} = \begin{bmatrix} 1 & a_1 * N^1 & \dots & a_1^{n_h-1} * N^1 \\ 1 & a_2 * N^2 & \dots & a_2^{n_h-1} * N^2 \\ \dots & \dots & \dots & \dots \\ 1 & a_{n-1} * N^{n-1} & \dots & a_{n-1}^{n_h-1} * N^{n-1} \\ 0 & 0 & \dots & 1 \end{bmatrix} \quad A^{m(n)T} = \begin{bmatrix} 1 & 1 & \dots & 1 & 0 \\ a_1 & a_2 & \dots & a_{n-1} & 0 \\ \dots & \dots & \dots & \dots & \dots \\ a_1^{n_o-1} & a_1^{n_o-1} & \dots & a_{n-1}^{n_o-1} & 1 \end{bmatrix}$$

$$B^{m(n)T} = \begin{bmatrix} M_0^1 & \dots & M_{n-1}^1 & 0 \\ \dots & \dots & \dots & \dots \\ M_0^{n-1} & \dots & M_{n-1}^{n-1} & 0 \\ M_1 & \dots & M_{n-1} & 1 \end{bmatrix}$$

5.1. Modified Toom-Cook error analysis. Our Theorems 1 and 4 about error estimation apply both to Toom-Cook and modified Toom-Cook algorithms. However, we can distinguish error boundaries for Toom-Cook and modified Toom-Cook. In this section we present a floating point error analysis for modified version of Toom-Cook and show that it gives us tighter error bounds than Toom-Cook. As before, our error analysis is novel, but we rely on prior methods and results from Higham [11], Demmel [7], Pan [16] and the work of Bini and Lotti [3] on the error for fast matrix multiplication. The presented version of bounadies allow us to see exact difference in FP error for both algorithms.

For modified Toom-Cook algorithm we have some zeros elements in matrices that are independent of the parameters (points) we choose. The guaranteed properties of the modified Toom-Cook algorithm is that we have $n_h - 1$ zeros elements and a single 1 in the last row of G matrix, $n - 1$ zeros elements and a single 1 in the last column of B^T matrix and $n_o - 1$ zeros elements and 1 in last column of A^T matrix. In addition we can observe that Toom-Cook matrices for input $n - 1$ are sub matrices for modified Toom-Cook for input n .

Let us denote the real result vector of modified Toom-Cook algorithm for input n as $s^{m(n)}$ and convolution vector computing by modified Toom-Cook algorithm for input n by $\hat{s}^{m(n)}$, similarly denote the real result vector of Toom-Cook algorithm for input n by $s^{(n)}$ and computed result by $\hat{s}^{(n)}$. We put the vector $x^{(n-1)}$ as the vector of size $n - 1$ where $x_i^{(n-1)} = x_i^{(n)}$ for $i = 1 \dots n - 1$

Theorem 3. *The componentwise error for 1 dimensional modified Toom-Cook for q th element of output is bounded by:*

$$\begin{aligned} (9) \quad & |\hat{s}_q^{m(n)} - s_q^{m(n)}| = |A^{(n-1)T}_{q:}|(|G^{(n-1)}||h| \odot |B^{(n-1)T}||x^{(n-1)}|)(\alpha^{(n_h)} + \beta^{(n-1)} + \gamma^{(n-1)} + 1)\varepsilon + O(\varepsilon^2) \\ & \text{for } q = 1, \dots, n_o - 1 \\ & |\hat{s}_{n_o}^{m(n)} - s_{n_o}^{m(n)}| \leq \\ & (|A_{q:}^{T(n-1)}|(|G^{(n-1)}||h| \odot |B^{(n-1)T}||x^{(n-1)}| + \\ & |h_{n_h}||B_{n:}^{m(n)T}||x|)(\max\{\alpha^{(n_h)} + \beta^{(n-1)} + \gamma^{(n-1)} + 1, (\beta^{(n)} + 1)\} + 1)\varepsilon + O(\varepsilon^2) \\ & \text{for } q = n_o \end{aligned}$$

The proof of this theorem is presented in Appendix 13, along with corollaries for the case where $n_h \geq 3$.

5.2. Toom-Cook versus modified Toom-Cook. If we compare the formula of componentwise error of Toom-Cook convolution (3) and modified Toom-Cook convolution (9) we can observe that the error of modified Toom-Cook algorithm is smaller than of Toom-Cook algorithm. Firstly, the error provided by the dot product has tighter boundaries for modified Toom-Cook algorithm than for the Toom-Cook convolution algorithm, because of guaranted zeros in modified version matrices. We have $\alpha^{(n_h)} + \beta^{(n)} + \gamma^{(n)} + 1$ for Toom-Cook algorithm and $\alpha^{(n_h)} + \beta^{(n-1)} + \gamma^{(n-1)} + 1$ or $\beta^{(n)} + 1$ for the modified Toom-Cook algorithm, so assuming the same method of summation and any elements in all matrices the difference is equal to 2 for first $n_o - 1$ output points and at least 2 for the n_o th output point. We can see that the reduction in error does not spread uniformly over all output points.

Secondly, the value of the product of matrices norms $\|G\|_E \|A^T\|_1 \|B^T\|_E$ is significantly smaller in the modified version. We observe that the submatrices used for computing first $n_o - 1$ output points with input n in the modified Toom-Cook algorithm are exactly the same as in the Toom-Cook algorithm for input $n - 1$. Thus, we have the same error provided by matrix elements in modified Toom-Cook with input n as for Toom-Cook with input $n - 1$. That gives us an additional significant

reduction in error. For the last output point in modified Toom-Cook we have matrix elements that are the same in inverse order as for the row generated by point 0 in Toom-Cook for input n . The product $\|A^T\|_1\|G\|_E\|B^T\|_E$ for modified Toom-Cook is smaller than or equal to the corresponding product for Toom-Cook with the same input size if we use the 0 point in Toom-Cook algorithm. This, for the same sized convolution, modified Toom-Cook will normally have a significantly lower error than simple Toom-Cook.

6. EMPIRICAL MEASUREMENT OF FLOATING POINT ERROR

The formal error analysis that has appeared in earlier sections of the paper is a worst case analysis; that is it derives a bound on the worst case floating point error that can arise (in the absence of overflow). However, even if the worst case error is potentially very large, it is important to know something about the error that arises in practice. Almost all formal analyses of FP error are worst-case analyses. For example, all the analyses in Higham’s standard textbook on FP error are worst case [11, p. 48]. Studies of average case probabilistic FP error are possible in principle, but they rely on assumptions about the distribution of errors that are difficult to verify. For example, Kahan, who won the Turing award for his contributions to FP numerical analysis, has argued that FP rounding errors are typically not random, often correlated, and often behave more like discrete variable than continuous ones [13], which makes average case analyses unreliable.

The focus of our work is on understanding and reducing the FP error in fast DNN convolution. So rather than deal with the many pitfalls of formal average case analysis, we instead make empirical measurements of the FP errors.

To measure the error in Toom-Cook convolution, we first need the algorithm for a specific size, which is defined by n_h , n_o and the $n = n_h + n_o - 1$ real-valued *points* that are used to sample the polynomials corresponding to the input and kernel. We study tens of thousands of point selections and find that the values of these points has a huge impact on the FP error (see Section 7).

When generating the A^T , G and B^T matrices using these points, we represent all values as infinite precision fractions rather than floating point numbers. This allows us to generate exact values in each element of the convolution matrices. Once the elements have been generated, we then convert each value to the nearest representable floating point number. Recall that A^T , G and B^T are constant matrices, so we compute them as accurately as possible ahead of time.

In all tests we model the input and kernel values as random numbers with a uniform distribution in the range $(-1, 1)$, using the C++ standard library `uniform_real_distribution`. We compute the error as the L1 norm $\|\cdot\|_1$ between the result of the convolution, and an approximation of the numerically correct result. We find our *approximately correct* result starting with the random FP32 inputs, and computing the convolution using the simple *direct* convolution algorithm in 64-bit double precision floating point. We compute the error as norm $\|\cdot\|_{L1}$ from the difference between the result computed using the proposed method and our *approximately correct* result.

$$\|solution - solution_direct\|_{L1} = \sum_{i=0}^{n_o} |solution(s_i) - solution_direct(s_i)|$$

The input and kernel are random, so the error varies from one run to another. We therefore compute the average error arising from 5000 different random tests, which we have found to keep the results stable across multiple re-runs. In all experiments we use a kernel of size 3 for 1D and 3×3 for 2D convolution, which are the most common sizes in real DNNs.

7. SELECTING POINTS AND ORDER OF EVALUATION

The Toom-Cook method gives the mathematically correct result using any sufficiently large set of distinct sampling points. However, there is a large difference between the FP error using different sets of points and there is no known systematic method for selecting the best points to minimize the error [21]. The points we use have an impact on the norm of matrices G , A^T and B^T as well as for the values of α , β and γ in error formula in theorems (1) and (4).

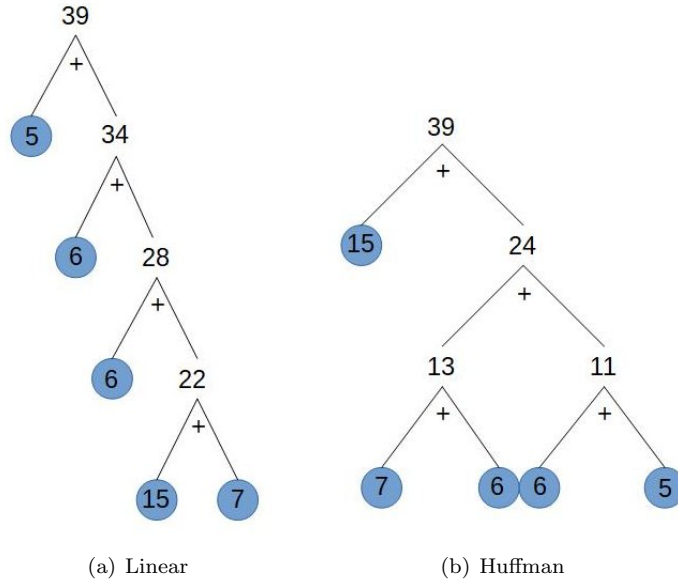


FIGURE 2. Linear and Huffman based summation method examples

There is some agreement in the research literature about selecting points that reduce the number of addition and scaling operations in the convolution, not about selecting points to reduce FP error. In this section we study the problem of selecting points experimentally. In the first stage we simply evaluated the random sets of points, and quickly discovered that (1) some sets of points are much better than others; and (2) not just the value of the points, but their ordering is important. The same set of points considered in a different order give quite different numerical errors.

7.1. Canonical summation order. The reason that different orderings of the same points give different answers is related to the order of evaluation. Different point orderings result in different orderings of the values within the A^T , G , B^T matrices. The pre-/post-processing steps of Toom-Cook convolution involve multiplying each of the input, kernel, and output by one of these matrices. If we change the order of entries in the matrix, then we change the order of evaluation at execution time, which causes different FP rounding errors. Some point orderings were better than others, but it was difficult to predict the good ones ahead of time.

Rather than searching different orderings of points, we propose to fix the order of evaluation, so that all orderings of the same set of points will be evaluated in the same order. The remaining problem is to pick a canonical order of evaluation that works well in practice. Each row of the A^T , G , B^T matrices is used to compute single dot product within a linear transform, and we specify a canonical ordering for evaluating each of these dot products. We build a Huffman [12] tree using the absolute values of each row, that is used to specify the order of summation. We also use simple heuristics to break ties between coefficients with the same absolute values.

A basic principle of accurate FP summation is to try to sum smaller values first, as shown in Figure 2. Our Huffman tree is based purely on the values of the rows of our constant matrices; we build the tree at the algorithm design time, when the input and kernel are unknown. Thus, our canonical evaluation order is not guaranteed to sum in increasing order of absolute value, because the execution time inputs might contain large or small values. But in practice our canonical ordering does much better than arbitrary orderings. We tested our approach with the setup describe in Section 6. Across a range of convolution sizes using various points we found roughly a 14% improvement in accuracy for 1D and 12% for 2D compared with the same selection of points in an arbitrary order.

Our canonical ordering has two main advantages. It reduces the FP summation error in the linear transforms by improving the order of evaluation. It also ensures that we get the same error if we evaluate the same set of *points* in different orderings; the order of evaluation is determined by the Huffman tree, not by the order in which the points are presented. This makes it much easier for is to search empirically for good sets of *points* because we need only consider their value, not their ordering.

7.2. Modified Toom-Cook and ∞ . Our analysis in Section 5 showed that the FP error bound for modified Toom-Cook convolution is lower than for standard Toom-Cook convolution. The modified algorithm introduces an extra implicit pseudo-*point* which by convention is referred to as ∞ . Selecting ∞ as one of the *points* indicates that the modified algorithm should be used rather than the standard one.

We empirically compared the numerical error of convolution algorithms generated by the Toom-Cook and modified Toom-Cook methods. The error is extremely sensitive to the other *points* that are selected. However, for a given point set of *points*, replacing one of the *points* with the ∞ pseduo-point almost always reduces the error. For sets of points that otherwise result in a low error, we observed that modified Toom-Cook gave a reduction in numerical error from 20% for kernel size 3 and output size 16, to over 70% for kernel size 3 and output 2. Throughout the remainder of the paper, we use the ∞ pseduo-point to indicate where the modified algorithm is used.

7.3. Choosing Points. We empirically evaluated tens of thousands of random selections of values for the *points* that are used to construct the G , A^T and B^T matrices that are used to perform the linear transforms. We quickly found that it is very easy to find sets of points that cause huge FP errors, and rather more difficult to find better points.

There is, however, some common wisdom in the literature on how to select points to reduce the cost of scaling and addition operations in the linear transforms. In general, the points $\{0, -1, 1, \infty\}$ are good for reducing these costs, assuming that the code to implement convolution exploits these values. Multiplication by 1 or -1 can simply be skipped, and multiplication by zero allows both the scaling and addition to be skipped. Fortunately, eliminating floating point operations also eliminates their associated error, so these points are also suitable to reducing FP error.

Problems start to arise where we need more than just these four basic points. In general, researchers agree that selecting small simple integers and fractions are good choices for reducing the required number of scalings and additions. We also found this type of points to be good for reducing the FP error. But there is no agreed method in the literature for selecting between different values such as $2, -2, \frac{1}{2}, -\frac{1}{2}, \frac{3}{2}, \frac{2}{3}$, etc.

To help us find good sets of these simple values to reduce the FP error, we developed the following rules which act as a heuristic to guide our search. The size of the kernel and output block determine the number of points needed. We start with the basic points $\{0, -1, 1, \infty\}$, which work well when four points are needed. We perform our search for good sets of good points for output n based on the good sets of points for output $n - 1$. We establish a set of potentially interesting points according to below rules as rationals with numerator $\in \{-4, -3, -2, -1, 0, 1, 2, 3, 4\}$ and denominator $\in \{1, 2, 3, 4\}$. This gives us a set P of 23 possible points. Since the number of all subsets size n from 23 elements set is much too big to check all possibilities, we perform the computations only for selected ones. Our inductive algorithm to find a good set of points is as follows:

- We start with a set P_{n-1} of $n - 1$ good points a_1, \dots, a_{n-1}
- We construct new sets of points by adding a_n
 $P_{n-1} \cup \{a_n\} \forall a_n$ such that $a_n \in P$ and $a_n \neq a_i \forall i = 0, \dots, n - 1$
- If n is even number we construct a new sets of points by dropping a_j and adding two new points a_k and $-\frac{1}{a_k}$
 As the n is the even number we have at least one point a_j without simmetric one that is $a_j \in P_{n-1}$ and $-\frac{1}{a_j} \notin P_{n-1}$. We drop the point a_j and add instead all pairs a_k and $-\frac{1}{a_k}$
 $P_{n-1} \setminus \{a_j\} \cup \{a_k, -\frac{1}{a_k}\} \forall a_k \in P, a_k, -\frac{1}{a_k} \neq a_i \forall i = 0, \dots, n - 1$
- if there are different sets of points for $1D$ and $2D$ we checked both sets for $1D$ and $2D$ parallel

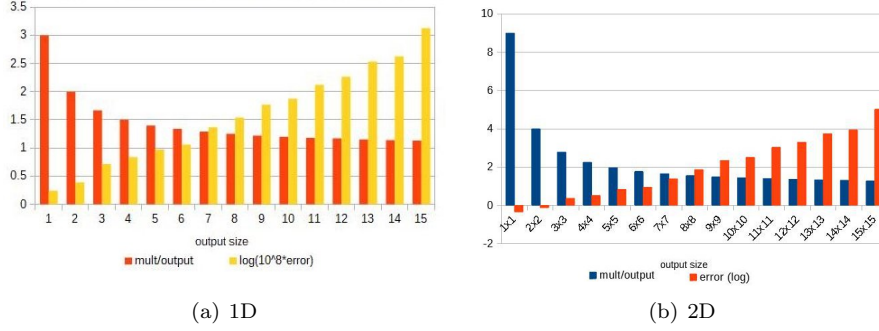


FIGURE 3. Number of multiplication and error for single output point for different input block sizes in one- and two-dimensional Toom-Cook convolution

The resulting sets of “good” points are presented in Table 2. The basic four points are always $\{0, -1, 1, \infty\}$. Table 2 shows that when we add a fifth point, we found empirically that $\frac{1}{2}$ is the best point to add for both 1D and 2D convolution. Occasionally, when moving to the next larger number of points we remove an existing point and add two new ones, such as when we add the eight point for 1D convolution. Note that the FP error grows rapidly with the number of points. The error is the average error per value in the result of the convolution, meaning that the increased error is due to the algorithm becoming less accurate with more *points*. The growth in error appears to be roughly exponential in the number of points in practice. However, the growth in error is not smooth see figure 4.

If we consider the growth in 1D error from 7 to 8 points, the error grows from $9.35E - 08$ to $1.15E - 07$, which is a factor of around $1.12\times$. In contrast the growth in error from 8 to 9 points is $1.15E - 07$ to $2.34E - 07$, which is a factor of $2.03\times$. This is not a coincidence. The empirically good solution that we found when seven points are used for 1D convolution is $\{0, -1, 1, \infty, \frac{1}{2}, -3, -\frac{1}{2}\}$. In contrast when eight points are needed, the good solution is $\{0, -1, 1, \infty, \frac{1}{2}, 2, -\frac{1}{2}, -2\}$. Among the eight points there is a symmetry between the four values $\{\frac{1}{2}, 2, -\frac{1}{2}, -2\}$, which are negations and reciprocals of one another. As we discuss in Section 7.4, these symmetries between different points tend to reduce the FP error.

In contrast, where 7 points are needed, the points $\{\frac{1}{2}, -3, -\frac{1}{2}\}$ do not cancel in the same way, and so the error for seven points is larger than a smooth growth in error with points would suggest. Note that the appearance of the point -3 as the sixth selected point for 1D convolution was a great surprise to us. Given that the fifth selection was $\frac{1}{2}$, we expected that the best additional value for six points would be one of $\{2, -\frac{1}{2}, -2\}$; indeed that is what we see among the good six points for 2D convolution. We investigated the selection of the point -3 carefully, and found that it was consistently selected across many re-runs of the experiments. However, we also find that -3 yields only a very slightly smaller error than more obvious selections such as $\frac{1}{2}, 2$ or -2 . For 2D convolution, small differences mean that -3 is slightly worse than $\frac{1}{2}, 2$ or -2 and is not selected.

Unexpected points tend to emerge when the number of points to be selected is not a multiple of four. When four points are needed there is no question but that the best set is $\{0, -1, 1, \infty\}$. Similarly, when eight points are needed the clear winner is $\{0, -1, 1, \infty, \frac{1}{2}, 2, -\frac{1}{2}, -2\}$ across all our experiments. However, if we already have four points and we want to add a fifth, the selection is more difficult. Any of the points $\frac{1}{2}, 2, -\frac{1}{2}$ or -2 result in very similar FP errors. Any of the four could be selected with good results. However, when we use just one of these points in isolation we do not benefit from the symmetries between them. As a result the FP error tends to jump sharply when we add an extra point to an existing group of points whose size is a multiple of four.

In section 4 we showed that the bound on the worst case error grows at least exponentially with the size of n , which is also the number of *points* used in the algorithm. One might hope that in practice

TABLE 2. Example points for Toom-Cook method computations in $fp32$ with kernels of size 3 (for 1D) or 3×3 (for 2D)

Number of points	Points 1D	Error 1D	Output size 1D	Points 2D	Error 2D	Output size 2D
0	Direct convolution	1.75E-08	1	Direct conv.	4.63E-08	1×1
4	$0, -1, 1, \infty$	2.45E-08	2	$= 1D_4$	7.65E-08	2×2
5	$\frac{1}{2}$	5.19E-08	3	$= 1D_5$	2.35E-07	3×3
6	-3	6.92E-08	4	-2	3.29E-07	4×4
7	$-\frac{1}{2}$	9.35E-08	5	$-\frac{1}{2}$	6.81E-07	5×5
8	$\setminus \{-3\}, \cup \{-2, 2\}$	1.15E-07	6	$= 1D_8$	8.79E-07	6×6
9	$-\frac{1}{4}$	2.34E-07	7	$= 1D_9$	2.43E-06	7×7
10	4	3.46E-07	8	$= 1D_{10}$	7.35E-06	8×8
11	$\frac{1}{4}$	5.91E-07	9	$\setminus \{0\}, \cup \{\frac{3}{4}, -\frac{4}{3}\}$	2.2E-05	9×9
12	$\setminus \frac{1}{4}, \cup \{\frac{3}{4}, -\frac{4}{3}\}$	7.51E-07	10	$= 1D_{12}$	3.22E-05	10×10
13	$\frac{1}{4}$	1.32E-06	11	$= 1D_{13}$	1.09E-04	11×11
14	$\setminus \{\frac{3}{4}, -\frac{4}{3}\}, \cup \{-\frac{3}{4}, \frac{4}{3}, -4\}$	1.84E-06	12	$= 1D_{14}$	1.99E-04	12×12
15	$\setminus \{0\} \cup \{\frac{2}{3}, -\frac{3}{2}\}$	3.42E-06	13	$\setminus \{0\} \cup \{\frac{3}{4}, -\frac{4}{3}\}$	5.54E-04	13×13
16	0	4.26E-06	14	0	8.8E-04	14×14
17	$-\frac{2}{3}$	1.35E-05	15	$\setminus \{\frac{3}{4}, -\frac{4}{3}\} \cup \{\frac{2}{3}, -\frac{3}{2}, \frac{3}{2}\}$	1.07E-02	15×15
18	$\frac{3}{2}$	2.24E-05	16	$= 1D_{18}$	1.93E-02	16×16

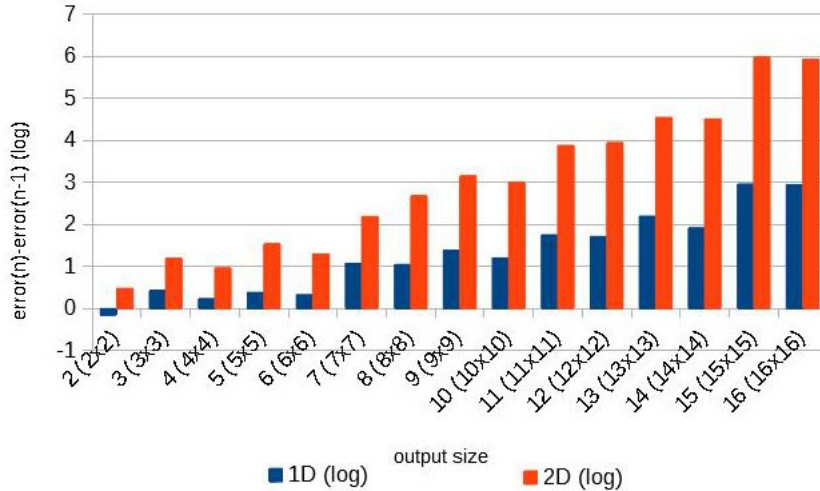


FIGURE 4. Increasing of error in 1 and 2 dimensional Toom-Cook convolution

the error might grow more slowly than this worst case bound. When we examine the measured errors in Figure 4 we see that even using good point selections the measured error increases roughly exponentially with the size of the convolution. The average measured error grows at a rate that is compatible with the worst-case bound.

Our analysis in Section 3.4 also suggested that the FP error for 2D convolution would grow quadratically more quickly than the error for 1D convolution. In Figure 4 we observe that the error for 1D convolution with 18 points is around 1280 times larger error than the error for direct 1D convolution. For 2D convolution, the corresponding error is over 550,000 times larger.

7.4. Discussion of point selection. Based on the point selections in Figure 4 and on many other point selections that give much larger FP errors, it is possible to explain why some points are better than others. The four basic values $\{0, -1, 1, \infty\}$ are almost always good choices. In particular 0 and ∞ result in zero values in the A^T , G , and B^T matrices, which cause no FP error. But other point selections require more explanation.

The points are used to construct the G , A^T and B^T matrices. The rows of these matrices are used to compute the linear transforms, as dot product operations. In the dot product operation FP errors arise from both the multiplication of corresponding elements and the summation of the products.

If we want to minimize the FP error from multiplication, then ideally the elements of G , A^T and B^T will be (positive or negative) powers of two. In a binary floating point system, a power of two has just a single digit in its exponent, and multiplying by a power of two causes no floating point rounding error (at least in the absence of under/overflow). The next best thing to a power of two is a number with just two digits in the exponent, such as ± 3 . In many cases multiplying by 3 will not cause a FP rounding error, simply because there may be enough digits in the product to fit within the mantissa of the FP representation. In contrast $\frac{1}{3}$ will give large multiplication errors, because it cannot be exactly represented in binary FP, and its approximation has many digits in the mantissa. We call this a *representation error*.

To reduce the FP error arising during summation, different criteria are important. In general, we keep the summation error low when we add numbers of a similar magnitude [11]. However, if we pick points that are powers of 2, such as 4 or 8, then in the Vandermonde matrices G and A these values will be raised to successive powers, with the result that the scaled values will have very different magnitudes. Assuming that each of the elements of the input, kernel and output have a similar distribution, using scaling factors with very different magnitudes tends to result in large FP errors in the summation. Thus, to reduce the summation errors caused by the Vandermonde matrices, points that are close to 1 are preferable because when raised to powers the resulting value will remain close to 1.

A third complication arises for the B^T matrix, which is constructed by computing the product of linear polynomials of the form $x - a_i$, where each a_i is one of the *points* (see Algorithm 1, lines 2-5). For example, if two of the points were 2 and -2, then we would have two linear polynomials of the form $x + 2$ and $x - 2$. A well known algebraic identity is that $(a + b)(a - b) = a^2 + 0ab - b^2 = x^2 - y^2$. Thus, selecting symmetric pairs of points of the form $a, -a$ tend to simplify the coefficients of the polynomials that become the elements of the B^T matrix.

A similar phenomenon arises with pairs of points that are reciprocals of one another. When we compute the product of linear polynomials containing $\frac{a}{b}$ and $\frac{b}{a}$, the numerators and denominators cancel and in the simplest case yield a product of 1. Thus, pairs of symmetric points that are reciprocals of one another tend to reduce the error.

Fourthly, the differences in values between pairs of selected *points* has an important impact on the values in the G matrix and thus on the FP error. The matrix G is made up of two components, as described in section 4. The main component of G is a Vandermonde matrix, where the elements are successive powers of the selected *points*. However, the elements of G are also scaled by another vector, N (see Algorithm 1, line 8 and lines 15-19). The elements of N are based on the products of the difference between pairs of *points*. Thus, when selecting a set of points, we must consider the differences between pairs of points. For example, the point 3 may seem a rather unpromising point based on our existing criteria. However, our set of points always includes the points 1 and -1. This creates the differences $3 - 1 = 2$ and $3 - (-1) = 4$. Both of these differences are powers of 2, which, as we have seen, tend to reduce the FP error in other ways.

The interaction of these four major factors causes some point selections to be more suitable than others when attempting to reduce the FP error.

8. MIXED-PRECISION PRE-/POST-PROCESSING

We often apply the same kernel to the set of many different inputs. Similarly we often compute convolution with different kernels for the same input data. Thus, the pre-/post processing of each

input, kernel and output are done just once, whereas the transformed data is used many times. One way to improve accuracy is to use a mixed-precision algorithm, where the pre-/post processing is done in higher precision, while the inner loops that perform the pairwise multiplication are computed in standard precision. This approach lowers the value of machine epsilon ε for the linear transforms in the error formula in Theorems (1) and (4).

The cost of computing in higher precision is significant. Modern processors typically use vector arithmetic units, and the throughput of double precision (FP64) is normally just half of single precision (FP32). On graphics processing units (GPUs) the disparity can be much larger. Furthermore, data conversions between single and double precision might be needed, which further increase the computing cost. However, if the pre-/processed data is used enough times, the cost of pre-/processing for each use will be small.

Table 3 shows the point selection and measured errors for a mixed-precision Toom-Cook that performs the pre-/processing in FP64 and all other processing in FP32. We found that the mixed precision algorithm reduced the error in both 1D and 2D by up to around a half see figure 5. The result is that for the same level of error, the mixed-precision algorithm can often allow an output size that is one larger. We observe that in most cases the same sets of points worked best for convolution computed in FP32 and in mixed precision. Where there are differences, in most cases this is the result of a slight difference in the order in which points are selected when the number of points is odd. In the mixed-precision rounding errors during the pre-/post processing steps become a little less important because intermediate values are represented in FP64.

TABLE 3. Example points for Toom-Cook method computations in $fp32$ with transforms in $fp64$ with kernels of size 3 (for 1D) or 3×3 (for 2D)

Number of points	Points 1D	Error 1D	Output size 1D	Points 2D	Error 2D	Output size 2D
0	Direct convolution	1.75E-08	1	Direct conv.	4.63E-08	1×1
4	$0, -1, 1, \infty$	1.87E-08	2	$= 1D_4$	5.27E-08	2×2
5	3	3.66E-08	3	$= 1D_5$	1.62E-07	3×3
6	$-\frac{1}{2}$	4.41E-08	4	$1D_6$	2.14E-07	4×4
7	$\frac{1}{2}$	6.09E-08	5	$= 1D_7$	3.69E-07	5×5
8	$\setminus\{3\}, \cup\{-2, 2\}$	6.97E-08	6	$= 1D_8$	5.18E-07	6×6
9	$-\frac{1}{4}$	1.55E-07	7	4	3.39E-06	7×7
10	4	2.09E-07	8	$= 1D_{10}$	4.41E-06	8×8
11	-4	3.64E-07	9	$\setminus\{0\}, \cup\{\frac{3}{4}, -\frac{4}{3}\}$	1.27E-05	9×9
12	$\setminus\frac{1}{4}, \cup\{\frac{3}{4}, -\frac{4}{3}\}$	4.50E-07	10	$= 1D_{12}$	1.89E-05	10×10
13	$\frac{1}{4}$	8.25E-07	11	-4	6.38E-05	11×11
14	-4	1.11E-06	12	$= 1D_{14}$	1.14E-04	12×12
15	$\setminus\{0\} \cup\{\frac{2}{3}, -\frac{3}{2}\}$	2.17E-06	13	$\setminus\{0\} \cup\{-\frac{3}{4}, \frac{4}{3}\}$	3.08E-04	13×13
16	0	2.78E-06	14	0	4.95E-04	14×14
17	$-\frac{2}{3}$	8.43E-06	15	$\setminus\{\frac{3}{4}, -\frac{4}{3}\} \cup\{\frac{2}{3}, -\frac{3}{2}, \frac{3}{2}\}$	5.93E-03	15×15
18	$\frac{3}{2}$	1.39E-05	16	$= 1D_{18}$	1.04E-02	16×16

9. MULTIPLE CHANNELS

The proposed techniques up to this point of the paper have been for simple 1D or 2D convolution with a size 3 or 3×3 matrix respectively. However, an important feature of convolution in deep neural networks is multiple channels. Convolution inputs and kernels typically have something between 3 and 1024 channels. When performing convolution, a separate 1D or 2D convolution is performed at each channel, and then the results of each separate convolution is summed with the corresponding values in the other channels see figure 6. The obvious way to implement summation across channels is

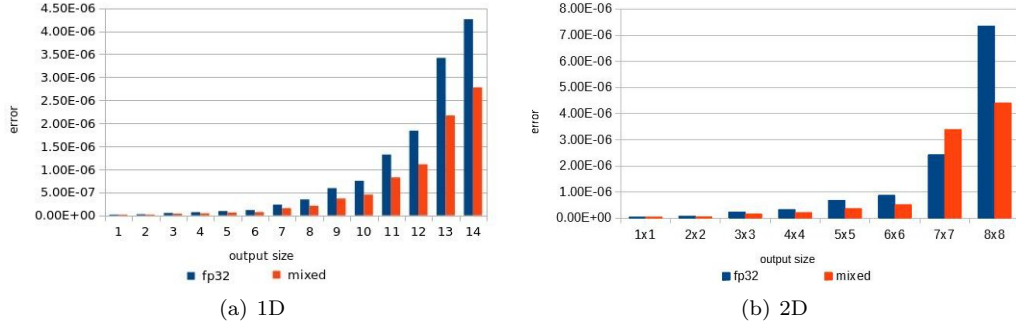
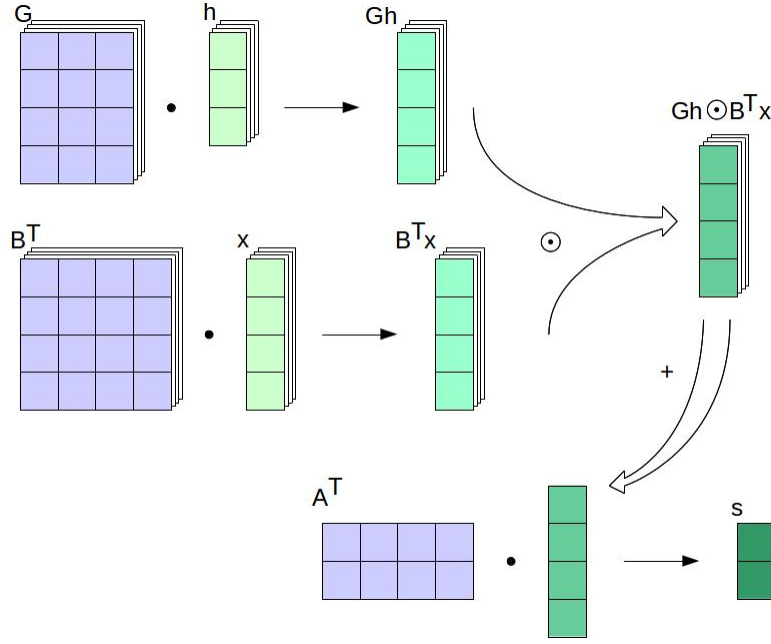
FIGURE 5. Error of Toom-Cook convolution in mixed $fp32$ and $fp64$ precision

FIGURE 6. Toom-Cook convolution over multiple channels

to perform the complete convolution separately on each channel, and sum the results. However, this would require that the post-processing linear transform is applied on each channel, which is a relatively expensive operation. Lavin and Gray [15] observed that the items can be summed *before* the linear transform, so that the post-processing step need be applied only to the sum. Therefore, in order to perform convolution over multiple channels we have to sum up the results of pairwise multiplication before we apply the transposition represented by A^T matrix. The convolution is computed according the following formulas:

$$A^T \left(\sum_{channels} (Gh \odot B^T x) \right)$$

$$A^T \left(\sum_{channels} (GHG^T \odot B^T X B) \right) A$$

As a result, the floating point error from DNN convolution is not just the error of the 1D or 2D convolution, but also the error from summing across channels. This is important for two reasons.

First, if using Toom-Cook convolution increases the numerical error. The impact of summation over channels in error formulas (7) and (8) is represented by λ .

Second, there are well-known techniques for reducing the error from summation. If we reduce the error of summation, this may offset some part of the loss of accuracy arising from Toom-Cook convolution.

In section 8 we proposed a mixed precision algorithm that does pre-/post-processing in higher precision. However, this is not a suitable approach to increase the accuracy of the summation across channels. The summation across channels is in the inner-most loop of DNN convolution, so we cannot afford to double its cost. We instead propose using the well-known pairwise summation algorithm [14] for summation across channels. Pairwise summation changes the order of evaluation in summation, but does not require higher precision or an increase in arithmetic operations.

When summing n FP inputs, the worst case error from simply accumulating to a single variable is $O(n)$. In contrast, the pairwise summation algorithm has a worst case error of just $O(\log_2 n)$ [14]. Given our existing error bound for Toom-Cook convolution with multiple channels, we can formulate the effect of using pairwise summation rather than linear summation.

Corollary 3. *The error for 1D convolution based on theorems (1) and (4), using linear summation across channels is:*

$$(10) \quad \|\hat{s} - s\|_1 \leq \|A^T\|_1 \|G\|_E \|B^T\|_E \|h\|_E \|x\|_E (\alpha + \beta + \gamma + C)\varepsilon + O(\varepsilon^2)$$

For pairwise summation across channels, the corresponding error is:

$$(11) \quad \|\hat{s} - s\|_1 \leq \|A^T\|_1 \|G\|_E \|B^T\|_E \|h\|_E \|x\|_E (\alpha + \beta + \gamma + \lfloor \log(C) \rfloor + 2)\varepsilon + O(\varepsilon^2)$$

As we can observe comparing formulas (10) and (11) we have smaller overall error when we use the pairwise summation over channels than for linear summation.

Tables 4, 5, 6, 7 and figures 7 8 present measured errors for Toom-Cook convolution with just a single channel, with 32 channels, and with 64 channels. We see that the error per output value for 64 input channels is much larger than the error for just a single input channel. But the error is around 2–20 times larger, not 64 times larger. The reason is that there can be errors in each of the 1D or 2D convolutions for each channel, but when these values are summed, some of the errors cancel one another.

Our results presented in tables 4, 5, 6, 7 and figures 7 8 show that pairwise summation can reduce the total floating point error by around 20%–50%. This is similar to the improvement that we can achieve with our mixed precision algorithm from Section 8. Using pairwise summation does not dramatically reduce the FP error, but it may be a useful way to get a small improvement when using Toom-Cook with a large output block size.

TABLE 4. Toom-Cook over multiple channels in *fp32* — error per single output point for 1 dimension convolution

Output size	1 channel	32 channel	32 channel pairwise sum	64 channel	64 channel pairwise sum
1	1.75E-08	2.74E-07	1.90E-07	5.12E-07	2.87E-07
2	2.45E-08	3.80E-07	2.71E-07	7.03E-07	4.00E-07
3	5.19E-08	7.08E-07	5.11E-07	1.28E-06	7.59E-07
4	6.92E-08	8.35E-07	6.17E-07	1.48E-06	9.18E-07
5	9.35E-08	1.09E-06	8.35E-07	2.00E-06	1.24E-06
6	1.15E-07	1.31E-06	9.79E-07	2.34E-06	1.47E-06
7	2.34E-07	2.90E-06	2.16E-06	5.21E-06	3.20E-06

TABLE 5. Toom-Cook over multiple channels in *fp32* - error per single output point for 2 dimensional convolution

Output size	1 channel	32 channel	32 channel pairwise sum	64 channel	64 channel pairwise sum
1×1	4.63E-08	5.25E-07	3.95E-07	9.44E-07	5.83E-07
2×2	7.65E-08	9.05E-07	6.47E-07	1.65E-06	9.59E-07
3×3	2.35E-07	2.87E-06	2.09E-06	5.33E-06	3.11E-06
4×4	3.29E-07	3.60E-06	2.70E-06	6.56E-06	3.98E-06
5×5	6.81E-07	7.78E-06	5.71E-06	1.41E-05	8.57E-06
6×6	8.79E-07	9.48E-06	7.12E-06	1.71E-05	1.04E-05
7×7	2.43E-06	4.66E-05	3.41E-05	8.41E-05	5.09E-05

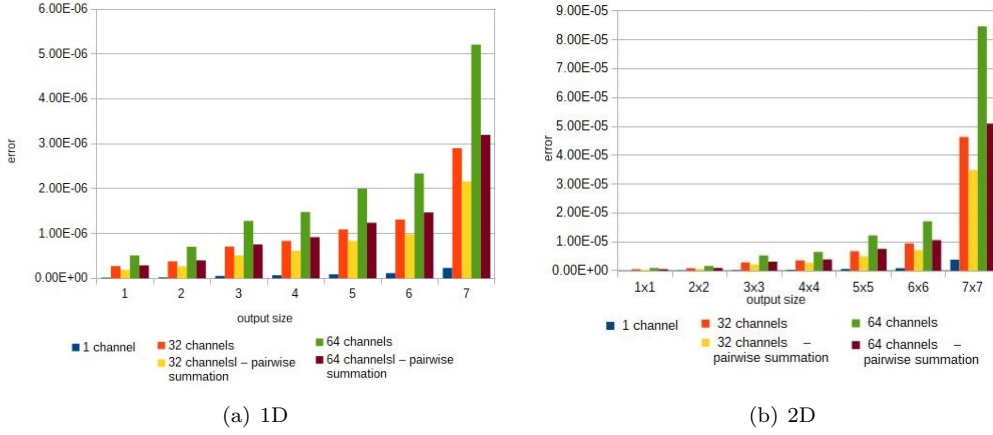

 FIGURE 7. Error for different input block sizes in *fp32* over 1, 32 and 64 channels for Toom-Cook convolution

 TABLE 6. Toom-Cook computation in *fp32* with transforms in *fp64*- error per single output point for 1 dimension convolution

Output size	1 channel	32 channel	32 channel pairwise sum	64 channel	64 channel pairwise sum
1	1.75E-08	2.73E-07	1.90E-07	5.15E-07	2.88E-07
2	1.87E-08	3.60E-07	2.31E-07	6.73E-07	3.58E-07
3	3.66E-08	6.50E-07	4.39E-07	1.20E-06	6.72E-07
4	4.41E-08	7.45E-07	5.16E-07	1.41E-06	7.86E-07
5	6.09E-08	1.00E-06	6.98E-07	1.92E-06	1.06E-06
6	6.97E-08	1.17E-06	7.90E-07	2.18E-06	1.20E-06
7	1.55E-07	2.60E-06	1.80E-06	4.91E-06	2.75E-06

10. RELATED WORK

Lavin and Gray [15] wrote the seminal paper on applying fast algorithms for small, fixed-sized convolution to deep neural networks. They showed how to apply 2D versions of these algorithms to DNN convolution with multiple input and output channels, and how to amortize the cost of pre-/post-processing over many convolutions. Although they used the Toom-Cook method to generate their core

TABLE 7. Toom-Cook computation in *fp32* with transforms in *fp64*- error per single output point for 2 dimensional convolution

Output size	1 channel	32 channel	32 channel pairwise sum	64 channel	64 channel pairwise sum
1×1	4.63E-08	5.25E-07	3.95E-07	9.48E-07	5.85E-07
2×2	5.27E-08	8.51E-07	5.54E-07	1.59E-06	8.48E-07
3×3	1.62E-07	2.70E-06	1.80E-06	5.13E-06	2.75E-06
4×4	2.14E-07	3.60E-06	2.36E-06	6.68E-06	3.61E-06
5×5	3.69E-07	6.06E-06	4.07E-06	1.14E-05	6.17E-06
6×6	5.18E-07	8.48E-06	5.64E-06	1.59E-05	8.53E-06
7×7	3.39E-06	2.91E-05	4.21E-05	8.03E-05	4.34E-05

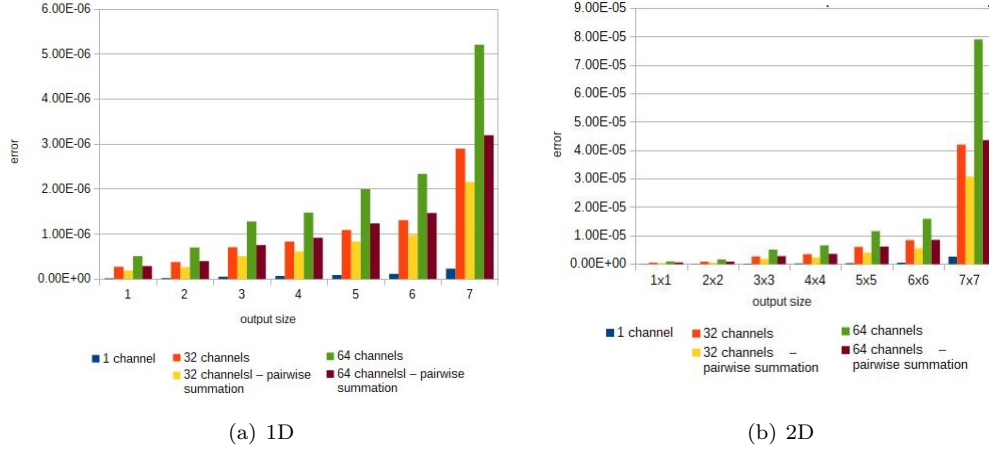


FIGURE 8. Error for different input block sizes in mixed *fp32* and *fp64* precision over 1, 32 and 64 channels for Toom-Cook convolution

convolution algorithms, they referred to it as Winograd convolution, and that has become the accepted term in the DNN literature.

By far the closest existing work to ours is from Vincent et al. [21]. They propose to scale convolution matrices to reduce the condition number of the Vandermonde matrices. They demonstrate that this approach can reduce the error number in exactly one case: convolving a 5×5 kernel to create a 9×9 output block. Further they showed that this improved matrix could be used to successfully for training a DNN. However, they did not provide a method for choosing good scaling factors. Our approach to reducing FP error is equally empirical, but we focus on constructing good convolution matrices rather than improving them after construction. We measured the error for our 5×5 , 9×9 (with 13 *points*) convolution matrices and compared it with Vincent et al.'s solution. We found that our convolution matrices yield an error that is around 45% lower (better) than Vincent et al.'s.

The idea of applying the Toom-Cook algorithm to compute convolution was investigated and in great detail by Schmueel Winograd [23]. He focused on the low complexity of Toom-Cook convolution, and proved that it is optimal with respect to the number of general multiplications. Winograd developed his own method of generating short convolution algorithms based on the Chinese remainder theorem. Winograd's method can create a much larger set of algorithms than Toom-Cook, including algorithms that are not optimal with respect to general mutliplications.

To the best of our knowledge, this paper is the first that presents a theoretical analysis of the numerical error of Toom-Cook convolution. We demonstrate that the algorithm is unstable because the properties of algorithm parameters matrices we use (G , B^T , A^T). We formulate the boundaries of the floating point errors for 1 and 2 dimensional kernels and inputs so we can reasonable choose what we should focus on to improve the accuracy. We formulated the error boundaries for Toom-Cook convolution using similar techniques to those used for another bilinear problem: the fast matrix multiplication, error estimation by Bini and Lotti [3], Demmel et al. [7] and [1]. We show that algorithm is unstable and how the error depends on each component.

As we can see from our errors formulation, the stability of the Toom-Cook convolution depends directly on the values of the matrices G , A^T and B^T not only on input and kernel values and sizes. While it has been empirically observed and theoretically proven that the condition number of square Vandermonde matrices containing real (not complex) points increases exponentially, to our knowledge there is no theoretically-sound method for choosing the best points. There are some more specific boudaries for particular sets of points, i.e. harmonic, equidistance, positive, in range $(-1, 1)$ [11] and complex points [16]. The way we choose points in our tests allow us to obtain sets of good points for specific input and kernel sizes, but points were find to be good empirically do not follow any of these simple patters. In general, minimizing the numerator and denominator works well, but it is not always the best approach. The floating point representation [10] [11] and symmetry of reciprocal and inverse points [5] [9] matters as well.

In our search for the best points, we studied a wide range of literature on the conditiining of Vandermonde matrices dating from the last 40+ years [16] [9] [8] [11] and Toom-Cook algorithm [5] [18]. We took under consideration all theoretical results we found while developing our strategy for finding good points. Since there is not any clear pattern of points to choose, the lack of theoretical background on Vandermonde inverse matrix norm did not allow us to present any more advanced analysis.

We implement some techniques to decrease the other components of error boundary. The Huffman based method of summation allows to increase the error while computing dot product by binary not linear addition. In contrast to pairwise summation we build the tree by choosing the smallest elements for summation operation on each stage of the algorithm that lead to smaller final result perturbations. In addition we investigate the mixed precision approach. Since we use all kernels and input subblock several times we can perform the pre-processing operation time ahead in double precision. The time we use for pre-/post-processing is amortized over multiple uses of each kernel and input subblock. We use double precision computation for post processing operation as well. We apply this transform after summing results over channels, so the costs of it is not big if spread over number of channels. While performing addition over multiple channels we put to use the pairwise summation algorithm instead of linear one. It helped to reduce summation error during this operation.

Some work on Toom-Cook optimality was done by M. Bodrato [5]. He focused on the optimality of this algorithm applied to the polynomial multiplication problem, as measured by the number of operations required. Improving the floating numerical accuracy of the result was not a goal of Bodrato's work, and no data data is provided of the effect of the proposed techniques on numerical accuracy. In contrast, our work studied Toom-Cook algorithm application for the DNN convolution problem; we consider a much bigger variety of input sizes and additional factors that have an impact on accuracy like floating point precision. However, as we have shown, reducing the number of operations required for the pre-/post-processing steps can improve numerical accuracy. Just as we found that symmetric points can improve numerical accuracy, Bodrato found that such points could reduce the number of required operations.

11. CONCLUSIONS

We present an analysis of 1D and 2D Toom-Cook convolution with multiple channels for DNN convolution. We show that the worst case floating point error bound grows at least exponentially with

the input size. Our empirical measurements of the FP error also grow roughly exponentially with n , demonstrating that severe numerical accuracy problems do not arise just in the worst case.

We identified the main error components of the algorithm and developed strategies to address each part. We analyzed the error for modified Toom-Cook and showed that the error is significantly smaller than the error of the standard Toom-Cook convolution algorithm. For $n_o - 1$ outputs points the error of the modified version of the Toom-Cook convolution algorithm with input n is equal to the error of Toom-Cook algorithm with input n .

We observed that using modified version reduces the error by 20% to over 70%. We found no good reason not to use the modified algorithm.

The selection of *points* is crucial to the accuracy of Toom-Cook convolution. A complication in selecting points is that both the order and value of the selected points affects the error. We propose a canonical evaluation order based on Huffman trees that allows us to focus just on the value of points regardless of their ordering. This allows us to greatly reduce the search space of points, while at the same time our Huffman tree summation in the linear transforms reduces the FP error by 12% – 14%.

We consider different strategies to find the best sets of points for each input size to lower the product of matrices norms. The strategy of minimizing the numerator and denominator in selected points mostly works well but it does not always give the best results. Symmetric pairs or reciprocal or negated points tend to reduce the FP error. The difference (subtraction) between pairs of points is also important. These different conflicting criteria for good combinations of points mean that it can be difficult to predict in advance which set of point values will reduce the error the most.

We noted that as we increase the number of points, the error increases roughly exponentially, but the increase is not even. Where the total number of points is even, the possibility of choosing pairs of symmetric points tends to reduce the error. Where the number of points is odd, one of the points must be at least partially asymmetric. In these cases there may be no good selection, which tends to result in a higher error.

We also proposed a mixed precision approach where the transforms are computed in double precision, while the remaining inner loops are computed in *FP32*. We found that performing pre/post processing transforms in *FP64* decreases error typically by around one third in our experiments. We also investigated summation across channels using pairwise summation and found that this reduces the error by around 20% to 50%.

Using our methods we can significantly reduce FP error for a given block size, which allows larger block sizes and reduced computation.

12. PROOF OF THE THEOREM OF TWO DIMENSIONAL TOOM-COOK ERROR BOUNDARIES

12.1. Matrix matrix multiplication error. Firstly, we consider computation of the matrix matrix multiplication MN where $M \in \mathbb{R}^{p \times q}$ and $N \in \mathbb{R}^{q \times r}$ under floating point arithmetic. Similar to dot product, we assume the matrix M is a part of the algorithm properties so $fl(M) = M(1+E)$, $E_{ij} = \delta_{ij}$ where $|\delta_{ij}| \leq \varepsilon$, so $fl(M_{ij}) = |M_{ij}|(1 + \delta_{ij})$ and matrix N is an input data so is exactly represented in F . Computing this product consist of multiply use of dot product computations 1. The computation of ij element of matrices M , N product is equal to a dot product of the vector equal to the i th row of matrix M and vector equal to the j th column of matrix N .

$$|fl(fl(M)N)_{ij} - (MN)_{ij}| \leq \alpha \varepsilon \sum_{k=1}^q |M_{ik}| |N_{kj}| + O(\varepsilon^2)$$

for $i = 1, \dots, p$, $j = 1, \dots, r$ so

$$|fl(fl(M)N) - MN| \leq |M||N|\alpha \varepsilon + O(\varepsilon^2)$$

where α stands for dot product error and dependes on n , matrix M elements representation and method of summation.

For 2 dimensional Toom-Cook computations we have to estimate the error of the product of 3 matrices MNM^T , where $M \in \mathbb{R}^{p \times q}$ is the properties of algorithm and matrix $N \in \mathbb{R}^{q \times q}$ is the input

data we get.

$$(12) \quad |fl(fl(fl(M)N)fl(M^T))_{ij} - MNM^T_{ij}| \leq 2\alpha\varepsilon \sum_{k=1}^q \left(\sum_{l=1}^q |M_{il}| |N_{lk}| \right) |M^T_{kj}| + O(\varepsilon^2)$$

So

$$(13) \quad |fl(fl(fl(M)N)fl(M^T)) - MNM^T| \leq |M||N||M^T|2\alpha\varepsilon + O(\varepsilon^2)$$

12.2. Two dimensional Toom-Cook convolution error.

Theorem 4. *Error for 2 dimensional Toom-Cook convolution computation satisfies the componentwise bound equal to:*

$$(14) \quad |\hat{S} - S| \leq |A^T|(|G||H||G^T| \odot |B^T||X||B|)|A|(2\alpha + 2\beta + 2\gamma + 1)\varepsilon + O(\varepsilon^2)$$

Error for 2 dimensional Toom-Cook convolution computation satisfies the normwise bound equal to:

$$(15) \quad \|\hat{S} - S\|_1 \leq \|A^T\|_1 \|G\|_E \|H\|_E \|G^T\|_E \|B^T\|_E \|X\|_E \|B\|_E \|A\|_1 (2\alpha + 2\beta + 2\gamma + 1)\varepsilon + O(\varepsilon^2)$$

If we assume the same method of summation while matrix and transpose matrix multiplication. Where α, β, γ represents the error from multiplication by matrices G, B^T and A^T respectively.

Proof. In computing 2 dimensional convolution we use the feature of Kronecker product that means $vec(MXM^T) = (M \otimes M)vec(X)$. Notice that despite the both formulas are mathematically equivalent the result in floating point arithmetic could be different because of more multiplication operations while computing $vec(MXM^T)$ than for $(M \otimes M)vec(X)$. We have $|fl(fl(A)Xfl(A^T))| = |A||X||A^T|2\alpha\varepsilon + O(\varepsilon^2)$ see 13. Let put component function $S = g(H, X) = g_3(g_2(g_1^H(H), g_1^X(X)))$ and $g(H, X) : \mathbb{R}^{n_h \times n_h} \times \mathbb{R}^{n \times n} \rightarrow \mathbb{R}^{n_o \times n_o}$, $g(H, X) = A^T(GHG^T \odot B^T X B)A$, $g_3 : \mathbb{R}^{n \times n} \rightarrow \mathbb{R}^{n_o \times n_o}$, $g_3(M) = A^T m$, $g_2 : \mathbb{R}^{n \times n} \times \mathbb{R}^{n \times n} \rightarrow \mathbb{R}^{n \times n}$, $g_2(M, N) = M \odot N$, $g_1 : \mathbb{R}^{n_h \times n_h} \rightarrow \mathbb{R}^{n \times n}$, $g_1^H(M) = GMG^T$ and $g_1^X : \mathbb{R}^{n \times n} \rightarrow \mathbb{R}^{n \times n}$. Symilarly as for 1 dimensional convolution we have:

$$\begin{aligned} |vec(\hat{S}) - vec(S)| &\leq |J_3||J_2||\Delta b_2| + |J_2||\Delta b_3| + |\Delta b_4| = \\ &= |A^T \otimes A^T| [Diag((|B^T| \otimes |B^T|)vec(|X|)), Diag((|G| \otimes |G|)vec(|H|))] \left[\begin{array}{l} (|G| \otimes |G|)vec(|H|)2\alpha\varepsilon + O(\varepsilon^2) \\ (|B^T| \otimes |B^T|)vec(|X|)2\beta\varepsilon + O(\varepsilon^2) \end{array} \right] + \\ &\quad (|A^T| \otimes |A^T|)((|G| \otimes |G|)vec(|H|) \odot (|B^T| \otimes |B^T|)vec(|X|))\varepsilon + O(\varepsilon^2) + \\ &\quad (|A^T| \otimes |A^T|)((|G| \otimes |G|)vec(|H|) \odot (|B^T| \otimes |B^T|)vec(|X|))2\gamma\varepsilon + O(\varepsilon^2) = \\ &= (|A^T| \otimes |A^T|)((|G| \otimes |G|)vec(|H|) \odot (|B^T| \otimes |B^T|)vec(|X|))(2\alpha + 2\beta)\varepsilon + O(\varepsilon^2) + \\ &\quad + (|A^T| \otimes |A^T|)((|G| \otimes |G|)vec(|H|) \odot (|B^T| \otimes |B^T|)vec(|X|))(2\gamma + 1)\varepsilon + O(\varepsilon^2) = \\ &= (|A^T| \otimes |A^T|)(|G| \otimes |G|)vec(|H|) \odot (|B^T| \otimes |B^T|)vec(|X|)(2\alpha + 2\beta + 2\gamma + 1)\varepsilon + O(\varepsilon^2) = \end{aligned}$$

Changing vectors again to matrices we obtain:

$$|\hat{S} - S| \leq |A^T|(|G||H||G^T| \odot |B^T||X||B|)|A|(2\alpha + 2\beta + 2\gamma + 1)\varepsilon + O(\varepsilon^2)$$

We do the normwise error estimation in the same way as for 1 dimensional convolution, as the matrix consistency and Buniakowski-Schwartz inequality holds both for vectors and matrices.

$$\begin{aligned} \|\hat{S} - S\|_1 &\leq \|A^T(GHG^T \odot B^T X B)A\|_1 (2\alpha + 2\beta + 2\gamma + 1)\varepsilon + O(\varepsilon^2) \leq \\ &\|A^T(GHG^T \odot B^T X B)A\|_1 (2\alpha + 2\beta + 2\gamma + 1)\varepsilon + O(\varepsilon^2) \end{aligned}$$

From norm $\|\cdot\|_1$ consistency:

$$\|\hat{S} - S\|_1 \leq \|A^T\|_1 \|(GHG^T) \odot (B^T X B)\|_1 \|A\|_1 (2\alpha + 2\beta + 2\gamma + 1)\varepsilon + O(\varepsilon^2)$$

Applying Buniakowski-Schwartz inequality for Hadamard product:

$$\|\hat{S} - S\|_1 \leq \|A^T\|_1 \|(GHG^T)\|_E \|B^T X B\|_E \|A\|_1 (2\alpha + 2\beta + 2\gamma + 1)\varepsilon + O(\varepsilon^2)$$

Finally again from norm consistency:

$$\|\hat{S} - S\|_1 \leq \|A^T\|_1 \|G\|_E \|H\|_E \|G^T\|_E \|B^T\|_E \|X\|_E \|B\|_E \|A\|_1 (2\alpha + 2\beta + 2\gamma + 1)\varepsilon + O(\varepsilon^2)$$

□

13. MODIFIED TOOM-COOK CONVOLUTION ERROR ANALYSIS

Theorem 5. *The componentwise error for 1 dimensional modified Toom-Cook for q th element of output is bounded by:*

$$\begin{aligned}
 (16) \quad & |\hat{s}_q^{m(n)} - s_q^{m(n)}| = |A_{q:}^{T(n-1)}|(|G^{(n-1)}||h| \odot |B^{(n-1)T}||x^{(n-1)}|)(\alpha^{(n_h)} + \beta^{(n-1)} + \gamma^{(n-1)} + 1)\varepsilon + O(\varepsilon^2) \\
 & \text{for } q = 1, \dots, n_o - 1 \\
 & |\hat{s}_{n_o}^{m(n)} - s_{n_o}^{m(n)}| \leq \\
 & (|A_{q:}^{T(n-1)}|(|G^{(n-1)}||h| \odot |B^{(n-1)T}||x^{(n-1)}| + \\
 & |h_{n_h}||B_{n:}^{m(n)T}||x|)(\max\{\alpha^{(n_h)} + \beta^{(n-1)} + \gamma^{(n-1)} + 1, (\beta + 1)\} + 1)\varepsilon + O(\varepsilon^2) \\
 & \text{for } q = n_o
 \end{aligned}$$

Proof. We denote matrices constructed for Toom-Cook algorithm of input size n as $G^{(n)}$, $A^{(n)T}$ and $B^{(n)T}$ and for modified Toom-Cook algorithm of input size n as $G^{m(n)}$, $A^{m(n)T}$ and $B^{m(n)T}$.

As we can see from the modified Toom-Cook algorithm definition we solve the problem of size n by solving problem of size $n - 1$ by Toom-Cook algorithm and proper modify the last element of output. Thus is obvious that error boundary of the first $n_o - 1$ output points in modified Toom-Cook convolution is equal to the boundary of Toom-Cook convolution for input size $n - 1$. The computation of the last n_o th output point include two parts: we compute the partial result using Toom-Cook convolution for input $n - 1$ and add the missing value. $s_{n_o}^{m(n)} = s_{n_o}^{(n-1)} + h_{n_h} B^{m(n)T} x$ So

$$\begin{aligned}
 & |\hat{s}_{n_o}^{m(n)} - s_{n_o}^{m(n)}| \leq \\
 & |s_{n_o}^{(n-1)}|(\alpha^{(n_h)} + \beta^{(n-1)} + \gamma^{(n-1)} + 1)\varepsilon + O(\varepsilon^2) + |h_{n_h}||B_{n:}^{m(n)T}||x|(\beta^{(n)} + 1)\varepsilon + O(\varepsilon^2) = \\
 & = (|s_{n_o}^{(n-1)}| + |h_{n_h}||B_{n:}^{m(n)T}||x|)\max\{\alpha^{(n_h)} + \beta^{(n-1)} + \gamma^{(n-1)} + 1, \beta^n + 1\}\varepsilon + O(\varepsilon^2)
 \end{aligned}$$

□

For DNN convolution the kernel size n_h is almost always greater than or equal to 3 and $n_h \leq n$. If we compute the convolution then from dot product error analysis we know that $\alpha^{(n_h)} \geq n_h - 1$, $\beta^{(n-1)} \geq n - 2$ and $\gamma^{(n-1)} \geq n - 2$. In this case $\alpha^{(n_h)} + \beta^{(n-1)} + \gamma^{(n-1)} + 1 \geq n_h + 2n - 4$, while $\beta^{(n)} + 1 \leq n + 2$. When $n_h \geq 3$ the maximum in formula 16 is always equal to $\alpha^{(n_h)} + \beta^{(n-1)} + \gamma^{(n-1)} + 1$. So we can formulate following corollary:

Corollary 4. *If we use the kernel size $n_h \geq 3$ computing for 1D convolution using modified Toom-Cook algorithm then the componentwise error for last output element is bounded as follows:*

$$\begin{aligned}
 (17) \quad & |\hat{s}_{n_o}^{m(n)} - s_{n_o}^{m(n)}| \leq \\
 & (|A_{q:}^{T(n-1)}|(|G^{(n-1)}||h| \odot |B^{(n-1)T}||x^{(n-1)}| + |h_{n_h}||B_{n:}^{m(n)T}||x|)(\alpha^{(n_h)} + \beta^{(n-1)} + \gamma^{(n-1)} + 1)\varepsilon + O(\varepsilon^2)
 \end{aligned}$$

Assuming any elements in matrices $G^{m(n)}$, $B^{m(n)T}$ and $A^{m(n)T}$ and linear summation while compute the dot product we have following boundaries:

Corollary 5.

$$\begin{aligned}
 (18) \quad & |\hat{s}_{n_o}^{m(n)} - s_{n_o}^{m(n)}| \leq \\
 & (|A_{q:}^{T(n-1)}|(|G^{(n-1)}||h| \odot |B^{(n-1)T}||x^{(n-1)}| + |h_{n_h}||B_{n:}^{m(n)T}||x|)(n_h + 2n + 2)\varepsilon + O(\varepsilon^2)
 \end{aligned}$$

14. ACKNOWLEDGEMENTS

This work was supported by Science Foundation Ireland grant 12/IA/1381, and in part by Science Foundation Ireland grant 13/RC/2094 to Lero – the Irish Software Research Centre (www.lero.ie).

REFERENCES

- [1] Grey Ballard, Austin R. Benson, Alex Druinsky, Benjamin Lipshitz, and Oded Schwartz. Improving the numerical stability of fast matrix multiplication. *SIAM J. Matrix Anal. Appl.*
- [2] Norman L. Biggs. *Discrete Mathematics*. Oxford University Press, New York, NY, USA, 2002.
- [3] Dario Bini and Grazia Lotti. Stability of fast algorithms for matrix multiplication. *Numerische Mathematic*, 36(1):63–72, 1980.
- [4] Richard E. Blahut. *Fast Algorithms for Signal Processing*. Cambridge University Press, New York, NY, USA, 2010.
- [5] Marco Bodrato. Towards optimal toom-cook multiplication for univariate polynomials in characteristic 2 and 0. In *Arithmetic of Finite Fields, First international workshop WAIFI 2007, Madrid Spain, June 21-22, 2007*, pages 116–133, 2007.
- [6] Stephen A. Cook. *On the minimum computation time of functions*. PhD thesis, Harvard University, 1967.
- [7] James Demmel, Ioana Dumitriu, Olga Holtz, and Robert Kleinberg. Fast matrix multiplication is stable. *Numerische Mathematik*, 106(199):199–224, 2007.
- [8] Walter Gautschi. Norm estimates for inverses of vandermonde matrices. *Numerische Mathematik*, pages 337–348.
- [9] Walter Gautschi. How (un)stable are Vandermonde systems? *Asymptotic and Computational Analysis*, 124:193–210, 1990.
- [10] David Goldberg. What every computer scientist should know about floating-point arithmetic. *ACM Comput. Surv.*, 23(1).
- [11] Nicholas J. Higham. *Accuracy and stability of numerical algorithms*. J. Soc. Indust. Appl. Math., 2002.
- [12] David Huffman. A method for the construction of minimum-redundancy codes. In *Proc. IRE 40*, pages 1098–1101, 1952.
- [13] Wiliam Kahan. The improbability of probabilistic error analyses for numerical computations. Technical report, inst-BERKELEY-MATH-EECS, inst-BERKELEY-MATH-EECS:adr, jun 1998.
- [14] Donald E. Knuth. *The Art of Computer Programming*. Addison-Wesley, USA, 1998.
- [15] Andrew Lavin and Scott Gray. Fast algorithms for convolutional neural networks. In *2016 IEEE Conference on Computer Vision and Pattern Recognition, CVPR 2016, Las Vegas, NV, USA, June 27-30, 2016*, pages 4013–4021, 2016.
- [16] Victor Y. Pan. How bad are Vandermonde matrices? *SIAM J. Matrix Anal. Appl.*
- [17] Keshab K. Parhi. *VLSI Digital Signal Processing Systems: Design and Implementation*. Wiley India Pvt. Limited, 2007.
- [18] Ivan W. Selesnick and C. Sidney Burrus. Extending winograd’s small convolution algorithm to longer lengths. In *ISCAS*, pages 449–452. IEEE, 1994.
- [19] Richard Tolimeri, Myoung An, and Chao Lu. *Algorithms for discrete Fourier transform and convolution*. Springer-Verlag New York Inc., New York, NY, USA, 1997.
- [20] Andrei L. Toom. The complexity of a scheme of functional elements realizing multiplication of integers. *Soviet Mathematics*, (3):714–716, 1963.
- [21] Kevin Vincent, Kevin Stephano, Michael Frumkin, Boris Ginsburg, and Julien Demouth. On improving the numerical stability of winograd convolutions. In *5th International Conference on Learning Representations*, Toulon, France, April 2017.
- [22] James H. Wilkinson. *Rounding errors in algebraic processes*. Courier Corporation, 1994.
- [23] Shmuel Winograd. *Arithmetic complexity Computations*. SIAM Society for Industrial and Applied Mathematics, Bristol, England, 1980.
- [24] Shmuel Winograd. Signal processing and complexity of computation. In *IEEE International Conference on Acoustics, Speech, and Signal Processing, ICASSP ’80, Denver, Colorado, April 9-11, 1980*, pages 94–101, 1980.