

Graphite: Iterative Generative Modeling of Graphs

Aditya Grover*

Aaron Zweig*

Stefano Ermon

Computer Science Department

Stanford University

Stanford, CA 94305, USA

ADITYAG@CS.STANFORD.EDU

AZWEIG@CS.STANFORD.EDU

ERMON@CS.STANFORD.EDU

Abstract

Graphs are a fundamental abstraction for modeling relational data. However, graphs are discrete and combinatorial in nature, and learning representations suitable for machine learning tasks poses statistical and computational challenges. In this work, we propose *Graphite* an algorithmic framework for unsupervised learning of representations over nodes in a graph using deep latent variable generative models. Our model is based on variational autoencoders (VAE), and differs from existing VAE frameworks for data modalities such as images, speech, and text in the use of graph neural networks for parameterizing *both* the generative model (*i.e.*, decoder) and inference model (*i.e.*, encoder). The use of graph neural networks directly incorporates inductive biases due to the spatial, local structure of graphs directly in the generative model. Moreover, we draw novel connections between graph neural networks and approximate inference via kernel embeddings of distributions. We demonstrate empirically that Graphite outperforms state-of-the-art approaches for the tasks of density estimation, link prediction, and node classification on synthetic and benchmark datasets.

1. Introduction

Latent variable generative modeling is an effective approach for unsupervised representation learning of high-dimensional data (Loehlin, 1998). In recent years, representations learned by latent variable models parameterized by deep neural networks have shown impressive performance on many tasks such as semi-supervised learning and structured prediction (Kingma et al., 2014; Sohn et al., 2015). However, these successes have been restricted to specific data modalities such as images and speech. In particular, current deep generative models cannot be directly applied to graph-structured data. Graphs arise in a wide variety of domains in physical sciences, information sciences, and social sciences, and consequently algorithms for representation learning of such data have several downstream applications, including node classification and link prediction (Easley and Kleinberg, 2010; Liben-Nowell and Kleinberg, 2007).

A key reason contributing to efficient learning and inference in deep neural networks is their ability to incorporate structural assumptions specific to the data modality under consideration. Such assumptions are easier to model when the underlying data can be represented on a Euclidean space, as in the case of images and speech. For instance, convolutional neural networks can efficiently learn translational invariance in images, and recurrent neural networks can model the sequential structure in speech. In contrast, graphs are discrete, combinatorial objects whose underlying structure lies on a non-Euclidean space (Bronstein et al., 2017). Moreover, we care about significantly different invariances for modeling graphs. For instance, we desire models that are invariant to permutations of node orderings since node reordering has no effect to the underlying graph structure. As another example, the models should be able to reason over input graphs of different sizes. With regards to many such invariances and inductive biases, several recent works have demonstrated success with *graph neural networks* (Gori et al., 2005; Scarselli et al., 2009; Bruna et al., 2013).

. *Equal Contribution.

A graph neural network (GNN) learns node-level representations wherein every node iteratively sends and receives ‘messages’ from neighboring nodes. The received messages are aggregated at each individual node and communicated to the neighbors in the next iteration. The whole procedure is parameterized such that the graph neural network learns the relative importance of the incoming messages directly from graph data. Hence, the message passing procedure over the underlying graph in a graph neural network learns representations sensitive to the local structure of nodes in a graph. The tasks which have benefited from graph neural networks, including semi-supervised learning (Kipf and Welling, 2017) and few shot learning (Garcia and Bruna, 2018), involve *encoding* an input graph to a final output representation (such as the labels associated with the nodes) with potentially more intermediate layers. The inverse problem of learning to *decode* a hidden representation into a graph, as in the case of a latent variable generative model, is to the best of our knowledge largely an open question that we address in this work.

We propose *Graphite*, a framework for learning latent variable generative models of graphs based on variational autoencoding. Specifically, we learn a directed model expressing a joint distribution $P(\mathbf{A}, \mathbf{Z}|\mathbf{X})$ over the adjacency matrix of a graph $\mathbf{A} \in \mathbb{R}^{n \times n}$ with n nodes, a latent feature matrix $\mathbf{Z} \in \mathbb{R}^{n \times k}$, and an evidence node attribute matrix $\mathbf{X} \in \mathbb{R}^{n \times m}$ such that every row of \mathbf{X} corresponds to a (potentially empty) feature vector for a node in the graph. A key component of our framework is a multi-layer iterative decoding procedure for specifying the conditional distribution $P(\mathbf{A}|\mathbf{Z}, \mathbf{X})$. The procedure first constructs an intermediate graph using an inner-product operation on \mathbf{Z} and then gradually refines this intermediate distribution through an implicit message passing procedure. All the networks in our framework are parameterized using graph neural networks.

As a second contribution, we highlight novel connections between the message passing in graph neural networks and approximate inference in related undirected graphical models. In particular, we show that message passing using graph neural networks is computationally equivalent to mean field inference on related *undirected* latent variable models, where the equivalence is established via kernel embeddings of distributions (Smola et al., 2007). Our results are inspired by Dai et al. (2016) who proposed discriminative training of latent variable models for structured objects using kernel embeddings. Our framework applies similar ideas in a generative setting and more generally, provides a first probabilistic interpretation of message passing in graph neural networks.

Finally, we use Graphite as the central building block for several inference tasks over graphs. Natively, we can perform density estimation and evaluate generalization based on held-out likelihoods. In addition to entire graphs, Graphite is designed to also permit reasoning at the level of individual nodes and edges in a single graph. We consider two such tasks: link prediction and semi-supervised node classification. We perform link prediction over missing edges at test-time by *denoising* a model learned on an incomplete graph. For semi-supervised classification over nodes, we design two variants: a discriminative approach where the Graphite objective serves as a regularization term for a semi-supervised graph neural network and a purely generative approach inspired by prior work in semi-supervised learning using generative models (Kingma et al., 2014). In extensive empirical evaluations on synthetic and benchmark datasets for the above tasks, we demonstrate that our general-purpose framework significantly outperforms competing state-of-the-art representational learning methods and task-specific approaches.

2. Preliminaries

In this section, we describe the necessary notation and background for key concepts underlying Graphite. Consider an undirected graph $G = (V, E)$ where V and E denote index sets of nodes and edges respectively. We represent the graph structure using a symmetric adjacency matrix $\mathbf{A} \in \mathbb{R}^{n \times n}$ where $n = |V|$ and the entries A_{ij} denote the weight of the edge between node i and j . Additionally, we denote the feature matrix associated with the graph as $\mathbf{X} \in \mathbb{R}^{n \times m}$ for an m -dimensional signal associated with each node, for *e.g.*, these could refer to the user attributes for participating nodes in a social network. If there are no explicit node features, we set $\mathbf{X} = \mathbf{I}_n$ (identity). Finally, we use

upper-case to denote probability distributions and assume they admit absolutely continuous densities on a suitable reference measure, denoted by the corresponding lower-case notation.

2.1 Weisfeiler-Lehman algorithm

The k -dim Weisfeiler-Lehman (WL) algorithm (Weisfeiler and Lehman, 1968; Douglas, 2011) is a heuristic test of graph isomorphism between any two graphs G and G' .

The algorithm proceeds in iterations. For brevity, we first present the algorithm for $k = 1$. Before the first iteration, we label every node in G and G' with a scalar *isomorphism invariant* initialization. That is, if G and G' are assumed to be isomorphic, then the matching nodes establishing the isomorphism in G and G' have the same labels (a.k.a. messages) for an isomorphism invariant initialization. For instance, node degree is isomorphism invariant. Let $\mathbf{H}^{(l)} = [h_1^{(l)}, h_2^{(l)}, \dots, h_n^{(l)}]^T$ denote the vector of initializations for the nodes in the graph at iteration $l \in \mathbb{N} \cup 0$. At every iteration $l > 0$, we perform a relabelling of nodes in G and G' based on a message passing update rule:

$$\mathbf{H}^{(l)} \leftarrow \text{hash} \left(\mathbf{A} \mathbf{H}^{(l-1)} \right) \quad (1)$$

where \mathbf{A} denotes the adjacency matrix of the graph. Hence, the message for every node is computed as a hashed sum of the messages from the neighboring nodes (since $A_{ij} \neq 0$ only if i and j are neighbors). We repeat the process for a specified number of iterations, or until convergence. If the label sets for the nodes in G and G' are equal (which can be checked using sorting in $O(n \log n)$ time), then the algorithm declares the two graphs G and G' to be isomorphic.

The k -dim WL algorithm is a simple extension which simultaneously passes k -dimensional messages (each initialized with some isomorphism invariant scheme) and a positive test for isomorphism requires equality in all k dimensions for nodes in G and G' after the termination of message passing. This algorithmic test is a heuristic which guarantees no false negatives but can give a non-zero false positive rate in general. Empirically, the test has been shown to fail on some regular graphs but gives excellent performance on real-world graphs (Shervashidze et al., 2011).

2.2 Graph neural networks

The message passing procedure in the WL algorithm encodes messages that are most sensitive to structural information. Graph neural networks (GNN) build on this observation and parameterize an unfolding of the iterative message passing procedure which we describe next.

A GNN consists of many layers, indexed by $l \in \mathbb{N}$ with each layer associated with an activation function η_l and a dimensionality d_l . In addition to the input graph \mathbf{A} , every layer $l \in \mathbb{N}$ of the GNN takes as input the activations from the previous layer $\mathbf{H}^{(l-1)} \in \mathbb{R}^{n \times d_{l-1}}$, a family of linear transformations $\mathcal{F}_l : \mathbb{R}^{n \times n} \rightarrow \mathbb{R}^{n \times n}$, and a matrix of learnable weight parameters $\mathbf{W}_l \in \mathbb{R}^{d_{l-1} \times d_l}$ and optional bias parameters $\mathbf{B}_l \in \mathbb{R}^{n \times d_l}$. Recursively, the layer wise propagation rule of a GNN is given by:

$$\mathbf{H}^{(l)} \leftarrow \eta_l \left(\mathbf{B}_l + \sum_{f \in \mathcal{F}_l} f(\mathbf{A}) \mathbf{H}^{(l-1)} \mathbf{W}_l \right) \quad (2)$$

with the base cases $\mathbf{H}^{(0)} = \mathbf{X}$ and $d_0 = m$. Several variants of graph neural networks have been proposed in prior work. For instance, graph convolutional networks (GCN) introduced in Kipf and Welling (2017) instantiate graph neural networks with the following propagation rule:

$$\mathbf{H}^{(l)} \leftarrow \eta_l \left(\mathbf{B}_l + \tilde{\mathbf{A}} \mathbf{H}^{(l-1)} \mathbf{W}_l \right) \quad (3)$$

where $\tilde{\mathbf{A}} = \mathbf{D}^{-1/2} \mathbf{A} \mathbf{D}^{-1/2}$ is the symmetric diagonalization of \mathbf{A} given the diagonal degree matrix \mathbf{D} (i.e., $D_{ii} = \sum_{(i,j) \in E} A_{ij}$), and same base cases as before. Comparing the above with the WL

update rule in Eq. (1), we can see that the activations for every layer in a GCN are computed via parameterized, scaled activations (messages) of the previous layer being passed over \mathbf{A} , with the hash function implicitly specified using an activation function η_l .

Our framework is agnostic to instantiations of message passing rule of a graph neural network in Eq. (2), and we use graph convolutional networks for experimental validation. For brevity, we denote the output \mathbf{H} for the final layer of a multi-layer graph neural network with input adjacency matrix \mathbf{A} , node feature matrix \mathbf{X} , and parameters $\langle \mathbf{W}, \mathbf{B} \rangle$ as $\mathbf{H} = \text{GNN}_{\langle \mathbf{W}, \mathbf{B} \rangle}(\mathbf{A}, \mathbf{X})$, with appropriate activation functions and linear transformations applied at each hidden layer of the network.

2.3 Kernel embeddings

Kernel methods are widely used across machine learning for predictive modeling (Schölkopf and Smola, 2002; Shawe-Taylor and Cristianini, 2004). Intuitively, a kernel defines a notion of similarity between objects, such as a pair of graphs. In order to do so, we first consider a mapping ψ of objects (graphs) into a potentially infinite dimensional feature space \mathcal{H} . These mappings need not be defined explicitly, and typically we only require the kernel function $K : \mathcal{G} \times \mathcal{G} \rightarrow \mathbb{R}$ defined over a space of graphs \mathcal{G} . Using the kernel trick, we can compute the kernel as the inner product of the feature vectors, *i.e.*, $K(G, G') = \psi(G)^T \psi(G')$ thereby sidestepping the explicit computation of feature maps.

Extensive prior work has led to the development of graph kernels that are either hand designed based on graph properties such as subgraph patterns (Shervashidze et al., 2009; Shervashidze and Borgwardt, 2009) and shortest paths (Borgwardt and Kriegel, 2005), or explicitly learned from data (Yanardag and Vishwanathan, 2015). See Vishwanathan et al. (2010) for a detailed review. In fact, the WL algorithm discussed previously defines a graph kernel wherein the node messages are aggregated to obtain a feature mapping for the entire graph (Shervashidze et al., 2011).

Kernel methods are also used to learn feature mappings for *distributions* of graphs and other objects (Smola et al., 2007; Gretton et al., 2007). Formally, we denote these functional mappings as $T_\psi : \mathcal{P} \rightarrow \mathcal{H}$ where \mathcal{P} specifies the space of all distributions on \mathcal{G} . These mappings, referred to as kernel embeddings of distributions, are defined as:

$$T_\psi(P) := \mathbb{E}_{G \sim P}[\psi(G)]$$

for some $P \in \mathcal{P}$. We are particularly interested in injective embeddings, *i.e.*, for any pair of distributions P_1 and P_2 , we have $T_\psi(P_1) \neq T_\psi(P_2)$ if $P_1 \neq P_2$. For injective embeddings, all statistical features of the distribution are preserved by the embedding. Crucially, this implies that we can compute functionals of any distribution by directly applying a corresponding function on its kernel embedding. Formally, for every operator $\mathcal{O} : \mathcal{P} \rightarrow \mathbb{R}^d, d \in \mathbb{N}$, there exists a corresponding operator $\tilde{\mathcal{O}} : \mathcal{H} \rightarrow \mathbb{R}^d$ such that:

$$\mathcal{O}(P) = \tilde{\mathcal{O}}(T_\psi(P)) \quad \forall P \in \mathcal{P} \tag{4}$$

if T_ψ is an injective embedding. In Section 4, we will use the above property of injective embeddings to interpret the role of graph neural networks in Graphite.

3. Generative Modeling with Graphite

For generative modeling of graphs, we are interested in learning a parameterized distribution over adjacency matrices \mathbf{A} . In all our illustrations, we use circles to denote random variables, squares to denote deterministic mappings and shade the observed, evidence random variables as gray.

In Graphite, we adopt a latent variable approach for modeling the generative process. That is, we introduce latent variable vectors $\mathbf{Z}_i \in \mathbb{R}^k$ and evidence feature vectors $\mathbf{X}_i \in \mathbb{R}^m$ for each node

. In this work, we restrict ourselves to modeling graph *structure* only, and any additional information in the form of node signals \mathbf{X} is incorporated as evidence.

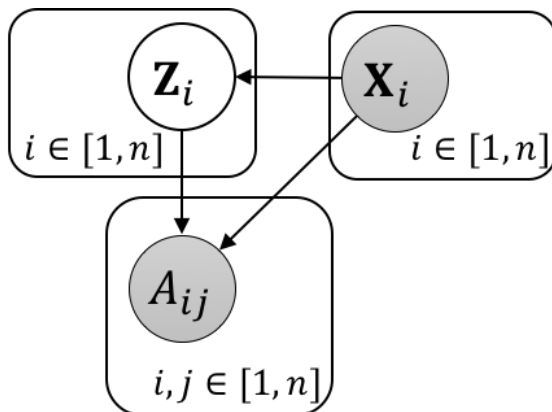


Figure 1: Latent variable model for Graphite.

$i \in \{1, 2, \dots, n\}$ along with an observed variable for each pair of nodes $A_{ij} \in \mathbb{R}$. Unless necessary, we use a succinct representation $\mathbf{Z} \in \mathbb{R}^{n \times k}$, $\mathbf{X} \in \mathbb{R}^{n \times m}$, and $\mathbf{A}_{ij} \in \mathbb{R}^{n \times n}$ for the variables henceforth. The conditional independencies between the variables can be summarized in the directed graphical model (using plate notation) in Figure 1.

We can learn the model parameters θ by maximizing the marginal likelihood of the observed adjacency matrix:

$$\max_{\theta} \log p_{\theta}(\mathbf{A}|\mathbf{X}) = \log \int_{\mathbf{Z}} p_{\theta}(\mathbf{A}, \mathbf{Z}|\mathbf{X}) d\mathbf{Z} \quad (5)$$

If we have multiple observed adjacency matrices in our data, we maximize the expected log-likelihoods over all these matrices. Computing high-dimensional integrals such as the one above is computationally intractable for real-world graphs. Hence, we approximate the above objective by introducing a variational posterior $q_{\phi}(\mathbf{Z}|\mathbf{A}, \mathbf{X})$ parameterized by a set of parameters ϕ . Using the variational Bayes principle, we can then obtain a stochastic evidence lower bound (ELBO) to the objective in Eq. (5):

$$\log p_{\theta}(\mathbf{A}|\mathbf{X}) \geq \mathbb{E}_{q_{\phi}(\mathbf{Z}|\mathbf{A}, \mathbf{X})} \left[\log \frac{p_{\theta}(\mathbf{A}, \mathbf{Z}|\mathbf{X})}{q_{\phi}(\mathbf{Z}|\mathbf{A}, \mathbf{X})} \right] \quad (6)$$

The lower bound is tight when $q_{\phi}(\mathbf{Z}|\mathbf{A}, \mathbf{X})$ matches the true posterior $p_{\theta}(\mathbf{Z}|\mathbf{A}, \mathbf{X})$ and hence maximizing the above objective optimizes for the variational parameters that define the best approximation to the true posterior within the variational family. We now discuss parameterizations for specifying the variational posterior $q_{\phi}(\mathbf{Z}|\mathbf{A}, \mathbf{X})$ (*i.e.*, encoder) and the observation model $p_{\theta}(\mathbf{A}|\mathbf{Z}, \mathbf{X})$ (*i.e.*, decoder).

Encoding using forward message passing. Typically we use the mean field approximation for defining the variational family and hence:

$$p_{\theta}(\mathbf{Z}|\mathbf{A}, \mathbf{X}) \approx \prod_{i=1}^n q_{\phi}^{(i)}(\mathbf{Z}_i|\mathbf{A}, \mathbf{X}) \quad (7)$$

Additionally, we make distributional assumptions on each variational marginal density $q_{\phi}^{(i)}(\mathbf{Z}_i|\mathbf{A}, \mathbf{X})$ such that it is reparameterizable and easy-to-sample, thereby permitting efficient learning. A common choice for the variational marginals that we use in Graphite as well is that of an isotropic Gaussian with diagonal covariance.

The parameters for the variational marginals $q_\phi^{(i)}(\mathbf{Z}_i|\mathbf{A}, \mathbf{X})$ are specified using a multi-layer graph neural network:

$$\boldsymbol{\mu}, \boldsymbol{\sigma} = \text{GNN}_\phi(\mathbf{A}, \mathbf{X}) \quad (8)$$

where $\boldsymbol{\mu}$ and $\boldsymbol{\sigma}$ denote the vector of sufficient statistics for the variational marginals $\{q_\phi^{(i)}(\mathbf{Z}_i|\mathbf{A}, \mathbf{X})\}_{i=1}^n$.

Decoding using reverse message passing. For specifying the observation model $p_\theta(\mathbf{A}|\mathbf{Z}, \mathbf{X})$, we cannot directly use a graph neural network since we do not have an input graph for message passing. To get around this problem, we propose an iterative two-step approach that alternates between defining an intermediate graph and then gradually refining this graph through message passing.

Formally, given a latent matrix \mathbf{Z} and an input feature matrix \mathbf{X} , we iterate over the following sequence of operations:

$$\widehat{\mathbf{A}} = \eta(\mathbf{Z}\mathbf{Z}^T), \quad (9)$$

$$\mathbf{Z}^* = \text{GNN}_\theta(\widehat{\mathbf{A}}, [\mathbf{Z}|\mathbf{X}]) \quad (10)$$

where the second argument to the GNN is a concatenation of \mathbf{Z} and \mathbf{X} . The first step constructs an intermediate graph by applying an activation function η to an inner product of \mathbf{Z} with itself and the second step performs a pass through a parameterized graph neural network. We can repeat the above sequence to gradually refine the feature matrix \mathbf{Z}^* . The final distribution over graph parameters is obtained using an inner product step on \mathbf{Z}^* akin to Eq. (9). For ease-of-sampling, we assume the observation model factorizes:

$$p_\theta(\mathbf{A}|\mathbf{Z}, \mathbf{X}) = \prod_{i=1}^n \prod_{j=1}^n p_\theta^{(i,j)}(\mathbf{A}_{ij}|\mathbf{Z}, \mathbf{X}) \quad (11)$$

Even though we generate edges independently above conditioned on \mathbf{Z} and \mathbf{X} , the ELBO objective in Eq. (6) optimizes for the parameters that attempt to maximally preserve the global graph structure in the training data.

4. Interpreting Graph Neural Networks via Kernels

The use of graph neural networks for parameterizing the encoder has a novel connection with approximate inference in related undirected graphical models.

Locality preference for representational learning is a key inductive bias for graphs. We formulate this using an (undirected) graphical model over \mathbf{X} , \mathbf{A} , and $\{\mathbf{Z}_1, \dots, \mathbf{Z}_n\}$ to specify conditional independence structure in the conditional distribution $R(\mathbf{Z}_1, \dots, \mathbf{Z}_n|\mathbf{A}, \mathbf{X})$. We are interested in models that satisfy the following property.

Property 1 *The edge set E defined by the adjacency matrix \mathbf{A} is an I-map for the posterior $R(\mathbf{Z}_1, \dots, \mathbf{Z}_n|\mathbf{A}, \mathbf{X})$.*

In words, the above property implies that according to the posterior distribution over \mathbf{Z} , any individual \mathbf{Z}_i is independent of all other \mathbf{Z}_j when conditioned on \mathbf{A} , \mathbf{X} , and the neighboring latent variables of node i as determined by the edge set E . See Figure 2 for an illustration.

Consider a mean field approximation of $R(\mathbf{Z}_1, \dots, \mathbf{Z}_n|\mathbf{A}, \mathbf{X})$:

$$r(\mathbf{Z}_1, \dots, \mathbf{Z}_n|\mathbf{A}, \mathbf{X}) \approx \prod_{i=1}^n q_\phi^{(i)}(\mathbf{Z}_i|\mathbf{A}, \mathbf{X}) \quad (12)$$

. To avoid confusion with graph *nodes* and *edges*, we will refer to the objects in graphical models as *variables* and *connections*.

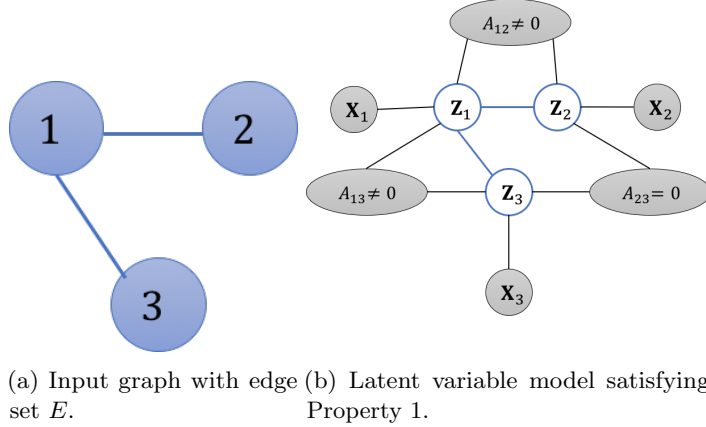


Figure 2: Interpreting Graphite encoder.

where ϕ denotes the full set of parameters for the variational posterior. These parameters are optimized by minimizing the KL-divergence between the variational posterior and the true posterior distributions:

$$\min_{\phi} \text{KL} \left(\prod_{i=1}^n Q_{\phi}^{(i)}(\mathbf{Z}_i | \mathbf{A}, \mathbf{X}), R(\mathbf{Z}_1, \dots, \mathbf{Z}_n | \mathbf{A}, \mathbf{X}) \right) \quad (13)$$

It is possible to show that fixed point equations imply the following functional form for the optimal variational marginal densities:

$$q_{\phi}^{(i)}(\mathbf{Z}_i | \mathbf{A}, \mathbf{X}) = \mathcal{O}_{\mathbf{A}, \mathbf{X}} \left(\mathbf{Z}_i, \{q_{\phi}^{(j)}\}_{j \in \mathcal{N}(i)} \right) \quad (14)$$

where $\mathcal{N}(i)$ denotes the neighbors of variable \mathbf{Z}_i in the graphical model and \mathcal{O} is a function determined by the fixed point equations that depends on the actual potentials. Importantly, the above functional form suggests that the parameters for the optimal marginals in mean field inference are only a function of the parameters of the neighboring marginals. The parameters ϕ can be learned using an iterative message passing algorithm (Wainwright et al., 2008).

We will sidestep deriving \mathcal{O} , and instead use the kernel embeddings of the variational marginals to directly reason in the embedding space. That is, we assume we have an injective embedding for each marginal $q_{\phi}^{(i)}$ given by $\boldsymbol{\mu}_i = E_{\mathbf{Z}_i \sim q_{\phi}^{(i)}}[\psi_i(\mathbf{Z}_i)]$ for some feature map $\psi_i : \mathbb{R}^k \rightarrow \mathbb{R}$ and directly use the equivalence established in Eq. (4) iteratively. This gives us the following recursive expression for the embeddings at iteration $l \in \mathbb{N}$:

$$\boldsymbol{\mu}_i^{(l)} = \tilde{\mathcal{O}}_{\mathbf{A}, \mathbf{X}} \left(\{\boldsymbol{\mu}_j^{(l-1)}\}_{j \in \mathcal{N}(i)} \right) \quad (15)$$

with an appropriate base case for $\boldsymbol{\mu}_i^{(0)}$. We then have the following result:

Theorem 2 *Given $\{\boldsymbol{\mu}_i^{(l)}\}_{i=1}^n$, there exists a choice of \mathcal{F}_l , \mathbf{W}_l , and \mathbf{B}_l such that the GNN propagation rule in Eq. (2) is computationally equivalent to one iteration of variational message passing on a first order approximation to Eq. (15) for any graphical model satisfying Property 1.*

Proof See Appendix A. ■

Table 1: Mean reconstruction errors and negative log-likelihood estimates (in nats) for autoencoders and variational autoencoders respectively on test instances from six different generative families. Lower is better.

	ErDOS-Renyi	Ego	Regular	Geometric	Power Law	Barabasi-Albert
GAE	-221.79 \pm 7.58	-197.3 \pm 1.99	-198.5 \pm 4.78	-514.26 \pm 41.58	-519.44 \pm 36.30	-236.29 \pm 15.13
Graphite-AE	-199.92 \pm 4.17	-201.67 \pm 12.78	-171.55 \pm 1.95	-183.43 \pm 5.92	-224.33 \pm 10.36	-188.24 \pm 4.16
VGAE	-273.82 \pm 0.07	-273.76 \pm 0.06	-275.29 \pm 0.08	-274.09 \pm 0.06	-278.86 \pm 0.12	-274.4 \pm 0.08
Graphite-VAE	-269.57 \pm 0.29	-262.74 \pm 0.56	-263.76 \pm 0.09	-268.36 \pm 0.30	-259.67 \pm 0.07	-267.39 \pm 0.35

While \mathcal{F}_l is fixed beforehand, the parameters \mathbf{W}_l , and \mathbf{B}_l are directly learned from data. Hence we have shown that a GNN is a good model for computation with respect to latent variable models that attempt to capture inductive biases relevant to graphs, *i.e.*, ones where the latent feature vector for every node is conditionally independent from everything else given the feature vectors of its neighbors (and \mathbf{A} , \mathbf{X}). Note that such a graphical model would satisfy Property 1 but is in general different from the posterior specified by the one in Figure 1. However if the true (but unknown) posterior on the latent variables for the model proposed in Figure 1 could be expressed as an equivalent model satisfying the desired property, then Theorem 2 indeed suggests the use of GNNs for parameterizing variational posteriors, as we do so in the case of Graphite.

5. Experimental Evaluation

We evaluate learning and inference in Graphite on a range of tasks involving entire graphs, nodes, and edges. We consider two variants of our proposed framework: the *Graphite-VAE*, which corresponds to a directed latent variable model as described in Section 3 and *Graphite-AE*, which corresponds to an autoencoder trained to minimize the error in reconstructing an input adjacency matrix. For unweighted graphs (*i.e.*, $\mathbf{A} \in \{0, 1\}^{n \times n}$), the reconstruction terms in the objectives for both Graphite-VAE and Graphite-AE minimize the negative cross entropy between the input and reconstructed adjacency matrices. For weighted graphs, we use the mean squared error. Hyperparameter specifications such as the architecture and optimization procedure for all our experiments are described in Appendix B.

5.1 Reconstruction and density estimation

In the first set of tasks, we evaluate learning in Graphite based on held-out reconstruction losses and log-likelihoods estimates by the learned Graphite-VAE and Graphite-AE models respectively. As a benchmark comparison, we compare against the model proposed in Kipf and Welling (2016) referred to as Graph Autoencoder/Variational Graph Autoencoder (GAE/VGAE) in our experiments. The GAE/VGAE models consist of an encoding procedure similar to Graphite. However, the decoder has no learnable parameters and reconstruction is done solely through an inner product operation (such as the one in Eq. (9)).

We create datasets from six graph families with fixed, known generative processes: the Erdos-Renyi, ego-nets, random regular graphs, random geometric graphs, random Power Law Tree and Barabasi-Albert. For each family, 300 graphs were sampled and split evenly into train/validation/test instances. The graph generating process for these families is described in the Appendix. All graph instances have between 10 and 20 nodes. To accommodate for input graphs of different sizes, we learn a model architecture specified for the maximum possible nodes (*i.e.*, 20 in this case). While feeding in smaller graphs, we simply add dummy nodes disconnected from the rest of the graph. The dummy nodes have no influence on the gradient updates for the parameters affecting the latent or observed variables involving nodes in the true graph.

Table 2: Area Under the ROC Curve (AUC) scores for link prediction (* denotes dataset with features). Higher is better.

	Cora	Citeseer	Pubmed	Cora*	Citeseer*	Pubmed*
SC	89.9 ± 0.20	91.5 ± 0.17	94.9 ± 0.04	-	-	-
DeepWalk	85.0 ± 0.17	88.6 ± 0.15	91.5 ± 0.04	-	-	-
node2vec	85.6 ± 0.15	89.4 ± 0.14	91.9 ± 0.04	-	-	-
GAE	90.2 ± 0.16	92.0 ± 0.14	92.5 ± 0.06	93.9 ± 0.11	94.9 ± 0.13	96.8 ± 0.04
VGAE	90.1 ± 0.15	92.0 ± 0.17	92.3 ± 0.06	94.1 ± 0.11	96.7 ± 0.08	95.5 ± 0.13
Graphite-AE	91.4 ± 0.16	92.5 ± 0.16	94.5 ± 0.05	94.4 ± 0.10	94.6 ± 0.25	97.8 ± 0.03
Graphite-VAE	91.4 ± 0.16	93.2 ± 0.15	94.6 ± 0.04	94.7 ± 0.09	97.2 ± 0.08	97.4 ± 0.04

Table 3: Average Precision (AP) scores for link prediction (* denotes dataset with features). Higher is better.

	Cora	Citeseer	Pubmed	Cora*	Citeseer*	Pubmed*
SC	92.8 ± 0.12	94.4 ± 0.11	96.0 ± 0.03	-	-	-
DeepWalk	86.6 ± 0.17	90.3 ± 0.12	91.9 ± 0.05	-	-	-
node2vec	87.5 ± 0.14	91.3 ± 0.13	92.3 ± 0.05	-	-	-
GAE	92.4 ± 0.12	94.0 ± 0.12	94.3 ± 0.5	94.3 ± 0.12	94.8 ± 0.15	96.8 ± 0.04
VGAE	92.3 ± 0.12	94.2 ± 0.12	94.2 ± 0.04	94.6 ± 0.11	97.0 ± 0.08	95.5 ± 0.12
Graphite-AE	92.4 ± 0.17	93.5 ± 0.19	95.7 ± 0.06	94.6 ± 0.11	94.3 ± 0.26	97.7 ± 0.03
Graphite-VAE	93.1 ± 0.13	95.0 ± 0.10	96.0 ± 0.03	95.1 ± 0.08	97.3 ± 0.08	97.4 ± 0.04

The results are shown in Table 1. Both Graphite-AE and Graphite-VAE outperform AE and VGAE significantly with respect to the evaluation metrics. These results suggest that learning the decoder significantly affects performance.

5.2 Link prediction

The task of link prediction is to predict whether an edge exists between a pair of nodes (Loehlin, 1998). Even though Graphite learns a distribution over graphs, it can be used for predictive tasks within a *single* graph. In order to do so, we learn a model for a random, connected training subgraph of the true graph. For validation and testing, we add a balanced set of positive and negative (false) edges to the original graph and evaluate the performance of the model based on the reconstruction probabilities assigned to the validation and test edges (similar to *denoising* of the input graph). In our experiments, we held out a set of 5% edges for validation, 10% edges for testing, and train all models on the remaining subgraph.

We evaluate performance based on the Area Under the ROC Curve (AUC) and Average Precision (AP) metrics. Additionally, the validation and testing sets also each contain an equal number of non-edges. We compared across standard benchmark citation network datasets: Cora, Citeseer, and Pubmed with papers as nodes and citations as edges (Sen et al., 2008). For these networks, the text in the papers can be synthesized into optional node-level features.

We evaluated Graphite-VAE and Graphite-AE against competing methods for representation learning on graphs. The baselines we consider are Spectral Clustering (SC) (Tang and Liu, 2011), DeepWalk (Perozzi et al., 2014), node2vec (Grover and Leskovec, 2016), and GAE/VGAE (Kipf and Welling, 2016). SC, DeepWalk, and node2vec do not provide the ability to incorporate node features while learning embeddings, and hence we evaluate them only on the featureless datasets. Hyperparameter details for these baselines are given in Appendix B, and we provide a brief overview of these methods in Section 6.

The AUC and AP results (along with standard errors) are shown in Table 2 respectively averaged over 50 random train/validation/test splits. On both metrics, Graphite-VAE gives the best perfor-

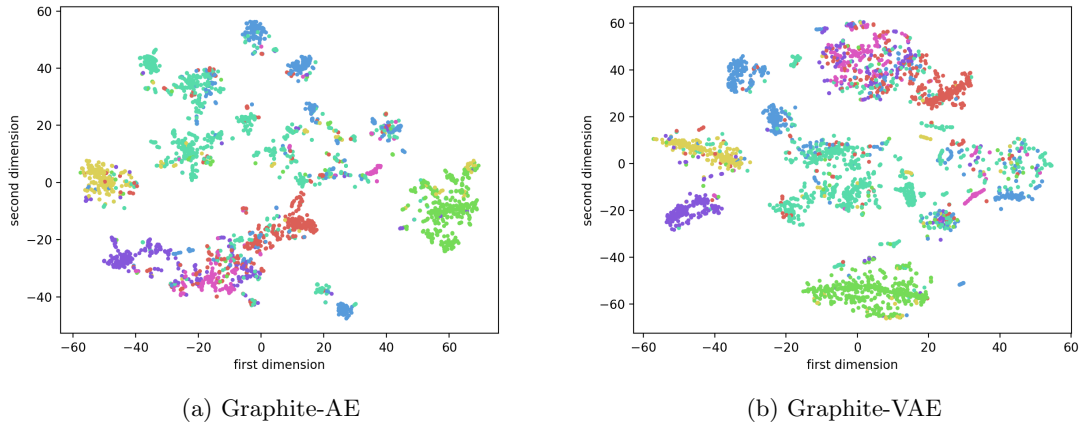


Figure 3: t-SNE embeddings of the latent feature vectors for the Cora dataset. Colors denote labels.

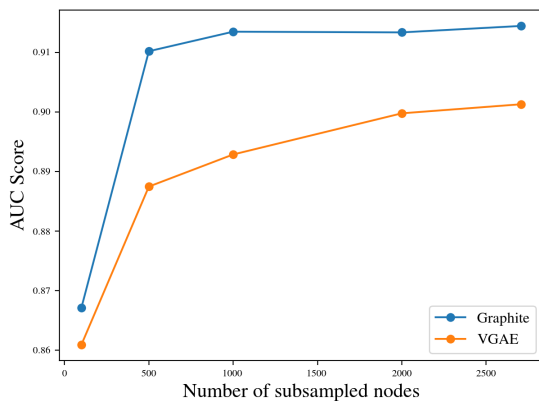


Figure 4: AUC score of VGAE and Graphite with subsampled node batches on the Cora dataset.

mance overall. Graphite-AE also gives good results, generally outperforming its closest competitor GAE.

Qualitative evaluation. We further visualize the embeddings generated by a 2D t-SNE projection (Maaten and Hinton, 2008) of the latent feature vectors (given as rows for \mathbf{Z} with $\lambda = 0.5$) on the Cora dataset in Figure 3. Even without any access to label information for the nodes during training, the name models are able to cluster the nodes (papers) as per their labels (paper categories).

Scalability. Real world graphs commonly have thousands of nodes and hence we want Graphite to be able to effectively scale to large graphs. The decoding step in Graphite (as well as GAE/VGAE) involves inner products of potentially dense matrices \mathbf{Z} or \mathbf{Z}^* . While learning Graphite models did not pose any visible computational problems in our experiments, this step could be computationally prohibitive for much larger graphs. To get around this potential bottleneck, we performed link prediction where we evaluated the performance of Graphite after randomly subsampling the rows of these latent matrices each time before taking inner products, thereby increasing the effective sparsity of these matrices. The results are shown in Figure 4 for the task of link prediction on the Cora

Table 4: Accuracy scores for classification (* denotes dataset with features). Baseline numbers taken from Kipf and Welling (2017). Higher is better.

	Cora*	Citeseer*	Pubmed*
SemiEmb	59.0	59.6	71.1
DeepWalk	67.2	43.2	65.3
ICA	75.1	69.1	73.9
Planetoid	75.7	64.7	77.2
GCN	81.5	70.3	79.0
Graphite-hybrid	81.74 \pm 0.06	71.07 \pm 0.08	81.60 \pm 0.08
Graphite-gen	81.92 \pm 0.06	71.08 \pm 0.09	81.77 \pm 0.07

dataset. Even after subsampling 50% of the nodes, we do not observe a major dip in performance suggesting that this simple heuristic is effective for scaling Graphite to much larger datasets.

5.3 Semi-supervised node classification

Finally, we evaluate Graphite on the task of semi-supervised node classification. Here we are given the labels for a few nodes in the underlying graph, and the goal is to predict the labels for the remaining nodes. We consider a *transductive* setting, where we have access to the test nodes used for evaluation during training. We report baseline numbers directly from (Kipf and Welling, 2017). Again, we consider the standard citation datasets (with node attributes) that have been used previously for benchmarking the baselines.

Closest to our setting is a purely discriminative baseline due to Kipf and Welling (2016) that proposes to use a graph convolutional network (GCN) trained end-to-end. This is similar to the encoder of Graphite with the extra addition of a final softmax layer predicting the labels for all the nodes. Only the labelled nodes contribute to the training signal but the gradient information gets propagated to all the parameters, including the ones determining the labels for the unlabelled nodes.

We consider two extensions of this approach. As a straightforward regularization of the GCN baseline, we consider a hybrid generative-discriminative approach where we augment the supervised training objective of the GCN baseline with the Graphite objective and a hyperparameter to control their relative importance. The parameters ϕ for the encoder are shared across these two objectives. We refer to this as the *Graphite-hybrid* approach. The second approach, which we refer to as *Graphite-gen*, is a purely generative methods inspired from the M1+M2 model described in Kingma et al. (2014). In this approach, we add another layer of variables to the Graphite model in Figure 1 that includes the labels as another partially observed random variable. We defer details to Appendix C.

The classification accuracy of the semi-supervised models is given in Table 4. We find that both Graphite-hybrid and Graphite-gen outperform the competing models on all datasets with the fully generative Graphite-gen resulting in a relatively better performance.

6. Related Work and Discussion

Our framework effectively marries *probabilistic modeling* and *representation learning* on graphs. Both these fields are well-studied in the context of graphs, and we review some of the dominant prior works below.

6.1 Probabilistic modeling of graphs

The earliest *probabilistic models of graphs* are due to Erdős and Rényi (1959) who proposed to generate graphs by creating an edge between any pair of nodes with a constant probability. Several alternatives have been proposed since; for *e.g.*, the small-world graphs model generates graphs with

small diameter and hence the generated graphs exhibit strong local clustering (Watts and Strogatz, 1998), the Barabasi-Albert models preferential attachment whereby nodes high-degree nodes are likely to form edges with newly added nodes (Barabasi and Albert, 1999), and Kronecker graph models generate graphs based on multiple graph properties (Leskovec et al., 2010). We direct the interested reader to prominent surveys on this topic (Newman, 2003; Mitzenmacher, 2004; Chakrabarti and Faloutsos, 2006).

6.2 Representation learning on graphs

For *representation learning on graphs*, we can characterize majority of the prior work into three kinds of approaches: matrix factorization, random walk based approaches, and graph neural networks. We review them briefly and refer the reader to Hamilton et al. (2017b) for a recent survey.

Factorization based approaches operate on a matrix representation of the graph, such as the adjacency matrix or the graph Laplacian. These approaches are closely related to dimensionality reduction and can be computationally expensive. Popular ones include Laplacian Eigenmaps (Belkin and Niyogi, 2002) and IsoMaps (Saxena et al., 2004).

Random-walk methods are based on variations of the skip-gram objective (Mikolov et al., 2013) and learn representations by linearizing the graph through random walks. These methods, in particular DeepWalk (Perozzi et al., 2014), LINE (Tang et al., 2015), and node2vec (Grover and Leskovec, 2016), learn general-purpose unsupervised representations that have been shown to give excellent performance for semi-supervised node classification and link prediction. Planetoid (Yang et al., 2016) learn representations based on a similar objective specifically for semi-supervised node classification by explicitly accounting for the available label information during learning.

Finally graph neural networks, a collective term for networks that operate over graphs using message passing have seen a recent surge in popularity. Many variants exist and have shown success on several downstream applications, see for instance, (Duvenaud et al., 2015; Li et al., 2016; Kearnes et al., 2016; Kipf and Welling, 2017; Hamilton et al., 2017a) and the references therein. Gilmer et al. (2017) provide a comprehensive characterization of these networks in the message passing setup. We used Graph Convolution Networks, partly to provide a direct comparison with GAE/VGAE and leave the exploration of other GNN variants for future work.

6.3 Latent variable models for graphs

Many recent works share the same motivation as the current work. Closest to our framework is the GAE/VGAE approach by Kipf and Welling (2016) that we discussed in Section 5. Hierarchical Bayesian models parameterized by deep neural networks have also been proposed for graphs (Hu et al., 2017; Wang et al., 2017). Besides making strong assumptions about the model structure and being restricted to single graphs, these models have either expensive inference times requiring Markov chains (Hu et al., 2017) or are task-specific (Wang et al., 2017).

A likelihood-free approach, GraphGAN, was proposed recently by Wang et al. (2018) which learns a conditional generator for the neighborhood given a node using adversarial training. In contrast, we model entire graphs and yet, preserve locality information through a graph neural network parameterization. Another related work is due to Johnson (2017), where the author learns how to generate graphs from textual input. Their framework does not have an explicit probabilistic interpretation for modeling graph densities. Finally, there has been a fair share of recent work for generation of special kinds of graphs, such as parsed trees of source code (Maddison and Tarlow, 2014) and SMILES representations for molecules (Olivecrona et al., 2017). Our framework proposes a generative model for arbitrary undirected graphs.

7. Conclusion

We proposed Graphite, a framework for deep generative modeling and representation learning in graphs based on variational autoencoding. The encoders and decoders in our generative model are parameterized by graph neural networks that propagate information locally on a graph. To motivate our choice beyond empirical evidence, we highlighted novel connections of graph neural networks to first-order approximations of embedded mean-field inference in related latent variable models for structured data. Finally, our empirical evaluation demonstrated that Graphite consistently outperforms competing approaches for density estimation, link prediction, and node classification.

An interesting direction of future work is to explore the robustness of Graphite to permutation-invariance across graphs by incorporating robust graph representations (Verma and Zhang, 2017). In the future, we would also like to extend Graphite for richer graphs such as heterogeneous graphs, inference tasks such as community detection, and domain-specific generative synthesis applications in materials design and drug discovery.

References

- Albert-Laszlo Barabasi and Reka Albert. Emergence of scaling in random networks. *Science*, 286 (5439):509–512, 1999.
- Mikhail Belkin and Partha Niyogi. Laplacian eigenmaps and spectral techniques for embedding and clustering. In *Advances in Neural Information Processing Systems*, 2002.
- Karsten M Borgwardt and Hans-Peter Kriegel. Shortest-path kernels on graphs. In *International Conference on Data Mining*, 2005.
- Michael M Bronstein, Joan Bruna, Yann LeCun, Arthur Szlam, and Pierre Vandergheynst. Geometric deep learning: going beyond euclidean data. *IEEE Signal Processing Magazine*, 34(4):18–42, 2017.
- Joan Bruna, Wojciech Zaremba, Arthur Szlam, and Yann LeCun. Spectral networks and locally connected networks on graphs. In *International Conference on Learning Representations*, 2013.
- Deepayan Chakrabarti and Christos Faloutsos. Graph mining: Laws, generators, and algorithms. *ACM Computing Surveys*, 38(1):2, 2006.
- Hanjun Dai, Bo Dai, and Le Song. Discriminative embeddings of latent variable models for structured data. In *International Conference on Machine Learning*, 2016.
- Brendan L Douglas. The Weisfeiler-Lehman method and graph isomorphism testing. *arXiv preprint arXiv:1101.5211*, 2011.
- David K Duvenaud, Dougal Maclaurin, Jorge Iparraguirre, Rafael Bombarell, Timothy Hirzel, Alan Aspuru-Guzik, and Ryan P Adams. Convolutional networks on graphs for learning molecular fingerprints. In *Advances in Neural Information Processing Systems*, 2015.
- David Easley and Jon Kleinberg. *Networks, crowds, and markets: Reasoning about a highly connected world*. Cambridge University Press, 2010.
- Paul Erdős and Alfréd Rényi. On random graphs. *Publicationes Mathematicae (Debrecen)*, 6:290–297, 1959.
- Victor Garcia and Joan Bruna. Few-shot learning with graph neural networks. In *International Conference on Learning Representations*, 2018.
- Justin Gilmer, Samuel S Schoenholz, Patrick F Riley, Oriol Vinyals, and George E Dahl. Neural message passing for quantum chemistry. In *International Conference on Machine Learning*, 2017.

- Marco Gori, Gabriele Monfardini, and Franco Scarselli. A new model for learning in graph domains. In *International Joint Conference on Neural Networks*, 2005.
- Arthur Gretton, Karsten Borgwardt, Malte Rasch, Bernhard Schölkopf, and Alex Smola. A kernel method for the two-sample-problem. In *Advances in Neural Information Processing Systems*, 2007.
- Aditya Grover and Jure Leskovec. node2vec: Scalable feature learning for networks. In *International Conference on Knowledge Discovery and Data Mining*, 2016.
- Will Hamilton, Zhitao Ying, and Jure Leskovec. Inductive representation learning on large graphs. In *Advances in Neural Information Processing Systems*, 2017a.
- William L Hamilton, Rex Ying, and Jure Leskovec. Representation learning on graphs: Methods and applications. *arXiv preprint arXiv:1709.05584*, 2017b.
- Changwei Hu, Piyush Rai, and Lawrence Carin. Deep generative models for relational data with side information. In *International Conference on Machine Learning*, 2017.
- Daniel D. Johnson. Learning graphical state transitions. In *International Conference on Learning Representations*, 2017.
- Steven Kearnes, Kevin McCloskey, Marc Berndl, Vijay Pande, and Patrick Riley. Molecular graph convolutions: moving beyond fingerprints. *Journal of computer-aided molecular design*, 30(8): 595–608, 2016.
- Diederik P Kingma and Max Welling. Auto-encoding variational bayes. In *International Conference on Learning Representations*, 2014.
- Diederik P Kingma, Shakir Mohamed, Danilo Jimenez Rezende, and Max Welling. Semi-supervised learning with deep generative models. In *Advances in Neural Information Processing Systems*, 2014.
- Thomas N Kipf and Max Welling. Variational graph auto-encoders. *arXiv preprint arXiv:1611.07308*, 2016.
- Thomas N Kipf and Max Welling. Semi-supervised classification with graph convolutional networks. In *International Conference on Learning Representations*, 2017.
- Jure Leskovec, Deepayan Chakrabarti, Jon Kleinberg, Christos Faloutsos, and Zoubin Ghahramani. Kronecker graphs: An approach to modeling networks. *Journal of Machine Learning Research*, 11 (Feb):985–1042, 2010.
- Yujia Li, Daniel Tarlow, Marc Brockschmidt, and Richard Zemel. Gated graph sequence neural networks. In *International Conference on Learning Representations*, 2016.
- David Liben-Nowell and Jon Kleinberg. The link-prediction problem for social networks. *Journal of the Association for Information Science and Technology*, 58(7):1019–1031, 2007.
- John C Loehlin. *Latent variable models: An introduction to factor, path, and structural analysis*. Lawrence Erlbaum Associates Publishers, 1998.
- Christos Louizos, Kevin Swersky, Yujia Li, Max Welling, and Richard Zemel. The variational fair autoencoder. In *International Conference on Learning Representations*, 2016.
- Qing Lu and Lise Getoor. Link-based classification. In *International Conference on Machine Learning*, 2003.

- Laurens van der Maaten and Geoffrey Hinton. Visualizing data using t-sne. *Journal of Machine Learning Research*, 9(Nov):2579–2605, 2008.
- Chris Maddison and Daniel Tarlow. Structured generative models of natural source code. In *International Conference on Machine Learning*, 2014.
- Tomas Mikolov, Ilya Sutskever, Kai Chen, Greg S Corrado, and Jeff Dean. Distributed representations of words and phrases and their compositionality. In *Advances in Neural Information Processing Systems*, 2013.
- Michael Mitzenmacher. A brief history of generative models for power law and lognormal distributions. *Internet mathematics*, 1(2):226–251, 2004.
- Mark EJ Newman. The structure and function of complex networks. *SIAM review*, 45(2):167–256, 2003.
- Marcus Olivecrona, Thomas Blaschke, Ola Engkvist, and Hongming Chen. Molecular de-novo design through deep reinforcement learning. *Journal of cheminformatics*, 9(1):48, 2017.
- Fabian Pedregosa, Gaël Varoquaux, Alexandre Gramfort, Vincent Michel, Bertrand Thirion, Olivier Grisel, Mathieu Blondel, Peter Prettenhofer, Ron Weiss, Vincent Dubourg, et al. Scikit-learn: Machine learning in python. *Journal of Machine Learning Research*, 12(Oct):2825–2830, 2011.
- Bryan Perozzi, Rami Al-Rfou, and Steven Skiena. Deepwalk: Online learning of social representations. In *International Conference on Knowledge Discovery and Data Mining*, 2014.
- Ashutosh Saxena, Abhinav Gupta, and Amitabha Mukerjee. Non-linear dimensionality reduction by locally linear isomaps. In *International Conference on Neural Information Processing*, 2004.
- Franco Scarselli, Marco Gori, Ah Chung Tsoi, Markus Hagenbuchner, and Gabriele Monfardini. The graph neural network model. *IEEE Transactions on Neural Networks*, 20(1):61–80, 2009.
- Bernhard Schölkopf and Alexander J Smola. *Learning with kernels: Support vector machines, regularization, optimization, and beyond*. MIT press, 2002.
- P. Sen, G. M. Namata, M. Bilgic, L. Getoor, B. Gallagher, and T. Eliassi-Rad. Collective classification in network data. *AI Magazine*, 29(3):93–106, 2008.
- John Shawe-Taylor and Nello Cristianini. *Kernel methods for pattern analysis*. Cambridge university press, 2004.
- Nino Shervashidze and Karsten M Borgwardt. Fast subtree kernels on graphs. In *Advances in Neural Information Processing Systems*, 2009.
- Nino Shervashidze, SVN Vishwanathan, Tobias Petri, Kurt Mehlhorn, and Karsten Borgwardt. Efficient graphlet kernels for large graph comparison. In *International Conference on Artificial Intelligence and Statistics*, 2009.
- Nino Shervashidze, Pascal Schweitzer, Erik Jan van Leeuwen, Kurt Mehlhorn, and Karsten M Borgwardt. Weisfeiler-Lehman graph kernels. *Journal of Machine Learning Research*, 12(Sep): 2539–2561, 2011.
- Alex Smola, Arthur Gretton, Le Song, and Bernhard Schölkopf. A hilbert space embedding for distributions. In *International Conference on Algorithmic Learning Theory*, 2007.
- Kihyuk Sohn, Honglak Lee, and Xinchen Yan. Learning structured output representation using deep conditional generative models. In *Advances in Neural Information Processing Systems*, 2015.

- Jian Tang, Meng Qu, Mingzhe Wang, Ming Zhang, Jun Yan, and Qiaozhu Mei. Line: Large-scale information network embedding. In *International World Wide Web Conference*, 2015.
- Lei Tang and Huan Liu. Leveraging social media networks for classification. *Data Mining and Knowledge Discovery*, 23(3):447–478, 2011.
- Saurabh Verma and Zhi-Li Zhang. Hunt for the unique, stable, sparse and fast feature learning on graphs. In *Advances in Neural Information Processing Systems*, 2017.
- SVN Vishwanathan, Nicol N Schraudolph, Risi Kondor, and Karsten M Borgwardt. Graph kernels. *Journal of Machine Learning Research*, 11(Apr):1201–1242, 2010.
- Martin J Wainwright, Michael I Jordan, et al. Graphical models, exponential families, and variational inference. *Foundations and Trends® in Machine Learning*, 1(1–2):1–305, 2008.
- Hao Wang, Xingjian Shi, and Dit-Yan Yeung. Relational deep learning: A deep latent variable model for link prediction. In *AAAI Conference on Artificial Intelligence*, 2017.
- Hongwei Wang, Jia Wang, Jialin Wang, Miao Zhao, Weinan Zhang, Fuzheng Zhang, Xing Xie, and Minyi Guo. Graphgan: Graph representation learning with generative adversarial nets. In *AAAI Conference on Artificial Intelligence*, 2018.
- Duncan J Watts and Steven H Strogatz. Collective dynamics of small-worldnetworks. *Nature*, 393(6684):440, 1998.
- Boris Weisfeiler and AA Lehman. A reduction of a graph to a canonical form and an algebra arising during this reduction. *Nauchno-Technicheskaya Informatsia*, 2(9):12–16, 1968.
- Jason Weston, Frédéric Ratle, and Ronan Collobert. Deep learning via semi-supervised embedding. In *International Conference on Machine Learning*, 2008.
- Pinar Yanardag and SVN Vishwanathan. Deep graph kernels. In *International Conference on Knowledge Discovery and Data Mining*, 2015.
- Zhilin Yang, William W Cohen, and Ruslan Salakhutdinov. Revisiting semi-supervised learning with graph embeddings. *arXiv preprint arXiv:1603.08861*, 2016.

Appendices

Appendix A. Proof of Theorem 2

Proof For simplicity, we state the proof for a single variational marginal density $\mu_i^{(l)}$ and consider that $\mu_i^{(l)}$ for all $l \in \mathbb{N} \cup 0$ are single dimensional.

Let us denote $\mathbf{N}_i^{(l)} \in \mathbb{R}^n$ to be the vector of neighboring kernel embeddings at iteration l such that the j -th entry of $\mathbf{N}_i^{(l)}$ corresponds to $\mu_j^{(l)}$ if $j \in \mathcal{N}(i)$ and zero otherwise. Hence, we can rewrite Eq. (15) as:

$$\mu_i^{(l)} = \tilde{O}_{i,\mathbf{A},\mathbf{X}} \left(\mathbf{N}_i^{(l-1)} \right) \quad (16)$$

where we have overloaded $\tilde{O}_{i,\mathbf{A},\mathbf{X}}$ to now denote a function that takes as argument an n -dimensional vector but is evaluated only with respect to the embeddings of the neighbors of node i .

Assuming that the function $\tilde{O}_{i,\mathbf{A},\mathbf{X}}$ is differentiable, a first-order Taylor expansion of Eq. (16) around the origin $\mathbf{0}$ is given by:

$$\mu_i^{(l)} \approx \tilde{O}_{i,\mathbf{A},\mathbf{X}}(\mathbf{0}) + \mathbf{N}_i^{(l-1)} \cdot \nabla \tilde{O}_{i,\mathbf{A},\mathbf{X}}(\mathbf{0}). \quad (17)$$

Again, for simplicity, let us assume a GNN with a single activation per node in every layer, *i.e.*, $\mathbf{H}^{(l)} \in \mathbb{R}^n$. This also implies that the biases and weights can be expressed as n -dimensional vectors, *i.e.*, $\mathbf{B}_l \in \mathbb{R}^n$ and $\mathbf{W}_l \in \mathbb{R}^n$. For a single entry of the layerwise activation vector, we can specify Eq. (2) component-wise as:

$$H_i^{(l)} = \eta_l \left(B_{l,i} + \sum_{f \in \mathcal{F}_i} f(\mathbf{A}_i) \mathbf{H}^{(l-1)} \mathbf{W}_l \right) \quad (18)$$

where \mathbf{A}_i denotes the i -th row of \mathbf{A} and is non-zero only for entries corresponding to the neighbors of node i .

Now, consider the following instantiation of Eq. (18):

- $B_{l,i} \leftarrow \tilde{O}_{i,\mathbf{A},\mathbf{X}}(\mathbf{0})$
- A family of transformations $\mathcal{F}_l = \{f_j\}_{j=1}^n$ where $f_j = \delta_j A_{ij}$
- $W_{l,i} \leftarrow \frac{\partial \tilde{O}_{i,\mathbf{A},\mathbf{X}}}{\partial \mu_j^{(l)}}(\mathbf{0})$
- $\eta_l \leftarrow \mathcal{I}$ (identity function)

With the above substitutions, we can equate the first order approximation in Eq. (16) to the GNN message passing rule in Eq. (18). With vectorized notation, the derivation above also applies to entire vectors of variational marginal embeddings with arbitrary dimensions, thus completing the proof. ■

Table 5: Citation network statistics

	Nodes	Edges	Node Features	Label Classes
Cora	2708	5429	1433	7
Citeseer	3327	4732	3703	6
Pubmed	19717	44338	500	3

Appendix B. Experiment Specifications

B.1 Dataset details

Table 5 characterizes the citation networks used in our experiments.

B.2 Link Prediction

We used the SC implementation from Pedregosa et al. (2011) and public implementations for others made available by the authors. For SC, we used a dimension size of 128. For DeepWalk and node2vec which uses a skipgram like objective on random walks from the graph, we used the same dimension size and default settings used in Perozzi et al. (2014) and Grover and Leskovec (2016) respectively of 10 random walks of length 80 per node and a context size of 10. For node2vec, we searched over the random walk bias parameters using a grid search in $\{0.25, 0.5, 1, 2, 4\}$ as prescribed in the original work. For GAE and VGAE, we used the same architecture as VGAE and Adam optimizer with learning rate of 0.01.

For Graphite-AE and Graphite-VAE, we used an architecture of 32-32 units for the encoder and 16-32-16 units for the decoder trained using the Adam optimizer (Kingma and Welling, 2014) with a learning rate of 0.01. The dropout rate (for edges) and λ were tuned as hyperparameters on the validation set to optimize the AUC, whereas traditional dropout was set to 0 for all datasets. Additionally, we trained every model for 500 iterations and used the model checkpoint with the best validation loss for testing. Scores are reported as an average of 50 runs with different train/validation/test splits (with the requirement that the training graph necessarily be connected).

For Graphite, we observed that using a form of skip connections to define a linear combination of the initial embedding \mathbf{Z} and the final embedding \mathbf{Z}^* is particularly useful. The skip connection consists of a tunable hyperparameter λ controlling the relative weights of the embeddings. The final embedding of Graphite is a function of the initial embedding Z and the last induced embedding Z^* . We consider two functions to aggregate them into a final embedding. That is, $(1 - \lambda)Z + \lambda Z^*$ and $Z + \lambda Z^* / \|Z^*\|$, which correspond to a convex combination of two embeddings, and an incremental update to the initial embedding in a given direction, respectively. Note that in either case, GAE and VGAE reduce to a special case of Graphite, using only a single inner-product decoder (*i.e.*, $\lambda = 0$). On Cora and Pubmed final embeddings were derived through convex combination, on Citeseer through incremental update.

B.3 Semi-supervised Classification

We report the baseline results for SemiEmb (Weston et al., 2008), DeepWalk (Perozzi et al., 2014), ICA (Lu and Getoor, 2003) and Planetoid (Yang et al., 2016) as specified in Kipf and Welling (2017). GCN uses a 32-16 architecture with ReLu activations and early stopping after 10 epochs without increasing validation accuracy. The Graphite-hybrid model uses the same architecture as in link prediction (with no edge dropout). The parameters of the posterior distributions are concatenated with node features to predict the final output. The Graphite-gen model contains hidden layers with 16 units for all parametrized learned distributions. The parameters for both models are learned using the Adam optimizer (Kingma and Welling, 2014) with a learning rate of 0.01. All accuracies are taken as an average of 100 runs.

B.4 Density Estimation

For the experiments on density estimation, we pick a graph family, then train and validate on graphs sampled exclusively from that family. We consider graphs with nodes ranging between 10 and 20 nodes belonging to the following graph families :

- Erdos-Renyi (Erdős and Rényi, 1959): each edge independently sampled with probability $p = 0.5$
- Ego Network: a random Erdos-Renyi graph with all nodes neighbors of one randomly chosen node
- Random Regular: uniformly random regular graph with degree $d = 4$
- Random Geometric: graph induced by uniformly random points in unit square with edges between points at euclidean distance less than $r = 0.5$
- Random Power Tree: Tree generated by randomly swapping elements from a degree distribution to satisfy a power law distribution for $\gamma = 3$
- Barabasi-Albert (Barabasi and Albert, 1999): Preferential attachment graph generation with attachment edge count $m = 4$

We use convex combinations over three successively induced embeddings. Scores are reported over an average of 50 runs. Additionally, a two-layer neural net is applied to the initially sampled embedding \mathbf{Z} before being fed to the inner product decoder for GAE and VGAE, or being fed to the iterations of Eqs. (9) and (10) for Graphite and Graphite-AE.

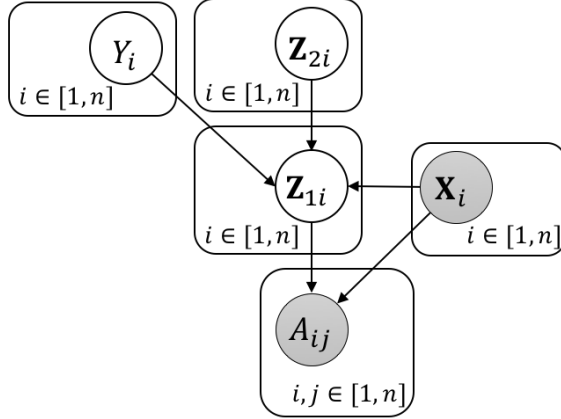


Figure 5: Latent variable model for Graphite-gen.

Appendix C. Graphite-gen learning objective

To elaborate on the model of Graphite-gen, we further characterize the graphical model of Figure 5. This model is distinguished from Figure 1 in the assumption of independently generated variables \mathbf{Y}_i and \mathbf{Z}_{2i} for each node, capturing label information and non-label information respectively. This distinction enables a purely generative model that, through inference, can generate label variables directly. Based on the factorization of that model, we assume a generative process by which for every node i :

$$\mathbf{Y}_i \sim p_\theta(\mathbf{Y}_i) = \text{Cat}(\mathbf{Y}_i), \mathbf{Z}_{2i} \sim p_\theta(\mathbf{Z}_{2i}) = \mathcal{N}(\mathbf{0}, \mathbf{I})$$

$$\mathbf{Z}_{1i} \sim p_\theta(\mathbf{Z}_{1i} | \mathbf{Y}_i, \mathbf{Z}_{2i}) = \mathcal{N}(\mu(\mathbf{Y}_i, \mathbf{Z}_{2i}), \sigma(\mathbf{Y}_i, \mathbf{Z}_{2i}))$$

And \mathbf{A}_{ij} is generated as before. Note that for labeled \mathbf{Y}_i , we instead choose the prior to be a one-hot categorical distribution that assigns the correct label.

Similarly, the inference model defines $q_\phi(\mathbf{Z}_{1i} | \mathbf{A}, \mathbf{X})$ and $q_\phi(\mathbf{Z}_{2i} | \mathbf{Z}_{1i}, \mathbf{Y}_i)$ as normal distributions with mean and covariance parameterized by neural nets, and $q_\phi(\mathbf{Y}_i | \mathbf{A}, \mathbf{X}, \mathbf{Z}_{1i})$ as a categorical distribution with unnormalized label probabilities parameterized by a neural net. If we define U as the set of unlabeled nodes, rederiving the ELBO gives the following objective function $L(\theta, \phi)$.

$$\begin{aligned} L(\theta, \phi) = & \mathbb{E}_{q_\phi(\mathbf{Z} | \mathbf{A}, \mathbf{X})} [\log p_\theta(\mathbf{A} | \mathbf{Z}, \mathbf{X})] \\ & + \sum_{i \notin U} \mathbb{E}_{q_\phi(\mathbf{Z}_{1i} | \mathbf{A}, \mathbf{X})} [-KL(q_\phi(\mathbf{Z}_{2i} | \mathbf{Z}_{1i}, \mathbf{Y}_i) || p_\theta(\mathbf{Z}_{2i}))] \\ & + \mathbb{E}_{q_\phi(\mathbf{Z}_{1i} | \mathbf{A}, \mathbf{X}) q_\phi(\mathbf{Z}_{2i} | \mathbf{Z}_{1i}, \mathbf{Y}_i)} [\log p_\theta(\mathbf{Z}_{1i} | \mathbf{Y}_i, \mathbf{Z}_{2i}) - \log q_\phi(\mathbf{Z}_{1i} | \mathbf{A}, \mathbf{X})] \\ & + \sum_{i \in U} \mathbb{E}_{q_\phi(\mathbf{Z}_{1i} | \mathbf{A}, \mathbf{X})} [-KL(q_\phi(\mathbf{Z}_{2i} | \mathbf{Z}_{1i}, \mathbf{Y}_i) || p_\theta(\mathbf{Z}_{2i}))] \\ & + \mathbb{E}_{q_\phi(\mathbf{Z}_{1i}, \mathbf{Y}_i, \mathbf{Z}_{2i} | \mathbf{A}, \mathbf{X})} [\log p_\theta(\mathbf{Z}_{1i} | \mathbf{Y}_i, \mathbf{Z}_{2i}) - \log q_\phi(\mathbf{Z}_{1i} | \mathbf{A}, \mathbf{X})] \\ & + \mathbb{E}_{q_\phi(\mathbf{Z}_{1i} | \mathbf{A}, \mathbf{X})} [-KL(q_\phi(\mathbf{Y}_i | \mathbf{A}, \mathbf{X}, \mathbf{Z}_{1i}) || p_\theta(\mathbf{Y}_i))] \end{aligned}$$

In order to use inference for classification, we add to this function a cross-entropy classification loss of the inference function $q_\phi(\mathbf{Y}_i | \mathbf{A}, \mathbf{X}, \mathbf{Z}_{1i})$ over all labeled nodes to obtain the final objective function, for further details see Louizos et al. (2016) and Kingma et al. (2014).