

# Towards Efficient Data-flow Test Data Generation

Ting Su, Chengyu Zhang, Yichen Yan, Lingling Fan, Geguang Pu, Yang Liu, Zhoulai Fu, and Zhendong Su

**Abstract**—Data-flow testing (DFT) checks the correctness of variable definitions by observing their corresponding uses. It has been empirically proved to be more effective than control-flow testing in fault detection, however, its complexities still overwhelm the testers in practice. To tackle this problem, we introduce a hybrid testing framework: (1) The core of our framework is symbolic execution, enhanced by a novel guided path search to improve testing performance; and (2) we systematically cast DFT as reachability checking in software model checking to complement SE, yielding practical DFT that combines the two techniques' strengths. We implemented our framework on the state-of-the-art symbolic execution tool KLEE and model checking tools BLAST, CPAchecker and CBMC, and extensively evaluate it on 30 real-world subjects with collectively 22,793 def-use pairs. The enhanced SE approach not only covers more pairs, but also reduces testing time by 10~43%. The model checking approach can effectively weed out infeasible pairs that KLEE cannot infer by 70.1~95.8%. Finally, for all subjects, our hybrid approach can improve data-flow coverage by 28.7~46.3%, and reduce testing time by up to 64.6% than the symbolic execution approach alone. This hybrid approach also enables the cross-checking of each component for reliable and robust testing results.

**Index Terms**—Data-flow testing, Symbolic execution, Model checking.

## 1 INTRODUCTION

IT is widely recognized that white-box testing is one of the most important activities to ensure software quality, where the testers design inputs to exercise program paths in the code, and validate the outputs with specifications. Code coverage criteria are popular metrics to guide such test selection. For example, control-flow based criteria (*e.g.*, statement, branch, condition coverage) require to cover the specified program elements, *e.g.*, statements, branches and conditions, at least once [1]. In contrast, data-flow based criteria [2], [3], [4] focus on the flow of data, and aim to detect potential data interaction anomalies. It verifies the correctness of variable definitions by observing the values at the corresponding uses.

As a recent survey [5] shows, several empirical studies [6], [7], [8], [9] have demonstrated that data-flow testing is more effective in fault detection than control-flow testing. However, several challenges still hinder the adoption of DFT in practice: (1) *Few data-flow coverage tools exist.* To our knowledge, ATAC [10], [11] is the only publicly available tool, developed two decades ago, to measure data-flow coverage for C programs. However, there are plenty of tools for other structural criteria [12]. (2) *The complexity of data-flow testing overwhelms the testers.* Test objectives *w.r.t.* data-flow testing (*e.g.*, def-use pairs) are much more than those of control-flow testing. Moreover, it is more difficult to design a test case for a def-use pair, since the test case needs to reach a variable definition first and then the corresponding use

than just covering a statement or a branch. (3) *Infeasible test objectives and variable aliases further undermine the effectiveness of DFT.* Due to the conservativeness of classic data-flow analysis techniques in identifying test objectives, infeasible objectives (the paths from the variable definition to the use are infeasible) may be included, which undermines the testing effectiveness and precision. In addition, variable aliases make data-flow testing more difficult.

To aid data-flow testing, many testing techniques have been proposed in the past few decades. For example, search-based approach [13], [14], [15], [16] uses genetic algorithms to guide test generation to cover the target def-use pairs. It generates an initial population of test cases, and iteratively applies mutation and crossover operations on them to optimize the designated fitness function. Random testing [13], [17] generates random test inputs or random paths to satisfy data-flow coverage. Some work uses the idea of collateral coverage [18], [19], *i.e.*, the relation between data-flow criteria and the other criteria (*e.g.*, branch coverage), to infer data-flow based test cases. However, these approaches are either inefficient (*e.g.*, random testing may generate a large number of redundant test cases) or imprecise (*e.g.*, genetic algorithms and collateral coverage-based approach may not be able to identify infeasible test objectives).

The aforementioned challenges underline the importance of an automated, effective data-flow testing technique, which can efficiently generate data-flow based test cases as well as detect infeasible test objectives. To this end, we introduce a hybrid data-flow testing framework, which synergizes two state-of-the-art techniques, *i.e.*, *symbolic execution* and *model checking*, to tackle these challenges. It takes as input the program under test, and (1) outputs test cases for feasible test objectives, and (2) identifies infeasible objectives and eliminates them — without any false positives.

Symbolic execution (SE) [20] is a program analysis tech-

- T. Su and Y. Liu are with School of Computer Science and Engineering, Nanyang Technological University, Singapore.
- C. Zhang, Y. Yan, L. Fan and G. Pu are with School of Computer Science and Software Engineering, East China Normal University, China.
- Z. Fu is with School of Computer Science, IT University of Copenhagen, Denmark.
- Z. Su is with Department of Computer Science, University of California, Davis, USA.

nique, which symbolically explores program paths to exhibit software behaviors, and has been widely adopted in test data generation [21], [22]. In particular, dynamic symbolic execution (or *concolic testing* [23], [24], [25], an extension of symbolic execution with the combination of concrete execution) has been applied to enforce various coverage criteria (e.g., statement, branch, logical, boundary value and mutation testing) [26], [27], [28], [29], [30]. Software model checking is a program verification technique. It takes as input the system under test and a property of interest, and either proves the safety of property or returns a counter-example when it finds a violation. It has been used to automatically verify safety properties of device drivers in OS [31], [32], [33], as well as test generation for statement or branch coverage [34].

However, little effort exists in applying symbolic execution to data-flow testing. It is challenging to find a program path to cover a target def-use pair from a large number of program paths in a real-world program. To counter this path explosion problem, we designed a *cut-point guided path exploration* strategy to improve the performance of symbolic execution for DFT. The key intuition is to find a set of critical program locations (named *cut points*) that must be traversed through in order to cover the pair. By following these points during the exploration, we can narrow the path search space, and boost the testing performance. On the other hand, in order to identify infeasible test objectives, we reduce the problem of DFT into path reachability checking in software model checking. Our key idea is to encode the test obligation (i.e., the property) of a def-use pair into the program under test, and use model checkers to verify it. The model checking approach can complement the symbolic execution approach in two ways: (1) It can generate test cases for feasible pairs, as well as identify infeasible ones; (2) These two approaches can cross-check each other to validate the correctness and consistency of the testing results.

The initial idea of this hybrid data-flow testing approach was described in [35], and in this paper we have made several significant improvements: (1) We optimized our original cut-point guided search with several exploration strategies (e.g., backtrack), and took substantial efforts to implement our approach on the state-of-the-art symbolic execution engine KLEE [21] (previously implemented on our own concolic testing tool CAUT [30], [35], which was capable of evaluating only 6 subjects), and further compared our approach with various existing testing strategies on KLEE. Due to the differences in the design and architecture between KLEE and CAUT, the implementation is not straightforward. But this effort brings several benefits: First, it provides a uniform and fair platform to investigate the effectiveness of our testing strategy with many existing state-of-the-art ones; Second, it provides a robust platform to enable extensive evaluation of real-world subjects and better integration with model checkers. Third, this extension of KLEE could benefit industrial practitioners and also academic researchers to apply or investigate data-flow testing. (2) We implemented and extended the model checking-based approach on two different techniques, i.e., Counter-Example Guided Abstract Refinement (CEGAR) [31], [36], [37] and Bounded Model Checking (BMC) [38], and comprehensively compared their effectiveness and performance

for data-flow testing; (3) We further gave the proofs of the correctness of cut-point guided search strategy in symbolic execution and the soundness of our hybrid approach; (4) We dedicatedly and rigorously setup a benchmark repository for data-flow testing, and extensively evaluated on 30 real-world programs with various data-flow usage scenarios, including 7 non-trivial subjects from previous DFT research work [6], [8], [14], [39], [40], [41], [42], 7 subjects from SIR [43], 16 subjects from SV-COMP [44] so as to gain a overall understanding of our hybrid testing framework. (5) We cross-checked each component for providing reliable testing results, investigated the reasons of inconsistent cases, and gave detailed discussions. In the future, we will integrate our approach into SmartUnit [45], a commercial unit testing tool developed by ourselves, to enable the application of DFT in industrial cases.

In all, this paper makes the following contributions:

- We propose a symbolic execution-based approach, which is enhanced by a cut point guided path search algorithm, to achieve efficient data-flow testing. With this enhancement, we can cover more test objectives and reduce testing time by 10~43% and the number of explored paths by 13~69% than existing strategies.
- We propose a lightweight yet effective approach to reduce the problem of data-flow testing into path reachability checking in software model checking. We adapt this approach on two different model checking techniques, CEGAR and BMC, which can effectively weed out infeasible test objectives that SE cannot infer by 70.1%~95.8%.
- We propose a practical hybrid data-flow testing framework which synergistically combines symbolic execution and model checking techniques. With the strengths from these two techniques, this framework achieves automated, efficient and reliable data-flow testing, which is general for other coverage criteria as well.
- We dedicatedly set up a benchmark repository for evaluation, and make all the artifacts (benchmarks, tools, scripts) publicly available at [https://tingsu.github.io/files/hybrid\\_dft.html](https://tingsu.github.io/files/hybrid_dft.html), which provides a solid basis for the future research on data-flow testing.

The paper is organized as follows. Section 2 surveys the related work in data-flow testing. Section 3 gives more background and Section 4 gives an overview of our testing framework with an illustrative example. Section 5 details our approach. Section 6 proves the correctness and soundness of our approach, and Section 7 explains the design and implementation. Section 8 presents the evaluation results. Section 9 concludes the paper.

## 2 RELATED WORK

Coverage-based test selection is a long-standing problem in software testing [46]. To meet different testing requirements, various coverage criteria have been proposed [47], [48], [49], [50], [51], and much research effort has been endeavored [22], [52], [53], [54], [55].

Data-flow testing, as one form of white-box testing, has been continuously investigated in the past four decades since its first proposal in 1976 [5]. A number of empirical studies have been conducted to investigate its effectiveness

and complexities [6], [7], [8], [9], [56]. In the following, we summarize the existing approaches, techniques and tools to enforce data-flow test generation.

**Search-based testing.** Search-based software testing [55] is the most widely used approach to aid DFT, which utilizes meta-heuristic search techniques to identify test inputs for def-use pairs. Girgis [13] first uses Genetic Algorithm (GA) to generate data-flow test data for Fortran programs, and Ghiduk *et al.* [14] use GA for C++ programs. The GA algorithm takes as input an initial population of random inputs, and uses a designated fitness function to measure the closeness of the execution paths against a target def-use pair. It then iteratively uses genetic operators (*e.g.*, selection, mutation, crossover) to generate more promising inputs to satisfy the pair. But their approaches are only evaluated on some trivial programs, and the tools are not available. Later, Vivanti *et al.* [15] and Denaro *et al.* [16] apply GA to aid data-flow testing for Java programs by the tool *EvoSuite* [57], in which a test case is represented as a sequence of method invocations on class objects, and a fitness function is designed to guide the search to reach the variable definition first and then the use. Matteo [58] applies GA with a multi-objective fitness function to generate data-flow test data for Java classes, and implements the idea on the tool *Testful* [59]. Other efforts include [60], [61], [62], [63]. In addition, other optimization-based search algorithms are also used, *e.g.*, Nayaket *et al.* [64] and Singla *et al.* [65], [66] use particle swarm optimization, Ghiduk [67] uses ant colony optimization, but these optimization-based approaches have only been evaluated on laboratory programs without available tools.

**Random testing.** As a classic testing method, random testing [13], [14], [16], [68] randomly generates test data to satisfy data-flow coverage. Girgis *et al.* [17] randomly selects control flow paths from the program graph to cover def-use pairs, and uses test generation tools to derive concrete input values from these paths.

**Collateral coverage-based testing.** Collateral coverage [69] is one testing approach that exploits the observation that the test case that satisfies one target test objective can also “accidentally” cover the others. Therefore, some researchers leverage this similar idea to achieve data-flow coverage, *i.e.*, test objectives *w.r.t.* data-flow coverage can be covered when another coverage is enforced. Malevris *et al.* [18] use branch coverage to achieve data-flow coverage. They evaluate their approach on 59 units written in different programming languages, and find that, on average, over 40% all-uses coverage can be achieved when branch coverage is enforced. Merlo *et al.* [70] exploit the coverage implication between data-flow coverage and statement coverage to achieve intra-procedural data-flow testing. In particular, they identify a set of statements whose coverage can imply the coverage of a set of def-use pairs before doing data-flow testing. Marré *et al.* [40], [71] proposes an approach to find a minimal set of def-use pairs that can subsume all the other pairs, *i.e.*, the coverage of those pairs outside the set can be directly inferred by the pairs therein. As a result, the aim of data-flow testing is to cover the pairs in that minimal set. Santelices *et al.* [72] present a subsumption algorithm for program entities of different types, *e.g.*, def-use pairs, branches and call sequences. Later, they extend this algorithm, and

use the level of branch coverage to infer the the level of data-flow coverage [19]. It can greatly reduce the cost of coverage computation since the program is instrumented at branch level instead of def-use pair level, but may sacrifice the coverage precision to some extent.

**Classic symbolic execution.** Girgis [73] develops a simple symbolic execution system for DFT, which statically generates program paths *w.r.t.* a certain control-flow criterion (*e.g.*, branch coverage), and then selects those executable ones that can cover the def-use pairs of interest. By solving the constraints of those feasible paths, this system can produce a test suite *w.r.t.* data-flow coverage. Buy *et al.* [74] adopts three techniques, *i.e.*, data-flow analysis, symbolic execution and automated deduction to perform data-flow testing. Symbolic execution first identifies the relation between the input and output variables of each method in a class, and then collects the method preconditions from a feasible and def-clear path that can cover the target pair. An automated backward deduction technique is later used to find a sequence of method invocations (*i.e.*, a test case) to satisfy these preconditions. However, they have provided little evidence of practice. Later, Vincenzo *et al.* [75] extend this technique from single class to multiple classes, *i.e.*, considering the interactions between classes. It incrementally generate test cases for single class, and then multiple classes. Khamis *et al.* [76] propose a dynamic domain reduction (DDR)-based method [77] for DFT. The DDR technique basically integrates the idea of symbolic execution and constraint-based testing, and starts from the initial domains of input variables and program flow graph to dynamically find a path that can reach the target def-use pair. During the execution, symbolic execution reduces the domain of input variables, and a search algorithm infers test inputs from the path constraint.

**Classic model checking.** Hong *et al.* [78] adopt classic CTL-based model checking to generate data-flow test data. In detail, the program is modeled as a Kripke structure and the requirements of data-flow coverage are characterized as a set of CTL property formulas. They use SMV [79] to check the property formulas *w.r.t.* the Kripke structure. A counter-example for a property represents a test case for the target def-use pair. However, this approach requires manual intervention, and its scalability is also unclear since it is only demonstrated on a trivial example program.

**Data-flow coverage tools.** To aid data-flow testing, researchers have developed several tools to measure data-flow coverage for different languages (including Pascal, C/C++, Java and bytecode), *e.g.*, ASSET [80], ATAC [11], Coverlipse [81], DaTec [82], DuaF [19], TACTIC [83], POKE-TOOL [84], JaBUti [85], JMockit [86], Jazz [87], DFC [88], BA-DUA [89]. However, none of these tools support automatic data-flow test data generation.

In all, there are plenty of work on DFT, however, they are either inefficient or imprecise, and have not been comprehensively evaluated and concluded. Up to now, few practical techniques and tools exist that can achieve efficient and precise data-flow test generation for C program. Thus, this work aims to tackle this problem.

### 3 PRELIMINARIES

#### 3.1 Problem Definition

**Definition 3.1** (Program Paths). *Two kinds of program paths, i.e., control flow paths and execution paths are distinguished during data-flow testing. Control flow paths are the paths from the control flow graph of the program under test, which abstract the flow of control. Execution paths are driven by concrete program inputs, which represent dynamic program executions. Both of them can be represented as a sequence of control points (denoted by line numbers), e.g.,  $l_1, \dots, l_i, \dots, l_n$ .*

**Definition 3.2** (Def-use Pair). *The test objective of data-flow testing is referred as a def-use pair, denoted by  $du(l_d, l_u, v)$ . Such a pair appears when there exists a control flow path that starts from the variable definition statement  $l_d$  (or the def statement in short), and then reaches the variable use statement  $l_u$  (or the use statement in short), but no statements on the subpaths from  $l_d$  to  $l_u$  redefine the variable  $v$ .*

In particular, two kinds of def-use pairs are distinguished. For a def-use pair  $(l_d, l_u, v)$ , if the variable  $v$  is used in a computation statement at  $l_u$ , the pair is a *computation-use* (or *c-use* in short, denoted by  $dcu(l_d, l_u, v)$ ). If  $v$  is used in a conditional statement (e.g., an *if* or *while* statement) at  $l_u$ , the pair is a *predicate use* (or *p-use* in short). At this time, two def-use pairs appear and can be denoted by  $dpu(l_d, (l_u, l_t), v)$  and  $dpu(l_d, (l_u, l_f), v)$ , where  $(l_u, l_t)$  and  $(l_u, l_f)$  represents the *true* and the *false* edge of the conditional statement, respectively.

**Definition 3.3** (Data-flow Testing). *Data-flow testing requires to generate at least one test case  $t$  for each def-use pair  $(l_d, l_u, v)$  in the program  $P$  under test. The test input  $t$  should drive an execution path  $p$  that covers the variable definition statement at  $l_d$ , and then covers variable use statement at  $l_u$ , but without covering any redefinition statements w.r.t  $v$ , i.e., the subpath from  $l_d$  to  $l_u$  is a def-clear path. Such a test adequacy requirement is called all def-use coverage<sup>1</sup> in data-flow testing.*

In particular, for a c-use pair,  $t$  should cover  $l_d$  and  $l_u$ ; for a p-use pair,  $t$  should cover  $l_d$  and its true or false branch, i.e.,  $(l_u, l_t)$  and  $(l_u, l_f)$ , respectively. Note that in this paper, we focus on the problem of classic data-flow testing, i.e., given a def-use pair, our approach generates a test case that satisfies this pair. It is useful in the scenario where testers need to check the def-use relation of specific variables of interest. We do not consider the case where some pairs can be accidentally covered when testing a target pair, which has already been investigated in collateral coverage-based approach [40], [71].

#### 3.2 Symbolic Execution

Symbolic execution (SE) is a classic program analysis technique which can systematically explore program paths [22]. It uses *symbolic values* in place of *concrete values* to represent program variables. Typically, SE maintains an initial *execution state* (ES), which contains three key elements: (1) the symbolic input values; (2) the symbolic expressions over program variables; and (3) a symbolic path constraint  $pc$

in terms of the input variables, which corresponds to a specific program execution path  $p$ . During execution, when it encounters a conditional statement (e.g., *if*( $e$ )  $s_1$  *else*  $s_2$ ), SE will create a new state  $ES'$  from the original state  $ES$ , and updates the path constrain of  $ES'$  as  $pc \wedge \neg(e)$ , while updates that of  $ES$  as  $pc \wedge (e)$ .  $ES$  and  $ES'$  respectively represent the two program states that fork at the *true* and *false* branch of the conditional statement. Therefore, SE will choose either one to execute, and fork more execute states to explore.

In the context of data-flow testing, traditional SE iterates the following loop: SE picks an unexecuted state according to certain selection algorithm (i.e., the path exploration strategy), and tries to explore a new execution path. To achieve this, SE consults a constraint solver with the path constraint  $pc$  to decide its satisfiability. If  $pc$  is satisfiable, a new test input  $t$  is obtained, which can execute out a path  $p$  starting from the program entry and reaching the current program location. Once the target def-use pair  $du$  is covered by  $p$ , the test input  $t$  satisfies the pair  $du$  and SE stops. Otherwise, SE will give up the exploration of this infeasible direction, and continue to explore the other execution states.

#### 3.3 Software Model Checking

Model checking is one classic program verification technique to prove the program correctness against some properties of interest [91]. The current popular model checking approaches include Counter-example Guided Abstract Refinement (CEGAR) [31], [32], [33], Bounded Model Checking (BMC) [38] and *etc.* Take CEGAR as an example, it has been applied to check safety properties of complex software systems. It takes as input the program source code and the safety property of interest, and either proves that the property holds or returns a counter-example path to demonstrate its violation if the property fails. CEGAR starts from an initial coarse program abstraction, i.e., the *control flow automata* (derived from the program control-flow graph), and checks whether there exists a program path that violates of the property  $p$  at some specified program location  $l$ . If it finds such a path, it will analyze the feasibility of this path, i.e., is the violation genuine or is due to the result of incomplete program abstraction? If the path is feasible, CEGAR can generate a test input from its path constraint. Otherwise, CEGAR will use this path to refine the program abstraction, and continue the checking procedure.

### 4 APPROACH OVERVIEW

Fig. 1 shows the workflow of our hybrid data-flow testing framework. It takes as input the program source code, and follows the three steps below to achieve automated, efficient DFT: (1) The *static analysis* module uses data-flow analysis to identify def-use pairs, and adopts dominator analysis to analyze the sequence of cut points for each pair (see Section 5.1). (2) For each pair, the *symbolic execution* module adopts a cut point-guided search strategy to efficiently find an execution path that could cover it within a specified time bound (see Section 5.2). (3) For the remaining uncovered (possibly infeasible) pairs, the *model checking* module encodes the test obligation of each def-use pair into the program under test, and enforces reachability checking (also

1. In this paper, we follow the all def-use coverage defined by Rapps and Weyuker [2], [90], since almost all of the literature that followed uses or extends this definition.

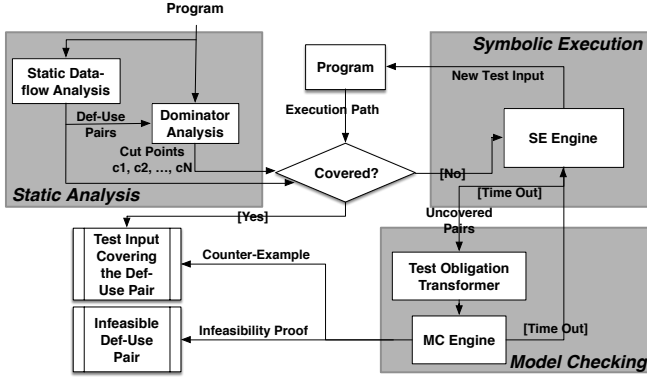


Fig. 1. Workflow of the hybrid data-flow testing framework, which combines symbolic execution and model checking.

within a time bound) on it — verify feasible ones with real inputs and eliminate infeasible ones with proofs (see Section 5.3). If the testing resource permits, the framework iterates between (2) and (3) by lifting the time bound to continue test those remaining uncovered pairs. By this way, our framework outputs test cases for feasible test objectives, and weeds out infeasible ones by proofs — without any false positives.

#### 4.1 Illustrative Example

Fig. 2 shows an example program *power*, which accepts two integers  $x$  and  $y$ , and outputs the result of  $x^y$ . The right sub-figure shows the control flow graph of *power*.

**Step 1: Static Analysis.** For the variable *res* (it stores the computation result of  $x^y$ ), the static analysis procedure can find two typical def-use pairs with their cut points:

$$du_1 = (l_8, l_{17}, res) \quad (1)$$

$$du_2 = (l_8, l_{18}, res) \quad (2)$$

Below, we illustrate how our hybrid approach can efficiently achieve DFT on these two def-use pairs — SE can efficiently cover the feasible pair  $du_1$ , and CEGAR can effectively conclude the infeasibility of  $du_2$ .

**Step 2: Symbolic Execution based Data-flow Testing** When SE is used to cover  $du_1$ , assume under the classic depth-first search (DFS) strategy [21], [23], [24], [25], [30], [92] the *true* branches of the new execution states are always first selected, we can get an execution path  $p$  after unfolding the *while* loops  $n$  times.

$$p = l_4, l_5, l_8, \underbrace{l_9, l_{10}, l_{11}, l_9, l_{10}, l_{11}, \dots, l_9, l_{13}, l_{14}, l_{15}}_{\text{repeated } n \text{ times}} \quad (3)$$

Here  $p$  already covers the definition statement (at  $l_8$ ) w.r.t. the variable *res*. In order to cover the use statement (at  $l_{17}$ ), SE will exhaustively execute program paths by exploring the remaining unexecuted branch directions. However, the *path (state) explosion problem* — hundreds of branch directions exist (including those branches from the new explored paths) — will drastically slow down data-flow testing.

```

1 double power(int x, int y) {
2   int exp;
3   double res;
4   if (y > 0)
5     exp = y;
6   else
7     exp = -y;
8   res = 1;
9   while (exp != 0) {
10    res *= x;
11    exp -= 1;
12  }
13  if (y <= 0)
14    if (x == 0)
15      abort;
16  else
17    return 1.0/res;
18  return res;
19 }

```

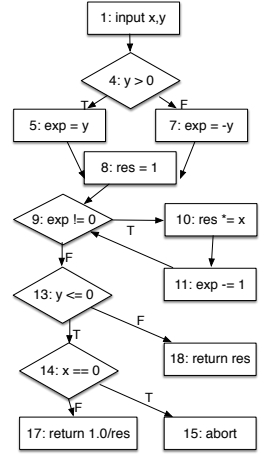


Fig. 2. An example: *power*.

To mitigate this problem, the key idea of our approach is to reduce unnecessary path exploration and provide more guidance during execution. To achieve this, we designed a novel *cut-point guided search algorithm* (CPGS) to enhance SE, which leverages several key elements to prioritize the selection of ESs: (1) a *guided search algorithm*, which leverages two metrics: (i) *cut points*, a sequence of control points that must be traversed through for any paths that could cover the target pair. For example, the cut points of  $du_1$  are  $\{l_4, l_8, l_9, l_{13}, l_{14}, l_{17}\}$ . These critical points are used as intermediate goals during the search to narrow down the exploration space of SE. (ii) *instruction distance*, the distance between an ES and a target search goal in terms of number of program instructions on the control flow graph. Intuitively, an ES with closer (instruction) distance toward the goal can reach it more quickly. For example, when SE reaches  $l_9$ , it can fork two execution states, i.e., following the *true* and the *false* branches. If our target goal is to reach  $l_{13}$ , the *false* branch will be prioritized since it has 1-instruction distance toward  $l_{13}$ , while the opposite branch has 3-instruction distance. More specially, CPGS is enhanced with (2) a *backtrack strategy* based on the number of executed instructions, which reduces the likelihood of trapping in tight loops; and (3) a *redefinition path pruning technique*, which detects and removes redundant ESs.

Table 1 shows the steps taken by our cut-point guided search algorithm to cover  $du_1$ . At the beginning, SE forks two ESs for the *if* statement at  $l_4$ , which produces two *pending paths*<sup>2</sup>, i.e.,  $l_{4T}$  and  $l_{4F}$ <sup>3</sup>. In detail, we maintain a tuple  $(c, d)$ <sup>i</sup> that records the two aforementioned metrics for each pending path  $i$  in a priority queue, where  $c$  is the deepest covered cut point, and  $d$  is the shortest distance between the corresponding ES and the next target cut point. In each step, we choose the pending path  $i$  with the optimal value  $(c, d)$ . For example, in Step 1, Path 1 and Path 2 have the same values  $(l_4, 2)$ , and thus we randomly select one

2. An pending path indicates a not fully-explored path (corresponding to an unterminated state).

3. We use the line number followed by *T* or *F* to denote the *true* or *false* branch of the *if* statement at the corresponding line.

TABLE 1  
Running steps of the enhanced symbolic execution approach for data-flow testing.

Steps	Pending Path	Priority Queue	Selected Path	Path Constraint ( $pc$ )
1	1: $l_{4T}$ , 2: $l_{4F}$	$(l_4, 2)^1, (l_4, 2)^2$	1	$y > 0$
2	2: $l_{4F}$ , 3: $l_{4T}, l_{9T}$ , 4: $l_{4T}, l_{9F}$	$(l_9, 1)^4$ , $(l_4, 2)^2, (l_9, 4)^3$	4	$y > 0 \wedge y == 0$
3	2: $l_{4F}$ , 3: $l_{4T}, l_{9T}$	$(l_4, 2)^2, (l_9, 4)^3$	3	$y > 0 \wedge y! = 0$
4	2: $l_{4F}$ , 5: $l_{4T}, l_{9T}, l_{9T}$ , 6: $l_{4T}, l_{9T}, l_{9F}$	$(l_4, 2)^2$ , $(l_9, 1)^5, (l_9, 1)^6$	prune 5,6, select 2	$y \leq 0$
5	7: $l_{4F}, l_{9T}$ , 8: $l_{4F}, l_{9F}$	$(l_9, 4)^7, (l_9, 1)^8$	8	$y < 0 \wedge y! = 0$
6	7: $l_{4F}, l_{9T}$ , 9: $l_{4F}, l_{9F}, l_{13T}$ , 10: $l_{4F}, l_{9F}, l_{13F}$	$(l_{13}, 1)^9$ , $(l_9, 4)^7, (l_{13}, \infty)^{10}$	9	$y \leq 0 \wedge y! = 0$
7	7: $l_{4F}, l_{9T}$ , 10: $l_{4F}, l_{9F}, l_{13F}$ , 11: $l_{4F}, l_{9F}, l_{13T}, l_{14T}$ , 12: $l_{4F}, l_{9F}, l_{13T}, l_{14F}$	$(l_{13}, 1)^{12}$ , $(l_9, 4)^7, (l_{13}, \infty)^{10}, (l_{14}, \infty)^{11}$	12	$y == 0 \wedge x! = 0$

path, e.g., Path 1.

Later, in Step 2, Path 1 produces two new pending paths, Path 3 and Path 4. We choose Path 4 since it has the best value: it has sequentially covered the cut points  $\{l_4, l_8, l_9\}$ , and it is closer to the next cut point  $l_{13}$  than Path 3 on the control flow graph, so it is more likely to reach  $l_{13}$  more quickly. However, its  $pc$  is unsatisfiable. As a result, we give up exploring this pending path, and choose Path 3 (because it covers more cut points than Path 1) in the next Step 3, which induces Path 5 and Path 6. At this time, our algorithm detects the variable  $res$  is redefined at  $l_{10}$  on Path 5 and Path 6, according to the definition of DFT, it is useless to explore these two paths. So, Path 5 and Path 6 are pruned. This *redefinition path pruning* technique can rule out these invalid paths to speed up DFT. Note despite only two pending paths are removed in this case, a number of potential paths have actually been prevented from execution (see the example path in (3)), which can largely improve the performance of our search algorithm.

We choose the only remaining Path 2 to continue the exploration, which produces Path 7 and Path 8 in Step 5. Again, we choose Path 8 to explore, which induces Path 9 and 10 in Step 6. Here, for Path 10, due to it cannot reach the next target point  $l_{14}$ , its distance is set as  $\infty$ . As last, Path 9 is selected, and our algorithm finds Path 12 which covers  $du_1$ , and by solving its path constraint  $y == 0 \wedge x! = 0$ , we can get one test input, e.g.,  $t = (x \mapsto 1, y \mapsto 0)$ , to satisfy the pair. The above process is enforced by the cut-point guided search, which only takes 7 steps to cover  $du_1$ . As we will demonstrate in Section 8, the cut point-guided search strategy is more effective for data-flow testing than the existing state-of-the-art search algorithms.

**Step 3: Model Checking based Data-flow Testing.** In data-flow testing, classic data-flow analysis techniques [93], [94], [95] statically identify def-use pairs by analyzing data-flow relations. However, due to its conservativeness and limitations, infeasible pairs may be included, which greatly affects the effectiveness of SE for DFT. For example, the pair  $du_2$  is identified as a def-use pair since there exists a def-clear control-flow path (i.e.,  $l_8, l_9, l_{13}, l_{18}$ ) that can start from the variable definition (i.e.,  $l_8$ ) and reach the use (i.e.,  $l_{18}$ ). However,  $du_2$  is infeasible (i.e., no test inputs can satisfy it): If we want to cover its use statement at  $l_{18}$ , we cannot take the true branch of  $l_{13}$ , so  $y > 0$  should hold. However, if  $y > 0$ , the variable  $exp$  will be assigned a positive value at  $l_5$  by taking the true branch of  $l_4$ , and the redefinition

```

1 double power(int x, int y){
2     bool cover_flag = false;
3     int exp;
4     double res;
5     ...
6     res=1;
7     cover_flag = true;
8     while (exp!=0){
9         res *= x;
10        cover_flag = false;
11        exp -= 1;
12    }
13    ...
14    if(cover_flag) check_point();
15    return res;
16 }
```

Fig. 3. The transformed function *power* with the test requirement encoded in highlighted statements.

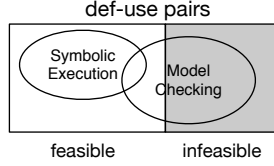
statement at  $l_{10}$  w.r.t. the variable  $res$  will be executed. As a result, such a path that covers the pair and avoids the redefinition at the same time does not exist, and  $du_2$  is an infeasible pair. It is rather difficult for SE to conclude the feasibility unless it checks all program paths, which however is almost impossible due to infinite paths in real-world programs.

To counter the problem, our key idea is to reduce the data-flow testing problem into the path reachability checking problem in model checking. We encode the test obligation of a target def-use pair into the program under test, and leverage the power of model checkers to check its feasibility. For example, in order to check the feasibility of  $du_2$ , we instrument the test requirement into the program as shown in Fig. 3. We first introduce a boolean variable *cover\_flag* at  $l_2$ , and initialize it as *false*, which represents the coverage status of this pair. After the definition statement, the variable *cover\_flag* is set as *true* (at  $l_7$ ); *cover\_flag* is set as *false* immediately after all the redefinition statements (at  $l_{10}$ ). We check whether the property *cover\_flag==true* holds (at  $l_{14}$ ) just before the use statement. If the check point is reachable, the pair is feasible and a test case will be generated. Otherwise, the pair is infeasible, and will be excluded in the coverage computation. As we can see, this model checking based approach is flexible and can be fully automated.

**Combined SE-MC based Data-flow Testing.** In data-flow testing, the set of test objectives include feasible and infeasible pairs. As we can see from the above two examples, SE, as

a dynamic path-based exploration approach, can efficiently cover feasible pairs; while MC, as a static model checking approach, can effectively detect infeasible pairs (may also cover feasible pairs).

The figure below shows the relation of these two approaches in covering def-use pairs. In it, the white part represents the set of feasible pairs, and the gray part the set of infeasible ones. The SE-based approach is able to cover feasible pairs, but in general, due to the path explosion problem, it cannot detect infeasible pairs. The MC-based approach is able to identify infeasible ones, and may also capable of covering feasible ones. As a result, it is beneficial to combine these two techniques to complement each other with their strengths.



## 5 OUR APPROACH

This section explains the details of our hybrid data-flow testing approach. It consists of three phases: (1) use static analysis to identify data flow-based test objectives and collect necessary program information; (2) use symbolic execution and (3) model checking to generate test cases for feasible test objectives and eliminate infeasible ones at the same time.

### 5.1 Static Analysis

We use standard iterative data-flow analysis [93], [94] to identify def-use pairs from the program under test (see Section 7 for implementation details). To improve the performance of SE-based data-flow testing, we use dominator analysis to analyze a set of *cut points* to effectively guide path exploration. In the following, we give some definitions.

**Definition 5.1 (Dominator).** In a control-flow graph, a node  $m$  dominates a node  $n$  if all paths from the program entry to  $n$  must go through  $m$ , which is denoted as  $m \gg n$ . When  $m \neq n$ , we say  $m$  strictly dominates  $n$ . If  $m$  is the unique node that strictly dominates  $n$  and does not strictly dominate other nodes that strictly dominate  $n$ ,  $m$  is an immediate dominator of  $n$ , denoted as  $m \gg^I n$ .

**Definition 5.2 (Cut Point).** Given a def-use pair  $du(l_d, l_u, v)$ , its cut points are a sequence of critical control points  $c_1, \dots, c_i, \dots, c_n$  that must be passed through in succession by any control flow paths that cover this pair. The latter control point is the immediate dominator of the former one, i.e.,  $c_1 \gg^I \dots c_i \gg^I l_d \gg^I \dots c_n \gg^I l_u$ . Each control point in this sequence is called a cut point.

Note the *def* and the *use* statement (i.e.,  $l_d$  and  $l_u$ ) of the pair itself also serve as the cut points. These cut points are used as the intermediate goals during path search to narrow down the search space. For illustration, consider the figure below: Let  $du(l_d, l_u, v)$  be the target def-use pair, its cut points are  $\{l_1, l_3, l_d, l_6, l_u\}$ . Here the control point  $l_2$  is not a cut point, since the path  $l_1, l_3, l_d, l_4, l_6, l_u$  can be constructed

### Algorithm 1: Cut Point Analysis for Def-use Pair

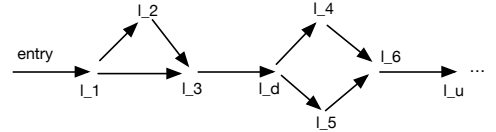
---

**Input:**  $du(l_d, l_u, x)$ : a def-use pair  
**Output:**  $C = \{c_1, c_2, \dots, c_n\}$ : cut points of  $du$

- 1  $I_d \leftarrow \text{getInstruction}(l_d), I_u \leftarrow \text{getInstruction}(l_u)$
- 2  $F \leftarrow \text{getFunction}(I_d)$
- 3  $C \leftarrow \text{getInterpCP}(F, I_d) \cup \text{getIntrapCP}(I_d, I_u)$
- 4
- 5 **Procedure**  $\text{getInterpCP}(\text{Function } F, \text{Instruction } I)$
- 6 **if**  $F$  is the entry function **then**
- 7      $\text{getIntrapCP}(I_{F.\text{entry}}, I)$
- 8 **else**
- 9     // let  $F'$  be the caller function of  $F$  that satisfies  $\text{Min}(\text{Distance}_{\text{callgraph}}(F', F))$   
       // let  $I'$  be the call site instruction of  $F$  in  $F'$  that satisfies  $\text{Min}(\text{Distance}_{\text{instruction}}(F'.\text{entry}, I'))$   
        $\text{getInterCP}(F', I') \cup \text{getIntrapCP}(I_{F.\text{entry}}, I)$
- 10 **Procedure**  $\text{getIntrapCP}(\text{Instruction } I_t, \text{Instruction } I_s)$
- 11 **if**  $I_t == I_s$  **then return**  $C$
- 12 **else if**  $\text{countPreds}(I_s) == 1$  **then**
- 13     //  $I_s$  has only one pred
- 14     **if**  $\text{countSuccs}(\text{getPred}(I_s)) == 2$  **then**
- 15          $C \leftarrow C \cup \{I_s\}$
- 16      $\text{getIntrapCP}(I_t, \text{getPred}(I_s))$
- 17 **else if**  $\text{countPreds}(I_s) > 1$  **then**
- 18     //  $I_s$  has more than one pred
- 19      $I_{\text{idom}} \leftarrow \text{getIdom}(I_s)$
- 20      $\text{getIntrapCutPoints}(I_t, I_{\text{idom}})$

---

to cover the pair. For the similar reason, the control points  $l_4$  and  $l_5$  are not its cut points.



Algorithm 1 shows the analysis of cut points  $C$  w.r.t. a target pair  $du(l_d, l_u, x)$ . Here we consider def-use pairs produced by local variables, therefore  $l_d$  and  $l_u$  are in the same function.  $\text{getInterCP}$  (at Lines 5-9) and  $\text{getIntraCP}$  (at Lines 10-18) are the two core functions to compute inter- and intra-procedural cut points, respectively. The union of their results is the set of cut points  $C$  (at Line 3).

In particular,  $\text{getInterCP}(F, I_d)$  computes the cut points for  $l_d$ . If  $F$  is the entry function (e.g., `main`),  $l_d$ 's cut points are computed between the entry instruction of  $F$  and  $I_d$  (at Lines 6-7). Otherwise, it recursively calls  $\text{getInterCP}(F', I')$  (at Lines 8-9), where  $F'$  is the caller function of  $F$  that satisfies the distance between  $F'$  and  $F$  is minimal on the program call graph, and  $I'$  is the call site of  $F$  in  $F'$  that satisfies the distance between the entry instruction of  $F'$  and  $I'$  is minimal. We select such  $F'$  and  $I'$  so that our strategy can find a shortest valid path to cover the pair more quickly.

$\text{getIntrapCP}(I_d, I_u)$  computes the cut points for  $l_u$ . If the current instruction  $I_s$  has only one predecessor and this predecessor has two successors, then  $I_s$  is a cut point for  $I_u$  (at Lines 12-15). If the current instruction  $I_s$  has more than one predecessors, we apply dominator analysis in a context-



**Algorithm 2: SE-based Data-flow Testing**


---

**Input:**  $du(l_d, l_u, x)$ : a def-use pair  
**Input:**  $C = \{c_1, c_2, \dots, c_n\}$ : the cut points of  $du$   
**Output:** input  $t$  that satisfies  $du$  or  $nil$  if none is found

```

1 let  $W$  be a worklist of execution states
2 let  $es$  be the execution state to execute
3 repeat
4    $es \leftarrow \text{selectState}(W)$ 
   // the core process of symbolic execution
5   while  $es.\text{instructionType} \neq \text{FORK or EXIT}$  do
6      $es.\text{executeInstruction}()$ 
7   if  $es.\text{instructionType} = \text{EXIT}$  then  $W \leftarrow W \setminus \{es\}$ 
8   if  $es.\text{instructionType} = \text{FORK}$  then
9      $es.\text{newNode} \leftarrow \text{Fr}(T)$ 
10     $es' \leftarrow \text{new executionState}(es)$ 
11     $es'.\text{newNode} \leftarrow \text{Fr}(F)$ 
12     $W \leftarrow W \cup \{es'\}$ 
   // let  $p$  be the execution path w.r.t.  $es$ 
13   if  $p$  covers  $du$  then return  $t \leftarrow \text{getTestCase}(es)$ 
   // the redefinition path pruning heuristic
14   if variable  $x$  (in  $du$ ) is redefined by  $p$  then
15      $W \leftarrow W \setminus \{es, es'\}$ 
16 until  $W.\text{size}()=0$  or  $\text{TIMEOUT}$ 
17
18 Procedure  $\text{selectState}(\text{reference worklist } W)$ 
19 let  $es'$  be the next selected execution state
   //  $j$  is the index of a cut point,  $w$  is the state weight
20  $j \leftarrow 0, d \leftarrow \infty$ 
21 foreach execution state  $es \in W$  do
   //  $l_b$  is the program location of  $b$ 
22   let  $pp$  be the pending path of  $es$ 
   //  $c_1, \dots, c_i$  are sequentially-covered, while  $c_{i+1}$  not yet
23    $i \leftarrow \text{index of the cut point } c_i \text{ on } pp$ 
24    $sw \leftarrow \text{dist}(es, c_{i+1})^{-2} + \text{instrsSinceCovNew}(es)^{-2}$ 
25   if  $i > j \vee (i == j \wedge sw > w)$  then
26      $es' \leftarrow es, j \leftarrow i, w \leftarrow sw$ 
27  $W \leftarrow W \setminus \{es'\}$ 
28 return  $es'$ 

```

---

sensitive manner to get its dominator  $I_{idom}$ , and continue to compute cut points from  $I_{idom}$  (at Lines 16-18).

## 5.2 Symbolic Execution based Data-flow Testing

This section explains the symbolic execution-based approach for data-flow testing. Algorithm 2 gives the details, which takes as input a target def-use pair  $du$  and its cut points  $C$ , and either outputs the test case  $t$  that satisfies  $du$ , or  $nil$  if it fails to find a path that can cover  $du$ .

It first selects one execution state  $es$  from the worklist  $W$  which stores all the execution states during symbolic execution. Then it executes the instructions following  $es$  (at Lines 5-12). When it encounters *FORK* instructions (e.g., *if* statements),  $es$  will generate two new execution states which follow the two opposite branch directions. Here, *Fr* denotes the forking point, and  $T$  and  $F$  represent the *true* and *false* directions, respectively (at Line 9 and Line 11). During SE,  $es$  can execute out an execution path  $p$ . If the target pair  $du$  is covered by  $p$ , a test input  $t$  will be returned (at Line 13). If the variable  $x$  of  $du$  is redefined on  $p$  between the *def* and *use* statement, a redefinition path

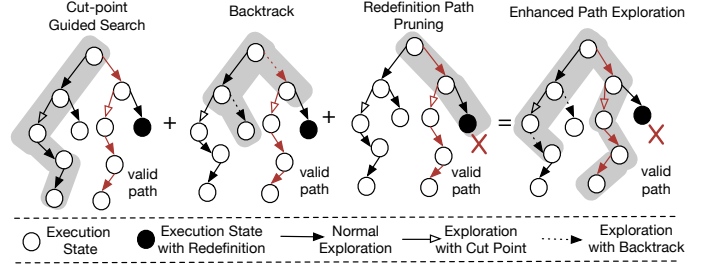


Fig. 4. Enhanced path exploration in symbolic execution: combine cut-point guided search, backtrack strategy and redefinition path pruning.

pruning heuristic (at Lines 14-15) will remove those invalid states (more details will be explained later). The algorithm will continue on until either the worklist  $W$  is empty or the testing time is exhausted (at Line 16).

The algorithm core is the state selection procedure, *i.e.*, *selectState* (detailed at Lines 18-28), which integrates several heuristics to improve the overall effectiveness. Fig. 4 conceptually shows the benefits of their combination (the red path is a valid path that covers the pair), which can efficiently steer exploration towards the target pair, and reduce as many unnecessary path explorations as possible: (1) the cut point guided search guides the state exploration towards the target pair more quickly; (2) the backtrack strategy counts the number of executed instructions to prevent the search from being trapped in tight loops, and switches to alternative search directions; and (3) the redefinition path pruning technique effectively prunes redundant search space. In detail, we use Formula 4 to assign the weights to all states, and achieve the heuristics (1) and (2).

$$\text{state\_weight}(es) = (c_{max}, \frac{1}{d^2} + \frac{1}{i^2}) \quad (4)$$

where,  $es$  is an execution state,  $c_{max}$  is the deepest covered cut point,  $d$  is the instruction distance toward the next uncovered cut point, and  $i$  is the number of executed instructions since the last new instruction have been covered. Below, we explain the details of each heuristic.

**Cut point guided search.** The cut-point guided search strategy (at Lines 21-26) aims to search for the ES whose pending path has covered the deepest cut point, and tries to reach the next goal, *i.e.*, the next uncovered cut point, as quickly as possible. For an ES, its pending path is a subpath that starts from the program entry and reaches up to the program location of it. If this path has sequentially covered the cut point  $c_1, c_2, \dots, c_i$  but not  $c_{i+1}$ ,  $c_i$  is the deepest covered cut point, and  $c_{i+1}$  is the next goal to reach. The strategy always prefers to select the ES that has covered the deepest cut point (at Lines 24-26, indicated by the condition  $i > j$ ). The intuition is that the deeper cut point an ES can reach, the closer the ES toward the pair is.

When more than one ES covers the deepest cut point (indicated by the condition  $i=j$  at Line 25), the ES that has the shortest distance toward next goal will be preferred (at Lines 24-26). The intuition is that the closer the distance is, the more quickly the ES can reach the goal. We use  $\text{dist}(es, c_{i+1})$  to present the distance between the location



of  $es$  and the next uncovered cut point  $c_{i+1}$ . The distance is approximated as the number of instructions along the shortest control-flow path between the program locations of  $es$  and  $c_{i+1}$ .

**Backtrack strategy.** To avoid the execution falling into the tight loops, we assign an ES with lower priority if the ES is not likely to cover new instructions. In particular, for each ES, the function *instrsSinceCovNew*, corresponding to  $i$  in Formula 4, counts the number of executed instructions since the last new instruction is covered (at Line 24). The ES, which has a larger value of *instrsSinceCovNew*, is assumed that it has lower possibility to cover new instructions. Intuitively, this heuristic prefers the ES which is able to cover more new instructions, if a ES does not cover new instructions for a long time, the strategy will backtrack to another ES via lowering the weight of the current ES.

**Redefinition Path Pruning.** A redefinition path pruning technique checks whether the selected ES has redefined the variable  $x$  in  $du$ . If ES is invalid (i.e., its pending path has redefined  $x$ ), it will be discarded and *selectState* will choose another one (at Lines 14-15). The reason is that, according to the definition of DFT (cf. Definition 3.3), it is impossible to find def-clear paths by executing those invalid ESs.

Further, by utilizing the path-sensitive information from SE, we can detect variable redefinitions, especially caused by variable aliases, more precisely. Variable aliases appear when two or more variable names refer to the same memory location. So we designed a lightweight variable redefinition detection algorithm in our framework. Our approach operates upon a simplified three-address form of the original code<sup>4</sup>, so we mainly focus on the following statement forms where variable aliases and variable redefinitions may appear:

- Alias inducing statements: (1)  $p:=q$  ( $*p$  is an alias to  $*q$ ), (2)  $p:=\&x$  ( $*p$  is an alias to  $x$ )
- Variable definition statements: (3)  $*p:=y$  ( $*p$  is defined by  $y$ ), (4)  $v:=y$  ( $v$  is defined by  $y$ )

Here,  $p$  and  $q$  are pointer variables,  $x$  and  $y$  non-pointer variables, and “ $:=$ ” the assignment operator.

Initially, a set  $A$  is maintained, which denotes the variable alias set w.r.t. the variable  $x$  of  $du$ . At the beginning, it only contains  $x$  itself. During path exploration, if the executed statement is (1) or (2), and  $*q$  or  $x \in A$ ,  $*p$  will be added into  $A$  since  $*p$  becomes an alias of  $x$ . If the executed statement is (1), and  $*q \notin A$  but  $x \in A$ ,  $*p$  will be excluded from  $A$  since it becomes an alias of another variable instead of  $x$ . If the executed statement is (3) or (4), and  $*p \in A$  or  $x \in A$ , the variable is redefined by another variable  $y$ .

### 5.3 Model Checking based Data-flow Testing

Counter-example guided abstract refinement (CEGAR) is a software model checking technique, which has been successfully applied in verifying safety properties for complex software, e.g., OS device drivers [31], [32], [33], as well as generating tests for statement and branch coverage [34].

Fig. 5 shows the basic paradigm of CEGAR, which typically follows an *abstract-check-refine* paradigm. Given the

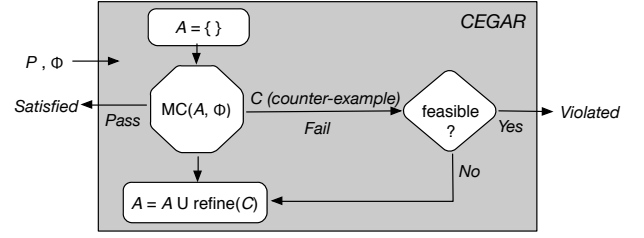


Fig. 5. Paradigm of CEGAR-based Model Checking

program  $P$  (i.e., the actual implementation) and a safety property  $\phi$  of interest, CEGAR first *abstracts*  $P$  into a model  $A$  (typically represented as a finite automaton), and then *checks* the property  $\phi$  against  $A$ . If the abstract model  $A$  is error-free, then so is the original program  $P$ . If it finds a path on the model  $A$  that violates the property  $\phi$ , it will check the feasibility of this path: is it a genuine path that can correspond to a concrete path in the original program  $P$ , or due to the result of the current coarse abstraction? If the path is feasible, CEGAR returns a counter-example path  $C$  to demonstrate the violation of  $\phi$ . Otherwise, CEGAR will utilize this path  $C$  to *refine*  $A$  by adding new predicates, and continue the checking until it either finds a genuine path that violates  $\phi$  or proves that  $\phi$  is always satisfied in  $P$ . Or since this model checking problem itself is undecidable, CEGAR does not terminate and cannot make a conclusion on the correctness of  $\phi$ . Note that CEGAR is sound: The abstract refinement phase rules out false positives. If the violation of  $\phi$  is found, it will return a concrete counter-example path that shows how  $\phi$  is violated.

To exploit the power of CEGAR, our approach reduces the problem of data flow testing to the problem of model checking. The CEGAR-based approach can operate in two phases [34] to generate tests, i.e., *model checking* and *tests from counter-examples*. (1) It first uses model checking to check whether the specified program location  $l$  is reachable such that the predicate of interest  $q$  (i.e., the safety property) can be satisfied at that point. (2) If  $l$  is reachable, CEGAR will return a counter-example path  $p$  that establishes  $q$  at  $l$ , and generate a test case from the corresponding path constraint of  $p$ . Otherwise, if  $l$  is not reachable, CEGAR will conclude no test inputs can reach  $l$ .

The key idea is to encode the test obligation of a target def-use pair into the program under test. We instrument the original program  $P$  to  $P'$ , and reduce the test generation for  $P$  to path reachability checking on  $P'$ . In particular, we follow three steps: (1) We introduce a variable *cover\_flag* into  $P$ , which denotes the cover status of the target pair, and initialize it as *false*. (2) The variable *cover\_flag* is set as *true* immediately after the *def* statement, and set as *false* immediately after all redefinition statements. (3) Before the *use* statement, we set the target predicate as *cover\_flag == true*. As a result, if the use statement is reachable when the target predicate holds, we can obtain a counter-example (i.e., a test case) and conclude the pair is feasible. Otherwise, if unreachable, we can safely conclude that the pair is infeasible (or since the problem itself is undecidable, the algorithm does not terminate, and gives *unknown*).

Note that this approach is flexible and applicable for

4. We use CIL as the C parser to transform the source code into an equivalent simplified form using the `-dosimplify` option, where one statement contains at most one operator.

other model checking techniques, *e.g.*, Bounded Model Checking (BMC). Section 8 demonstrates the generality of our approach on both CEGAR and BMC techniques.

## 6 PROOF

Symbolic execution is an explicit path-based analysis technique, where a path exploration algorithm should be specified to determine the search priority of different paths. In this paper, we designed a cut-point guided search algorithm to enhance SE for DFT. Thus, it is desirable to prove the correctness of this algorithm, and show its effectiveness.

**Theorem 6.1** (Correctness of cut point guided search). *Any path that covers the target def-use pair must pass through its cut points in succession; any path that passes through the cut points of a def-use pair in succession can cover the pair.*

*Proof.* Let  $du(l_d, l_u, x)$  be the target def-use pair, and its cut points are  $\{l_1, \dots, l_i, \dots, l_j, \dots, l_n\}$  ( $n$  is the number of cut points of  $du$ ). According to the definition of DFT (cf. Definition 3.3), if there exists a path  $p$  that covers  $du$ , the cut point  $l_d$  and  $l_u$  is passed through by  $p$ .

Assume there exists a cut point  $l_i$  that is not passed through by  $p$ . According to the definition of cut point (cf. Definition 5.2), the cut point  $l_i$  dominates  $l_u$  ( $l_u$  is the last cut point of  $du$ ), as a result, any path that reaches  $l_u$  must pass through  $l_i$ . As a result,  $p$  passes through  $l_i$ , however, it is contradictory with the assumption. So there does not exist such a cut point  $l_i$ , *i.e.*, all cut points are passed through in succession by  $p$ .

On the other hand, if there exists a path  $p$  that passes through the cut points of  $du$  in succession,  $l_d$  and  $l_u$  are covered (assume no redefinitions appear between  $l_d$  and  $l_u$ ), and thus,  $du$  is covered by  $p$ .  $\square$

**Theorem 6.2** (Soundness of the hybrid approach). *Our hybrid approach combines SE and MC (CEGAR in particular). For a feasible def-use pair, it generates a test case to satisfy it; for an infeasible pair, it gives an infeasibility proof. Our approach is sound that it will not generate any false positives.*

*Proof.* According to Algorithm 2, the SE-based approach explicitly explores program paths by enumerating execution states in  $W$ . When SE finds a test case that can satisfy a target def-use pair, this pair is concluded feasible. The CEGAR-based approach directly instruments the test requirement of a pair into the program under test, and reduces data flow testing into path reachability checking. When CEGAR finds a concrete counter-example path in the original program that can reach the *use* statement and establish the validity of the target predicate at the same time, the pair is concluded as feasible with a corresponding test case; when CEGAR proves the *use* statement is unreachable, a proof is produced. During this process, our approach will not bring any false positives — the feasibility of a def-use pair is justified by a concrete test case or a proof of infeasibility. But note our approach may draw *unknown* conclusions due to the undecidability of the problem itself, and under this circumstance, both SE and CEGAR may not terminate.  $\square$

## 7 FRAMEWORK DESIGN AND IMPLEMENTATION

We target our data-flow testing framework for C programs. In the early version, we implemented the SE-based approach on our concolic testing tool CAUT [30], [96], while in this paper we build the enhanced approach on KLEE [21], a more robust symbolic execution engine, to fully exhibit its feasibility. As for the MC-based approach, we build on two different model checking techniques, *i.e.*, CEGAR and BMC. In particular, we choose three state-of-the-art model checking tools, *i.e.*, BLAST [32], CPAchecker [33] and CBMC [97] for evaluation. In all, our framework combines the SE-based and MC-based approaches together to achieve efficient DFT.

In the static analysis phase, we identify def-use pairs, cut points, and related static program information (*e.g.*, variable definitions and aliases) by using CIL [98] (C Intermediate Language), which is an infrastructure for C program analysis and transformation. We first build the control-flow graph (CFG) for each function in the program under test, and then construct the inter-procedural CFG (ICFG) for the whole program. We perform standard iterative data-flow analysis techniques [93], [94], *i.e.*, reaching definition analysis, to compute def-use pairs. For each variable use, we compute which definitions on the same variable can reach the use through a def-clear path on the control-flow graph. A def-use pair is created as a test objective for each use with its corresponding definition. We assume each formal parameter variable is defined at the beginning of the function, and each argument parameter variable is used at its function call site (*e.g.*, library calls), and each global variable is defined at the beginning of the entry function (*e.g.*, the *main* function in C language).

In the current implementation, we focus on the def-use pairs with local and global variables of primitive types, and do not consider the def-use pairs caused by pointer aliases (*e.g.*, variables referenced by pointers and passed to other functions). As a result, this may miss parts of def-use pairs, but we believe that this is an independent issue and will not affect the effectiveness of our test generation approach. To mitigate this problem, more sophisticated data-flow analysis techniques (*e.g.*, dynamic data-flow analysis [99]) or tools (*e.g.*, Frama-C [100]) can be used to identify those missing pairs.

KLEE performs on the program to generate tests. To make the state selection algorithm more efficiently, we use priority queue (implemented in heap) to sort execution states according to their weights. The algorithmic complexity is  $\mathcal{O}(n \log n)$ , which is much faster than using a list or array typically because  $n$  (the number of states) is usually large in SE. BLAST, CPAchecker and CBMC are used as black-box tools to enforce data-flow testing. CIL transforms the program under test into a simplified code version, and encodes the test requirements of def-use pairs into the program. Both SE-based and MC-based tools takes as input the same CIL-simplified code.

To compute the data-flow coverage during testing, we implement the classic *last definition* technique [11] in KLEE. We maintain a table of def-use pairs, and insert probes at each basic block to monitor the program execution. The runtime routine records each variable that has been defined

TABLE 2  
Tools used in the evaluation for data-flow testing.

Name	Approach	Technique	Version	Reference
KLEE	Symbolic Execution	SE	v1.1.0	[21]
BLAST	Model Checking	CEGAR	v2.7.3	[32]
CPAchecker	Model Checking	CEGAR	v1.6.1	[33]
CBMC	Model Checking	BMC	v5.6	[97]

and the block where it was defined. When a block that uses this defined variable is executed, the last definition of this variable is located, we check whether the pair is covered.

## 8 EVALUATION

The evaluation aims to answer the three research questions:

- **RQ1:** Is the symbolic execution-based approach, enhanced with the cut point guided path exploration strategy, effective for data-flow testing?
- **RQ2:** How is the performance of the model checking-based approach for data-flow testing?
- **RQ3:** Is the hybrid approach, which combines the symbolic execution and model checking techniques, more effective for data-flow testing?

### 8.1 Evaluation Setup

**Environment.** All evaluations were run on a 64bit Ubuntu 14.04 physical machine with 24 processors (2.60GHz Intel Xeon(R) E5-2670 CPU) and 94GB RAM.

**Tools.** Our approach was built on four different tools. Table 2 summarizes these state-of-the-art tools, which includes their approaches, techniques, versions<sup>5</sup>, and references. To set up a fair evaluation basis as well as gain more overall understanding, we implemented our approach on (1) same technique with different implementations (e.g., BLAST vs. CPAchecker); (2) same approach achieved by different techniques (e.g., CPAchecker vs. CBMC); and (3) different approaches (e.g., KLEE vs. CPAchecker/CBMC).

**Subjects.** Despite data-flow testing has been continuously investigated in the past four decades, there are still no standard benchmark for evaluating data-flow testing techniques. According to our thorough investigation, the largest benchmark used in previous work (for C language) contains 9 laboratory subjects (each has less than 100 lines of code).

To that end, we took substantial efforts and carefully constructed a repository of benchmark subjects by following these steps: (1) We conducted a thorough investigation on all previous work (total 99 papers [101]) related to data-flow testing, and searched for the adopted subjects. After excluding the subjects whose source codes are not available and not written in C language, we got 26 unique subjects from 19 papers [2], [6], [8], [13], [14], [17], [35], [39], [40], [41], [42], [64], [65], [66], [70], [76], [90], [102], [103]. We then manually inspected these programs and excluded 19 subjects which are simple laboratory programs, we finally got 7 subjects. These 7 subjects include (non-linear) mathematical computation and standard algorithms. (2) We included 7 Siemens subjects from SIR [43], which are widely used in the experiments of program analysis and software

testing. These subjects use heavy string manipulations and complex data structure (e.g., pointer, struct, and list). (3) We further enriched the repository with 16 subjects with complicated program structures from SV-COMP [44], [104], which are used in the competition for software verification. In particular, to avoid potential evaluation bias for the tools, we only selected the subjects from the “Integers and Control Flow” category<sup>6</sup> (including `ntdrivers` and `ssh` groups) since they are all within the capabilities of symbolic execution and model checking tools. These subjects are mainly from device drivers, and have rather complex control-flows. For example, the cyclomatic complexity of functions in the `ssh` group is over 88<sup>7</sup> (computed by *Cyclo* [105]). (4) To ensure each tool can correctly reason these subjects, we carefully read the documentation of each tool to understand their limitations, manually checked each program and added necessary function stubs (e.g., to simulate such C library functions as string, memory, and file operations) but without affecting their original program logic and structure. This is important to reduce potential validation threats, and also provide a more fair comparison basis for different tools. Finally, we got total 30 subjects with different characteristics, including mathematical computation, standard algorithms, utility programs and device drivers. These subjects allow us to evaluate diverse data-flow scenarios. Table 3 shows the detailed statistics of these subjects, which includes the executable lines of code (computed by *cloc* [106] that excludes comments and blank lines), the number of def-use pairs, and the brief functional description.

**Search Strategies.** To assess the performance of our cut-point guided search strategy for SE-based data-flow testing, we chose various search strategies (including the state-of-the-art ones) to thoroughly compare against it. Table 4 summarizes these strategies, all of which were implemented on KLEE. We believe the selection of these representative ones provides a solid evaluation basis.

- **Depth First-Search (DFS):** always select the latest execution state from all states to explore, and has little overhead in state selection.
- **Random State Search (RSS):** randomly select an execution state from all states to explore, and able to explore the program space more uniformly and less likely to be trapped in tight loops than other strategies like DFS.
- **Coverage-Optimized Search (COS):** compute the weights of the states by some heuristics, e.g., the minimal distance to uncovered instructions (*md2u*) and whether the state recently covered new code (*covnew*), and randomly select states *w.r.t.* these weights. These heuristics are usually interleaved with other search strategies in a round-robin fashion to improve their overall effectiveness. For example, *RSS-COS:md2u* is a popular strategy used by KLEE, which interleaves RSS with *md2u*.

6. The SV-COMP programs are categorized in several groups by their features, e.g., concurrency, bit vectors, floats, for measuring the abilities of model checkers. However, KLEE does not fully-support some features such as concurrency and floating numbers.

7. Cyclomatic complexity is a software metric that indicates the complexity of a program. The standard software development guidelines recommend the cyclomatic complexity of a module should not exceeded 10.

5. We use the latest versions of these tools at the time of writing.

TABLE 3  
Subjects of the constructed data-flow testing benchmark repository

Subject	#ELOC	#DU	Description
<i>factorization</i>	43	47	compute factorization
<i>power</i>	11	11	compute the power $x^y$
<i>find</i>	66	99	permute an array's elements
<i>triangle</i>	32	46	classify an triangle type
<i>strmat</i>	67	32	string pattern matching
<i>strmat2</i>	88	38	string pattern matching
<i>textfmt</i>	142	73	text string formatting
<i>tcas</i>	195	86	collision avoidance system
<i>replace</i>	567	387	pattern matching and substitution
<i>totinfo</i>	374	279	computes statistics given input data
<i>printtokens</i>	498	240	lexical analyzer
<i>printtokens2</i>	417	192	lexical analyzer
<i>schedule</i>	322	118	process priority scheduler
<i>schedule2</i>	314	107	process priority scheduler
<i>kbfiltr</i>	557	176	ntdrivers group
<i>kbfiltr2</i>	954	362	ntdrivers group
<i>diskperf</i>	1052	443	ntdrivers group
<i>floppy</i>	1091	331	ntdrivers group
<i>floppy2</i>	1511	606	ntdrivers group
<i>cdaudio</i>	2101	773	ntdrivers group
<i>s3_clnt</i>	540	1677	ssh group
<i>s3_clnt_termination</i>	555	1595	ssh group
<i>s3_srvt_1a</i>	198	574	ssh group
<i>s3_srvt_1b</i>	127	139	ssh group
<i>s3_srvt_2</i>	608	2130	ssh group
<i>s3_srvt_7</i>	624	2260	ssh group
<i>s3_srvt_8</i>	631	2322	ssh group
<i>s3_srvt_10</i>	628	2200	ssh group
<i>s3_srvt_12</i>	696	3125	ssh group
<i>s3_srvt_13</i>	642	2325	ssh group

TABLE 4  
Search Strategies used in Our Evaluation for Data-flow Testing

Name	Description
DFS	Depth First Search
RSS	Random State Search
RSS-COS:md2u	RSS interleaved with Min-Dist-to-Uncovered heuristic
SDGS	Shortest Distance Guided Search
CPGS	Cut Point Guided Search

- *Shortest Distance Guided Search (SDGS)*: always select the execution state that has the shortest (instruction) distance toward a target instruction in order to cover the target as quickly as possible. This strategy has been widely applied in single target testing [107], [108], [109]. In the context of data-flow testing, the search sets the *def* as the first goal and then the *use* as the second goal after the *def* is covered.

**Case Studies.** We conducted three case studies to investigate the effectiveness of our approach. Note that we focus on the classic way of data-flow testing, *i.e.*, targeting one test requirement at one run. In *Study 1*, we answer *RQ1* by comparing the performance of different search strategies that were implemented in KLEE. In detail, we use two metrics, *i.e.*, (1) *number of covered pairs*, which indicates how effective one search strategy is to achieve data-flow testing; and (2) *testing time*, which indicates how efficient one search strategy is to cover the pair(s) of interest. The *testing time* is measured by the median value and the semi-interquartile range (SIQR)<sup>8</sup> of the times consumed on those *feasible* (covered) pairs<sup>9</sup>.

8. SIQR = (Q3-Q1)/2, which measures the variability of testing time, where Q1 is the lower quartile, and Q3 is the upper quartile.

9. In principle, the symbolic execution-based approach cannot identify infeasible pairs unless it enumerates all possible paths, which however is impossible. Therefore, we only consider the testing times of feasible pairs for performance evaluation.

In the evaluation, the maximum allowed search time on each pair is set as 5 minutes.<sup>10</sup> To mitigate the algorithm randomness, we repeat the testing process 30 times for each program/strategy and use their average values as the final results for all measurements.

In *Study 2*, we answer *RQ2* by evaluating the CEGAR-based and BMC-based model checking approaches. Three state-of-the-art model checkers, BLAST, CPAchecker and CBMC, are respectively selected as black-box testing engines. We use the following command options and configurations according to their usage documentations and the suggestions from the tool maintainers, respectively:

**BLAST:** `ocaml tune blast -enable-recursion -cref -lattice -nopprofile -nosserr -timeout 300 -quiet`

**CPAchecker:** `cpachecker -config config/predicateAnalysis.properties -skipRecursion -timelimit 300`

**CBMC:** `timeout 300s cbmc --slice-formula --unwind nr1 --depth nr2`

BLAST uses an internal script `ocaml tune` to improve memory utilization for large programs. CPAchecker uses its default analysis configuration. BLAST uses the option `-enable-recursion` while CPAchecker `-skipRecursion` to set recursion functions as *skip*. CBMC uses `--unwind` and `--depth`, respectively, to limit the number of times loops to be unwound and the number of program steps to be processed. Specially, we determine the minimal parameter values of `--unwind` and `--depth` options by a binary search algorithm to ensure that CBMC can identify as many pairs as possible within the given time bound. This avoids wasting testing budget on unnecessary path explorations, and achieves a more fair evaluate basis for CBMC. Therefore, each subject may be given different parameter values (The parameter values of all subjects are available at [https://tingsu.github.io/files/hybrid\\_dft.html](https://tingsu.github.io/files/hybrid_dft.html)).

To evaluate the performance of model checking-based approach, we use these metrics: (1) *number of feasible, infeasible, and unknown pairs*; and (2) *testing (checking) time of feasible and infeasible pairs* (denoted in medians). The maximum testing time on each def-use pair is constrained as 5 minutes (*i.e.*, 300 seconds, same with KLEE in *RQ1*). For each def-use pair, we also run 30 times to mitigate algorithm randomness.

In *Study 3*, we answer *RQ3* by combining the symbolic execution and model checking approaches. We interleave these two approaches as follows: symbolic execution (configured with the cut point-guided path search strategy and the same settings in *RQ1*) is first used to cover as many pairs as possible; then, for the remaining uncovered pairs, model checking (configured with the same settings in *RQ2*) is used to identify infeasible pairs and also cover some feasible pairs that have not been identified by symbolic execution. We continue the above iteration of the hybrid approach until the maximum allowed time bound (5 minutes, *i.e.*, 300 seconds) is used up. More specially, we increase the time bound by 3 times at each iteration, *i.e.*, 10s, 30s, 90s and 300s.

To evaluate the effectiveness of the combined approach, we use two metrics: (1) *coverage rate*; and (2) *total testing time*, *i.e.*, the total time required to enforce data-flow testing

10. Under this setting, we observed all search strategies can thoroughly test each subject (*i.e.*, reach their highest coverage rates).

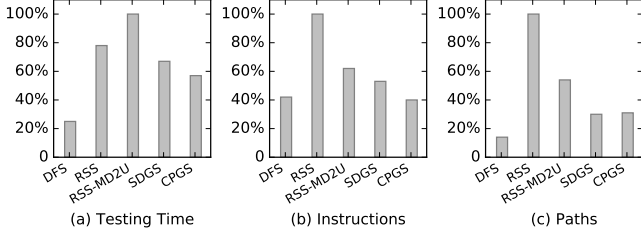


Fig. 6. Performance of each search strategy in terms of total testing time, number of executed program instructions, and number of explored program paths (normalized in percentage) to achieve data-flow testing on all 30 subjects.

on all def-use pairs of one subject. The coverage rate  $C$  is computed by Formula 5, where  $nTestObj$  is the total number of pairs, and  $nFeasible$  and  $nInfeasible$  are the number of identified feasible and infeasible ones, respectively.

$$C = \frac{nFeasible}{nTestObj - nInfeasible} \times 100\% \quad (5)$$

The three case studies cost us more than six weeks (one month and a half) to run the experiments and analyze the results. We tested 15,651 ELOC with collectively 22,793 pairs on four different tools (see Table 2) and five different search strategies (see Table 4).

## 8.2 Study 1: Effectiveness of Symbolic Execution

Table 5 shows the detailed performance statistics of different search strategies that were implemented in KLEE. The column *Subject* represents the subject under test, DFS, RSS, RSS-MD2U, SDGS, CPGS, respectively, represent the search strategies introduced in Table 4. For each subject/strategy, it shows the number of covered def-use pairs (denoted by  $N$ ) and the median value (denoted by  $M$ ) and the semi-interquartile range (denoted by  $SIQR$ ) of the testing times on all covered pairs. In particular, for each subject, we underscore the strategy with lowest median value. The last row gives the total number of covered pairs and the median value of all covered pairs. From Table 5, we can see (1) Given enough testing time for all strategies (*i.e.*, 5 minutes for each pair), CPGS covers 2082, 417, 209 and 265 more pairs, respectively, than DFS, RSS, RSS-MD2U and SDGS. (2) By comparing the median values of CPGS with those of other strategies, CPGS achieves more efficient data-flow testing in 14/30, 26/30, 29/30, 24/30 subjects than DFS, RSS, RSS-MD2U and SDGS, respectively.

Further, Figure 6 shows the performance of these search strategies to achieve data-flow testing on all 30 subjects in terms of total testing time, the number of executed program instructions, and the number of explored program paths (normalized in percentage). Note these three metrics (*i.e.*, total testing time, the number of executed program instructions, and the number of explored program paths) are all computed on the covered pairs<sup>11</sup>. We can see CPGS outperforms all the other testing strategies (except DFS). In

detail, CPGS reduces testing time by 10~43%, the number of executed instructions by 13~60%, and the number of explored paths by 13~69%. From the evaluation results in Table 5 and Fig. 6, we can conclude that CPGS achieves the best performance in the symbolic execution approach.

Additionally, there are some interesting phenomena worth elaborating: (1) RSS has lower testing time than RSS-MD2U thanks to its lower state scheduling overhead. However, RSS-MD2U covers 208 more pairs than RSS (see Table 5), and compared with RSS, it reduces the number of executed instructions and explored paths by 38% and 46%, respectively (see Figure 6). It indicates, by combining coverage-optimized heuristics, RSS-MD2U can indeed improve the effectiveness of data-flow testing, but at the same time it incurs more state scheduling overhead. (2) SDGS is comparable to CPGS in the number of explored paths, but less effective than CPGS (265 fewer pairs) and RSS-MD2U (56 fewer pairs), respectively. (3) DFS costs least testing time but also covers least the number of pairs among all the strategies. In rare cases, due to the characteristics of program, DFS may cover more pairs than all the other strategies (see *find* in Table 5).

*In summary, the cut point guided search strategy outperforms the existing state-of-the-arts. It covers more def-use pairs, and at the same time reduces the testing time by 10~43% and the number of explored paths by 13~69%. Therefore, the symbolic execution-based approach, enhanced with the cut point guided search strategy, is effective for data-flow testing.*

## 8.3 Study 2: Effectiveness of Model Checking

Table 6 gives the detailed performance statistics of the three model checkers, *i.e.* BLAST, CPAchecker and CBMC, for data-flow testing, where “-” means the corresponding data does not apply or not available due to tool limitations<sup>12</sup>. For each model checker, it shows the number of feasible (denoted by  $F$ ), infeasible (denoted by  $I$ ) and unknown (denoted by  $U$ ) pairs, and the median of testing times on feasible and infeasible pairs (denoted by  $M_F$  and  $M_I$ , respectively). In particular, for each subject, we highlight in gray the model checker with most number of feasible pairs; and underscore the one with the most number of infeasible pairs. The last row gives the total number of feasible, infeasible, unknown pairs and the medians. We can see CPAchecker and CBMC are more effective than BLAST in terms of feasible pairs as well as infeasible pairs. Note that BLAST and CPAchecker implement CEGAR-based model checking approach, thereby they either give the *feasible* or *infeasible* conclusion (or *unknown* due to undecidability of the problem) without any false positives; while CBMC implements BMC-based model checking approach, and it either gives the *feasible* (cover the pair with an input) or *infeasible* (cannot reach the pair within the given search depth and/or testing time) conclusion (or *unknown* due to undecidability of the problem). In detail, BLAST, CPAchecker and CBMC, respectively, cover 6720, 8156, 8984 feasible pairs, and identify 10199, 12748 and 13731 infeasible ones.

Fig. 7 shows the venn diagrams of feasible, infeasible and unknown pairs concluded by the three model checkers

11. Uncovered pairs are not considered due to they cannot tell the performance differences between these search strategies.

12. BLAST hangs on *totinfo*, and CPAchecker crashes on parts of pairs from *cdaudio*.

TABLE 5

Performance statistics of different search strategies implemented in KLEE for data-flow testing (the testing time is measured in seconds).

Subject	DFS		RSS		RSS-MD2U		SDGS		CPGS	
	N	M (SIQR)	N	M (SIQR)	N	M (SIQR)	N	M (SIQR)	N	M (SIQR)
<i>factorization</i>	22	0.07 (0.01)	22	0.07 (0.01)	22	0.08 (0.02)	22	0.05 (0.01)	22	0.06 (0.01)
<i>power</i>	6	0.14 (0.00)	9	0.12 (0.01)	9	0.05 (0.01)	5	0.04 (0.00)	9	0.04 (0.00)
<i>find</i>	77	0.89(0.64)	49	0.19 (0.54)	52	0.26 (0.31)	51	0.63 (3.35)	56	0.22 (0.12)
<i>triangle</i>	22	0.24 (0.06)	22	0.24 (0.03)	22	0.26 (0.05)	22	0.25 (0.09)	22	0.13 (0.01)
<i>strmat</i>	26	2.84 (1.41)	30	0.10 (0.02)	30	0.13 (0.03)	30	0.12 (0.16)	30	0.10 (0.02)
<i>strmat2</i>	28	2.85 (1.40)	32	0.09 (0.01)	32	0.11 (0.02)	32	0.11 (0.03)	32	0.09 (0.02)
<i>textfmt</i>	37	0.16 (0.08)	33	0.05 (0.01)	33	0.11 (0.04)	34	0.06 (0.01)	34	0.06 (0.01)
<i>tcas</i>	55	0.13 (0.03)	55	0.21 (0.07)	55	0.67 (0.43)	55	0.16 (0.06)	55	0.14 (0.06)
<i>replace</i>	69	0.77 (0.14)	308	1.96 (15.23)	312	30.31 (21.97)	295	1.09 (4.43)	293	1.15 (3.58)
<i>totinfo</i>	13	0.52 (0.07)	24	0.42 (0.13)	24	0.64 (0.08)	24	0.42 (0.06)	24	0.52 (0.05)
<i>printtokens</i>	48	0.96 (0.62)	115	34.69 (24.16)	106	33.68 (22.59)	107	16.40 (25.53)	115	12.23 (28.11)
<i>printtokens2</i>	124	0.47 (0.32)	148	0.80 (3.72)	149	20.67 (18.42)	149	0.83 (3.48)	149	0.51 (1.43)
<i>schedule</i>	15	0.16 (0.03)	83	0.23 (3.98)	86	0.76 (5.05)	77	0.22 (1.67)	86	0.22 (1.84)
<i>schedule2</i>	14	0.15 (0.02)	78	0.20 (0.12)	78	0.48 (1.11)	77	0.21 (0.10)	77	0.21 (0.08)
<i>cdaudio</i>	562	3.13 (0.41)	562	3.27 (0.48)	562	15.54 (7.11)	562	3.06 (0.50)	562	3.08 (0.51)
<i>diskperf</i>	285	0.89 (0.19)	302	0.97 (0.21)	302	1.97 (4.80)	299	0.95 (0.23)	302	0.92 (0.18)
<i>floppy</i>	249	0.62 (0.11)	249	0.67 (0.11)	249	2.11 (1.76)	249	0.72 (0.14)	249	0.66 (0.13)
<i>floppy2</i>	510	2.22 (0.37)	510	2.14 (0.42)	510	6.44 (3.44)	510	2.12 (0.39)	510	2.03 (0.39)
<i>kbfiltr</i>	116	0.26 (0.05)	116	0.28 (0.05)	116	0.49 (0.41)	116	0.31 (0.04)	116	0.27 (0.05)
<i>kbfiltr2</i>	266	0.97 (0.15)	266	0.94 (0.18)	266	4.18 (3.51)	266	0.96 (0.21)	266	0.90 (0.20)
<i>s3_srvr_1a</i>	113	0.72 (0.17)	171	0.75 (0.19)	171	0.76 (0.19)	171	0.65 (0.17)	171	0.58 (0.18)
<i>s3_srvr_1b</i>	30	0.08 (0.02)	43	0.08 (0.02)	43	0.07 (0.02)	43	0.07 (0.02)	43	0.08 (0.02)
<i>s3_clnt</i>	647	9.64 (2.01)	648	11.93 (2.64)	647	22.91 (8.19)	647	11.38 (2.33)	648	10.32 (1.88)
<i>s3_clnt_termination</i>	333	9.20 (1.64)	332	8.81 (1.87)	332	12.14 (1.29)	332	8.43 (1.61)	332	8.79 (1.17)
<i>s3_srvr_2</i>	414	14.35 (2.67)	695	24.23 (17.42)	695	31.86 (15.44)	681	19.93 (8.00)	695	16.45 (3.76)
<i>s3_srvr_7</i>	420	16.29 (3.44)	710	27.82 (20.06)	710	34.99 (17.11)	686	23.64 (9.99)	710	20.69 (5.51)
<i>s3_srvr_8</i>	416	16.77 (3.10)	704	23.61 (14.03)	698	36.15 (16.39)	690	22.38 (7.10)	698	22.25 (5.55)
<i>s3_srvr_10</i>	431	15.26 (2.40)	683	21.34 (5.19)	683	30.21 (7.03)	673	18.61 (4.08)	683	18.37 (3.90)
<i>s3_srvr_12</i>	433	25.96 (3.84)	395	39.51 (21.68)	539	64.25 (38.99)	558	39.50 (18.04)	642	33.56 (11.22)
<i>s3_srvr_13</i>	437	15.69 (2.07)	489	25.25 (18.07)	558	33.78 (21.20)	572	23.98 (11.49)	669	21.39 (6.85)
<b>Total</b>	6218	9.13	7883	13.54	8091	21.89	8035	13.51	8300	12.96

BLAST, CPAchecker and CBMC. We can get several important observations: (1) The number of feasible and infeasible pairs identified by all the three model checkers accounts for the majority, occupying 64.7% and 72.4%, respectively. It indicates BLAST, CPAchecker and CBMC have the consistent conclusions on the most of pairs. (2) CPAchecker and CBMC have the largest number of overlapped pairs than the other combinations. They identify 87.7% feasible and 91.4% infeasible pairs, respectively. It indicates CPAchecker and CBMC have more close detection ability. (3) BLAST has the largest number of unknown pairs (4689 pairs), which indicates BLAST's performance is worst among the three model checkers. Meanwhile, CBMC has the largest number of infeasible pairs (1008 pairs) partially due to CBMC simply concludes a pair as infeasible (*but may actually feasible*) when it cannot reach the pair within the given search depth and/or testing time.

Fig. 8 shows the testing time of BLAST, CPAchecker and CBMC on feasible and infeasible pairs, respectively, categorized by the four groups, i.e., *Literature*, *Siemens*, *SV-COMP (ntd-driver)*, *SV-COMP (ssh)*. On average, the cyclomatic complexity per function of them is 6.7, 4.7, 6.4, and 88.5, respectively. From Fig. 8, we can see (1) CBMC is more efficient on the subjects of *Literature* and *SV-COMP (ntd-driver)* for both feasible and infeasible pairs, but much less

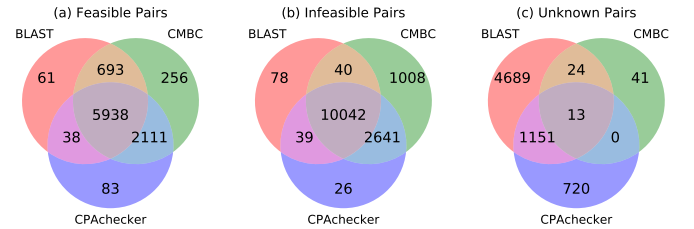


Fig. 7. Venn diagrams of (a) feasible, (b) infeasible and (c) unknown pairs concluded by the three model checkers BLAST, CPAchecker and CBMC for all subjects.

effective on *Siemens* and *SV-COMP (ssh)* subjects. The reason is that CBMC is still an explicit path based exploration approach (by using classic depth-first method), and thus better at small-scale subjects or subjects without complex structures. (2) In contrast, CPAchecker and BLAST are more efficient on *Siemens* and *SV-COMP (ssh)* subjects, which are much more complex than *Literature* and *SV-COMP (ntd-driver)*. The reason is that CPAchecker and BLAST are CEGAR-based approach, which works on an initial program abstraction, and continuously refine the program states towards the target property (the test obligation in our context). More specially, CEGAR-based approach first



TABLE 6

Performance statistics of model checking based approach implemented in BLAST, CPAchecker and CBMC for data-flow testing (the testing time is measured in seconds)

Subject	BLAST					CPAchecker					CBMC				
	F	I	U	$M_F$	$M_I$	F	I	U	$M_F$	$M_I$	F	I	U	$M_F$	$M_I$
<i>factorization</i>	35	4	8	0.04	0.20	26	4	17	3.26	3.04	41	6	0	0.34	0.28
<i>power</i>	9	2	0	0.03	0.49	9	2	0	3.10	2.97	9	2	0	0.13	0.12
<i>find</i>	85	12	2	6.44	3.22	74	14	11	4.37	3.60	77	22	0	0.29	0.29
<i>triangle</i>	22	24	0	0.04	0.69	22	24	0	3.09	2.83	22	24	0	0.11	0.11
<i>strmat</i>	30	2	0	1.81	1.39	30	2	0	4.67	2.98	30	2	0	0.15	0.15
<i>strmat2</i>	32	6	0	5.08	1.46	32	6	0	4.91	3.79	32	6	0	0.15	0.15
<i>textfmt</i>	47	18	8	10.08	13.90	53	20	0	12.69	5.50	53	20	0	3.84	3.95
<i>tcas</i>	55	31	0	1.35	1.31	55	31	0	4.08	3.43	55	31	0	0.13	0.13
<i>replace</i>	275	73	39	6.17	13.60	211	48	128	11.21	10.84	339	48	0	101.47	93.20
<i>totinfo</i>	-	-	279	-	-	76	24	179	14.80	11.50	69	209	1	54.36	7.68
<i>printtokens</i>	165	57	18	6.15	13.67	178	58	4	8.94	6.22	169	71	0	15.94	9.26
<i>printtokens2</i>	188	4	0	13.35	7.25	188	4	0	13.21	6.48	187	5	0	28.29	28.89
<i>schedule</i>	37	0	81	0.05	-	92	22	4	7.82	11.13	85	33	0	33.04	31.15
<i>schedule2</i>	33	0	74	0.04	-	42	0	65	7.32	-	35	55	17	189.03	205.14
<i>cdaudio</i>	544	179	50	0.41	0.81	-	190	583	-	6.36	566	207	0	1.50	1.58
<i>diskperf</i>	270	117	56	0.16	0.41	265	119	59	5.08	5.18	304	139	0	0.89	0.85
<i>floppy</i>	240	69	22	0.18	0.43	244	65	22	4.75	5.23	250	81	0	0.72	0.71
<i>floppy2</i>	497	82	27	0.33	0.59	501	79	26	5.28	5.68	511	95	0	1.51	1.35
<i>kbfiltr</i>	107	49	20	0.09	0.10	107	51	18	3.85	3.61	116	60	0	0.32	0.32
<i>kbfiltr2</i>	249	74	39	0.15	0.20	249	76	37	4.14	4.28	264	98	0	0.56	0.54
<i>s3_srvr_1a</i>	123	295	156	2.69	1.37	123	295	156	4.94	4.13	170	404	0	0.69	0.69
<i>s3_srvr_1b</i>	43	96	0	0.36	0.80	43	96	0	3.31	3.26	43	96	0	0.16	0.16
<i>s3_clnt</i>	625	969	83	14.62	4.86	661	1012	4	9.72	5.12	665	1012	0	39.62	41.52
<i>s3_clnt_termination</i>	540	964	91	15.16	4.35	582	1012	1	10.11	5.42	583	1012	0	22.57	24.02
<i>s3_srvr_2</i>	418	1034	678	3.50	5.21	698	1344	88	11.00	5.25	704	1420	6	102.85	128.09
<i>s3_srvr_7</i>	393	1073	794	3.34	4.78	712	1458	90	11.09	5.43	721	1538	1	100.42	124.45
<i>s3_srvr_8</i>	425	1183	714	3.98	5.07	701	1529	92	10.70	5.58	706	1604	12	107.31	137.57
<i>s3_srvr_10</i>	414	1060	726	5.00	32.16	678	1432	90	8.40	4.45	683	1517	0	125.92	111.44
<i>s3_srvr_12</i>	388	1611	1126	4.13	7.00	759	2231	135	9.86	6.19	758	2345	22	125.43	144.04
<i>s3_srvr_13</i>	431	1111	783	4.43	5.61	745	1500	80	10.04	4.55	737	1569	19	111.75	137.98
<b>Total</b>	6720	10199	5874	1.82	5.25	8156	12748	1889	8.64	5.27	8984	13731	78	91.35	110.60

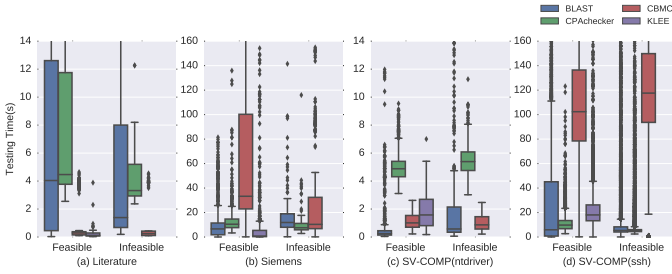


Fig. 8. Boxplot graphs of testing time for feasible and infeasible pairs concluded by BLAST, CPAchecker and CBMC (also including the testing time of KLEE configured with CPGS for feasible pairs) on the four subject groups, i.e., (a) Literature, (b) Siemens, (c) SV-COMP (ntd-driver), and (d) SV-COMP (ssh).

finds an abstract path that reaches the target point, and then continuously refine the path to prove the path is infeasible or feasible with a counter-example. This approach is more efficient than bounded model checking especially when handling program with complex structure. As the last row of Table 6 shows, CPAchecker is much faster than CBMC, although CBMC concludes more def-use pairs — CPAchecker’s medians for feasible and infeasible pairs are 8.64 and 5.27, respectively, while CBMC’s medians are 91.35 and 110.60, respectively.

However, in general, the performance of these model checkers differs on different subjects. A reasonable explanation is that their implementation languages, underlying constraint solvers, search heuristics, built-in libraries have different impact on their performance. For example,

CPAchecker is more effective than CBMC on some of SIR subjects (i.e., *replace*, *tot\_info*, *printtokens*, *printtokens2*, *schedule*, *schedule2*), which use heavy string manipulations and complex data structures (e.g., pointer, struct, and list).

In summary, model checking based approach is effective for data-flow testing. BLAST, CPAchecker and CBMC can give consistent conclusions on the majority of def-use pairs. CPAchecker and CBMC have the best performance in number of detected feasible and infeasible pairs, and in general CPAchecker is much faster than CBMC. Due to the algorithm differences, the BMC-based approach, i.e., CBMC, is more effective on small-scale subjects, while the CEGAR-based approach, i.e., BLAST and CPAchecker, is more effective on large and complex subjects.

#### 8.4 Study 3: Effectiveness of Hybrid Approach

Fig. 9a compares the difference of symbolic execution approach (KLEE) and model checking approach (BLAST, CPAchecker and CBMC) in detecting feasible pairs. We can see KLEE and the model checkers have a high percentage of overlap on feasible pairs. KLEE covers 90.1%, 91.5% and 91.1% feasible pairs of BLAST, CPAchecker and CBMC, respectively. It indicates the symbolic execution and model checking approaches have the consistent conclusions on the majority of feasible pairs. We can also note KLEE and the model checkers can cover different feasible pairs. In particular, KLEE covers more distinct pairs than BLAST and CPAchecker; but fewer than CBMC. Therefore, the hybrid approach can complement each component to cover more feasible pairs. Fig. 9b shows the number of unknown pairs by KLEE, of which the number of infeasible pairs can be concluded by the three model checkers. We can see



BLAST, CPAchecker and CBMC can indeed weed out a large number of infeasible pairs that KLEE cannot infer by 70.1%, 89.5% and 95.8%, respectively. Therefore, it is beneficial to combine symbolic execution and model checking to eliminate those infeasible pairs, and provide more accurate and efficient data-flow testing.

To further investigate the effectiveness of hybrid approach, we interleave symbolic execution and model checking to do data-flow testing. Fig. 10 shows the data-flow coverage achieved by KLEE, BLAST, CPAchecker, CBMC alone and their combinations (*e.g.*, the combination of KLEE and CPAchecker, denoted as KLEE+CPAchecker for short) on the set of 30 subjects. It is clear that the hybrid approach can greatly improve data-flow coverage than either approach alone. In detail, KLEE only achieves 53.3% data-flow coverage on average for 30 subjects. Compared with KLEE alone, KLEE+BLAST, KLEE+CPAchecker, and KLEE+CBMC, respectively, improve by 28.7%, 37.1% and 46.3% on average. On the other hand, KLEE+BLAST improves coverage by 10% against BLAST alone, and KLEE+CPAchecker improves coverage by 8% against CPAchecker alone.

Fig. 11 shows the testing time consumed by KLEE, BLAST, CPAchecker, CBMC and their combinations. Compared with KLEE alone, KLEE+BLAST, KLEE+CPAchecker, and KLEE+CBMC, respectively, can achieve faster data-flow testing in 21/30, 26/30, and 22/30 subjects, and reduces testing time by 56.9%, 69.4% and 85.1% on average in those subjects. Among the three instances of hybrid approach, KLEE+CPAchecker achieves the best performance, which reduces testing time by 64.6% for all 30 subjects, and at the same time improves data-flow coverage by 37.1%. In some cases, we note that the consumed times of hybrid approach may exceed those of model checkers or KLEE. For example, for the last 6 subjects in Fig. 11(c), KLEE+CBMC consumes more time than KLEE (due to CBMC spends much time on a large number of infeasible pairs, see the last 6 rows in Table 6). However, as indicated by Fig. 10, the data-flow coverage has been improved a lot than KLEE.

*In summary, the hybrid approach, which combines symbolic execution and model checking, is more effective than individual approach alone. The model checking approach can weed out infeasible pairs that the symbolic execution approach cannot infer by 70.1%~95.8%. Compared with KLEE, the hybrid approach can improve data-flow coverage by 28.7~46.3%. In particular, KLEE+CPAchecker achieves the best performance, which reduces testing time by 64.6% for all 30 subjects, and at the same time improves data-flow coverage by 37.1%.*

## 8.5 Discussion

Through answering RQ1~RQ3, we have demonstrated the effectiveness of our hybrid approach in achieving data-flow testing. In all, the hybrid approach can considerably achieve higher testing coverage, as well as spends less time than its individual approach. Furthermore, by comparing different search strategies and different model checkers, we confirm that our designated testing strategy (*i.e.*, cut point guided search) achieves the best performance in symbolic execution; and CPAchecker and CBMC are more efficient than BLAST for data-flow testing. Below, we summarize some important observations during the evaluation.

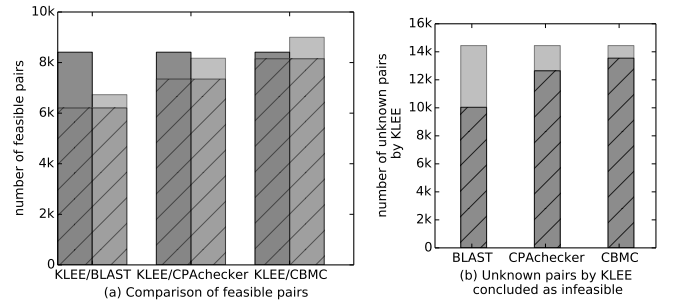


Fig. 9. (a) Comparison of feasible pairs detected by KLEE, BLAST, CPAchecker and CBMC. The shadow parts represent those pairs that are covered by both KLEE and the corresponding model checker. (b) Unknown pairs of KLEE with the shadow parts representing those pairs that are concluded as infeasible by BLAST, CPAchecker and CBMC.

**Cross-checking testing results.** By cross-checking the results of three model checkers, we find there are 189 cases (occupying 0.8% of total 22,793 pairs under test) in which the model checkers give inconsistent answers on the feasibility of a same pair. Moreover, by comparing the results of KLEE and those of model checkers, we find there are 114 cases (occupying 0.5% of total 22,793 pairs) in which KLEE concludes a pair as feasible with a test input, while some model checker concludes it as infeasible. To investigate the reasons behind these inconsistencies, we randomly selected some pairs and manually inspected the corresponding subject code, and find: (1) CBMC may mistakenly conclude some (actually feasible) pairs as infeasible due to the given search depth or time bound is not large enough. (2) Different model checkers may have different implementation choices. For example, CBMC comes with a built-in library (with over-approximation) for some C library functions (*e.g.*, `strlen`, `malloc`), which CPAchecker and BLAST do not well-support; C program constructs such as `array`, `struct`, `pointer`, *etc* are handled with different approximations by these model checkers. As a result, model checkers may give contradictory conclusions — we indeed find some cases in which BLAST or CPAchecker fail to give correct conclusions against KLEE or CBMC. (3) KLEE may give incorrect test results — successfully generate test inputs for some actually infeasible pairs — if the interface `klee_make_symbolic` for symbolizing input variables is used in loops. The reason is that such usage will disturb the predecessor-successor relations between `Process Tree` nodes (one node corresponds to a block of sequential instructions in KLEE), which are used to decide the feasibilities of pairs. In spite of these inconsistencies, our hybrid approach can already provide reliable testing results for more than 99.5% of pairs. By further cross-checking the answers from individual approaches, we can achieve almost 100% accuracy via differential testing, *i.e.*, treat the conclusions from the majority as correct.

**Experience with concolic testing.** We also applied our previous concolic testing tool CAUT and another tool CREST developed by Burnim *et al.* [92] on our benchmark. We find concolic testing, which combines concrete execution and symbolic execution, can achieve faster data-flow testing than KLEE on some subjects (due to implementation differences). However, they cannot work well on most sub-

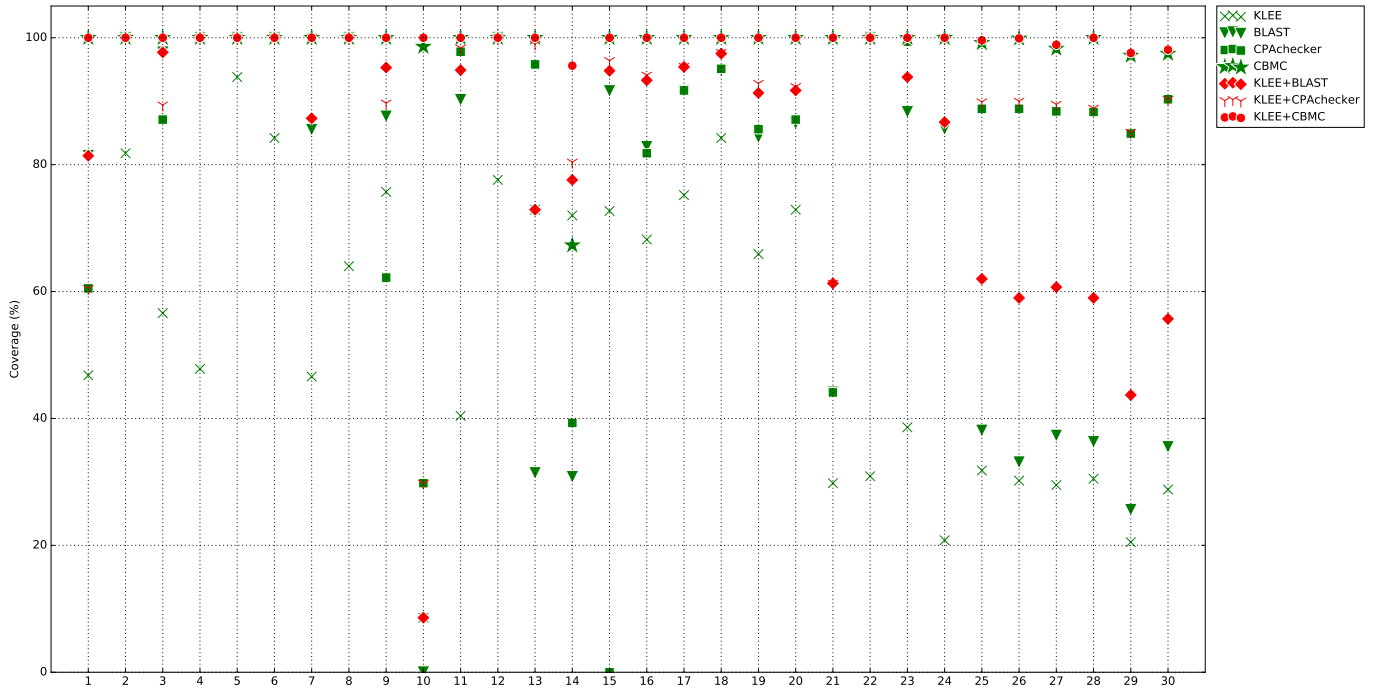


Fig. 10. Data-flow coverage achieved by KLEE, BLAST, CPAchecker, CBMC and their combinations (*i.e.*, KLEE+BLAST, KLEE+CPAchecker, KLEE+CBMC). Each point on the X axis denotes the set of 30 subjects in our study.

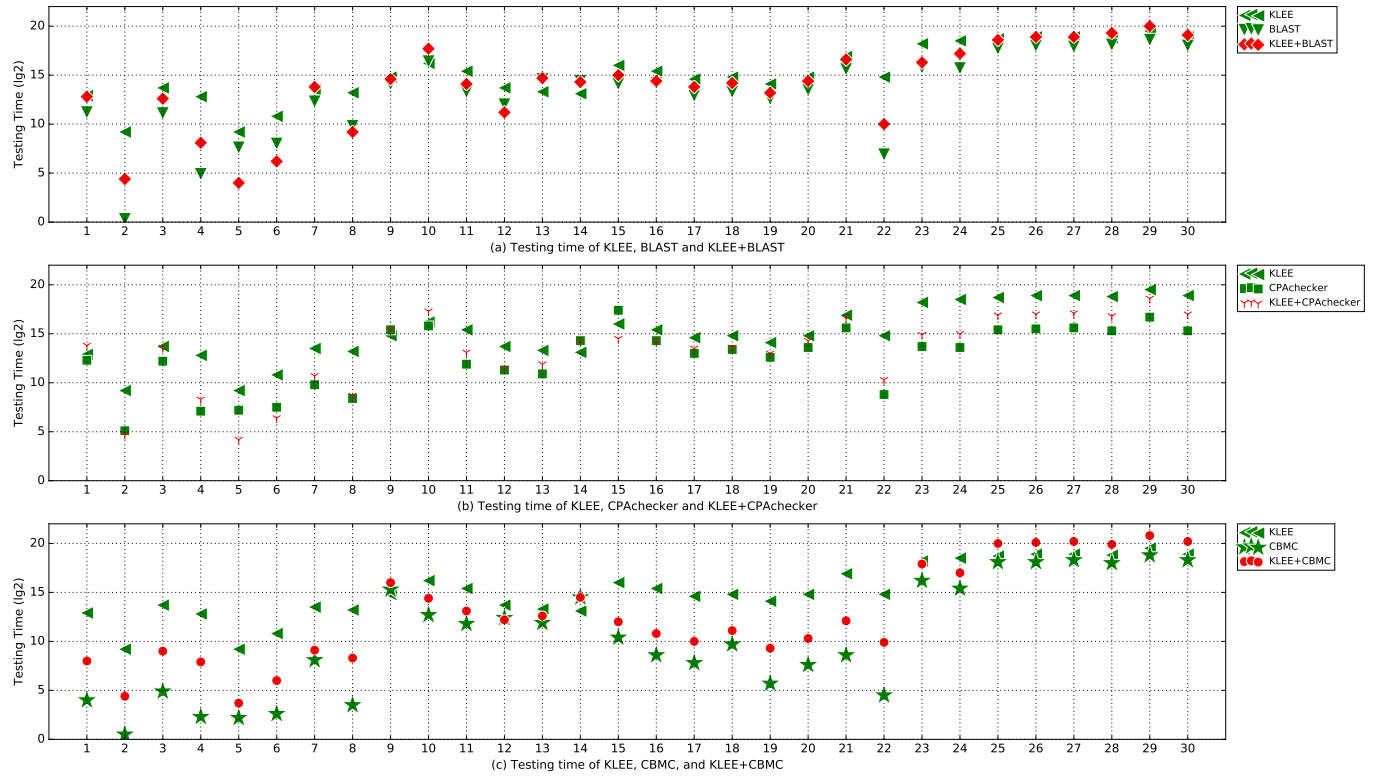


Fig. 11. Consumed time for data-flow testing by KLEE, BLAST, CPAchecker, CBMC and their combinations (*i.e.*, KLEE+BLAST, KLEE+CPAchecker, KLEE+CBMC). Each point on the X axis denotes the set of 30 subjects in our study. Note that the Y axis uses a logarithmic scale.

jects due to their ability limitations. For example, they do not well-support complicate data structures (e.g., pointer, struct, list), and thus lead to low coverage or even crash. This also confirms the benefits to implement our approach on KLEE. Due to the space constraint, we omitted the results of these concolic testing tools.

**Differences with existing work.** Symbolic execution and model checking [21], [34], [110] have been used to automate test generation. However, almost all of them target at control-flow coverage rather than data-flow coverage. For example, CBMC internally supports branch, condition/decision, MC/DC and bounded path coverage [111], and was used by Angeletti *et al.* [112], [113], [114] to generate tests *w.r.t.* branch coverage for an industrial project. However, no one has adopted it for data-flow testing, which is not as straightforward as achieving control-flow coverage. To improve the performance of symbolic execution, Wang *et al.* [115] propose a dependence guided symbolic execution approach. It leverages static dependency analysis on symbolic values to prune unnecessary path explorations. In contrast, we leverage the definition of data-flow testing to reduce path exploration. Zhang and Yang *et al.* [116] enforce data-flow testing on multithread program, while our approach focuses on sequential program.

As for detecting infeasible test objectives, early work set the basis by using constraint-based technique [117], [118]; recent work by Beckman *et al.* [119], Baluda *et al.* [120], [121], [122], Bardin *et al.* [123], and Marcozziet *et al.* [124] mainly use weakest precondition to exclude infeasible statements and branches. Dacal *et al.* [125] combine concolic testing (CREST) and model checking (CPAchecker) to find a test suite *w.r.t.* branch coverage. However, our work has several significant differences with theirs: (1) They target at branch coverage, while we enforce data-flow testing. (2) We implemented a designated search strategy to effectively guide data-flow testing; while they directly modify existing, generic path search strategies in CREST. In particular, the strategies are modified to backtrack the search if the explored direction has been proved as infeasible by CPAchecker. As a result, the performance of their approach (*i.e.*, avoid unnecessary path explorations) may vary across different search strategies due to the paths are selected in different orders. This problem is also indicated by their evaluation. (3) Their evaluation is not clearly setup (e.g., the scheduling time bound of concolic testing and model checking is unknown) and also not comprehensive (e.g., do not compare with CPAchecker alone, apply bounded model checking without setting appropriate search depths, the selected benchmark `ddv-machzwd`, requiring the analysis of data structures on the heap, pointer aliases, and function pointers, are not well-supported by CREST), which may bring biases in the evaluation. (4) Our solution is easy to adopt and applicable for other coverage criteria [126], as it treats model checkers as black-box tools and seamlessly integrates with KLEE; while they need to modify the CEGAR algorithm and adapt search strategies for CEGAR.

## 8.6 Threats to Validity

The validity of our study may be subject to some threats. (1) *Representativeness and fairness of the subjects.* We select 30 subjects in our evaluation which are from different sources, *i.e.*,

previous research work, standard benchmarks for program analysis and testing, and standard benchmarks for software model checking. These subjects contain diverse data-flow scenarios, and involve mathematical computation, standard algorithms, utility programs and device drivers. Moreover, all subjects are carefully checked to reduce evaluation bias and ensure all tools can correctly reason them (e.g., by adding necessary function stubs). Therefore, we believe they can represent real-world programs and are fair to all tools as well. (2) *Comprehensiveness and correctness of the evaluation.* We implemented our data-flow testing technique on state-of-the-art tools, and extensively evaluate it on collectively 22,793 pairs by four different tools (KLEE, BLAST, CPAchecker, CBMC) and five different search strategies. These four tools cover same technique with different implementation (BLAST *vs.* CPAchecker), same approach achieved by different techniques (CPAchecker *vs.* CBMC), and different approaches (KLEE *vs.* CPAchecker). All evaluations are repeated 30 times to mitigate algorithm randomness. Furthermore, we cross-checked each component for reliable results, and conducted careful inspection on inconsistent cases. Our benchmark, tools, and scripts are also made publicly available.

## 9 CONCLUSION

This paper introduces a practical hybrid data-flow testing framework, which combines the strengths of symbolic execution and model checking. We designed a cut point guided search strategy to make symbolic execution practical; and devised a simple encoding for model checking to effectively clear infeasible test objectives. Indeed, the evaluation has demonstrated our technique can reduce testing time by up to 64.6% and improve data-flow coverage by 28.7%~46.3% than symbolic execution approach alone. This work provides a novel approach to achieve data-flow testing, but also suggests a perspective on this problem to benefit from the advances in symbolic execution and model checking.

## REFERENCES

- [1] H. Zhu, P. A. V. Hall, and J. H. R. May, "Software unit test coverage and adequacy," *ACM Comput. Surv.*, vol. 29, no. 4, pp. 366–427, Dec. 1997.
- [2] S. Rapps and E. J. Weyuker, "Selecting software test data using data flow information," *IEEE Trans. Software Eng.*, vol. 11, no. 4, pp. 367–375, 1985.
- [3] L. A. Clarke, A. Podgurski, D. J. Richardson, and S. J. Zeil, "A formal evaluation of data flow path selection criteria," *IEEE Trans. Software Eng.*, vol. 15, no. 11, pp. 1318–1332, 1989.
- [4] M. J. Harrold and G. Rothermel, "Performing data flow testing on classes," in *SIGSOFT FSE*, 1994, pp. 154–163.
- [5] T. Su, K. Wu, W. Miao, G. Pu, J. He, Y. Chen, and Z. Su, "A survey on data-flow testing," *ACM Comput. Surv.*, vol. 50, no. 1, pp. 5:1–5:35, Mar. 2017.
- [6] P. G. Frankl and S. N. Weiss, "An experimental comparison of the effectiveness of branch testing and data flow testing," *IEEE Trans. Softw. Eng.*, vol. 19, no. 8, pp. 774–787, Aug. 1993.
- [7] L. M. Foreman and S. H. Zweben, "A study of the effectiveness of control and data flow testing strategies," *Journal of Systems and Software*, vol. 21, no. 3, pp. 215–228, 1993.
- [8] M. Hutchins, H. Foster, T. Goradia, and T. J. Ostrand, "Experiments of the effectiveness of dataflow- and controlflow-based test adequacy criteria," in *ICSE*, 1994, pp. 191–200.

- [9] P. G. Frankl and O. Iakounenko, "Further empirical studies of test effectiveness," in *SIGSOFT '98, Proceedings of the ACM SIGSOFT International Symposium on Foundations of Software Engineering, Lake Buena Vista, Florida, USA, November 3-5, 1998*, 1998, pp. 153–162.
- [10] J. R. Horgan and S. London, "Data flow coverage and the c language," in *Proceedings of the symposium on Testing, analysis, and verification*, ser. TAV4. New York, NY, USA: ACM, 1991, pp. 87–97.
- [11] J. R. Horgan and London, "ATAC: A data flow coverage testing tool for C," in *Proceedings of Symposium on Assessment of Quality Software Development Tools*, 1992, pp. 2–10.
- [12] Q. Yang, J. J. Li, and D. M. Weiss, "A survey of coverage-based testing tools," *The Computer Journal*, vol. 52, no. 5, pp. 589–597, 2009.
- [13] M. R. Girgis, "Automatic test data generation for data flow testing using a genetic algorithm," *J. UCS*, vol. 11, no. 6, pp. 898–915, 2005.
- [14] A. S. Ghiduk, M. J. Harrold, and M. R. Girgis, "Using genetic algorithms to aid test-data generation for data-flow coverage," in *APSEC*, 2007, pp. 41–48.
- [15] M. Vivanti, A. Mis, A. Gorla, and G. Fraser, "Search-based data-flow test generation," in *IEEE 24th International Symposium on Software Reliability Engineering, ISSRE 2013, Pasadena, CA, USA, November 4-7, 2013*, 2013, pp. 370–379.
- [16] G. Denaro, A. Margara, M. Pezzè, and M. Vivanti, "Dynamic data flow testing of object oriented systems," in *37th IEEE/ACM International Conference on Software Engineering, ICSE 2015, Florence, Italy, May 16-24, 2015, Volume 1*, 2015, pp. 947–958.
- [17] M. R. Girgis, A. S. Ghiduk, and E. H. Abd-elkawy, "Automatic generation of data flow test paths using a genetic algorithm," *International Journal of Computer Applications*, vol. 89, no. 12, pp. 29–36, March 2014.
- [18] N. Malevris and D. Yates, "The collateral coverage of data flow criteria when branch testing," *Information and Software Technology*, vol. 48, no. 8, pp. 676 – 686, 2006.
- [19] R. Santelices and M. J. Harrold, "Efficiently monitoring data-flow test coverage," in *Proceedings of the twenty-second IEEE/ACM international conference on Automated software engineering*, ser. ASE '07. New York, NY, USA: ACM, 2007, pp. 343–352.
- [20] J. C. King, "Symbolic execution and program testing," *Commun. ACM*, vol. 19, no. 7, pp. 385–394, Jul. 1976.
- [21] C. Cadar, D. Dunbar, and D. R. Engler, "KLEE: Unassisted and automatic generation of high-coverage tests for complex systems programs," in *USENIX Symposium on Operating Systems Design and Implementation*, 2008, pp. 209–224.
- [22] C. Cadar and K. Sen, "Symbolic execution for software testing: three decades later," *Commun. ACM*, vol. 56, no. 2, pp. 82–90, 2013.
- [23] K. Sen, D. Marinov, and G. Agha, "CUTE: A concolic unit testing engine for C," in *Proceedings of the 10th European software engineering conference held jointly with 13th ACM SIGSOFT international symposium on Foundations of software engineering*. New York, NY, USA: ACM, 2005, pp. 263–272.
- [24] P. Godefroid, N. Klarlund, and K. Sen, "DART: Directed automated random testing," in *Proceedings of the 2005 ACM SIGPLAN conference on Programming language design and implementation*. New York, NY, USA: ACM, 2005, pp. 213–223.
- [25] N. Tillmann and J. de Halleux, "Pex-white box test generation for .net," in *TAP*, 2008, pp. 134–153.
- [26] K. Lakhotia, P. McMinn, and M. Harman, "Automated test data generation for coverage: Haven't we solved this problem yet?" in *Proceedings of the 2009 Testing: Academic and Industrial Conference - Practice and Research Techniques*. Washington, DC, USA: IEEE Computer Society, 2009, pp. 95–104.
- [27] R. Pandita, T. Xie, N. Tillmann, and J. de Halleux, "Guided test generation for coverage criteria," in *Proceedings of the 2010 IEEE International Conference on Software Maintenance*. Washington, DC, USA: IEEE Computer Society, 2010, pp. 1–10.
- [28] L. Zhang, T. Xie, L. Zhang, N. Tillmann, J. de Halleux, and H. Mei, "Test generation via dynamic symbolic execution for mutation testing," in *26th IEEE International Conference on Software Maintenance (ICSM 2010), September 12-18, 2010, Timisoara, Romania*, 2010, pp. 1–10.
- [29] K. Jamrozik, G. Fraser, N. Tillmann, and J. de Halleux, "Augmented dynamic symbolic execution," in *IEEE/ACM International Conference on Automated Software Engineering*, 2012, pp. 254–257.
- [30] T. Su, G. Pu, B. Fang, J. He, J. Yan, S. Jiang, and J. Zhao, "Automated coverage-driven test data generation using dynamic symbolic execution," in *Eighth International Conference on Software Security and Reliability, SERE 2014, San Francisco, California, USA, June 30 - July 2, 2014*, 2014, pp. 98–107.
- [31] T. Ball and S. K. Rajamani, "The SLAM project: debugging system software via static analysis," in *Conference Record of POPL 2002: The 29th SIGPLAN-SIGACT Symposium on Principles of Programming Languages, Portland, OR, USA, January 16-18, 2002*, 2002, pp. 1–3.
- [32] D. Beyer, T. A. Henzinger, R. Jhala, and R. Majumdar, "The software model checker BLAST: Applications to software engineering," *Int. J. Softw. Tools Technol. Transf.*, vol. 9, no. 5, pp. 505–525, Oct. 2007.
- [33] D. Beyer and M. E. Keremoglu, "CPAchecker: A tool for configurable software verification," in *Computer Aided Verification - 23rd International Conference, CAV 2011, Snowbird, UT, USA, July 14-20, 2011. Proceedings*, 2011, pp. 184–190.
- [34] D. Beyer, A. J. Chlipala, T. A. Henzinger, R. Jhala, and R. Majumdar, "Generating tests from counterexamples," in *Proceedings of the 26th International Conference on Software Engineering*, ser. ICSE '04. Washington, DC, USA: IEEE Computer Society, 2004, pp. 326–335.
- [35] T. Su, Z. Fu, G. Pu, J. He, and Z. Su, "Combining symbolic execution and model checking for data flow testing," in *37th IEEE/ACM International Conference on Software Engineering, ICSE 2015, Florence, Italy, May 16-24, 2015, Volume 1*, 2015, pp. 654–665.
- [36] T. A. Henzinger, R. Jhala, R. Majumdar, and G. Sutre, "Lazy abstraction," in *Conference Record of POPL 2002: The 29th SIGPLAN-SIGACT Symposium on Principles of Programming Languages, Portland, OR, USA, January 16-18, 2002*, 2002, pp. 58–70.
- [37] S. Chaki, E. M. Clarke, A. Groce, S. Jha, and H. Veith, "Modular verification of software components in C," in *Proceedings of the 25th International Conference on Software Engineering, May 3-10, 2003, Portland, Oregon, USA, 2003*, pp. 385–395.
- [38] E. M. Clarke, D. Kroening, and F. Lerda, "A tool for checking ANSI-C programs," in *Tools and Algorithms for the Construction and Analysis of Systems, 10th International Conference, TACAS 2004, Held as Part of the Joint European Conferences on Theory and Practice of Software, ETAPS 2004, Barcelona, Spain, March 29 - April 2, 2004. Proceedings*, 2004, pp. 168–176.
- [39] A. P. Mathur and W. E. Wong, "An empirical comparison of data flow and mutation-based test adequacy criteria," *Softw. Test., Verif. Reliab.*, vol. 4, no. 1, pp. 9–31, 1994.
- [40] M. Marré and A. Bertolino, "Using spanning sets for coverage testing," *IEEE Trans. Softw. Eng.*, vol. 29, no. 11, pp. 974–984, Nov. 2003.
- [41] M. M. Hassan and J. H. Andrews, "Comparing multi-point stride coverage and dataflow coverage," in *35th International Conference on Software Engineering, ICSE '13, San Francisco, CA, USA, May 18-26, 2013*, 2013, pp. 172–181.
- [42] M. M. Eler, A. T. Endo, V. Durelli, and C. Procópio-PR, "Covering user-defined data-flow test requirements using symbolic execution," in *Proceedings of the Thirteenth Brazilian Symposium On Software Quality (SBQS)*, 2014, pp. 16–30.
- [43] "Software-artifact infrastructure repository," <http://sir.unl.edu/php/previewfiles.php>, accessed July, 2016.
- [44] "Competition on software verification," <https://sv-comp.sosy-lab.org/2017/>, accessed July, 2016.
- [45] C. Zhang, Y. Yan, H. Zhou, Y. Yao, K. Wu, T. Su, W. Miao, and G. Pu, "Smartunit: Empirical evaluations for automated unit testing of embedded software in industry," in *40th IEEE/ACM International Conference on Software Engineering, Software Engineering in Practice Track, ICSE 2018, Gothenburg, Sweden, May 27-June 3, 2018*.
- [46] R. A. DeMillo, R. J. Lipton, and F. G. Sayward, "Hints on test data selection: Help for the practicing programmer," *Computer*, vol. 11, no. 4, pp. 34–41, Apr. 1978.
- [47] J. C. Miller and C. J. Maloney, "Systematic mistake analysis of digital computer programs," *Commun. ACM*, vol. 6, no. 2, pp. 58–63, Feb. 1963.
- [48] P. M. Herman, "A data flow analysis approach to program testing," *Australian Computer Journal*, vol. 8, no. 3, pp. 92–96, 1976.
- [49] P. Ammann, A. J. Offutt, and H. Huang, "Coverage criteria for logical expressions," in *14th International Symposium on Software Reliability Engineering (ISSRE 2003), 17-20 November 2003, Denver, CO, USA, 2003*, pp. 99–107.

- [50] R. T. C. for Aeronautics, "RTCA/DO-178B: Software considerations in airborne systems and equipment certification," December 1992.
- [51] —, "RTCA/DO-178C: Software considerations in airborne systems and equipment certification," January 2012.
- [52] J. Edvardsson, "A survey on automatic test data generation," 1999.
- [53] P. McMinn, "Search-based software test data generation: a survey," *Softw. Test., Verif. Reliab.*, vol. 14, no. 2, pp. 105–156, 2004.
- [54] S. Anand, E. K. Burke, T. Y. Chen, J. A. Clark, M. B. Cohen, W. Grieskamp, M. Harman, M. J. Harrold, and P. McMinn, "An orchestrated survey of methodologies for automated software test case generation," *Journal of Systems and Software*, vol. 86, no. 8, pp. 1978–2001, 2013.
- [55] M. Harman, Y. Jia, and Y. Zhang, "Achievements, open problems and challenges for search based software testing," in *8th IEEE International Conference on Software Testing, Verification and Validation, ICST 2015, Graz, Austria, April 13-17, 2015*, 2015, pp. 1–12.
- [56] E. J. Weyuker, "More experience with data flow testing," *IEEE Trans. Software Eng.*, vol. 19, no. 9, pp. 912–919, 1993.
- [57] G. Fraser and A. Arcuri, "Whole test suite generation," *IEEE Trans. Software Eng.*, vol. 39, no. 2, pp. 276–291, 2013.
- [58] M. Miraz, "Evolutionary testing of stateful systems: a holistic approach," Ph.D. dissertation, Politecnico di Milano, 2010.
- [59] L. Baresi, P. L. Lanzi, and M. Miraz, "Testful: An evolutionary test approach for java," in *Third International Conference on Software Testing, Verification and Validation, ICST 2010, Paris, France, April 7-9, 2010*, 2010, pp. 185–194.
- [60] N. Oster, "Automated generation and evaluation of dataflow-based test data for object-oriented software," in *QoSA/SOQUA*, 2005, pp. 212–226.
- [61] K. Liaskos, M. Roper, and M. Wood, "Investigating data-flow coverage of classes using evolutionary algorithms," in *Genetic and Evolutionary Computation Conference, GECCO 2007, Proceedings, London, England, UK, July 7-11, 2007*, 2007, p. 1140.
- [62] K. Liaskos and M. Roper, "Hybridizing evolutionary testing with artificial immune systems and local search," in *First International Conference on Software Testing Verification and Validation, ICST 2008, Lillehammer, Norway, April 9-11, 2008, Workshops Proceedings*, 2008, pp. 211–220.
- [63] M. Deng, R. Chen, and Z. Du, "Automatic test data generation model by combining dataflow analysis with genetic algorithm," in *Pervasive Computing (JCPC), 2009 Joint Conferences on*, 2009, pp. 429–434.
- [64] N. Nayak and D. P. Mohapatra, "Automatic test data generation for data flow testing using particle swarm optimization," in *IC3 (2)*, 2010, pp. 1–12.
- [65] S. Singla, D. Kumar, H. M. Rai, and P. Singla, "A hybrid pso approach to automate test data generation for data flow coverage with dominance concepts," *Journal of Advanced Science and Technology*, vol. 37, pp. 15–26, 2011.
- [66] S. Singla, P. Singla, and H. M. Rai, "An automatic test data generation for data flow coverage using soft computing approach," *IJRRCS*, vol. 2, no. 2, pp. 265–270, 2011.
- [67] A. S. Ghiduk, "A new software data-flow testing approach via ant colony algorithms," *Universal Journal of Computer Science and Engineering Technology*, vol. 1, no. 1, pp. 64–72, October 2010.
- [68] R. T. Alexander, J. Offutt, and A. Stefik, "Testing coupling relationships in object-oriented programs," *Softw. Test., Verif. Reliab.*, vol. 20, no. 4, pp. 291–327, 2010.
- [69] M. Harman, S. G. Kim, K. Lakhota, P. McMinn, and S. Yoo, "Optimizing for the number of tests generated in search based test data generation with an application to the oracle cost problem," in *Third International Conference on Software Testing, Verification and Validation, ICST 2010, Paris, France, April 7-9, 2010, Workshops Proceedings*, 2010, pp. 182–191.
- [70] E. Merlo and G. Antoniol, "A static measure of a subset of intra-procedural data flow testing coverage based on node coverage," in *CASCON*, 1999, p. 7.
- [71] M. Marré and A. Bertolino, "Unconstrained duas and their use in achieving all-uses coverage," in *Proceedings of the 1996 ACM SIGSOFT International Symposium on Software Testing and Analysis*, ser. ISSTA '96. New York, NY, USA: ACM, 1996, pp. 147–157.
- [72] R. A. Santelices, S. Sinha, and M. J. Harrold, "Subsumption of program entities for efficient coverage and monitoring," in *Third International Workshop on Software Quality Assurance, SOQUA 2006, Portland, Oregon, USA, November 6, 2006*, 2006, pp. 2–5.
- [73] M. R. Girgis, "Using symbolic execution and data flow criteria to aid test data selection," *Softw. Test., Verif. Reliab.*, vol. 3, no. 2, pp. 101–112, 1993.
- [74] U. A. Buy, A. Orso, and M. Pezzè, "Automated testing of classes," in *ISSTA*, 2000, pp. 39–48.
- [75] V. Martena, A. Orso, and M. Pezzè, "Interclass testing of object oriented software," in *8th International Conference on Engineering of Complex Computer Systems (ICECCS 2002), 2-4 December 2002, Greenbelt, MD, USA*, 2002, pp. 135–144.
- [76] A. Khamis, R. Bahgat, and R. Abdelaziz, "Automatic test data generation using data flow information," *Dogus University Journal*, vol. 2, pp. 140–153, 2011.
- [77] A. J. Offutt, Z. Jin, and J. Pan, "The dynamic domain reduction procedure for test data generation," *Softw., Pract. Exper.*, vol. 29, no. 2, pp. 167–193, 1999.
- [78] H. S. Hong, S. D. Cha, I. Lee, O. Sokolsky, and H. Ural, "Data flow testing as model checking," in *Proceedings of the 25th International Conference on Software Engineering, May 3-10, 2003, Portland, Oregon, USA*, 2003, pp. 232–243.
- [79] "SMV," <http://www.cs.cmu.edu/~modelcheck/smv.html>.
- [80] P. G. Frankl and E. J. Weyuker, "A data flow testing tool," in *Proceedings of the Second Conference on Software Development Tools, Techniques, and Alternatives*. Los Alamitos, CA, USA: IEEE Computer Society Press, 1985, pp. 46–53.
- [81] "Coverlipse," <http://coverlipse.sourceforge.net/>.
- [82] G. Denaro, A. Gorla, and M. Pezzè, "Contextual integration testing of classes," in *Fundamental Approaches to Software Engineering, 11th International Conference, FASE 2008, Held as Part of the Joint European Conferences on Theory and Practice of Software, ETAPS 2008, Budapest, Hungary, March 29-April 6, 2008. Proceedings*, 2008, pp. 246–260.
- [83] T. J. Ostrand and E. J. Weyuker, "Data flow-based test adequacy analysis for languages with pointers," in *Proceedings of the symposium on Testing, analysis, and verification*. ACM, 1991, pp. 74–86.
- [84] M. Chaim, "Poke-tool-a tool to support structural program testing based on data flow analysis," *School of Electrical and Computer engineering, University of Campinas, Campinas, SP, Brazil*, 1991.
- [85] A. M. R. Vincenzi, J. C. Maldonado, W. E. Wong, and M. E. Delamaro, "Coverage testing of java programs and components," *Science of Computer Programming*, vol. 56, no. 1, pp. 211–230, 2005.
- [86] "JMockit," <http://jmockit.org/>.
- [87] J. Misurda, J. Clause, J. Reed, B. R. Childers, and M. L. Soffa, "Jazz: A tool for demand-driven structural testing," in *Compiler Construction*. Springer, 2005, pp. 242–245.
- [88] I. Bluemke and A. Rembiszewski, "Dataflow approach to testing java programs," in *Dependability of Computer Systems, 2009. DepCos-RELCOMEX'09. Fourth International Conference on*. IEEE, 2009, pp. 69–76.
- [89] M. L. Chaim and R. P. A. de Araujo, "An efficient bitwise algorithm for intra-procedural data-flow testing coverage," *Inf. Process. Lett.*, vol. 113, no. 8, pp. 293–300, 2013.
- [90] S. Rapps and E. J. Weyuker, "Data flow analysis techniques for test data selection," in *Proceedings of the 6th International Conference on Software Engineering*, ser. ICSE '82. Los Alamitos, CA, USA: IEEE Computer Society Press, 1982, pp. 272–278.
- [91] E. M. Clarke, Jr., O. Grumberg, and D. A. Peled, *Model Checking*. Cambridge, MA, USA: MIT Press, 1999.
- [92] J. Burnim and K. Sen, "Heuristics for scalable dynamic test generation," in *ASE*, 2008, pp. 443–446.
- [93] M. J. Harrold and M. L. Soffa, "Efficient computation of interprocedural definition-use chains," *ACM Trans. Program. Lang. Syst.*, vol. 16, no. 2, pp. 175–204, Mar. 1994.
- [94] H. D. Pande, W. A. Landi, and B. G. Ryder, "Interprocedural def-use associations for C systems with single level pointers," *IEEE Trans. Software Eng.*, vol. 20, no. 5, pp. 385–403, May 1994.
- [95] B. Chatterjee and B. G. Ryder, "Data-flow-based testing of object-oriented libraries," Rutgers University, Tech. Rep. DCS-TR-382, March 1999.
- [96] Z. Wang, X. Yu, T. Sun, G. Pu, Z. Ding, and J. Hu, "Test data generation for derived types in C program," in *TASE 2009, Third IEEE International Symposium on Theoretical Aspects of Software Engineering*, 29-31 July 2009, Tianjin, China, 2009, pp. 155–162.
- [97] E. Clarke, D. Kroening, and F. Lerda, "A tool for checking ANSI-C programs," in *Tools and Algorithms for the Construction and Analysis of Systems (TACAS 2004)*, ser. Lecture Notes in Computer Science, K. Jensen and A. Podelski, Eds., vol. 2988. Springer, 2004, pp. 168–176.




- [98] G. C. Necula, S. McPeak, S. P. Rahul, and W. Weimer, "Cil: Intermediate language and tools for analysis and transformation of c programs," in *Proceedings of the 11th International Conference on Compiler Construction*, ser. CC '02. London, UK, UK: Springer-Verlag, 2002, pp. 213–228.
- [99] G. Denaro, M. Pezzè, and M. Vivanti, "On the right objectives of data flow testing," in *IEEE Seventh International Conference on Software Testing, Verification and Validation, ICST 2014, March 31 2014-April 4, 2014, Cleveland, Ohio, USA, 2014*, pp. 71–80.
- [100] F. Kirchner, N. Kosmatov, V. Prevosto, J. Signoles, and B. Yakobowski, "Frama-c: A software analysis perspective," *Formal Asp. Comput.*, vol. 27, no. 3, pp. 573–609, 2015.
- [101] T. Su, "A bibliography of papers and tools on data flow testing," <https://tingsu.github.io/files/dftbib.html>, accessed July, 2016.
- [102] W. E. Wong and A. P. Mathur, "Fault detection effectiveness of mutation and data flow testing," *Software Quality Journal*, vol. 4, no. 1, pp. 69–83, 1995.
- [103] E. J. Weyuker, "The complexity of data flow criteria for test data selection," *Inf. Process. Lett.*, vol. 19, no. 2, pp. 103–109, 1984.
- [104] "Collection of verification tasks in sv-comp," <https://github.com/sosy-lab/sv-benchmarks>, accessed July, 2016.
- [105] "Cyclo," <http://www.gentoo.org/cyclo.html>.
- [106] "cloc," <https://github.com/AlDanial/cloc>, accessed July, 2016.
- [107] C. Zamfir and G. Candea, "Execution synthesis: a technique for automated software debugging," in *European Conference on Computer Systems, Proceedings of the 5th European conference on Computer systems, EuroSys 2010, Paris, France, April 13-16, 2010*, 2010, pp. 321–334.
- [108] K. Ma, Y. P. Khoo, J. S. Foster, and M. Hicks, "Directed symbolic execution," in *Static Analysis - 18th International Symposium, SAS 2011, Venice, Italy, September 14-16, 2011. Proceedings*, 2011, pp. 95–111.
- [109] P. D. Marinescu and C. Cadar, "KATCH: high-coverage testing of software patches," in *Joint Meeting of the European Software Engineering Conference and the ACM SIGSOFT Symposium on the Foundations of Software Engineering, ESEC/FSE'13, Saint Petersburg, Russian Federation, August 18-26, 2013*, 2013, pp. 235–245.
- [110] A. Holzer, C. Schallhart, M. Tautschnig, and H. Veith, "Query-driven program testing," in *International Workshop on Verification, Model Checking, and Abstract Interpretation*. Springer, 2009, pp. 151–166.
- [111] "Automatic test suite generation with cbmc," <http://www.cprover.org/cprover-manual/cover.html>.
- [112] D. Angeletti, E. Giunchiglia, M. Narizzano, A. Puddu, and S. Sabina, "Automatic test generation for coverage analysis using cbmc," in *International Conference on Computer Aided Systems Theory*. Springer, 2009, pp. 287–294.
- [113] D. Angeletti, E. Giunchiglia, M. Narizzano, G. Palma, A. Puddu, and S. Sabina, "Improving the automatic test generation process for coverage analysis using cbmc," in *Proceedings of the 16th International RCRA workshop, RCRA*, vol. 2009, 2009.
- [114] D. Angeletti, E. Giunchiglia, M. Narizzano, A. Puddu, and S. Sabina, "Using bounded model checking for coverage analysis of safety-critical software in an industrial setting," *Journal of Automated Reasoning*, vol. 45, no. 4, pp. 397–414, 2010.
- [115] H. Wang, T. Liu, X. Guan, C. Shen, Q. Zheng, and Z. Yang, "Dependence guided symbolic execution," *IEEE Trans. Software Eng.*, vol. 43, no. 3, pp. 252–271, 2017.
- [116] X. Zhang, Z. Yang, Q. Zheng, P. Liu, J. Chang, Y. Hao, and T. Liu, "Automated testing of definition-use data flow for multithreaded programs," in *2017 IEEE International Conference on Software Testing, Verification and Validation, ICST 2017, Tokyo, Japan, March 13-17, 2017*, 2017, pp. 172–183.
- [117] A. Goldberg, T. Wang, and D. Zimmerman, "Applications of feasible path analysis to program testing," in *Proceedings of the 1994 International Symposium on Software Testing and Analysis, ISSTA 1994, Seattle, WA, USA, August 17-19, 1994*, 1994, pp. 80–94.
- [118] A. J. Offutt and J. Pan, "Automatically detecting equivalent mutants and infeasible paths," *Softw. Test., Verif. Reliab.*, vol. 7, no. 3, pp. 165–192, 1997.
- [119] N. E. Beckman, A. V. Nori, S. K. Rajamani, R. J. Simmons, S. Tetali, and A. V. Thakur, "Proofs from tests," *IEEE Trans. Software Eng.*, vol. 36, no. 4, pp. 495–508, 2010.
- [120] M. Baluda, P. Braione, G. Denaro, and M. Pezzè, "Structural coverage of feasible code," in *The 5th Workshop on Automation of Software Test, AST 2010, May 3-4, 2010, Cape Town, South Africa, 2010*, pp. 59–66.
- [121] —, "Enhancing structural software coverage by incrementally computing branch executability," *Software Quality Journal*, vol. 19, no. 4, pp. 725–751, 2011.
- [122] M. Baluda, G. Denaro, and M. Pezzè, "Bidirectional symbolic analysis for effective branch testing," *IEEE Trans. Software Eng.*, vol. 42, no. 5, pp. 403–426, 2016.
- [123] S. Bardin, M. Delahaye, R. David, N. Kosmatov, M. Papadakis, Y. L. Traon, and J. Marion, "Sound and quasi-complete detection of infeasible test requirements," in *8th IEEE International Conference on Software Testing, Verification and Validation, ICST 2015, Graz, Austria, April 13-17, 2015*, 2015, pp. 1–10.
- [124] M. Marcozzi, S. Bardin, N. Kosmatov, M. Papadakis, V. Prevosto, and L. Correnson, "Time to clean your test objectives," in *40th International Conference on Software Engineering, May 27-3 June 2018, Gothenburg, Sweden, 2018*.
- [125] P. Daga, A. Gupta, and T. A. Henzinger, "Abstraction-driven concolic testing," in *Proceedings of the 17th International Conference on Verification, Model Checking, and Abstract Interpretation - Volume 9583*, ser. VMCAI 2016. New York, NY, USA: Springer-Verlag New York, Inc., 2016, pp. 328–347.
- [126] T. Su, G. Pu, W. Miao, J. He, and Z. Su, "Automated coverage-driven testing: combining symbolic execution and model checking," *SCIENCE CHINA Information Sciences*, vol. 59, no. 9, p. 98101, 2016.



**Ting Su** received his B.S. in software engineering and Ph.D. in computer science from School of Computer Science and Software Engineering, East China Normal University, Shanghai, China, in 2011 and 2016, respectively. Currently, he is a postdoctoral research fellow in School of Computer Science and Engineering, Nanyang Technological University, Singapore. Previously, he was a visiting scholar of University of California, Davis, USA from 2014 to 2015. His research focuses on symbolic execution and mobile applications. He has published broadly in top-tier programming language and software engineering venues, including PLDI, ICSE, FSE and CSUR. More information is available at <http://tingsu.github.io/>.



**Chengyu Zhang** received his B.S. in software engineering from School of Computer Science and Software Engineering, East China Normal University, Shanghai, China in 2016, and now is pursuing his Ph.D. in the same school. His research focuses on software testing, symbolic execution, and program analysis. More information is available at <http://www.chengyuzhang.com/>.



**Yichen Yan** received his B.S. in software engineering from School of Computer Science and Software Engineering, East China Normal University, Shanghai, China in 2017, and now is pursuing his Master degree in the same school.



**Lingling Fan** received her B.S. in computer science from School of Computer Science and Software Engineering, East China Normal University, Shanghai, China in 2014, and now is pursuing her Ph.D. in the same school. Her research focuses on software testing, model checking, and Android application analysis. More information is available at <http://www.sqslab.com/llfan/>.



**Zhoulai Fu** is an Assistant Professor in the Computer Science Department at IT University of Copenhagen, Denmark. He received his Ph.D. from INRIA, France. His primary research interest lies in approaching software engineering problems from a mathematical or programming language perspective. He has published broadly in top-tier programming language and software engineering venues, including PLDI, CAV, OOPSLA, ICSE, ESOP, and VMCAI. He is currently a main participant of ROSIN, a project funded by the EUs Horizon 2020 research program, for creating a step change in the availability of high-quality intelligent robot software components in the industry. More information is available at <http://zhoulaiFu.com/>.



**Geguang Pu** is a Professor in School of Computer Science and Software Engineering, East China Normal University. His research interests include program testing, analysis and verification. He served as PC members for international conferences such as SEFM, ATVA, TASE etc. He was a co-chair of ATVA 2015. He has published over 70 publications on the topics of software engineering and system verification (including ICSE, FSE, IJCAI, FM, ECAI, CONCUR etc). He completed his Ph.D. in Mathematics at Peking

University in 2005, and received a B.S. in Mathematics from Wuhan University in 2000.



**Zhendong Su** is a Professor in Computer Science and a Chancellors Fellow at the University of California at Davis, where he specializes in programming languages, software engineering, and computer security. He received both his M.S. and Ph.D. degrees in Computer Science from the University of California at Berkeley, and both his B.S. degree in Computer Science and B.A. degree in Mathematics from the University of Texas at Austin. More information is available at <http://web.cs.ucdavis.edu/~su/>.



**Liu Yang** received his Bachelor and PhD degrees in computer science from National University of Singapore (NUS) in 2005 and 2010, and continued with his postdoctoral research in NUS. He is now an Associate Professor in Nanyang Technological University. His current research focuses on software engineering, formal methods and security, and particularly specializes in software verification using model checking techniques, which led to the development of a state-of-the-art model checker, Process Analysis

Toolkit. More information is available at <http://www.ntu.edu.sg/home/yangliu/>.