

Modification of magnetic fluctuations by interfacial interactions in artificially engineered heavy-fermion superlattices

Genki Nakamine¹, Takayoshi Yamanaka¹, Shunsaku Kitagawa¹, Masahiro Naritsuka¹, Tomohiro Ishii¹, Takasada Shibauchi², Takahito Terashima¹, Yuichi Kasahara¹, Yuji Matsuda¹, and Kenji Ishida¹

¹ *Department of Physics, Kyoto University, Kyoto 606-8502, Japan*

² *Department of Advanced Materials Science, The University of Tokyo, Kashiwa 277-8561, Japan*

(Dated: February 28, 2019)

Recent progress in the fabrication techniques of superlattices (SLs) has made it possible to sandwich several-layer thick block layers (BLs) of heavy-fermion superconductor CeCoIn₅ between conventional-metal YbCoIn₅ BLs or spin-density-wave metal CeRhIn₅ BLs of a similar thickness. However, the magnetic state in each BL, particularly at the interface, is not yet understood, as experimental techniques applicable to the SL system are limited. Here, we report measurements of ⁵⁹Co-nuclear magnetic resonance, which is a microscopic probe of the magnetic properties inside the target BLs. In the CeCoIn₅/YbCoIn₅ SL, the low-temperature magnetic fluctuations of the CeCoIn₅ BL are weakened as expected from the Rashba spin-orbit effect. However, in the CeCoIn₅/CeRhIn₅ SL, the fluctuations show an anomalous enhancement below 6 K, highlighting the importance of the magnetic proximity effect occurring near a magnetic-ordering temperature $T_N \sim 3$ K of the CeRhIn₅ BL. We suggest that the magnetic properties of the BLs can be altered by the interfacial interaction, which is a new route to modify the magnetic properties.

Magnetic fluctuations in strongly correlated electron systems have been intensively studied from experimental and theoretical aspects. This is primarily related to the fact that most of unconventional superconductors have been discovered in the verge of the magnetic phase, and possess mainly strong antiferromagnetic (AFM) fluctuations[1–5]. The heavy-fermion (HF) superconductor CeCoIn₅ is one such unconventional superconductor. The superconducting (SC) transition temperature T_c of CeCoIn₅ is 2.3 K, which is the highest T_c among Ce-based HF superconductors[6]. CeCoIn₅ possesses an extremely narrow conduction band with a relatively heavy effective mass and shares similarities with high- T_c cuprates, including an unconventional SC gap with $d_{x^2-y^2}$ symmetry and non Fermi-liquid behavior[7–9]. In addition, it has been considered that the superconductivity is mediated by AFM fluctuations with quantum critical characteristics[10, 11].

Recently, the molecular beam epitaxy (MBE) technique was employed to synthesize artificial Kondo superlattices (SLs) of alternating layers of HF CeCoIn₅/conventional-metal YbCoIn₅[12] and CeCoIn₅/spin-density-wave (SDW)-metal CeRhIn₅[13, 14] with a few-unit-cell-layer thickness[15, 16]. These artificially engineered materials provide a new platform to study the two-dimensional electronic properties of HF superconductors, the interaction between two different block layers (BLs), and the magnetic properties at the interfaces[17]. Particularly, interactions between superconductivity and bosonic excitations through an atomic interface have received much attention since single-layer FeSe on a SrTiO₃ substrate shows an extraordinarily high- T_c due to the coupling with the substrate[18–20]. Thus, it is important to study electronic and magnetic properties of BLs and the

interfaces between two BLs. We consider that nuclear magnetic resonance (NMR) and nuclear quadrupole resonance (NQR) are among the best experimental probes for this purpose, as they can provide spatially resolved microscopic information about the target BLs. We have investigated the magnetic and SC properties in an epitaxial film of CeCoIn₅ and the CeCoIn₅/YbCoIn₅ SL from the ¹¹⁵In NMR/NQR[21, 22]. We reported that nuclear spin-lattice relaxation rate $1/T_1$ on the epitaxial film is almost identical to $1/T_1$ of the bulk single crystal, indicative of the high quality of the epitaxial film HF sample[21], and that $1/T_1$ on the CeCoIn₅/YbCoIn₅ SL revealed the strong suppression of the magnetic fluctuations at the interface region[22].

The interesting questions in such an SL system are whether the magnetic and SC properties on the CeCoIn₅ BL can be modified in the SL sample and, if so, what effects and interactions are important, and how many layers are affected in the BL. We have investigated these issues from the ⁵⁹Co ($I = 7/2$)-NMR measurement of the CeCoIn₅/YbCoIn₅ and CeCoIn₅/CeRhIn₅ SL samples. In this paper, we report the low-temperature magnetic fluctuations of the CeCoIn₅ BL mainly in the CeCoIn₅/CeRhIn₅ SL. The magnetic fluctuations of the CeCoIn₅ BL in the CeCoIn₅/CeRhIn₅ SL is almost unchanged with those of bulk CeCoIn₅ down to 6 K, indicating that the coupling between the CeCoIn₅ and CeRhIn₅ BLs is small. However, the magnetic fluctuations of the CeCoIn₅ BL is enhanced below 6 K only at the one or two layers at the interface, indicating that the strong magnetic fluctuations penetrate from the CeRhIn₅ BL with approaching to the magnetic ordering temperature $T_N \sim 3$ K of the CeRhIn₅ BL. By taking into account the experimental results of the CeCoIn₅/YbCoIn₅ that the magnetic fluctuations of the CeCoIn₅ BL are weak-

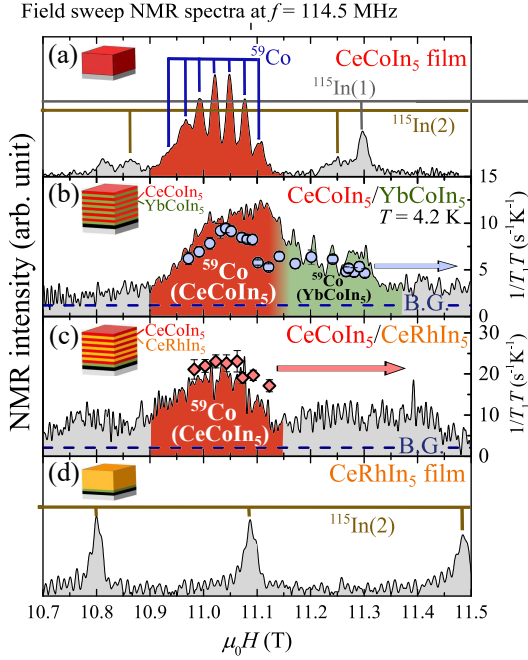


FIG. 1. Field-sweep nuclear magnetic resonance (NMR) spectra at 4.2 K and 114.5 MHz on (a) 500-nm-thick CeCoIn_5 film, (b) $\text{CeCoIn}_5(5)/\text{YbCoIn}_5(5)$ superlattice (SL), (c) $\text{CeCoIn}_5(5)/\text{CeRhIn}_5(5)$ SL and (d) 300-nm-thick CeRhIn_5 film. The NMR signals in the film samples are identified, and the NMR parameters are listed[?].

ened by the Rashba interaction, we revealed that the magnetic properties are modified mainly at the interface region, suggesting that the interfacial interaction is the most important interaction in the SL compounds.

The SLs of $\text{CeCoIn}_5(5)/\text{YbCoIn}_5(5)$ and $\text{CeCoIn}_5(5)/\text{CeRhIn}_5(5)$, which were grown by the MBE technique, were stacked alternately along the c axis, where (5) indicates the number of unit-cell-layers of each BL. T_c of the $\text{CeCoIn}_5/\text{YbCoIn}_5$, and $\text{CeCoIn}_5/\text{CeRhIn}_5$ SLs is 1.2 and 1.4 K, respectively. We also prepared epitaxial-films of CeCoIn_5 , YbCoIn_5 , and CeRhIn_5 , and performed NMR measurements on these films and single-crystal CeCoIn_5 for comparison with the SL samples. Details of the synthesis process and sample characterization are shown in the reference[23?]

Figure 1 presents the ^{59}Co and ^{115}In -NMR spectra of the (a) CeCoIn_5 film, (b) $\text{CeCoIn}_5/\text{YbCoIn}_5$ SL, (c) $\text{CeCoIn}_5/\text{CeRhIn}_5$ SL, and (d) CeRhIn_5 film, which were measured by sweeping the magnetic field parallel to the c -axis with $f = 114.5$ MHz at 4.2 K. In the CeCoIn_5 film samples, the NMR signals arising from the Co site have a fine structure because of the presence of the electric field gradient (EFG)[22]. The parameters of the ^{115}In and ^{59}Co NMR spectra are listed in the table[?]. The ^{59}Co -NMR spectra of the SLs are observed around the field range where the ^{59}Co -NMR spectra of the film are observed, but they become structureless mainly due to

the inhomogeneity of the EFG at the Co site. In addition, finite intensity was observed everywhere in the SL spectra, which arises from the In(1) and In(2) sites, since the EFG of these sites are much larger than that of the Co site and the inhomogeneity of the EFG makes the spectra extremely broader. The ^{59}Co -NMR spectrum in the $\text{CeCoIn}_5/\text{CeRhIn}_5$ SL arises only from the CeCoIn_5 BL, as no Co atoms exist in the CeRhIn_5 BL.

Nuclear spin-lattice relaxation rate $1/T_1$ was measured by the recovery of the nuclear magnetization $m(t)$ at a time t after a saturation pulse. The relaxation of $R(t) \equiv [m(\infty) - m(t)]/m(\infty)$ at the ^{59}Co -NMR peak of the CeCoIn_5 BL in two SLs, together with that of the CeCoIn_5 film can be fit to a theoretical function $f(t)$ for a spin 7/2 relaxation at the central transition[24], which can be expressed as

$$R(t) \propto f(t) = 0.012 \exp\left(-\frac{t}{T_1}\right) + 0.068 \exp\left(-\frac{6t}{T_1}\right) + 0.206 \exp\left(-\frac{15t}{T_1}\right) + 0.714 \exp\left(-\frac{28t}{T_1}\right). \quad (1)$$

$1/T_1$ can be evaluated from the best fits. The experimental data and the fitting in the $\text{CeCoIn}_5 / \text{YbCoIn}_5$ SL are shown by the curves in Fig. S2 [?].

We also measured $1/T_1$ at various fields at 4.2 K in two SLs. In the measurement, $1/T_1$ was estimated with the same theoretical function of Eq. (1) to compare the $1/T_1$ values, although the tail of the NMR peak arises from the nuclear-spin transitions other than the central transition or even from the back-ground ^{115}In signals. The $1/T_1$ obtained with the above procedure is plotted in Figs. 1 (b) and (c), and they show a position dependence. It should be noted that the NMR peak near the central transition in the CeCoIn_5 film has the largest $1/T_1$. This is because the coefficient of $\exp(-28t/T_1)$ in the theoretical function is the largest at the central transition, thus $1/T_1$ should be the largest if the fitting for the evaluation of $1/T_1$ was performed by the same theoretical function. We can determine the ^{59}Co -NMR peak arising mainly from the central transition with the $1/T_1$ measurement, even though the NMR spectrum from the CeCoIn_5 BL is so broad that it is structureless. Temperature dependence of $1/T_1$ of the BL was measured at the central-transition peak. The measurement of $1/T_1$ at the CeCoIn_5 BL is crucially important, as we are interested in the comparison between the $\text{CeCoIn}_5/\text{YbCoIn}_5$ SL and $\text{CeCoIn}_5/\text{CeRhIn}_5$ SL. It is expected that the magnetic fluctuations at the CeCoIn_5 BL will be different between the two SLs because of the different adjacent BLs.

A clear enhancement in the AFM fluctuations at the interface region was observed in the $\text{CeCoIn}_5/\text{CeRhIn}_5$ SL at low temperatures as discussed below. Figure 2 (a) and (b) show the relaxation of $R(t)$ for the CeCoIn_5 BL in the $\text{CeCoIn}_5/\text{CeRhIn}_5$ SL and the CeCoIn_5 film at 8 and 1.77 K, respectively. Although $R(t)$ for the CeCoIn_5

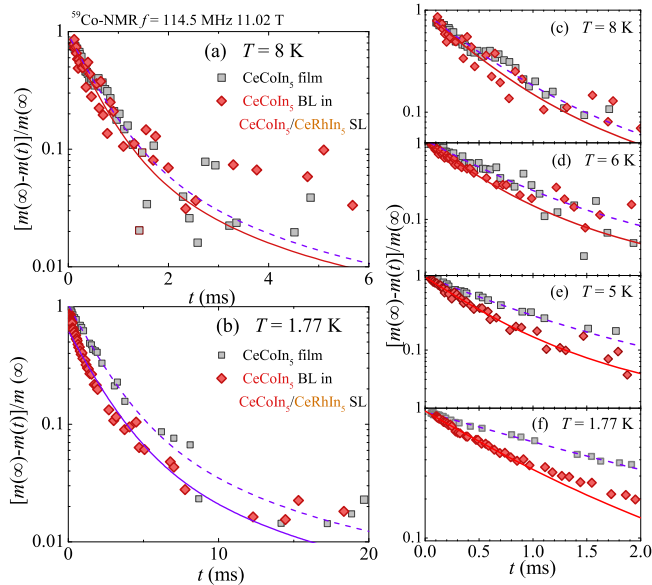


FIG. 2. Relaxations of $R(t)$ of the CeCoIn_5 BL in the $\text{CeCoIn}_5/\text{CeRhIn}_5$ SL and $R(t)$ of the CeCoIn_5 film at (a) 8 and (b) 1.77 K. (a) At 8 K, two $R(t)$ can be fit with the theoretical function with the almost same $1/T_1$ over the full time range. (b) At 1.77 K, $R(t)$ of the CeCoIn_5 BL in the $\text{CeCoIn}_5/\text{CeRhIn}_5$ SL has a larger $1/T_1$ component at the short time range, and a smaller $1/T_1$ component can be fitted with the same $1/T_1$ component of the CeCoIn_5 film in $t > 1$ ms, which is represented by the solid curve in the main figure. The solid curve is the $0.6 * f(t)$, and $f(t)$ (the dotted line) is the fitting curve of $R(t)$ of the CeCoIn_5 film. (c), (d), (e) and (f) are the $R(t)$ in the time range between 0 and 2 msec at $T = 8, 6, 5,$ and 1.77 K, respectively. The larger component of $1/T_1$ can be recognized below 6 K.

BL in the $\text{CeCoIn}_5/\text{CeRhIn}_5$ SL exhibits the same relaxation behavior as that for the CeCoIn_5 film at 8 K, the former $R(t)$ has a larger component of $1/T_1$ (shorter component of T_1) than the latter $R(t)$ at 1.77 K. The larger component of $1/T_1$ can be recognized particularly in the short time range less than 2 ms below 6 K as seen in Fig. 2 (c - f), but the smaller component of $1/T_1$ (the longer component of T_1) is almost the same as $1/T_1$ in the CeCoIn_5 film, as the $R(t)$ smaller than $1/e$ can be fitted to the relaxation curve with the similar $1/T_1$ of the film with the different initial value, as seen in the main panel of Fig. 2 (b). Thus, the larger component of $1/T_1$ for the CeCoIn_5 BL in the $\text{CeCoIn}_5/\text{CeRhIn}_5$ SL was evaluated below 5.5 K from the fit in the short time range where $1 > R(t) > 1/e$, as the larger component of $1/T_1$ can be observed only below 5.5 K, and the smaller component of $1/T_1$ was estimated from the time range where $R(t)$ of CeCoIn_5 BL is smaller than $1/e$.

Figure 3 shows the temperature dependence of $1/T_1T$ for ^{59}Co on the CeCoIn_5 BL in the $\text{CeCoIn}_5/\text{CeRhIn}_5$ and $\text{CeCoIn}_5/\text{YbCoIn}_5$ SLs together with that of the CeCoIn_5 and YbCoIn_5 films and the bulk CeCoIn_5 . As

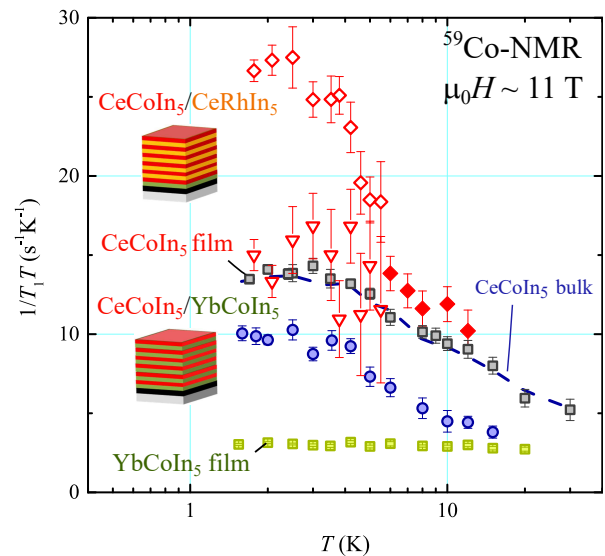


FIG. 3. Temperature dependence of $1/T_1T$ for ^{59}Co on the CeCoIn_5 BL in the $\text{CeCoIn}_5/\text{YbCoIn}_5$ and $\text{CeCoIn}_5/\text{CeRhIn}_5$ SLs together with the CeCoIn_5 and YbCoIn_5 films. As for the $1/T_1T$ of the $\text{CeCoIn}_5/\text{CeRhIn}_5$ SL, the larger (red open diamonds) and smaller (red open triangles) $1/T_1T$ components are plotted below 5.5 K. $1/T_1T$ above 6K was evaluated from the single component shown by red closed diamond. The $1/T_1T$ of ^{59}Co on the single-crystal CeCoIn_5 is represented by a dotted line.

for the $1/T_1T$ of the $\text{CeCoIn}_5/\text{CeRhIn}_5$ SL, the larger and smaller components of $1/T_1$'s are plotted below 5.5 K. $1/T_1T$ for the CeCoIn_5 BL in the $\text{CeCoIn}_5/\text{YbCoIn}_5$ SL, which is smaller than $1/T_1T$ of the CeCoIn_5 film, indicates the suppression of the AFM fluctuations in the CeCoIn_5 BL. This result is consistent with our previous ^{115}In -NMR results for the $\text{CeCoIn}_5/\text{YbCoIn}_5$ SL[22]. A stronger suppression of the AFM fluctuations at the interface was shown by the site selective NMR measurements[22], with which we succeeded in identifying the ^{115}In -NMR signals arising from the interface and the inner layers separately. However, such a local information could not be obtained from the ^{59}Co -NMR measurement due to the smallness of the EFG at the Co site. In the absence of the local inversion symmetry of the Ce compounds with the strong correlations, the Rashba-type spin-orbit interaction is dominant and splits the Fermi surfaces into two sheets depending on spin structure. An image of this effect is presented in Fig. 4 (a), and, as a result, the nesting condition is modified and the commensurate AFM fluctuations with $\mathbf{Q} = (\pi/a, \pi/a, \pi/c)$, which is dominant in CeCoIn_5 , are markedly suppressed.

In contrast, it should be noted that the $1/T_1T$ for the CeCoIn_5 BL in the $\text{CeCoIn}_5/\text{CeRhIn}_5$ SL is nearly the same as that in the bulk CeCoIn_5 down to 6 K. This indicates that AFM fluctuations at the interface region between the CeCoIn_5 BL and CeRhIn_5 BL are not sup-

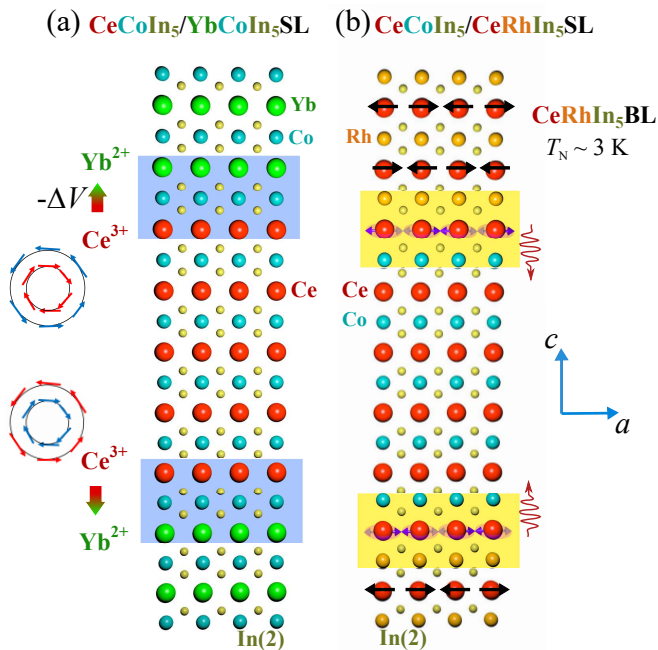


FIG. 4. Arrangement of the atomic layers revealed with a high-resolution transmission electron microscope image in (a) $\text{CeCoIn}_5/\text{YbCoIn}_5$ and (b) $\text{CeCoIn}_5/\text{CeRhIn}_5$ BLs. The atomic views on the $(1, 0, 0)$ plane are shown. The interfaces of each BL layers are indicated by boxes, and the conceivable effects are shown.

pressed by the Rashba spin-orbit interaction, and that the coupling between the CeCoIn_5 and CeRhIn_5 BLs is small, as magnetic fluctuations at the CeRhIn_5 BL would be larger than that of the CeCoIn_5 BL. Below 6 K, $1/T_1T$ has a larger component than that of the CeCoIn_5 film, although the smaller component of $1/T_1T$ is almost identical to that of the CeCoIn_5 film, as mentioned above. This indicates that the AFM fluctuations are enhanced because of the magnetic interaction between the two BLs. The larger component of $1/T_1T$ in the CeCoIn_5 BL continues to increase down to 1.77 K, although a kink is observed at about 2.5 K, which is slightly lower than the magnetic ordering temperature ($T_N \sim 3$ K) of the CeRhIn_5 BL. The $1/T_1T$ result indicates that the AFM fluctuations at the CeCoIn_5 BL remain enhanced below the T_N of the CeRhIn_5 . The paramagnetic state of the CeCoIn_5 BL below T_N is also shown from the absence of appreciable broadening of the ^{59}Co -NMR spectrum by the internal field arising from the Ce ordered moment as shown in Fig. S3[?]. As the smaller component of $1/T_1T$ for the CeCoIn_5 BL is similar to that of the CeCoIn_5 film and the fraction of this component is roughly estimated to be half of the total relaxation component, it is reasonable to conclude that the enhancement in the AFM fluctuations only occurs at the Ce layer sandwiched by the Co and Rh atoms at the interface or the Ce

layers next to this Ce layer as shown in Fig. 4 (b) since there remain the layers where the same AFM fluctuations as those in the CeCoIn_5 film persist. Our NMR results indicate that the Ce layers at the interface are not in the ordered state, but would remain in the paramagnetic state and become the origin of strong AFM fluctuations in the CeCoIn_5 BL. This magnetic proximity might be regarded as an injection of a strong AFM paramagnon into the CeCoIn_5 BL from the adjacent SDW-metal CeRhIn_5 through the interface, although this injected region is considered to be only one or two lattices along the c -axis as discussed above.

Up to now, we have not obtained the NMR results in the SC state as our NMR measurement has been done above the upper critical field (H_{c2}), but we consider that superconductivity of the $\text{CeCoIn}_5/\text{CeRhIn}_5$ SL would be in the stronger coupling nature than that of bulk CeCoIn_5 from the recent result of the ratio of H_{c2}/T_c , although T_c of the SL is lower[23]. This is suggested by the result that superconductivity in the CeCoIn_5 BLs possess an extremely strong coupling nature when AFM order in the CeRhIn_5 BLs vanishes[23]. We suggest that the AFM paramagnons injected through the interface from the CeRhIn_5 BLs would work to strengthen the pairing interactions. This picture is similar to the suggested mechanism of the higher- T_c in the mono-layer FeSe, where pronounced oxygen optical phonons in the substrate couple with the mono-layer FeSe electrons and enhance the superconductivity[25].

In conclusion, from NMR studies on two SLs, we demonstrate that the dominant interaction working at the interface region strongly depends on the characteristics of the adjacent BLs and that the magnetic properties of the CeCoIn_5 BL are modified by the penetration of the interfacial magnetic properties into the inner layers. We suggest that the interfacial interaction is a key factor to tune the magnetic characteristics of the BL and will become a new method to control the magnetic properties. To prove our suggestion, the spectroscopic experiments which can investigate the thickness dependence of magnetic fluctuations are highly desired. We anticipate that AFM-fluctuation-mediated superconductivity, which is realized only in the interface region, might be induced in an SL consisting of the conventional-metal and SDW-metal BLs.

The authors acknowledge H. Ikeda and Y. Yanase for fruitful discussions. This work was partially supported by Kyoto Univ. LTM center, Grant-in-Aid from the Ministry of Education, Culture, Sports, Science, Technology(MEXT) of Japan, Grants-in-Aid for Scientific Research (KAKENHI) from the Japan Society for the Promotion of Science (JSPS), the ‘‘J-Physics’’ (No. JP15H05882, No. JP15H05884, and No. JP15K21732) and ‘‘Topological Quantum Phenomena’’ (No. JP25103713) Grant-in-Aid for Scientific Research on Innovative Areas from the MEXT of Japan,

and by Grant-in-Aids for Scientific Research (Grants No. JP25220710, and No. JP15H05745).

-
- [1] N. D. Mathur, F. M. Grosche, S. R. Julian, I. R. Walker, D. M. Freye, R. K. W. Haselwimmer, and G. G. Lonzarich, *Nature* **394**, 39 (1998).
- [2] T. Moriya and K. Ueda, *Rev. Prog. Phys.* **60**, 1299 (2003).
- [3] P. Monthoux, D. Pines, and G. G. Lonzarich, *Nature* **450**, 1177 (2007).
- [4] B. Keimer, S. A. Kivelson, M. R. Norman, S. Uchida, and J. Zaanen, *Nature* **518**, 179 (2015).
- [5] A. C. T. Shibauchi and Y. Matsuda, *Annu. Rev. Condens. Matter Phys.* **5**, 113 (2014).
- [6] C. Petrovic, P. G. Pagliuso, M. F. Hundley, J. D. T. Z. F. R. Movshovich, J. L. Sarrao, and P. Monthoux, *J. Phys.: Condens. Matter.* **13**, L337 (2001).
- [7] C. Stock, C. Broholm, J. Hudis, H. J. Kang, and C. Petrovic, **100**, 087001 (2008).
- [8] K. Izawa, H. Yamaguchi, Y. Matsuda, H. Shishido, R. Settai, and Y. Onuki, *Phys. Rev. Lett.* **87**, 057002 (2001).
- [9] Y. Nakajima, H. Shishido, H. Nakai, T. Shibauchi, K. Behnia, K. Izawa, M. Hedo, Y. Uwatoko, T. Matsumoto, R. Settai, Y. Onuki, H. Kontani, and Y. Matsuda, *J. Phys. Soc. Jpn.* **76**, 024703 (2007).
- [10] M. P. Allan, F. Masseur, D. K. Morra, J. V. Dyke, A. Rost, A. P. Mackenzie, C. Petrovic, and J. C. Davis, *Nat. Phys.* **9**, 468 (2013).
- [11] B. B. Zhou, S. Misra, E. H. da Silva Neto, P. Aynajian, R. E. Baumbach, J. D. Thompson, E. D. Bauer, and A. Yazdani, *Nat. Phys.* **9**, 474 (2013).
- [12] H. T. Huy, S. Noguchi, N. V. Hieu, X. S. and T. Sugimoto, and T. Ishida, *J. M. M. M.* **321**, 2425 (2009).
- [13] Y. Kohori, Y. Yamato, Y. Iwamoto, and T. Kohara, *The European Physical Journal B - Condensed Matter and Complex*
- [14] W. Bao, P. G. Pagliuso, J. L. Sarrao, J. D. Thompson, Z. Fisk, J. W. Lynn, and R. W. Erwin, *Phys. Rev. B* **62**, R14621 (2000).
- [15] H. Shishido, T. Shibauchi, K. Yasu, T. Kato, H. Kontani, T. Terashima, and Y. Matsuda, *Science* **327**, 980 (2010).
- [16] Y. Mizukami, H. Shishido, T. Shibauchi, M. Shimozawa, S. Yasumoto, D. Watanabe, M. Yamashita, H. Ikeda, T. T. H. Kontani, and Y. Matsuda, *Nat. Phys.* **7**, 849 (2011).
- [17] M. Shimozawa, S. K. Goh, S. Shibauchi, and Y. Matsuda, *Rep. Prog. Phys.* **79**, 074503 (2016).
- [18] J. J. Lee, F. T. Schmitt, R. G. Moore, S. Johnston, Y. H. Cui, W. Li, M. Yi, Z. K. Liu, M. Hashimoto, Y. Zhang, D. H. Lu, T. P. Devereaux, D. H. Lee, and Z. X. Shen, *Nature* **515**, 245 (2014).
- [19] D. Huang and J. E. Hoffman, *Annu. Rev. Condens. Matter Phys.* **8**, 311 (2017).
- [20] L. Rademaker, Y. Wang, T. Berlijn, and S. Johnston, *New J. Phys.* **18**, 02201 (2016).
- [21] T. Yamanaka, M. Shimozawa, H. Shishido, S. Kitagawa, H. Ikeda, T. Shibauchi, T. Terashima, Y. Matsuda, and K. Ishida, *Phys. Rev. B* **96**, 060507 (R) (2017).
- [22] T. Yamanaka, M. Shimozawa, R. Endo, Y. Mizukami, H. Shishido, T. Terashima, T. Shibauchi, Y. Matsuda, and K. Ishida, *Phys. Rev. B* **92**, 241105 (R) (2015).
- [23] M. Naritsuka, P. F. S. Rosa, Y. Luo, Y. Kasahara, Y. Tokiwa, T. Ishii, S. Miyake, T. Terashima, T. Shibauchi, F. Ronning, J. D. Thompson, and Y. Matsuda, *Phys. Rev. Lett.* **120**, 187002 (2018).
- [24] A. Narath, *Phys. Rev* **162**, 321 (1967).
- [25] Q. Song, T. L. Yu, X. Lou, B. P. Xie, H. C. Xu, C. H. P. Wen, Q. Yao, S. Y. Zhang, X. T. Zhu, J. D. Guo, R. Peng, and D. L. Feng, arXiv:1710.07057.