

# Bayesian Gradient Descent: Online Variational Bayes Learning with Increased Robustness to Catastrophic Forgetting and Weight Pruning

Chen Zeno\* Itay Golan\* Elad Hoffer Daniel Soudry  
Technion - Israel Institute of Technology, Haifa, Israel

## Abstract

We suggest a novel approach for the estimation of the posterior distribution of the weights of a neural network, using an online version of the variational Bayes method. Having a confidence measure of the weights allows to combat several shortcomings of neural networks, such as their parameter redundancy, and their notorious vulnerability to the change of input distribution ("catastrophic forgetting"). Specifically, We show that this approach helps alleviate the catastrophic forgetting phenomenon — even without the knowledge of when the tasks are been switched. Furthermore, it improves the robustness of the network to weight pruning — even without re-training.<sup>1</sup>

## 1 INTRODUCTION

For decades, many different approaches were suggested to integrate neural networks with the toolbox of Bayesian inference (as detailed in the next section). In such "Bayesian neural networks", we have, after training, not a single set of parameters ("weights"), but an (approximate) posterior distribution over those parameters. Such a posterior distribution is very useful for many potential applications. For example, it enables uncertainty estimates over the network output; selection of hyperparameters and models in a principled framework; and guided data collection (active learning). In this work, we will focus on other uses of the Bayesian machinery.

It was already observed 30 years ago that estimating the underlying posterior distribution can be beneficial to combat "catastrophic forgetting" phenomena (McCloskey and Cohen, 1989). Catastrophic forgetting is the tendency of neural networks to rapidly lose their previously learned per-

formance when their input distribution is changed abruptly, such as when changing a task or a source. This shortcoming was extensively investigated over the course of the past decades. Lately, it was found that estimating confidence of the weights by the use of their posterior and using it to affect their plasticity may allow a natural transition between learned tasks while reducing the ill effect of catastrophic forgetting (Kirkpatrick et al., 2017; Nguyen et al., 2017). However, existing methods for reducing catastrophic forgetting require knowledge of when the tasks are switched. This can be a significant disadvantage, since in many realistic application we may not possess this knowledge.

Another usage of such methods is to allow efficient weight pruning strategies, as described by Graves (2011). Pruning neural networks, so that a significant percentage of the network's weights are discarded, has gained considerable attention over the past few years. Using pruning, networks can be modified to be more efficient by using less memory and computational resources (Li et al., 2016), and to allow adaptation to new tasks by transfer learning using only a subset of original model (Molchanov et al., 2017b). Using the posterior distribution of the weights forms a natural selection criteria to pruning schemes, that can be used to replace heuristics while adapting to a specific task at hand. However, most existing pruning schemes require re-training of the network after sparsification. Without this re-training, the test accuracy is significantly degraded (Molchanov et al., 2017b). This can be a significant disadvantage, since one does not always have access to the original training set when adapting an existing model to a new hardware or task. As a notable exception, Bayesian methods such as Blundell et al. (2015) do enable weight pruning without re-training — however, this approach has several issues, as we explain in the next section.

In this work we will present a novel approach to Bayesian inference using an online variational Bayes update of the weights. This approach allows us to be robust to weight pruning in neural networks, and to combat catastrophic forgetting. A notable strength of our approach, compared to previous methods, is that our method is able to adapt

<sup>\*</sup>Equal contribution

<sup>1</sup>Source code to replicate our results throughout the paper will be available online.

without an explicit indication that something has changed. Specifically, it is resistant to catastrophic forgetting, while being unaware of the tasks. Also, it is resistant to weight pruning, even without re-training.

## 2 RELATED WORK

Bayesian inference for neural network has been a subject of significant interest over many years. As exact Bayesian inference is intractable (for any realistic network size), much research has been focused on approximation techniques. Most modern techniques stemmed from previous seminal works which used either a Laplace approximation (MacKay, 1992), variational methods (Hinton and Camp, 1993), or Monte Carlo methods (Neal, 1994). In the last years many methods for approximating the posterior distribution have been suggested, falling into one of these categories. Those methods include assumed density filtering (Soudry et al., 2014; Hernández-Lobato and Adams, 2015), approximate power Expectation Propagation (Hernández-Lobato et al., 2016), Stochastic Langevin Gradient Descent (Welling and Teh, 2011; Balan et al., 2015), incremental moment matching (Lee et al., 2017) and variational Bayes (Graves, 2011; Blundell et al., 2015).

In this work we will focus on variational Bayes methods. Practical variational Bayes for modern neural networks was first introduced by Graves (2011), where parametric distribution is used to approximate the posterior distribution by minimizing the variational free energy. Calculating the variational free energy is intractable for general neural network, and thus Graves (2011) estimated its gradients using a biased Monte Carlo method, and used stochastic gradient descent (SGD) to performed minimization. In a later work, Blundell et al. (2015) used a re-parameterization trick to introduce an unbiased estimator for the gradients. Variational Bayes methods were also used extensively on various probabilistic models including recurrent neural networks (Graves, 2011), auto-encoder (Kingma and Welling, 2013) and fully connected networks (Blundell et al., 2015). Nguyen et al. (2017) used variational Bayes approach of Blundell et al. (2015) to reduce catastrophic forgetting in MNIST.

However, the standard variational Bayes approach developed by (Blundell et al., 2015), "Bayes By Backprop" (BBB), has several shortcomings. The variational free energy minimized in BBB is a sum of a log-likelihood cost function and a complexity cost function. The complexity cost function acts as a regularization part, enforcing a solution that satisfies the complexity of the data while preserving the posterior distribution close to the prior distribution. Finding a good prior is usually a non-trivial task, over-restricting prior could potentially cause underfitting. Indeed, Trippe and Turner (2018) showed that variational Bayesian neural networks, trained using BBB, suffer from variational over-pruning. For both the train and the test

set the log-likelihood cost function initially decreases and reaches a minimum value, but then increases and eventually converge to a significantly higher value than before (even so, the variational free energy is monotonically decreasing along the course of the training process). In some cases, this underfitting issue might be alleviated using significant tuning of the hyper-parameters and early stopping time. This issue significantly hurts the reproducibility of the BBB approach, as also observed by (Balan et al., 2015). It may also be the reason that BBB has not been successfully applied yet on a larger scale than MNIST (e.g., CIFAR), to the best of our knowledge.

Variational dropout (Kingma et al., 2015) alleviates these issues, by using an improper prior so the complexity cost function becomes constant in the weight parameters. Later modifications of this approach (Molchanov et al., 2017a; Achterhold et al., 2018) were shown to be useful for weight pruning (without re-training, similarly to BBB), but require additional fine tuning of hyper-parameters to work. For example, the complexity cost function must be gradually ramped-up from zero, or the weights again become over-pruned and the accuracy is decreased. Moreover, later, (Hron et al., 2017) noted that such variational dropout based approaches are not Bayesian.

To avoid these issues, we suggest using a new prior for each mini-batch instead of one prior for the all data. This adaptation allows the approximate posterior distribution to deviate from the prior distribution as more data is seen as in Bayesian inference. Our online approach to learning is naturally implemented using online variational Bayes, as we explain in the next.

## 3 THEORY

The process of Bayesian inference requires a full probability model providing a joint probability distribution over the data and the model parameters. The joint probability distribution can be written as a product of two distributions:

$$p(D, \theta) = p(D|\theta) p(\theta), \quad (1)$$

where  $p(D|\theta)$  is the data distribution of the data set  $D$ , and  $p(\theta)$  is the prior distribution of the parameters  $\theta$ . The posterior distribution can be calculated using Bayes' rule:

$$p(\theta|D) = \frac{p(D|\theta) p(\theta)}{p(D)}, \quad (2)$$

where  $p(D)$  is calculated using the sum rule.

In this paper we will focus on the online version of Bayesian inference, in which the data arrives sequentially, and we do a sequential update of the posterior distribution each time when new data arrives. In each step the previous posterior distribution is used as the new prior distribution. Therefore, according to Bayes' rule, the posterior distribu-

tion at time  $n + 1$  is given by:

$$p(\theta|D_{n+1}) = \frac{p(D_{n+1}|\theta)p(\theta|D_n)}{p(D_{n+1})} \quad (3)$$

Unfortunately, calculating the posterior distribution is intractable for most practical probability models. Therefore, we will use variational methods to approximate the true posterior.

### 3.1 ONLINE VARIATIONAL BAYES

In variational Bayes, a parametric distribution  $q(\theta|\phi)$  is used for approximating the true posterior distribution  $p(\theta|D)$  by minimizing the Kullback-Leibler (KL) divergence with the true posterior distribution.

$$\text{KL}(q(\theta|\phi) || p(\theta|D)) = -\mathbb{E}_{\theta \sim q(\theta|\phi)} \left[ \log \frac{p(\theta|D)}{q(\theta|\phi)} \right] \quad (4)$$

The optimal variational parameters is the solution of the optimization problem:

$$\begin{aligned} \phi^* &= \arg \min_{\phi} \int q(\theta|\phi) \log \frac{q(\theta|\phi)}{p(\theta|D)} d\theta \\ &= \arg \min_{\phi} \int q(\theta|\phi) \log \frac{q(\theta|\phi)}{p(D|\theta)p(\theta)} d\theta \\ &= \arg \min_{\phi} \mathbb{E}_{\theta \sim q(\theta|\phi)} [\log(q(\theta|\phi)) \\ &\quad - \log(p(\theta)) + L(\theta)], \end{aligned} \quad (5)$$

where  $L(\theta) = -\log p(D|\theta)$  is the log-likelihood cost function<sup>2</sup>.

In online variational Bayes, we aim to find the posterior in an online setting, where the data arrives sequentially. Similar to Bayesian inference we use the previous approximated posterior as new prior distribution. For example, at time  $n + 1$  the optimal variational parameters is the solution of the optimization problem:

$$\begin{aligned} \phi^* &= \arg \min_{\phi} \int q_{n+1}(\theta|\phi) \log \frac{q_{n+1}(\theta|\phi)}{p(\theta|D_{n+1})} d\theta \\ &= \arg \min_{\phi} \int q_{n+1}(\theta|\phi) \log \frac{q_{n+1}(\theta|\phi)}{p(D_{n+1}|\theta)q_n(\theta)} d\theta \\ &= \arg \min_{\phi} \mathbb{E}_{\theta \sim q_{n+1}(\theta|\phi)} [\log(q_{n+1}(\theta|\phi)) \\ &\quad - \log(q_n(\theta)) + L(\theta)], \end{aligned} \quad (6)$$

where  $L(\theta) = -\log p(D_{n+1}|\theta)$  is the log-likelihood cost function.

### 3.2 DIAGONAL GAUSSIAN APPROXIMATION

A standard approach to define the parametric distribution  $q(\theta|\phi)$  so that all the components of the parameter vector  $\theta$  would be factorized, i.e. independent ("mean-field approximation"). In addition, in this paper we will focus on the

<sup>2</sup>Notice that we define a cumulative log-likelihood cost function over the data.

case in which the parametric distribution  $q(\theta|\phi)$  and the prior distribution are Gaussian. Therefore:

$$q_{n+1}(\theta|\phi) = \prod_i \mathcal{N}(\theta_i | \mu_i, \sigma_i^2) \quad (7)$$

$$q_n(\theta) = \prod_i \mathcal{N}(\theta_i | m_i, v_i^2) \quad (8)$$

In order to solve the optimization problem eq. (6), we use the unbiased Monte Carlo gradients, similarly to Blundell et al. (2015). We define deterministic transformation:

$$\begin{aligned} \theta_i &= \mu_i + \varepsilon_i \sigma_i \\ \varepsilon_i &\sim \mathcal{N}(0, 1) \\ \phi &= (\mu, \sigma) \end{aligned} \quad (9)$$

And the following holds:

$$\frac{\partial}{\partial \phi} \mathbb{E}_{\theta} [f(\theta, \phi)] = \mathbb{E}_{\varepsilon} \left[ \frac{\partial f(\theta, \phi)}{\partial \theta} \frac{\partial \theta}{\partial \phi} + \frac{\partial f(\theta, \phi)}{\partial \phi} \right], \quad (10)$$

where  $f(\theta, \phi) = \log(q_{n+1}(\theta|\phi)) - \log(q_n(\theta)) + L(\theta)$ . Therefore, we can find a critical point of the objective function by solving the following set of equations:

$$\mathbb{E}_{\varepsilon} \left[ \frac{\partial f(\theta, \phi)}{\partial \theta} \frac{\partial \theta}{\partial \phi} + \frac{\partial f(\theta, \phi)}{\partial \phi} \right] = 0 \quad (11)$$

Substituting eq. (7), eq. (8) and eq. (9) into eq. (10) and we get (see appendix for additional details):

$$\mu_i = m_i - v_i^2 \mathbb{E}_{\varepsilon} \left[ \frac{\partial L(\theta)}{\partial \theta_i} \varepsilon_i \right] \quad (12)$$

$$\sigma_i = v_i \sqrt{1 + \left( \frac{1}{2} v_i \mathbb{E}_{\varepsilon} \left[ \frac{\partial L(\theta)}{\partial \theta_i} \varepsilon_i \right]^2 \right) - \frac{1}{2} v_i^2 \mathbb{E}_{\varepsilon} \left[ \frac{\partial L(\theta)}{\partial \theta_i} \varepsilon_i \right]} \quad (13)$$

Notice that eq. (12) and eq. (13) are implicit equations, since the derivative  $\frac{\partial L(\theta)}{\partial \theta_i}$  is a function of  $\mu_i$  and  $\sigma_i$ . To approximate the solution we use a single explicit iteration of this equation, i.e. evaluate the derivative  $\frac{\partial L(\theta)}{\partial \theta_i}$  using the prior parameters. In this approximation, we assume that the optimal point is close at each step, which can lead to slow rate of convergence. We use an hyperparameter  $\eta$  to compensate over the added error. Algorithm 1 summarizes the implementation details.

### 3.3 THEORETICAL PROPERTIES OF BAYESIAN GRADIENT DESCENT

Bayesian Gradient Descent (BGD) consists of a gradient descent algorithm for  $\mu$ , and a recursive update rule for  $\sigma$ . Both result from an approximation to the online Bayes update in eq. (3), and hence the name BGD. The learning rate of  $\mu_i$  is proportional to the uncertainty in the parameter  $\theta_i$  according to the prior distribution. During the learning process, as more data is seen, the learning rate of parameters with a high degree of certainty decreases, while the

---

**Algorithm 1** Bayesian Gradient Descent (BGD)

---

**Initialize**  $\mu, \sigma, \eta$ **Repeat**

$$\begin{aligned}\mu_i &\leftarrow \mu_i - \eta \sigma_i^2 E_\varepsilon \left[ \frac{\partial L(\theta)}{\partial \theta_i} \right] \\ \sigma_i &\leftarrow \sigma_i \sqrt{1 + \left( \frac{1}{2} \sigma_i E_\varepsilon \left[ \frac{\partial L(\theta)}{\partial \theta_i} \varepsilon_i \right] \right)^2} - \frac{1}{2} \sigma_i^2 E_\varepsilon \left[ \frac{\partial L(\theta)}{\partial \theta_i} \varepsilon_i \right]\end{aligned}$$

**Until** convergence criterion is met.

The expectations are estimated using Monte Carlo method:

$$\begin{aligned}E_\varepsilon \left[ \frac{\partial L(\theta)}{\partial \theta_i} \right] &\simeq \frac{1}{K} \sum_{k=1}^K \frac{\partial L(\theta^{(k)})}{\partial \theta_i} \\ E_\varepsilon \left[ \frac{\partial L(\theta)}{\partial \theta_i} \varepsilon_i \right] &\simeq \frac{1}{K} \sum_{k=1}^K \frac{\partial L(\theta^{(k)})}{\partial \theta_i} \varepsilon_i^{(k)}\end{aligned}$$

where:

$$\theta_i^{(k)} = \mu_i + \varepsilon_i^{(k)} \sigma_i$$


---

learning rate increase for parameters with a high degree of uncertainty. Next, we establish this intuitive idea more precisely.

It is easy to verify that the update rule for  $\sigma$  is a strictly monotonically decreasing function of  $E_\varepsilon \left[ \frac{\partial L(\theta)}{\partial \theta_i} \varepsilon_i \right]$ . Therefore:

$$\begin{aligned}E_\varepsilon \left[ \frac{\partial L(\theta)}{\partial \theta_i} \varepsilon_i \right] &> 0 \rightarrow \sigma_i(t+1) < \sigma_i(t) \\ E_\varepsilon \left[ \frac{\partial L(\theta)}{\partial \theta_i} \varepsilon_i \right] &< 0 \rightarrow \sigma_i(t+1) > \sigma_i(t) \\ E_\varepsilon \left[ \frac{\partial L(\theta)}{\partial \theta_i} \varepsilon_i \right] &= 0 \rightarrow \sigma_i(t+1) = \sigma_i(t)\end{aligned}\quad (14)$$

Next, using a Taylor expansion, we show that for small values of  $\sigma$ , the quantity  $E_\varepsilon \left[ \frac{\partial L(\theta)}{\partial \theta_i} \varepsilon_i \right]$ , approximates the curvature of the loss:

$$\begin{aligned}E_\varepsilon \left[ \frac{\partial L(\theta)}{\partial \theta_i} \varepsilon_i \right] &= E_\varepsilon \left[ \frac{\partial L(\mu + \varepsilon \sigma)}{\partial \theta_i} \varepsilon_i \right] \\ &= E_\varepsilon \left[ \left( \frac{\partial L(\mu)}{\partial \theta_i} + \sum_j \frac{\partial^2 L(\mu)}{\partial \theta_i \partial \theta_j} \varepsilon_j \sigma_j + O(\|\sigma\|^2) \right) \varepsilon_i \right] \\ &= \frac{\partial^2 L(\mu)}{\partial^2 \theta_i} \sigma_i + O(\|\sigma\|^2),\end{aligned}$$

where we used  $E_\varepsilon[\varepsilon_i] = 0$  and  $E_\varepsilon[\varepsilon_i \varepsilon_j] = \delta_{ij}$  in the last line. Thus, in this case,  $E_\varepsilon \left[ \frac{\partial L(\theta)}{\partial \theta_i} \varepsilon_i \right]$  is a finite difference approximation to the component-wise product of the diagonal of the Hessian of the loss, and the vector  $\sigma$ . Therefore, we expect that the uncertainty (learning rate) would

decrease in areas with positive curvature (e.g., near local minima), or increase in areas with high negative curvature (e.g., near maxima, or saddles). This seems like a "sensible" behavior of the algorithm, since we wish to converge to local minima, and escape saddles. This in contrast to many common optimization methods, which are either insensitive to the sign of the curvature, or use it the wrong way (Dauphin et al., 2014).

In the case of strongly convex loss, we can make a more rigorous statement, which we prove in the appendix:

**Theorem 1.** *We examine BGD with a diagonal Gaussian distribution for  $\theta$ . If  $L(\theta)$  is a strongly convex function with parameter  $m > 0$  and a continuously differentiable function over  $\mathbb{R}^n$ , then  $E_\varepsilon \left[ \frac{\partial L(\theta)}{\partial \theta_i} \varepsilon_i \right] > 0$ .*

As a consequence eq. (14) and Theorem 1, we have

**Corollary 1.** *If  $L(\theta)$  is strongly convex, then the sequence  $\{\sigma_i(t)\}_{t=1}^T$  is monotonically decreasing.*

Similarly, one can show that if  $L(\theta)$  is strongly concave, then the sequence  $\{\sigma_i(t)\}_{t=1}^T$  is monotonically increasing. Furthermore, one can generalize these results and show that if a restriction of  $L(\theta)$  to an axis  $\theta = \theta_i$  is strongly convex then  $\{\sigma_i(t)\}_{t=1}^T$  is monotonic decreasing, while if a restriction of  $L(\theta)$  to an axis  $\theta = \theta_i$  is strongly concave then  $\{\sigma_i(t)\}_{t=1}^T$  is monotonic increasing.

### 3.4 PRACTICAL PROPERTIES OF BAYESIAN GRADIENT DESCENT

Learning the distribution of a weight's value rather than learning the value itself gives additional information which can be harnessed for a variety of usages.

**Weight pruning.** Standard deviation and mean learned by BGD can be used for weights pruning by defining the signal to noise ratio as  $\text{SNR} = |\mu|/\sigma$  and using it as a measure of a weight's necessity. Smaller SNR implies large STD, small mean, or both. For large STD the sampled weight value expected to spread over a large range of values. For small mean the sampled value is likely to be close to 0. In both cases, the weight might have no effect the network's output, or even a negative effect in terms of loss. Hence, the SNR seems to be a relevant measure for weights pruning, preferring to prune weights with lower SNR. In subsection 4.4 we show that the SNR is indeed a suitable measure for this task.

**Alleviating catastrophic forgetting.** Another advantage of BGD is it enables the neural network to sequentially learn a set of multiple tasks, while alleviating catastrophic forgetting, which commonly plagues training using stochastic gradient descent (SGD), or its variants. Bayesian Gradient Descent introduce the linkage between learning rate and the uncertainty (STD), where larger certainty (smaller STD) leads to smaller learning rate. We believe

weights with high certainty has the largest effect on the network’s output as their value vary the least. This property leads to that, even when switching between different tasks, the weights which are the most relevant to the previous tasks, change less. This is an internal property of the algorithm, and it not need to be aware of tasks being switched. On subsections 4.3 and 4.5 we examine the algorithm on such tasks.

**Multiple inference methods.** Lastly, multiple methods for inference are available when using BGD. One method is using weights sampled from the approximate posterior distribution for every mini-batch. Another method is to create several networks by sampling, and use them as a committee, predicting the output according to the majority vote. Finally, one can set the weights to be the learned mean which is equivalent to Maximum A Posteriori (MAP) estimation of the network weights. On subsection 4.4 we compare those methods.

### 3.5 COMPLEXITY

BGD requires  $\times 2$  more memory as it stores both mean and STD per weight. As for time complexity, Monte Carlo samples may increase the time complexity, but since the samples are completely independent, it can be done in parallel, increasing the memory complexity to store the randomized weights for each sample.

## 4 EXPERIMENTS

The following experiments show the algorithm’s performance on multiple benchmarks, compared with different algorithms. On all experiments we initialize the mean of the weights  $\mu$  by sampling from a Gaussian distribution with zero mean and variance of  $2/(n_{\text{input}} + n_{\text{output}})$  where  $n_{\text{input}}$  and  $n_{\text{output}}$  are, respectively, the numbers of input and output connections to each neuron in the layer (He et al., 2015). We use 10 Monte Carlo samples to estimate the expected gradient during training, and average the accuracy of 10 sampled networks during testing, unless stated otherwise. To prune weights, we set to zero both the mean and STD of weights under some SNR threshold. The threshold is determined according to the percent of weights we wish to prune.

### 4.1 DATASETS

**MNIST** is a database of handwritten digits, which has a training set of 60,000 examples, and a test set of 10,000 examples — each a 28 by 28 image. The image is labeled with a number in the range 0 to 9.

**Permuted MNIST** is a set of tasks constructed by random permutation of MNIST pixels. Each task has different permutation of pixels from the previous one.

**CIFAR10** is a dataset which consists of 60000 32x32 colour images in 10 classes, with 6000 images per class.

Table 1: Classification error on MNIST

Method	Layer Width	Test Error
BBB, Gaussian (Blundell, 2015)	400	1.82%
	800	1.99%
	1200	2.04%
BGD	400	1.74%
	800	1.67%
	1200	1.78%
SGD	400	1.83%
	800	1.84%
	1200	1.88%

There are 50000 training images and 10000 test images.

**CIFAR100** is a dataset which consists of 60000 32x32 colour images in 100 classes, with 600 images per class (Krizhevsky and Hinton, 2009). There are 50000 training images and 10000 test images. The 100 classes in the CIFAR-100 are grouped into 20 superclasses. Each image comes with a “fine” label (the class to which it belongs) and a “coarse” label (the superclass to which it belongs).

### 4.2 CLASSIFICATION ON MNIST

We use a fully connected neural network with 2 hidden layers of various widths, ReLU’s as activation functions and softmax output layer with 10 units. We preprocessed the data to have pixel values in the range of  $[0, 1]$ . We use mini-batch of size 128 and  $\eta = 1$ . In addition we used a validation set to find the the initialization value for  $\sigma$ . In order to compare the results of Bayesian Gradient Descent (BGD) with the results of Bayes By Backprop (BBB) algorithm by Blundell et al. (2015)<sup>3</sup>, we used a training set of 50,000 examples and validation set of 10,000 examples and present results of BBB with the same prior as BGD use. We train the network for 600 epochs.

Table 1 summarizes the results of Bayesian Gradient Descent for various width networks compared to other algorithms. Overall, Bayesian Gradient Descent performs better than Bayes By Backprop.

Table 2 summarizes the results of weight pruning. We train fully connected network with with 2 hidden layers of 1200 width, using Bayesian Gradient Descent. We remove weights with low signal to noise ratio -  $\text{SNR} = |\mu|/\sigma$  and replace the value with zero. Results compared to SGD<sup>4</sup> and BBB. Note that in BBB the results for pruning were reported for a mixture of Gaussians (both prior and variational approximation), which is a more powerful then a single Gaussian — this improved the baseline accuracy results, but had similar relative success in weight pruning as

<sup>3</sup>Results of SGD and BBB in Table 1 and 2 are as reported on Blundell et al. (2015).

<sup>4</sup>We remove weights a with low value and replace the value with zero.

our method.

Table 2: Weight pruning on MNIST. Showing the ratio Error(Pruning)/Error(No Pruning), smaller values are better.

% Removed	# Weights	Error ratio		
		BGD	BBB	SGD
0%	2.4M	1	1	1
95%	120K	1.05	1.04	4.28

### 4.3 CONTINUAL LEARNING ON PERMUTED MNIST

We use a fully connected neural network with 2 hidden layers of 2000 width, ReLU’s as activation functions and softmax output layer with 10 units. We trained the network using Bayesian Gradient Descent. The preprocessing is the same as with MNIST classification, but we used a training set of 60,000 examples.

Figure 1 shows results on Permuted MNIST benchmark. As can be seen, the network learns to solve the tasks with high accuracy. It is important to notice that Bayesian Gradient Descent is an online algorithm. To the best of our knowledge, we demonstrate first results on catastrophic forgetting using a task-agnostic algorithm. In other words, during the learning process, the training algorithm is unaware of tasks being changed. Existing algorithms for preventing catastrophic forgetting such as EWC (Kirkpatrick et al., 2017) and SI (Zenke et al., 2017), adjust the parameters of the cost function after each task.

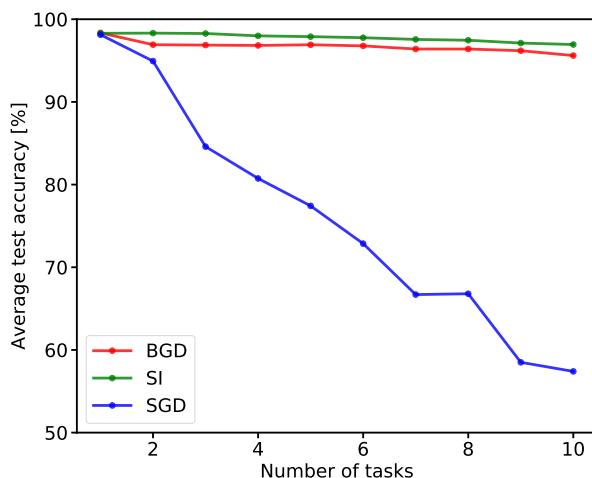


Figure 1: Average test accuracy on permuted MNIST vs the number of tasks. BGD (red), SI (green, as reported on Zenke et al. (2017)) and SGD (blue). Notice that BGD is task agnostic (i.e. unaware of tasks changing), while still significantly alleviates catastrophic forgetting.

### 4.4 CLASSIFICATION ON CIFAR10

To evaluate BGD’s performance on a more complex dataset and larger network we trained VGG11 (Simonyan and Zisserman, 2014) for 400 epochs on CIFAR10 with SGD as reference.

Results reported in Figure 3 show that, depending on the inference method, BGD achieves on par or better results compared to SGD. We use this setup to examine more properties of BGD discussed in 3.4.

**Inference methods** We compare different inference methods of BGD. Figure 3 shows that the three inference methods performs similarly, with a slight advantage to committee voting.

**Weights pruning** To demonstrate BGD usage for weights pruning, we evaluated a pruned version of the trained network, pruning 90% of the weights and using the 10 Monte Carlo samples inference method. For BGD, SNR was used as a measure to determine which weights to prune, where those with the smallest SNR were pruned. On SGD we used the weights’ absolute value as a measure, pruning the smallest values. BGD pruned networks succeed to retain most of the accuracy achieved by the non-pruned network, while SGD pruned networks accuracy drops. Results reported in Table 3. BBB results were not tested on CIFAR10 in Blundell et al. (2015). The results indicate that using a Bayesian algorithm we are able to easily prune weights. An additional boost to the pruned networks performance can be achieved by training the pruned network as suggested in Han et al. (2015), but this requires access to the training set after pruning, as discussed in the introduction.

Table 3: Weight pruning on CIFAR10. Showing the ratio Error(Pruning)/Error(No Pruning), smaller values are better.

% Removed	# Weights	Error ratio	
		BGD	SGD
0%	9.2M	1	1
90%	0.9M	1.04	7.7

Figure 2 shows the histogram of learned STD values at the end of BGD’s training. The STD represents the uncertainty in the weight’s value and as can be seen, many of the values are close to the initial value of 0.015, while a small fraction of the weights have much lower or higher STD values. This is might be an explanation for BGD’s robustness to weight pruning and catastrophic forgetting, where only a small part of the weights are important for each task.

**Implementation details** SGD was trained with learning rate starting at 0.01 and divided by 10 every 100 epochs, momentum was set to 0.9. On both BGD and SGD we

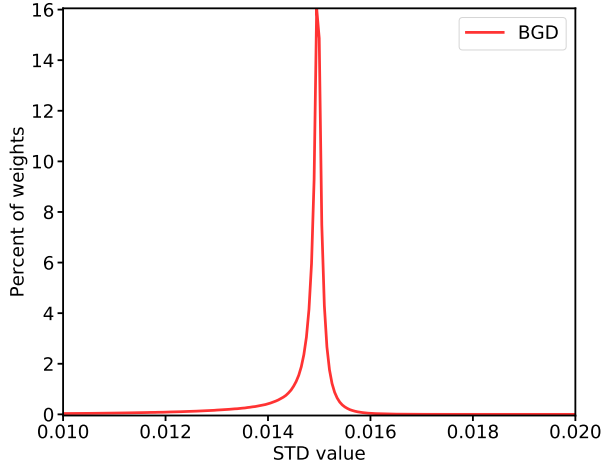


Figure 2: Histogram of STD values at the end of CIFAR10 training.

used data augmentation of random cropping and flipping. Batch size was 128. On BGD the initial STD was set to 0.015 and  $\eta = 6$ .

#### 4.5 CONTINUAL LEARNING ON CIFAR10/CIFAR100

To further show BGD usage for catastrophic forgetting we followed Zenke et al. (2017) experiment, training sequentially on 6 tasks from CIFAR10 and CIFAR100. The first task is the full CIFAR10 dataset and the next 5 tasks are of subsets CIFAR100 with 10 classes. Each task was trained for 150 epochs. As reference we present results of SGD and SI (Zenke et al., 2017).

Results reported in Figure 4. We think that BGD attains a good balance between retaining reasonable accuracy on previous tasks and achieving high accuracy on newer ones.

We used the same network as the original experiment, which consists of 4 convolutional layers followed by a fully connected layer with dropout and a separated last fully connected layer per task. Batch size is 256. On BGD we used committee voting inference, initial STD was 0.019 and  $\eta = 2$ . For SGD we used constant learning rate of 0.01 and for SI we used  $c = 0.01$ . Hyper parameters for all algorithms were chosen after using grid search and taking the optimal value.

## 5 DISCUSSION AND FUTURE WORK

In this work we have suggested a novel Bayesian approach to gradient descent using online variational Bayes. Our method, Bayesian Gradient Descent (BGD), was shown to have better classification accuracy than previous Bayesian methods on MNIST, and on par with SGD on CIFAR10. Moreover, it is significantly more robust to weight pruning, without requiring re-training of the network. We have also

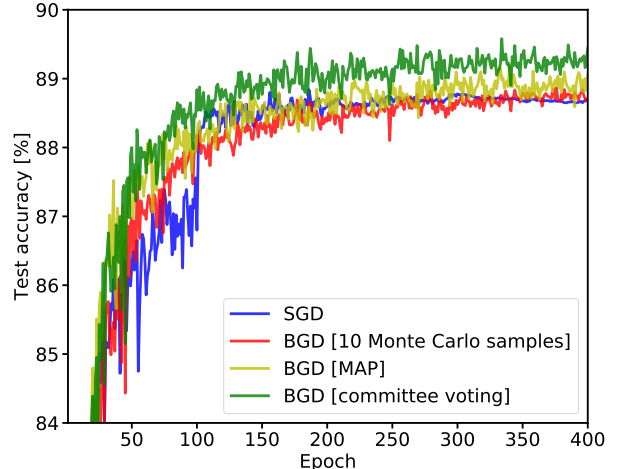


Figure 3: Test accuracy on CIFAR10 with VGG11. Different inference methods of BGD are compared with SGD as reference. BGD is on par or better than SGD.

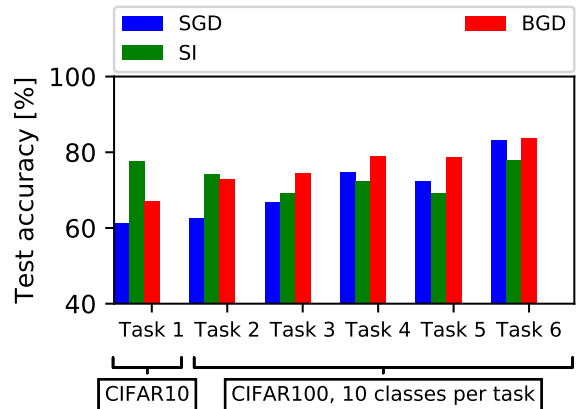


Figure 4: Continual learning on CIFAR10 and subsets of CIFAR100. Reporting test accuracy per task on last epoch. Task 1 is the first seen task and task 6 is the last.

demonstrated that this approach can be used efficiently for continual learning, mitigating the notorious catastrophic forgetting phenomena that plagues neural networks. Most noteworthy, our approach, for the first time, allows models to better adapt to new tasks without explicitly instructed to do so.

BGD is an online version of the variational Bayes approach of (Blundell et al., 2015). BGD does not seem to have the underfitting and over-pruning issues previously observed in the variational Bayes approach of (Blundell et al., 2015). This allowed us to scale this approach beyond MNIST, to CIFAR. The BGD approach is also closely related to the assumed density filtering approach of Soudry et al. (2014); Hernández-Lobato and Adams (2015). However, these methods rely on certain analytic approximations

which are not easily applicable to different neural architectures (e.g. convnets). In contrast, it is straightforward to implement BGD for any neural architecture. This approach is also somewhat similar to the Stochastic Gradient Langevin Dynamics (SGLD) approach (Welling and Teh, 2011; Balan et al., 2015), in the sense that we use multiple copies of the network during training. However, in contrast to the SGLD approach, we are not required to store all copies of the networks for inference (Balan et al. (2015) had to use distillation to overcome this), but only two parameters for each weight ( $\mu$  and  $\sigma$ ).

There are many possible extensions and uses of BGD, which were not explored in this work. First, in this work our variational approximation used a diagonal Gaussian distribution. This assumption may be relaxed in the future to non-diagonal or non-Gaussian (e.g., mixtures) distributions, to allow better flexibility during learning. Second, in this work we focused on weight pruning and catastrophic forgetting. However, Bayesian neural networks might also be beneficial for many other uses, as explained in the introduction.

## 6 APPENDIX

### 6.1 Derivation of eqs. 12 and 13

In this section we provide additional details on the derivation of eq. (12) and eq. (13). The objective function is  $f(\theta, \phi) = \log(q_{n+1}(\theta|\phi)) - \log(q_n(\theta)) + L(\theta)$ , where:

$$\begin{aligned} \log(q_{n+1}(\theta|\phi)) &= -\frac{N}{2} \log(2\pi) - \sum_k \log(\sigma_k) \\ &\quad - \sum_k \frac{1}{2\sigma_k^2} (\theta_k - \mu_k)^2 \end{aligned} \quad (15)$$

$$\begin{aligned} \log(q_n(\theta)) &= -\frac{N}{2} \log(2\pi) - \sum_k \log(v_k) \\ &\quad - \sum_k \frac{1}{2v_k^2} (\theta_k - m_k)^2. \end{aligned} \quad (16)$$

We derive eq. (12) by using the first-order necessary conditions for the optimal  $\mu_i$ :

$$E_\varepsilon \left[ \frac{\partial f(\theta, \phi)}{\partial \theta_i} \frac{\partial \theta_i}{\partial \mu_i} + \frac{\partial f(\theta, w)}{\partial \mu_i} \right] = 0 \quad (17)$$

Substituting the derivatives, we obtain:

$$\begin{aligned} E_\varepsilon \left[ -\frac{1}{\sigma_i^2} (\theta_i - \mu_i) + \frac{1}{v_i^2} (\theta_i - m_i) \right. \\ \left. + \frac{\partial L(\theta)}{\partial \theta_i} + \frac{1}{\sigma_i^2} (\theta_i - \mu_i) \right] = \\ \frac{1}{v_i^2} (\mu_i - m_i) + E_\varepsilon \left[ \frac{\partial L(\theta)}{\partial \theta_i} \right] = 0. \end{aligned} \quad (18)$$

And so we obtained eq. (12).

Next, we derive eq. (13), using the first-order necessary conditions for optimal  $\sigma_i$ :

$$E_\varepsilon \left[ \frac{\partial f(\theta, \phi)}{\partial \theta_i} \frac{\partial \theta_i}{\partial \sigma_i} + \frac{\partial f(\theta, w)}{\partial \sigma_i} \right] = 0 \quad (19)$$

Substituting the derivatives we obtain:

$$\begin{aligned} E_\varepsilon \left[ \left( -\frac{1}{\sigma_i^2} (\theta_i - \mu_i) + \frac{1}{v_i^2} (\theta_i - m_i) + \frac{\partial L(\theta)}{\partial \theta_i} \right) \varepsilon_i \right. \\ \left. - \frac{1}{\sigma_i} + \frac{1}{\sigma_i^3} (\theta_i - \mu_i)^2 \right] = \\ -\frac{1}{\sigma_i} + \frac{\sigma_i}{v_i^2} + E_\varepsilon \left[ \frac{\partial L(\theta)}{\partial \theta_i} \varepsilon_i \right] = 0 \end{aligned} \quad (20)$$

We get a quadratic equation for  $\sigma_i$

$$\sigma_i^2 + \sigma_i v_i^2 E_{q(\varepsilon)} \left[ \frac{\partial L(\theta)}{\partial \theta_i} \varepsilon_i \right] - v_i^2 = 0. \quad (21)$$

Since  $\sigma_i > 0$ , the solution is eq. (13).

### 6.2 Proof of Theorem 1

We define  $\theta_j = \mu_j + \varepsilon_j \sigma_j$  where  $\varepsilon_j \sim \mathcal{N}(0, 1)$ . According to the smoothing theorem, the following holds:

$$E_\varepsilon \left[ \frac{\partial L(\theta)}{\partial \theta_i} \varepsilon_i \right] = E_{\varepsilon_{j \neq i}} \left[ E_{\varepsilon_i} \left[ \frac{\partial L(\theta)}{\partial \theta_i} \varepsilon_i \middle| \varepsilon_{j \neq i} \right] \right] \quad (22)$$

The conditional expectation is:

$$E_{\varepsilon_i} \left[ \frac{\partial L(\theta)}{\partial \theta_i} \varepsilon_i \middle| \varepsilon_{j \neq i} \right] = \int_{-\infty}^{\infty} \frac{\partial L(\theta)}{\partial \theta_i} \varepsilon_i f_{\varepsilon_i}(\varepsilon_i) d\varepsilon_i, \quad (23)$$

where  $f$  is the probability density function of a standard normal distribution. Since  $f$  is an even function:

$$\begin{aligned} E_{\varepsilon_i} \left[ \frac{\partial L(\theta)}{\partial \theta_i} \varepsilon_i \middle| \varepsilon_{j \neq i} \right] &= \\ \int_0^{\infty} \frac{\partial L(\mu_i + \varepsilon_i \sigma_i, \theta_{-i})}{\partial \theta_i} \varepsilon_i f_{\varepsilon_i}(\varepsilon_i) d\varepsilon_i \\ - \int_0^{\infty} \frac{\partial L(\mu_i - \varepsilon_i \sigma_i, \theta_{-i})}{\partial \theta_i} \varepsilon_i f_{\varepsilon_i}(\varepsilon_i) d\varepsilon_i. \end{aligned} \quad (24)$$

Now, since  $L(\theta)$  is strongly convex function with parameter  $m > 0$  and continuously differentiable function over  $\mathbb{R}^n$ , the following holds  $\forall \theta_1, \theta_2 \in \mathbb{R}^n$ :

$$(\nabla L(\theta_1) - \nabla L(\theta_2))^T (\theta_1 - \theta_2) \geq m \|\theta_1 - \theta_2\| \quad (25)$$

For  $\theta_1 = (\mu_i + \varepsilon_i \sigma_i, \theta_{-i})$  and  $\theta_2 = (\mu_i - \varepsilon_i \sigma_i, \theta_{-i})$ , the following holds:

$$\left( \frac{\partial L(\theta_1)}{\partial \theta_i} - \frac{\partial L(\theta_2)}{\partial \theta_i} \right) \varepsilon_i \geq m |\varepsilon_i| \quad (26)$$



Therefore, substituting this inequality into eq. 24, we obtain:

$$\mathbb{E}_{\varepsilon} \left[ \frac{\partial L(\theta)}{\partial \theta_i} \varepsilon_i \right] \geq \frac{m}{\sqrt{2\pi}} > 0 \quad (27)$$

■

## Acknowledgments

The authors are grateful to R. Amit, M. Shpigel Nacson and N. Merlis for helpful comments on the manuscript. The research of DS was supported by the Taub foundation.

## References

- Jan Achterhold, Jan Mathias Koehler, Anke Schmeink, and Tim Genewein. Variational Network Quantization. In *ICLR*, number 1, pages 1–18, 2018.
- Anoop Korattikara Balan, Vivek Rathod, Kevin P Murphy, and Max Welling. Bayesian dark knowledge. In *Advances in Neural Information Processing Systems*, pages 3438–3446, 2015.
- Charles Blundell, Julien Cornebise, Koray Kavukcuoglu, and Daan Wierstra. Weight uncertainty in neural network. In *International Conference on Machine Learning*, pages 1613–1622, 2015.
- Yann Dauphin, Razvan Pascanu, Caglar Gulcehre, Kyunghyun Cho, Surya Ganguli, and Yoshua Bengio. Identifying and attacking the saddle point problem in high-dimensional non-convex optimization. *NIPS*, pages 1–9, 2014. ISSN 10495258.
- Alex Graves. Practical variational inference for neural networks. In *Advances in Neural Information Processing Systems*, pages 2348–2356, 2011.
- Song Han, Jeff Pool, John Tran, and William Dally. Learning both weights and connections for efficient neural network. In *Advances in neural information processing systems*, pages 1135–1143, 2015.
- Kaiming He, Xiangyu Zhang, Shaoqing Ren, and Jian Sun. Delving deep into rectifiers: Surpassing human-level performance on imagenet classification. In *Proceedings of the IEEE international conference on computer vision*, pages 1026–1034, 2015.
- José Miguel Hernández-Lobato and Ryan Adams. Probabilistic backpropagation for scalable learning of bayesian neural networks. In *International Conference on Machine Learning*, pages 1861–1869, 2015.
- José Miguel Hernández-Lobato, Yingzhen Li, Mark Rowland, Daniel Hernández-Lobato, Thang Bui, and Richard Eric Turner. Black-box  $\alpha$ -divergence minimization. 2016.
- G E Hinton and D Van Camp. Keeping the neural networks simple by minimizing the description length of the weights. In *COLT '93*, 1993. URL <http://dl.acm.org/citation.cfm?id=168306>.
- Jiri Hron, Alexander G. de G. Matthews, and Zoubin Ghahramani. Variational Gaussian Dropout is not Bayesian. 2017. URL <http://arxiv.org/abs/1711.02989>.
- Diederik P Kingma and Max Welling. Auto-encoding variational bayes. *arXiv preprint arXiv:1312.6114*, 2013.
- Diederik P. Kingma, Tim Salimans, and Max Welling. Variational Dropout and the Local Reparameterization Trick. In *NIPS*, pages 1–14, 2015. ISBN 1506.02557. doi: 10.1016/S0733-8619(03)00096-3.
- James Kirkpatrick, Razvan Pascanu, Neil Rabinowitz, Joel Veness, Guillaume Desjardins, Andrei A Rusu, Kieran Milan, John Quan, Tiago Ramalho, Agnieszka Grabska-Barwinska, et al. Overcoming catastrophic forgetting in neural networks. *Proceedings of the National Academy of Sciences*, 114(13):3521–3526, 2017.
- Alex Krizhevsky and Geoffrey Hinton. Learning multiple layers of features from tiny images. 2009.
- Sang-Woo Lee, Jin-Hwa Kim, JungWoo Ha, and Byoung-Tak Zhang. Overcoming catastrophic forgetting by incremental moment matching. 2017.
- Hao Li, Asim Kadav, Igor Durdanovic, Hanan Samet, and Hans Peter Graf. Pruning filters for efficient convnets. *ICLR2017*, 2016.
- D J C MacKay. A practical Bayesian framework for back-propagation networks. *Neural computation*, 472(1):448–472, 1992.
- Michael McCloskey and Neal J Cohen. Catastrophic interference in connectionist networks: The sequential learning problem. In *Psychology of learning and motivation*, volume 24, pages 109–165. Elsevier, 1989.
- Dmitry Molchanov, Arsenii Ashukha, and Dmitry Vetrov. Variational Dropout Sparsifies Deep Neural Networks. In *ICML*, 2017a. URL <http://arxiv.org/abs/1701.05369>.
- Pavlo Molchanov, Stephen Tyree, Tero Karras, Timo Aila, and Jan Kautz. Pruning convolutional neural networks for resource efficient inference. *ICLR2017*, 2017b.
- R M Neal. *Bayesian Learning for Neural Networks*. PhD thesis, Dept. of Computer Science, University of Toronto, 1994.
- Cuong V Nguyen, Yingzhen Li, Thang D Bui, and Richard E Turner. Variational continual learning. *arXiv preprint arXiv:1710.10628*, 2017.
- Karen Simonyan and Andrew Zisserman. Very deep convolutional networks for large-scale image recognition. *arXiv preprint arXiv:1409.1556*, 2014.
- Daniel Soudry, Itay Hubara, and Ron Meir. Expectation backpropagation: Parameter-free training of multilayer neural networks with continuous or discrete weights. In *Advances in Neural Information Processing Systems*, pages 963–971, 2014.

- Brian Trippe and Richard Turner. Overpruning in variational bayesian neural networks. *arXiv preprint arXiv:1801.06230*, 2018.
- Max Welling and Yee W Teh. Bayesian learning via stochastic gradient langevin dynamics. In *Proceedings of the 28th International Conference on Machine Learning (ICML-11)*, pages 681–688, 2011.
- Friedemann Zenke, Ben Poole, and Surya Ganguli. Continual learning through synaptic intelligence. In *International Conference on Machine Learning*, pages 3987–3995, 2017.