

Women also Snowboard: Overcoming Bias in Captioning Models

Kaylee Burns*, Lisa Anne Hendricks*, Trevor Darrell, Anna Rohrbach

EECS, UC Berkeley

Abstract. Most machine learning methods are known to capture and exploit biases of the training data. While some biases are beneficial for learning, others are harmful. Specifically, image captioning models tend to exaggerate biases present in training data (e.g., if a word is present in 60% of training sentences, it might be predicted in 70% of sentences at test time). This can lead to incorrect captions in domains where unbiased captions are desired, or required, due to over-reliance on the learned prior and image context. In this work we investigate generation of gender-specific caption words (e.g. man, woman) based on the person’s appearance or the image context. We introduce a new Equalizer model that ensures equal gender probability when gender evidence is occluded in a scene and confident predictions when gender evidence is present. The resulting model is forced to look at a person rather than use contextual cues to make a gender-specific predictions. The losses that comprise our model, the Appearance Confusion Loss and the Confident Loss, are general, and can be added to any description model in order to mitigate impacts of unwanted bias in a description dataset. Our proposed model has lower error than prior work when describing images with people and mentioning their gender and more closely matches the ground truth ratio of sentences including women to sentences including men. We also show that unlike other approaches, our model is indeed more often looking at people when predicting their gender.

Keywords: Image description, Caption bias, Right for the right reasons

1 Introduction

Exploiting contextual cues can frequently lead to better performance on computer vision tasks [1,2,3]. For example, in the visual description task, predicting a “mouse” might be easier given that a computer is also in the image. However, in some cases making decisions based on context can lead to incorrect, and perhaps even offensive, predictions. In this work, we consider one such scenario: generating captions about men and women. We posit that when description models predict gendered words such as “man” or “woman”, they should consider visual evidence associated with the described person, and not contextual cues like location (e.g., “kitchen”) or other objects in a scene (e.g., “snowboard”). Not only is it important for description systems to avoid egregious errors (e.g., always predicting the word “man” in snowboarding scenes), but it is also important for predictions to be right for the right reason. For example, Figure 1

* Authors contributed equally




Fig. 1: We illustrate examples where our proposed model (Equalizer) corrects bias in image captions. The overlaid heatmap indicates which image regions are most important for predicting the gender word. On the left, the baseline predicts gender incorrectly, presumably because it looks at the laptop (not the person). Even though the baseline predicts gender correctly for the example on the right, it does not look at the person when predicting gender and is thus not acceptable. In contrast our model predicts the correct gender word and correctly considers the person when predicting gender.

(left) shows a case where prior work predicts the incorrect gender, while our model accurately predicts the gender by considering the correct gender evidence. Figure 1 (right) shows an example where both models predict the correct gender, but prior work does not look at the person when describing the image (it is right for the wrong reasons).

Bias in image captioning is particularly challenging to overcome because of the multimodal nature of the task; predicted words are not only influenced by an image, but also biased by the learned language model. Though recent work [4] has studied bias for structured prediction tasks (e.g., semantic role labeling), they did not consider the task of image captioning. Furthermore, the solution proposed in [4] for semantic role labeling requires access to the entire test set in order to rebalance gender predictions to reflect the distribution in the training set. Consequently, [4] relies on the assumption that the distribution of genders is the same at both training and test time. We make no such assumptions; we consider a more realistic scenario in which captions are generated for images independent of other images in the test set.

In order to encourage description models to generate less biased captions, we introduce the *Equalizer* Model. Our model includes two complementary loss terms: the *Appearance Confusion Loss (ACL)* and the *Confident Loss (Conf)*. The Appearance Confusion Loss is based on the intuition that, given an image in which evidence of gender is absent, description models should be unable to accurately predict a gendered word. However, it is not enough to confuse the model when gender evidence is absent; we must also encourage the model to consider gender evidence when it is present. Our Confident Loss helps to increase the model’s confidence when gender is in the image. These complementary losses allow the Equalizer model to encourage models to be cautious in the absence of gender information and discriminative in its presence.

Our proposed Equalizer model leads to less biased captions: not only does it lead to lower error when predicting gendered words, but we also show that our model performs well when the distribution of genders in the test set is not aligned with the training set. Additionally, we observe that Equalizer generates gender neutral words (like “person”) when it is not confident of the gender. Furthermore, we quantitatively and qualitatively demonstrate that Equalizer focuses on humans when predicting gender words, as opposed to focusing on other image context.

2 Related Work

Unwanted Dataset Bias Unwanted dataset biases (e.g., gender, ethnic biases) have been studied across a wide variety of AI domains [5,6,7,8,9,10]. One common theme is the notion of *bias amplification*, in which bias is not only learned, but amplified [7,6,4]. For example, in the image captioning scenario, if 70% of images with umbrellas include a woman and 30% of images with umbrellas include a man, at test time the model might amplify this bias and 85% of generated descriptions about umbrellas might also include the word “woman” and 15% of generated descriptions about umbrellas might include the word “man”. Eliminating bias amplification is not as simple as balancing across attributes for a specific category. For example, [6] study bias in classification and find that even though white and black people appear in “basketball” images with similar frequency, models learn to classify images as “basketball” based on the presence of a black person. One explanation is that though the data is balanced in regard to the class “basketball”, there are many more white people in the dataset. Consequently, to perfectly balance a dataset, one would have to balance across all possible co-occurrences which is infeasible.

Natural language data is also subject to *reporting bias* [11,7,12,13] in which people over-report less common co-occurrences, such as “male nurse” [7] or “green banana” [12]. [13] also discuss how visual descriptions reflect cultural biases (e.g., assuming that a woman with a child is a mother, even though this cannot be confirmed in an image). We encounter similar problems when analyzing visual descriptions; annotators specify gender even when gender cannot be confirmed in an image based off cultural assumptions (e.g., someone doing a snowboarding trick might be labeled as “man” because of cultural assumptions made by the annotator, not because the person has visual male attributes).

Our work is most similar to [4] who consider bias in structured prediction problems. [4] consider semantic role labeling and multilabel classification (as opposed to image captioning) and concentrate specifically on tackling bias amplification. In order to avoid bias amplification, [4] rebalance the predictions at test time to more accurately reflect the training time word ratios. This solution is unsatisfactory for two primary reasons (i) it requires access to the entire test set and (ii) it assumes that the distribution of objects at test time is the same as the distribution of objects at training time. We consider a more realistic scenario in our experiments for image captioning, and show that the ratio of woman to man in our predicted sentences closely resembles the ratio in ground truth sentences, even when the test distribution is different from the training distributions.

Fairness. Building AI systems which treat *protected attributes* (e.g., age, gender, sexual orientation) in a fair manner is increasingly important as AI continues to become more ubiquitous [14,15,16,17]. In the machine learning literature, “fairness” generally considers how to ensure that systems do not use information, such as gender, age, or ethnicity, in a way that disadvantages one group over another. The scenario we consider is different than the general “fairness” setting as we are trying to *predict* protected attributes. However, a desirable caption model would be “fair” in the sense that it would not presume a specific gender without appropriate evidence for that gender.

One approach to build fair machine learning system is to utilize *distribution matching* [17] to ensure that the distribution of decisions is similar across different protected classes. Similar techniques which incorporate distribution matching have been used for other problems including domain adaptation [18,19] and transduction learning [20]. Our Appearance Confusion Loss is similar in nature as it encourages the distribution of predictions to be similar for man and woman classes when gender information is not available. However, just enforcing confusion between classes is not enough to generate unbiased descriptions; rather we also find it important to include a second term, our Confident Loss, which encourages the model to be confident when predicting words which belong to protected classes.

Right for the Right Reasons. Another line of work related to fairness is ensuring that models are “right for the right reason,” or consider similar evidence as humans when making decisions. Assuring models are “right for the right reasons” help researchers understand how models will perform in real world applications. For example, [21] consider models which predict if pneumonia patients should be hospitalized. Unfortunately, machine learning systems learn to exploit correlations in the data (e.g., asthmatics have a smaller mortality rate when diagnosed with pneumonia, partially because they are hospitalized more frequently) which leads to unintuitive predictions (e.g., do not hospitalize asthmatics with pneumonia). Designing models which reveal underlying bias in data [22] and designing models which consider the “right” evidence when making decisions [21] can aid in understanding how models might generalize to new scenarios. In our work, we hypothesize that models which look at appropriate gender evidence when predicting gender will perform better in new scenarios, specifically when the gender distribution at test time does not match the gender distribution at train time.

Recently, [23] develop a loss function which compares explanations for a decision to ground truth explanations. However, [23] consider somewhat simple data and generating explanations for more complex tasks (like image captioning) is a difficult and active area of research [24,25,26,27,28,29]. Hence, we consider a more straightforward loss that does not require our model to explain itself during training. Instead, we verify that our formulation encourages models to be right for the right reason by evaluating which regions our model considers important at test time.

Visual Description. The primary goal of the vast majority of visual description work (e.g., [30,31,32,33,34]) is to increase overall sentence quality. In contrast, we do not only focus on increasing overall sentence quality, but also measure if protected classes, specifically gender, are predicted for the “right reason”.

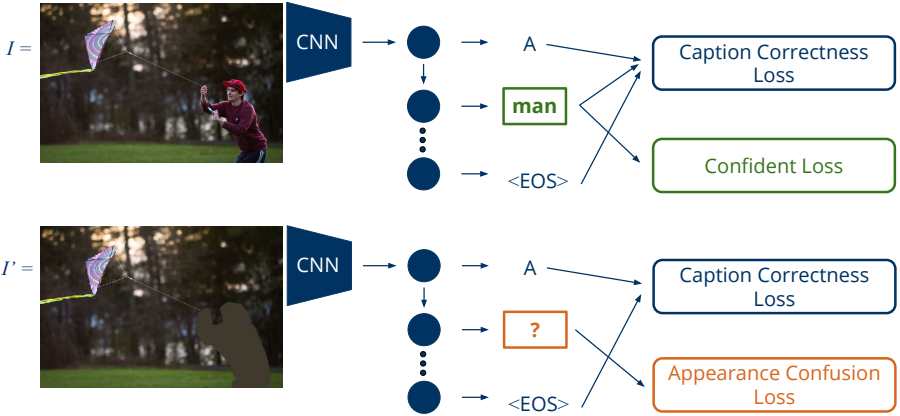


Fig. 2: Equalizer includes two loss terms: the Confident Loss on images with men or women (top) and an Appearance Confusion Loss on images where men and women are occluded (bottom). Together these losses encourage our model to make a correct prediction when evidence of gender is present, while being cautious in its absence. Additionally, we include a Caption Correctness Loss (standard cross entropy loss) for both image types.

3 Equalizer: Overcoming Bias in Description Models

Equalizer is based on the following intuitions: if evidence to support a specific gender decision is not present in an image, the model should be *confused* about which gender to predict (enforced by an Appearance Confusion Loss term), and if evidence to support a gender decision is in an image, the model should be *confident* in its prediction (enforced by a Confident Loss term). To train our model we require not only pairs of images, I , and sentences, S , but also annotation masks M which indicate which evidence in an image is appropriate for determining gender. Though we use [30] as our base network, Equalizer is general and can be integrated into any deep description framework.

3.1 Background: Description Framework

To generate a description, high level image features are first extracted from the InceptionV3 [35] model. The image features are then used to initialize an LSTM hidden state. To begin sentence generation, a start of sentence token is input into the LSTM. For each subsequent time step during training, the ground truth word w_t is input into the LSTM. At test time, the previously predicted word w_{t-1} is input into the LSTM at each time step. Generation concludes when an end of sequence token is generated. Like [30], we include the standard cross entropy loss (\mathcal{L}^{CE}) during training:

$$\mathcal{L}^{CE} = \frac{1}{N} \sum_{n=0}^N \sum_{t=0}^T \log(p(w_t | w_{0:t-1}, I)) \quad (1)$$

where N is the batch size, T is the number of words in the sentence, w_t is a ground truth word at time t , and I is an image.

3.2 Appearance Confusion Loss

The goal of our Appearance Confusion Loss is to encourage the underlying description model to be *confused* when making gender decisions if the input image does not contain appropriate evidence for the decision. To optimize the Appearance Confusion Loss, we require ground truth rationales indicating which evidence is appropriate for a particular gender decision. We expect the resulting rationales to be masks, M , which are 1 for pixels which should not contribute to a gender decision and 0 for pixels which are appropriate to consider when determining gender. The Hadamard product of the mask and the original image, $I \odot M$, yields a new image, I' , with gender information that the implementer deems appropriate for classification removed. Intuitively, for an image devoid of gender information, we would like the probability of predicting man or woman to be equal. To this end, the Appearance Confusion Loss enforces a fair prior by asserting that this is the case.

To define our Appearance Confusion Loss, we first define a *confusion* function (\mathcal{C}) which operates over the predicted distribution of words $p(\tilde{w}_t)$, a set of woman gender words (\mathcal{G}_w), and a set of man gender words (\mathcal{G}_m):

$$\mathcal{C}(\tilde{w}_t, I') = \left| \sum_{g_w \in \mathcal{G}_w} p(\tilde{w}_t = g_w | w_{0:t-1}, I') - \sum_{g_m \in \mathcal{G}_m} p(\tilde{w}_t = g_m | w_{0:t-1}, I') \right|$$

In practice, the \mathcal{G}_w consists only of the word “woman” and, likewise, the \mathcal{G}_m consists only of the word “man”. These are by far the most commonly used gender words in the datasets we consider and we find that considering this set is sufficient.

Applying this definition of confusion, we can now define our Appearance Confusion Loss (\mathcal{L}^{AC}):

$$\mathcal{L}^{AC} = \frac{1}{N} \sum_{n=0}^N \sum_{t=0}^T \mathbb{1}(w_t \in \mathcal{G}_w \cup \mathcal{G}_m) \mathcal{C}(\tilde{w}_t, I') \quad (2)$$

where $\mathbb{1}$ is an indicator variable that denotes whether or not w_t is a gendered word.

For the remaining non-gendered words that correspond to images I' , we include a variant of standard cross entropy loss which does not consider loss for gendered words. Our aim is to encourage the model to discuss objects which are still visible in I' . In addition to encouraging sentences to be image relevant even when the gender information has been removed, this loss also encourages the model to learn representations of words like “dog” and “frisbee” that are not reliant on gender information.

3.3 Confident Loss

In addition to being unsure when gender evidence is occluded, we also encourage our model to be confident when gender evidence is present. Thus, we introduce the Confi-

dent Loss term, which specifically encourages the model to predict gender words correctly.

Our Confident Loss encourages the probabilities for predicted gender words to be confident on images I in which gender information is present. Given functions \mathcal{F}^W and \mathcal{F}^M which measure how confidently the model predicts woman and man words respectively, we can write the Confident Loss as:

$$\mathcal{L}^{Con} = \frac{1}{N} \sum_{n=0}^N \sum_{t=0}^T (\mathbb{1}(w_t \in \mathcal{G}_w) \mathcal{F}^W(\tilde{w}_t, I) + \mathbb{1}(w_t \in \mathcal{G}_m) \mathcal{F}^M(\tilde{w}_t, I)) \quad (3)$$

To measure the confidence of predicted gender words, we consider the quotient between predicted probabilities for man and gender words:

$$\mathcal{F}^W(\tilde{w}_t, I) = \sum_{g_w \in \mathcal{G}_w} \sum_{g_m \in \mathcal{G}_m} p(\tilde{w}_t = g_m | w_{0:t-1}, I) / (p(\tilde{w}_t = g_w | w_{0:t-1}, I) + \epsilon) \quad (4)$$

where ϵ is a small epsilon value added for numerical stability. \mathcal{F}^M is of the same form.

When the model is confident of a gendered prediction (e.g., for the word “woman”), the probability of the word “woman” should be considerably higher than the probability for the word “man”, which will result in a small value for \mathcal{F}^W and thus a small loss. One nice property of considering the quotient between predicted probabilities is that we encourage the model to distinguish between gendered words without forcing the model to predict a gendered word. For example, if the model predicts a probability of 0.2 for man, 0.5 for woman, and 0.3 for person on a “woman” image, our confidence loss will be low. However, the model is still able to predict gender neutral words, like “person” with relatively high probability. This is distinct from other possible losses, like placing a larger weight on gender words in the cross entropy loss, which force the model to place a higher weight on “man”/“woman” words without allowing a mechanism for the model to also predict high probabilities for gender neutral words.

3.4 The Equalizer Model

Our final model is a linear combination of all aforementioned losses:

$$\mathcal{L} = \alpha \mathcal{L}^{CE} + \beta \mathcal{L}^{AC} + \mu \mathcal{L}^{Con} \quad (5)$$

where α , β , and μ are hyperparameters chosen on a validation set. Our Equalizer method is general and our base captioning framework can be substituted with any other deep captioning framework. By combining all of these terms, the Equalizer model can not only generate image relevant sentences, but also make confident gender predictions under sufficient evidence. We find that both the Appearance Confusion Loss and the Confident Loss are important in creating a confident yet cautious model. Interestingly, the Equalizer model achieves the lowest misclassification rate only when these two losses are combined, highlighting the complementary nature of these two loss terms.

4 Experiments

4.1 Datasets

MSCOCO-Bias. To evaluate our method, we consider the dataset used by [4] for evaluating bias amplification in structured prediction problems. This dataset consists of images from MSCOCO [36] which are labeled as “man” or “woman”. Though “person” is an MSCOCO class, “man” and “woman” are not, so [4] employ ground truth captions to determine if images contain a man or a woman. Images are labeled as “man” if at least one description included the word “man” and no descriptions include the word “woman”. Likewise, images are labeled as “woman” if at least one description includes the word “woman” and no descriptions include the word “man”. Images are discarded if both “man” and “woman” are mentioned. We refer to this dataset as MSCOCO-Bias.

MSCOCO-Confident. Each image in MSCOCO is provided with five ground truth captions. We observe that frequently one or two annotations will mention gender, and all other annotations will not mention gender. This occurs when the gender is difficult to determine (e.g., a snowboarder wearing lots of gear and not showing his/her face may be labeled as “man” by one annotator based on cultural assumptions about snowboarders). We therefore also construct an MSCOCO-Confident set which is a subset of MSCOCO-Bias in which only images in which at least four annotations include a gender word are included. Note that we consider all gender words (e.g., if a sentence mentions “female”, “bride”, “lady”, or “girl” it will be classified as a “woman” sentence) to ensure cleaner results.

MSCOCO-Balanced. In addition to the MSCOCO-Bias set, we also evaluate on a set where we purposely change the ratio of men and women. We believe this is representative of real world scenarios in which a user might encounter a different distribution of men and women for a specific application. The MSCOCO-Bias set has a roughly 1:3 woman to man ratio where as our split, called MSCOCO-Balanced, has a 1:1 woman to man ratio. We select 500 images from MSCOCO-confident which include the word “woman” and 500 images which include the word “man”. Consequently, MSCOCO-Balanced is a subset of the MSCOCO-Confident set.

Person Masks. In order to train our Appearance Confusion Loss, we need ground truth human rationales for why a person should be predicted as a man or a woman. For our annotations, we use the person segmentation masks from the MSCOCO dataset. Additionally, once the masked image is created, we fill the segmentation mask with the average pixel value in the image. We use the masks both at training time to compute Appearance Confusion Loss and during evaluation to ensure that models are predicting gender words by looking at the person.

4.2 Metrics

To evaluate our methods, we rely on the following metrics.

Error. The ideal model would have both high recall and low misclassification for men and women. However due the sensitive nature of prediction for protected classes (gender words in our scenario), we emphasize the importance of a low error. The error

rate is the number of man/woman misclassifications. We would also expect that the best model would rather predict gender neutral words in cases where gender is not obvious.

Gender Ratio. Second we consider the ratio of sentences which belong to a “woman” set to sentences which belong to a “man” set. We consider a sentence to fall in a “woman” set if it predicts any word from a precompiled list of female gendered words, and respectively a “man” set if it predicts any word from a precompiled list of male gendered words. We report this metric on all three sets, which have different gender ratios. Specifically, the MSCOCO-Bias set has a gender ratio similar to the training set, while MSCOCO-Confident and MSCOCO-Balanced are different.

Right for the Right Reasons. Finally, to measure if our models are “right for the right reasons” we consider the pointing game [37] evaluation on the MSCOCO-Balanced dataset. We first create visual explanations for “woman”/“man” using the proposed Gradient-weighted Class Activation Mapping (Grad-CAM) system [25] as well as saliency maps created by occluding image regions in a sliding window fashion. To measure if our models are right for the right reason, we verify whether the point with the highest activation in the heat map produced by Grad-CAM falls in the person segmentation mask.

4.3 Training Details

We initialize all our models from the Show and Tell model [30] pre-trained on all of MSCOCO for 1 million iterations (without fine-tuning through the visual representation). We then train all the models for additional 500,000 iterations on the MSCOCO-Bias set. All models are fine-tuned through the base convolutional network (Inception v3 [35]) for these 500,000 iterations. our model is built off the publicly released Show and Tell model¹.

4.4 Baselines and Ablations

Baseline-FT The simplest baseline is fine-tuning the Show and Tell model through the LSTM and convolutional networks using the standard cross-entropy loss on our target dataset, the MSCOCO-Bias dataset.

Balanced Dataset Another simple baseline is to re-balance the data distribution at training time to account for the larger number of men instances in the training data. Even though we cannot know the correct distribution of our data at test time, we can enforce our belief that predicting a woman or man should be equally likely. At training time, we re-sample the images of women so that the number of training examples of women is the same as the number of training examples of men. This baseline is denoted as Balanced.

Upweighting Gendered Words We also experiment with upweighting the loss value for gender words in the standard cross entropy loss to increase the penalty for a misclassification and the reward for a correct classification. For each time step where the ground truth caption says the word “man” or “woman”, we multiply that term in the

¹ <https://github.com/tensorflow/models/tree/master/research/im2txt>

loss by a constant value (10 in reported experiments). Intuitively, upweighting should encourage the models to accurately predict gender words. However, unlike our Confident Loss, upweighting drives the model to make either “man” or “woman” predictions without the opportunity to place a high probability on other words (like gender neutral words). We refer to this baseline as UpWeight.

Ablations To isolate the impact of the two loss terms in Equalizer, we report results with only the Appearance Confusion Loss (Equalizer w/o Conf) and only the Confidence Loss (Equalizer w/o ACL). We then report results on our full Equalizer model.

4.5 Results

Error. In Table 1 we analyze the error rates when describing men and women by looking at the captions generated for the MSCOCO-Bias, MSCOCO-Confident and MSCOCO-Balance set. Comparing our baselines, we note that each baseline model has a higher error rate on the MSCOCO-Bias dataset than Equalizer w/o ACL, Equalizer w/o Conf, and Equalizer. Additionally, both the Baseline-FT and Balanced model have a high error rate on MSCOCO-Confident and MSCOCO-Balanced dataset. Our full model improves upon Equalizer w/o ACL and Equalizer w/o Conf on all three datasets. Unlike the baseline models which have large discrepancies in error rate across all three datasets, our model has a similar error rate across all three datasets. This indicates that the error rate of our model is not as sensitive to shifts in the gender distribution at test time. When comparing Equalizer to baselines, we see the largest performance difference on the MSCOCO-Balanced dataset. As discussed later, this is in part because our model does a particularly good job of decreasing error on the minority class (woman).

Interestingly, the results on the Baseline-FT model and Balanced model are not substantially different. One possibility is that the co-occurrences across words are not balanced (e.g., if there is gender imbalance specifically for images with “umbrella” just balancing the dataset based on gender word counts is not sufficient to balance the dataset). We emphasize that balancing across all co-occurring words is difficult in large-scale settings with large vocabularies.

To analyze the effects of our two loss terms in isolation, we compare Equalizer w/o ACL and Equalizer w/o Conf. In all cases, both of our loss terms lower the gender misclassification rate in comparison to Baseline-FT. Interestingly, on the MSCOCO-Confident and MSCOCO-Balanced sets, the Appearance Confusion Loss and UpWeight losses have a similar error rate, while our Confident Loss leads to a lower classification error. Importantly, Appearance Confusion Loss and Confident Loss are complementary and best results are achieved when both are used during training.

Gender Ratio In Table 1 we also report the ratio of captions which include only female words to captions which include only male words. Ideally, we would like this ratio to match the respective ratio for the ground truth captions, which is 0.466 for MSCOCO-Bias, 0.548 for MSCOCO-Confident and 1 for MSCOCO-Balanced. Impressively, Equalizer achieves the closest ratio to ground truth for all datasets: 0.437, 0.563 and 0.973 respectively. Comparing both our losses in isolation, we see that the ratio consistently improves from the Baseline-FT model to the model trained only with the Conf loss (Equalizer w/o ACL) and only with the ACL loss (Equalizer w/o Conf).

| Model | MSCOCO-Bias | | MSCOCO-Confident | | MSCOCO-Balanced | |
|--------------------|--------------|--------------|------------------|--------------|-----------------|--------------|
| | Error | Ratio | Error | Ratio | Error | Ratio |
| GT | - | 0.466 | - | 0.548 | - | 1.000 |
| Baseline-FT | 0.129 | 0.265 | 0.143 | 0.384 | 0.203 | 0.597 |
| Balanced | 0.129 | 0.270 | 0.142 | 0.393 | 0.204 | 0.610 |
| UpWeight | 0.134 | 0.315 | 0.116 | 0.472 | 0.157 | 0.712 |
| Equalizer w/o ACL | 0.079 | 0.369 | 0.081 | 0.499 | 0.106 | 0.777 |
| Equalizer w/o Conf | 0.098 | 0.318 | 0.116 | 0.425 | 0.165 | 0.673 |
| Equalizer | 0.070 | 0.437 | 0.071 | 0.563 | 0.081 | 0.973 |

Table 1: Evaluation of predicted gender words based on error rate and ratio of generated sentences which include the “woman” words to sentences which include the “man” words. Equalizer achieves the lowest error rate and predicts sentences with a gender ratio most similar to the corresponding ground truth captions, even when the test set has a different distribution of gender words than the training set, as in case of MSCOCO-Confident and MSCOCO-Balanced dataset.

| Model | Men | | | Women | | |
|--------------------|--------------|--------------|-------|--------------|--------------|-------|
| | Correct | Incorrect | Other | Correct | Incorrect | Other |
| Baseline-FT | 0.818 | 0.08 | 0.102 | 0.604 | 0.325 | 0.070 |
| Balanced | 0.832 | 0.09 | 0.078 | 0.612 | 0.317 | 0.070 |
| UpWeight | 0.882 | 0.084 | 0.034 | 0.711 | 0.231 | 0.058 |
| Equalizer w/o ACL | 0.794 | 0.048 | 0.158 | 0.699 | 0.165 | 0.137 |
| Equalizer w/o Conf | 0.732 | 0.076 | 0.192 | 0.588 | 0.253 | 0.159 |
| Equalizer (Ours) | 0.710 | 0.066 | 0.224 | 0.721 | 0.096 | 0.183 |

Table 2: Accuracy per class for MSCOCO-Balanced dataset. Equalizer achieves the highest recall for Women, the lowest error for women, and the second lowest error for Men. Interestingly, the Equalizer recall values for Men and Women are quite similar. For all other models, there is a large discrepancy between men and women recall values.

On the MSCOCO-Balanced dataset, both the UpWeight model and Equalizer w/o ACL improve over Equalizer w/o Conf. Both the UpWeight loss and Conf loss encourage the model to predict gender words with more confidence suggesting this is a useful feature when battling bias in image captioning. Most importantly, the ACL and Conf losses are complementary and Equalizer has the best overall performance.

Performance for Each Gender. Images with females comprise a much smaller portion of MSCOCO than images with males. Therefore the overall performance across classes (i.e. man, woman) can be misleading because it downplays the errors in the minority class. Additionally, unlike [4] who consider a classification scenario in which the model is forced to predict a gender, our description models are not forced to discuss gender. Instead, if they are not confident about gender they can generate a gender neutral word such as “person” or “player”. In Table 2 for each gender we report the percentage of

sentences in which gender is predicted correctly, gender is predicted incorrectly, and when no gender specific word is generated, on the MSCOCO-Balanced set.

We note that for all models, the error on Men is quite low. However, our model significantly improves the error for the minority class, Women. If we were only concerned with reducing gender misclassifications, we could employ a naive solution: a restricted vocabulary with no gender words. Since descriptions of gender can be useful in captioning, our model strikes a balance between low misclassification and high recall. We also see that it brings Men and Women recall closer together, while the baselines demonstrate a large discrepancy.

Evaluation over biased objects. We additionally analyze objects which co-occur with one gender more than the other. For a careful analysis, we choose five objects that are biased to co-occur with women (umbrella, kitchen, cell phone, table, and food) and five objects which frequently co-occur with men (skateboard, baseball, tie, motorcycle, and snowboard). We compute the error rate and gender ratio for images containing the above objects and observe similar trends to our observations above; namely the Equalizer achieves the best error rate and the gender ratios from the Equalizer model is the closest to the gender ratios in ground truth descriptions.

One particularly interesting case study is the word “kitchen” in which the ground truth woman to man gender ratio is 1.035 (recall that the dataset contains a roughly 1:3 woman to man gender ratio, so a gender ratio close to one for a specific object suggests that a higher proportion of “woman” images include a “kitchen” than “man” images). The Equalizer model predicts a gender ratio of 1.070 (a 0.035 difference) whereas the next best model (Equalizer w/o ACL) predicts a gender ratio of 0.960 (a 0.075 difference). The Baseline-FT model predicts a ratio of 0.635.

Considering gender words which co-occur with “snowboard” provides another interesting case study. Here, Equalizer has the lowest error rate (4%) and most closely matches the ground truth gender ratio (predicted gender ratio 0.081, ground truth ratio 0.082). Our model also has the highest number of Other predictions (40.89) (followed by Equalizer w/o Conf with 39.11). For snowboard images it is sensible for the model to predict gender neutral words as we frequently observe that gender can be obscured by gender neutral snowboarding gear. This example also highlights how Equalizer is conservative in scenarios which may be difficult to disambiguate. For comparison, the Equalizer w/o ACL model predicts Other 15.11% of the time.

Occluded Images. We also consider the gender ratio when predicting sentences for occluded images (images on the test set are occluded in the same way as was done to train the Appearance Confusion Loss loss term). Ideally, the ratio of predicted gender words should be close to 1.0 on the blocked out images as gender information is obscured. The man to woman gender ratios for the Equalizer w/o ACL, Equalizer w/o Conf, and Equalizer are 3.45, 2.87, and 1.98 respectively (all other trained models have larger ratios than Equalizer w/o ACL). This suggests that again both our ACL loss and Conf loss are important for predicting a fair gender ratio when gender information is not present in the image. Again, we achieve the best performance with our full Equalizer model.

Caption Quality. Qualitatively, the sentences from all of our models are linguistically fluent (indeed, comparing sentences in Figure 3 we note that usually only the word referring to the person changes). We do notice a small drop in performance on standard

| Accuracy | Woman | Man | All | Accuracy | Woman | Man | All |
|--------------------|-------------|-------------|-------------|--------------------|-------------|-------------|-------------|
| Random | 21.7 | 17.46 | 19.4 | Random | 18.7 | 15.9 | 19.1 |
| Baseline-FT | 43.8 | 37.5 | 40.7 | Baseline-FT | 49.0 | 44.2 | 46.6 |
| Balanced | 41.0 | 33.8 | 37.4 | Balanced | 47.8 | 44.8 | 46.3 |
| UpWeight | 48.0 | 44.0 | 46.0 | UpWeight | 51.6 | 47.4 | 49.5 |
| Equalizer w/o ACL | 46.4 | 47.2 | 46.8 | Equalizer w/o ACL | 50.6 | 48.8 | 49.7 |
| Equalizer w/o Conf | 41.8 | 39.1 | 40.5 | Equalizer w/o Conf | 48.6 | 50.2 | 49.4 |
| Equalizer (Ours) | 48.0 | 49.4 | 48.7 | Equalizer (Ours) | 51.6 | 52.2 | 51.9 |

(a) Visual explanation is a *Grad-CAM* map. (b) Visual explanation is a *saliency* map.

Table 3: *Pointing game* evaluation that measures whether the visual explanations for “man” / “woman” words fall in the person segmentation ground-truth. Evaluation is done for ground-truth captions on the MSCOCO-Balanced.

description metrics (26.3 to 25.6 on METEOR [38] when comparing Baseline-FT to our full Equalizer) on MSCOCO-Balanced. One possible explanation is that Equalizer is cautious and outputs gender neutral words (“person”) more frequently than Baseline-FT. In Table 2, we note that Equalizer produces the largest number “Other” sentences. Sentences classified as Other can fall into three categories: sentences which describe both a man and a woman, sentences which mention gender neutral words and sentences which do not mention person words. 81% of the Other sentences predicted by our model contain gender neutral person words. In other words, though the number of Other sentences are high, these sentences tend to be semantically meaningful and often mention the gender neutral person words. However, by predicting “person” more frequently, this might impact the METEOR score negatively.

Right for the Right Reasons. We hypothesize that many misclassification errors occur due to the model looking at the wrong visual evidence, e.g. conditioning gender prediction on context rather than on the person’s appearance. We aim to quantitatively confirm this hypothesis as well as show that our proposed model improves this behavior by looking at the appropriate evidence, i.e. is being “right for the right reasons”. To evaluate this we rely on two visual explanation techniques: Grad-CAM [25] and saliency maps generated by occluding image regions in a sliding window fashion. Grad-CAM allows us to visualize the important evidence used by a network to make a classification decision. Unlike [25] who apply Grad-CAM to an entire caption, we visualize the evidence for generating specific words, i.e. “man” and “woman”. For a given image at a given time step of caption generation we compute the visual explanations for predicting a given word. Specifically, as we apply Grad-CAM to the last convolutional layer of our image processing network, InceptionV3 [35], we obtain 8x8 weight matrices.

In addition, we experiment alternative type of visual explanations, i.e. saliency maps. In our experiments we obtain saliency as follows. We resize an input image to 299×299 and uniformly divide it into 32×32 pixel regions, obtaining a 10×10 grid (the bottom/rightmost cells being smaller). Next, for every cell in the grid, we zero

out the respective pixels and feed the obtained “partially blocked out” image through the captioning network (similar to as was done in the occlusion sensitivity experiments in [29]). Then, for the ground-truth caption, we compute the “information loss”, i.e. the decrease in predicting the words “man” and “woman” as $-\log(p(w_t = g_m))$ and $-\log(p(w_t = g_w))$, respectively. This is similar to the top-down saliency approach of [24], who instead of zeroing out an image region, zero-out all the intermediate feature descriptors but one.

To evaluate whether the visual explanation for the predicted word is focused on a person, we rely on person masks, obtained from MS COCO ground-truth person segmentations. We use the *pointing game* evaluation [37]. We upscale visual explanations to the original image size and obtain the point with the highest weight. We then check whether this point is contained in the person mask. The accuracy is computed as a ratio of “hits” to a sum of “hits” and “misses”.

We evaluate all models on the Balanced Dataset, introduced earlier. For an easier and fair comparison we provide all models with ground-truth captions. We then follow the procedure describe above for all “man” and “woman” words present in these captions. The results are presented in Table 3 (a) and (b), for the Grad-CAM and saliency maps, respectively. For completeness we also report the random baseline, where the point with the highest weight is selected randomly. We see that Equalizer obtains the best accuracy according to the pointing game evaluation, significantly improving over the Baseline-FT and all model variants. A detailed performance breakdown reveals that our model maintains similar accuracy across “man” and “woman” words, while all the baselines (rows 2 – 4) demonstrate a large discrepancy. A similar evaluation on the actual generated captions shows the same trends. We qualitatively illustrate how our model exhibits the “right for the right reasons” behavior with the generated captions in Figures 1 and 3.

Figure 3 compares Grad-CAM visualizations for predicted gender words from our model to the Baseline-FT model, UpWeight, and Equalizer w/o ACL. We consistently see that our model looks at the person when describing gendered words. In Figure 3 (top), all other models look at the dog rather than the person and predict the gender “man” (ground truth label is “woman”). In contrast, our model looks at the person. In this particular example, the gender is somewhat ambiguous, and our model conservatively predicts “person” rather than misclassify the gender. In Figure 3 (middle), the Baseline-FT and UpWeight example both incorrectly predict the word woman and do not look at the person (note that women occur more frequently with umbrellas than men). In contrast, both the Equalizer w/o ACL and the Equalizer look at the person and predict the correct gender. Finally, in Figure 3 (bottom), all models predict the correct gender (man), but our model is the only model which looks at the person and is thus “right for the right reasons.”

5 Discussion

We present the Equalizer model which includes an Appearance Confusion Loss to encourage predictions to be confused by gender predictions when gender evidence is obscured and the Confident Loss which encourages predictions to be confident when gen-




Fig. 3: Qualitative comparison of multiple baselines and our model. In the top example, being conservative (“person”) is better than being wrong (“man”) as the gender is not obvious. In the bottom example the baselines are looking at the wrong visual evidence.

der evidence is present. To employ our Appearance Confusion Loss, we require human rationales about what is appropriate/not appropriate to consider when making gender predictions. We stress the importance of human judgment in the selection of models in scenarios involving protected classes. For example, our model can use information about clothing type (e.g., dresses) to predict a gender which may not be appropriate for certain applications or cultural contexts. Though we concentrate on gender in this work, we believe that our general framework could be applied when describing other protected attributes, e.g., race/ethnicity. The generality of Equalizer and our promising results suggest it can be a valuable tool for overcoming bias in captioning models.

Acknowledgements

We would like to thank Kate Saenko for useful comments and discussion.

Supplemental

A Content

This supplementary material provides additional quantitative and qualitative results to our main paper. The document is structured as follows.

Section B provides detailed breakdown for per-gender, per-confidence level or per-word performance of the compared approaches.

Section C shows more qualitative examples for the baselines and our model.

B Additional analysis

Performance breakdown for gender-confident and gender-neutral words We report a detailed performance breakdown for women and men (similar to Table 2 in the main paper) for MSCOCO-Bias and MSCOCO-Confident sets in Table 4 and Table 5, respectively. Overall, we observe similar trends as on MSCOCO-Balanced, reported in the main paper. Additionally, we include the ground-truth ratio of Other in each set. Recall that images in the MSCOCO-Bias set are considered “man” or “woman” if *at least one* of the five ground truth captions include a gendered word. Frequently, if one ground truth sentence includes the word “man” or “woman” other ground truth captions for the same image include gender neutral words (e.g., “person”). In the MSCOCO-Confident set, four ground truth captions must mention gender. From Table 4 we see that our full model is quite closely capturing the ground-truth ratio of Other on the MSCOCO-Bias set (0.358 vs. 0.357 for men, 0.260 vs. 0.295 for women). However, on the MSCOCO-Confident set (Table 5), our ratio of Other is higher than the true ratio. We attribute this to the conservative behavior of our model, which is not forced to predict “woman” or “man” words unless it is very certain.

| Model | Men | | | Women | | |
|--------------------|--------------|--------------|-------|--------------|--------------|-------|
| | Correct | Incorrect | Other | Correct | Incorrect | Other |
| GT | - | - | 0.358 | - | - | 0.260 |
| Baseline | 0.752 | 0.045 | 0.203 | 0.469 | 0.338 | 0.193 |
| Balanced | 0.756 | 0.046 | 0.198 | 0.478 | 0.333 | 0.189 |
| UW (10) | 0.880 | 0.068 | 0.052 | 0.610 | 0.296 | 0.093 |
| Equalizer w/o Conf | 0.755 | 0.051 | 0.194 | 0.507 | 0.307 | 0.186 |
| Equalizer w/o ACL | 0.675 | 0.045 | 0.280 | 0.564 | 0.163 | 0.273 |
| Equalizer | 0.595 | 0.048 | 0.357 | 0.579 | 0.126 | 0.295 |

Table 4: . Breakdown of prediction of classes over the MSCOCO-Biased split.

| Model | Men | | | Women | | |
|--------------------|--------------|--------------|-------|--------------|--------------|-------|
| | Correct | Incorrect | Other | Correct | Incorrect | Other |
| GT | - | - | 0.086 | - | - | 0.065 |
| Baseline | 0.862 | 0.057 | 0.081 | 0.628 | 0.303 | 0.069 |
| Balanced | 0.867 | 0.062 | 0.071 | 0.636 | 0.292 | 0.072 |
| UW (10) | 0.900 | 0.069 | 0.031 | 0.757 | 0.202 | 0.041 |
| Equalizer w/o Conf | 0.865 | 0.064 | 0.071 | 0.667 | 0.258 | 0.075 |
| Equalizer w/o ACL | 0.811 | 0.051 | 0.138 | 0.726 | 0.137 | 0.137 |
| Equalizer | 0.759 | 0.056 | 0.185 | 0.746 | 0.097 | 0.157 |

Table 5: . Breakdown of prediction of classes over the full MSCOCO-Confident split.

Performance breakdown for different levels of gender-confidence We analyze the “man” / “woman” recall (Correct prediction) for different levels of gender-confidence in the ground-truth captions of the MSCOCO-Biased set. E.g. for a given image, if only 1 annotation out of 5 mentioned a gender-specific word, we assign such image a gender-confidence 1, similarly 2, 3, 4 and 5. We plot the respective recall for ‘man’ / “woman” in Figure 4 (a), (b). As we see, the UpWeight baseline achieves high recall, even in cases where human annotators are not confident. Our model demonstrates lower recall for the low-confidence regime, as it tends to predict gender-neutral words, such as “person”. This is confirmed by the plots in Figure 4 (c), (d) (ratio for Other). Both models achieve similar recall in the high-confidence regime.

Performance breakdown for biased words As described in the main paper, we select five words which are biased towards “man” and five words which are biased towards “woman”. To choose biased words, we compute bias as is done in [4] Section 3. In Table 6, we show detailed numbers across all 10 objects. We see that the full Equalizer performs best on both error and matching the ground truth woman to man ratio.

C Qualitative Examples

In the following we always rely on Grad-CAM maps for visualization.

In Figure 5 we provide multiple examples of images where our model Equalizer predicts “person” rather than “woman” or “man”. In many cases this occurs when the gender evidence is challenging (e.g. first example where only the person’s hands and arms are visible and second example where the person’s face is occluded by the giraffe) or the person’s pose is unusual (third example). However, we also observe cases like the one at the bottom, where Equalizer predicts “person” despite looking at the clear/correct gender evidence. We attribute this to the Confident Loss term, which allows for neutral words generation when the model is uncertain about gender.

Figure 6 presents more qualitative examples for the baselines and our model. At the top we show success cases where our model predicts the right gender for the right reasons. At the bottom we show failure cases with incorrectly predicted gender and the wrong gender evidence.

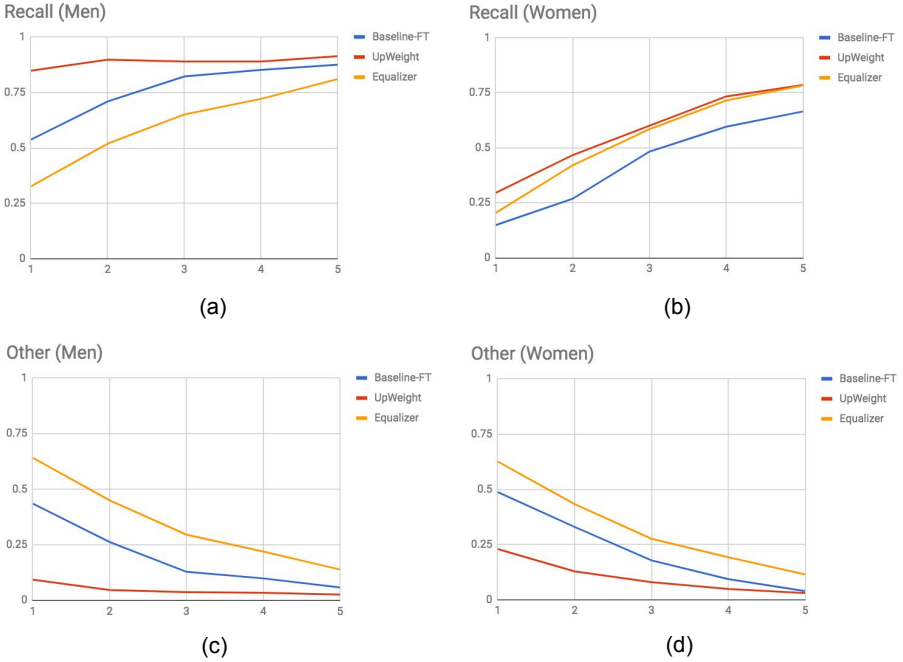


Fig. 4: Top plots show recall (Correct ratio) for different levels of gender-confidence in the ground-truth captions. Bottom plots show Other predictions for different levels of gender-confidence in ground-truth captions. All results on MSCOCO-Biased set.

| | Umbrella | Kitchen | Cell Phone | Table | Food | Skateboard | Baseball | Tie | Motorcycle | Snowboard | Average |
|--------------------|---------------|---------------|---------------|---------------|---------------|---------------|---------------|---------------|---------------|---------------|---------------|
| Error | | | | | | | | | | | |
| Baseline-FT | 0.2613 | 0.2353 | 0.1736 | 0.1664 | 0.1509 | 0.0232 | 0.0337 | 0.0276 | 0.0645 | 0.0533 | 0.1190 |
| Equalizer w/o ACL | 0.1516 | 0.1453 | 0.1227 | 0.0832 | 0.1022 | 0.0232 | 0.0292 | 0.0226 | 0.0452 | 0.0444 | 0.0770 |
| Equalizer w/o Conf | 0.2290 | 0.2215 | 0.1620 | 0.1504 | 0.1411 | 0.0219 | 0.0360 | 0.0276 | 0.0677 | 0.0533 | 0.1111 |
| Equalizer | 0.1355 | 0.1349 | 0.1181 | 0.0832 | 0.1095 | 0.0193 | 0.0337 | 0.0201 | 0.0452 | 0.0400 | 0.0739 |
| Ratio (Women:Men) | | | | | | | | | | | |
| Ground Truth | 1.500 | 1.035 | 0.912 | 0.877 | 0.749 | 0.025 | 0.047 | 0.053 | 0.099 | 0.082 | - |
| Baseline-FT | 2.884 | 0.635 | 0.677 | 0.550 | 0.545 | 0.021 | 0.077 | 0.040 | 0.028 | 0.010 | - |
| Equalizer w/o ACL | 3.164 | 0.960 | 0.967 | 0.783 | 0.703 | 0.024 | 0.089 | 0.053 | <i>0.046</i> | 0.038 | - |
| Equalizer w/o Conf | 2.767 | 0.764 | 0.760 | 0.707 | 0.653 | 0.019 | 0.096 | 0.043 | 0.032 | 0.010 | - |
| Equalizer | 3.531 | 1.070 | 0.978 | 0.838 | 0.782 | 0.029 | 0.128 | 0.061 | 0.064 | 0.081 | - |

Table 6: Breakdown of error rate and man:woman ratio for specific biased words. We see that the full Equalizer generally outperforms the Baseline-FT as well as Equalizer w/o ACL and Equalizer w/o Conf.

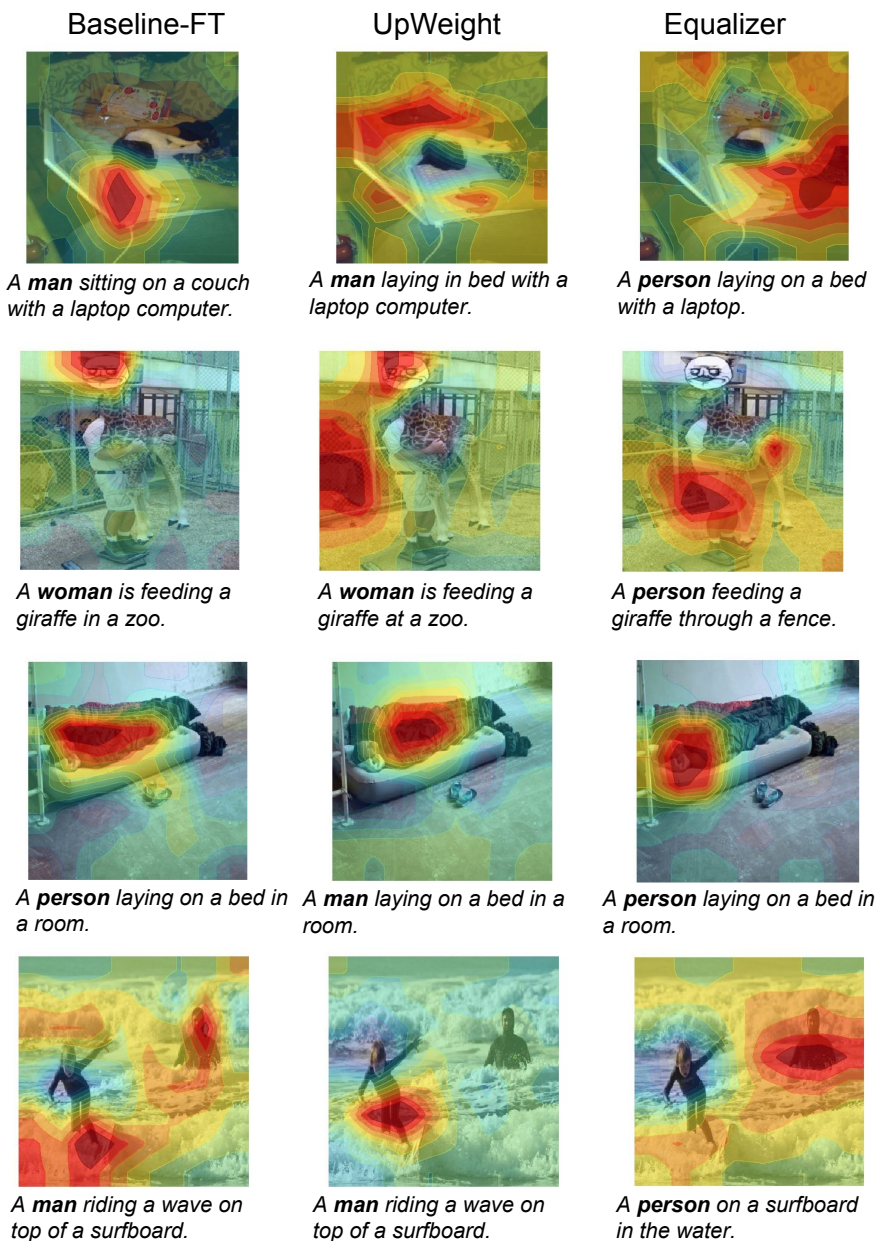


Fig. 5: Qualitative comparison of baselines and our model when our model predicts “person” rather than “woman” or “man”.




Fig. 6: Qualitative comparison of baselines and our model. At the top we show success cases where our model predicts the right gender for the right reasons. At the bottom we show failure cases with incorrectly predicted gender and the wrong gender evidence.

References

1. Torralba, A., Sinha, P.: Statistical context priming for object detection. In: IEEE International Conference on Computer Vision. Volume 1., IEEE (2001) 763–770
2. Torralba, A.: Contextual modulation of target saliency. In: Advances in neural information processing systems. (2002) 1303–1310
3. Gkioxari, G., Girshick, R., Malik, J.: Contextual action recognition with r* cnn. In: Proceedings of the IEEE international conference on computer vision. (2015) 1080–1088
4. Zhao, J., Wang, T., Yatskar, M., Ordonez, V., Chang, K.W.: Men also like shopping: Reducing gender bias amplification using corpus-level constraints. In: Proceedings of the 2017 Conference on Empirical Methods in Natural Language Processing. (2017)
5. Ryu, H.J., Mitchell, M., Adam, H.: Improving smiling detection with race and gender diversity. arXiv preprint arXiv:1712.00193 (2017)
6. Stock, P., Cisse, M.: Convnets and imagenet beyond accuracy: Explanations, bias detection, adversarial examples and model criticism. arXiv preprint arXiv:1711.11443 (2017)
7. Bolukbasi, T., Chang, K.W., Zou, J.Y., Saligrama, V., Kalai, A.T.: Man is to computer programmer as woman is to homemaker? debiasing word embeddings. In: Advances in Neural Information Processing Systems. (2016) 4349–4357
8. Buolamwini, J.A.: Gender shades: intersectional phenotypic and demographic evaluation of face datasets and gender classifiers. PhD thesis, Massachusetts Institute of Technology (2017)
9. Barocas, S., Selbst, A.D.: Big data’s disparate impact. *Cal. L. Rev.* **104** (2016) 671
10. of the President, U.S.E.O., Podesta, J.: Big data: Seizing opportunities, preserving values. White House, Executive Office of the President (2014)
11. Gordon, J., Van Durme, B.: Reporting bias and knowledge acquisition. In: Proceedings of the 2013 workshop on Automated knowledge base construction, ACM (2013) 25–30
12. Misra, I., Zitnick, C.L., Mitchell, M., Girshick, R.: Seeing through the human reporting bias: Visual classifiers from noisy human-centric labels. In: Computer Vision and Pattern Recognition (CVPR), 2016 IEEE Conference on, IEEE (2016) 2930–2939
13. van Miltenburg, E.: Stereotyping and bias in the flickr30k dataset. In: Workshop on Multi-modal Corpora: Computer vision and language processing. (2016)
14. Hardt, M., Price, E., Srebro, N., et al.: Equality of opportunity in supervised learning. In: Advances in neural information processing systems. (2016) 3315–3323
15. Dwork, C., Hardt, M., Pitassi, T., Reingold, O., Zemel, R.: Fairness through awareness. In: Proceedings of the 3rd innovations in theoretical computer science conference, ACM (2012) 214–226
16. Zhang, B.H., Lemoine, B., Mitchell, M.: Mitigating unwanted biases with adversarial learning. arXiv preprint arXiv:1801.07593 (2018)
17. Quadrianto, N., Sharmanska, V.: Recycling privileged learning and distribution matching for fairness. In: Advances in Neural Information Processing Systems. (2017) 677–688
18. Tzeng, E., Hoffman, J., Darrell, T., Saenko, K.: Simultaneous deep transfer across domains and tasks. In: Computer Vision (ICCV), 2015 IEEE International Conference on, IEEE (2015) 4068–4076
19. Zhang, X., Yu, F.X., Chang, S.F., Wang, S.: Deep transfer network: Unsupervised domain adaptation. arXiv preprint arXiv:1503.00591 (2015)
20. Quadrianto, N., Petterson, J., Smola, A.J.: Distribution matching for transduction. In: Advances in Neural Information Processing Systems. (2009) 1500–1508
21. Caruana, R., Lou, Y., Gehrke, J., Koch, P., Sturm, M., Elhadad, N.: Intelligible models for healthcare: Predicting pneumonia risk and hospital 30-day readmission. In: Proceedings of the 21th ACM SIGKDD International Conference on Knowledge Discovery and Data Mining, ACM (2015) 1721–1730

22. Tan, S., Caruana, R., Hooker, G., Lou, Y.: Detecting bias in black-box models using transparent model distillation. arXiv preprint arXiv:1710.06169 (2017)
23. Ross, A.S., Hughes, M.C., Doshi-Velez, F.: Right for the right reasons: Training differentiable models by constraining their explanations. In: International Joint Conference on Artificial Intelligence (IJCAI). (2017)
24. Ramanishka, V., Das, A., Zhang, J., Saenko, K.: Top-down visual saliency guided by captions. In: Proceedings of the IEEE Conference on Computer Vision and Pattern Recognition (CVPR). Volume 1. (2017) 7
25. Selvaraju, R.R., Cogswell, M., Das, A., Vedantam, R., Parikh, D., Batra, D.: Grad-cam: Visual explanations from deep networks via gradient-based localization. In: International Conference on Computer Vision
26. Fong, R.C., Vedaldi, A.: Interpretable explanations of black boxes by meaningful perturbation. arXiv preprint arXiv:1704.03296 (2017)
27. Ribeiro, M.T., Singh, S., Guestrin, C.: Why should i trust you?: Explaining the predictions of any classifier. In: Proceedings of the 22nd ACM SIGKDD International Conference on Knowledge Discovery and Data Mining, ACM (2016) 1135–1144
28. Zintgraf, L.M., Cohen, T.S., Adel, T., Welling, M.: Visualizing deep neural network decisions: Prediction difference analysis. arXiv preprint arXiv:1702.04595 (2017)
29. Zeiler, M.D., Fergus, R.: Visualizing and understanding convolutional networks. In: European conference on computer vision, Springer (2014) 818–833
30. Vinyals, O., Toshev, A., Bengio, S., Erhan, D.: Show and tell: A neural image caption generator. In: Computer Vision and Pattern Recognition (CVPR), 2015 IEEE Conference on, IEEE (2015) 3156–3164
31. Donahue, J., Anne Hendricks, L., Guadarrama, S., Rohrbach, M., Venugopalan, S., Saenko, K., Darrell, T.: Long-term recurrent convolutional networks for visual recognition and description. In: Proceedings of the IEEE conference on computer vision and pattern recognition. (2015) 2625–2634
32. Karpathy, A., Fei-Fei, L.: Deep visual-semantic alignments for generating image descriptions. In: Proceedings of the IEEE conference on computer vision and pattern recognition. (2015) 3128–3137
33. Xu, K., Ba, J., Kiros, R., Cho, K., Courville, A., Salakhudinov, R., Zemel, R., Bengio, Y.: Show, attend and tell: Neural image caption generation with visual attention. In: International Conference on Machine Learning. (2015) 2048–2057
34. Anderson, P., He, X., Buehler, C., Teney, D., Johnson, M., Gould, S., Zhang, L.: Bottom-up and top-down attention for image captioning and vqa. In: Proceedings of the IEEE Conference on Computer Vision and Pattern Recognition. (2018)
35. Szegedy, C., Vanhoucke, V., Ioffe, S., Shlens, J., Wojna, Z.: Rethinking the inception architecture for computer vision. In: Proceedings of the IEEE Conference on Computer Vision and Pattern Recognition. (2016) 2818–2826
36. Lin, T.Y., Maire, M., Belongie, S., Hays, J., Perona, P., Ramanan, D., Dollár, P., Zitnick, C.L.: Microsoft coco: Common objects in context. In: European conference on computer vision, Springer (2014) 740–755
37. Zhang, J., Lin, Z., Brandt, J., Shen, X., Sclaroff, S.: Top-down neural attention by excitation backprop. In: European Conference on Computer Vision, Springer (2016) 543–559
38. Lavie, M.D.A.: Meteor universal: Language specific translation evaluation for any target language. (2014) 376