

Efficient space virtualisation for Hoshen–Kopelman algorithm

M. Kotwica, P. Gronek, and K. Malarz*

AGH University of Science and Technology, Faculty of Physics and
Applied Computer Science, al. Mickiewicza 30, 30-059 Kraków, Poland

(Dated: March 21, 2022)

In this paper the efficient space virtualisation for Hoshen–Kopelman algorithm is presented. We observe minimal parallel overhead during computations, due to negligible communication costs. The proposed algorithm is applied for computation of random-site percolation thresholds for four dimensional simple cubic lattice with sites’ neighbourhoods containing next-next-nearest neighbours (3NN). The obtained percolation thresholds are $p_C(\text{NN}) = 0.19680(23)$, $p_C(2\text{NN}) = 0.08410(23)$, $p_C(3\text{NN}) = 0.04540(23)$, $p_C(2\text{NN}+\text{NN}) = 0.06180(23)$, $p_C(3\text{NN}+\text{NN}) = 0.04000(23)$, $p_C(3\text{NN}+2\text{NN}) = 0.03310(23)$, $p_C(3\text{NN}+2\text{NN}+\text{NN}) = 0.03190(23)$, where 2NN and NN stand for next-nearest neighbours and nearest neighbours, respectively.

PACS numbers: 64.60.ah, 64.60.an, 02.70.Uu, 05.10.-a, 89.70.Eg

Keywords: Complex neighbourhoods. Phase transition in finite-size systems. Applications of Monte Carlo methods in mathematical physics. Parallel computations. Message Passing Interface.

I. INTRODUCTION

Percolating systems [1–5] are examples of system where purely geometrical phase transition may be observed (see Ref. [6] for recent review). The most of percolating systems which may be mapped to real-world problems deal with two- or three-dimensional space and ranges from condensed matter physics [7] via rheology [8] and forest fires [9] to immunology [10] and quantum mechanics [11]. However, computer simulations are conducted also for systems with non-physical dimensions d (up to $d = 13$) [12–17].

In classical approach only the nearest neighbours (NN) of sites in d -dimensional system are considered. However, complex neighbourhoods may have both, theoretical [18, 19] and practical [20–25] applications. These complex neighbourhoods may include not only NN but also next-nearest neighbours (2NN) and next-next-nearest neighbours (3NN).

One of the most crucial feature describing percolating systems is a *percolation threshold* p_C . In principle, this value separates two phases in the system;

- if sites are occupied with probability $p < p_C$ the system behaves as ‘an insulator’,
- while for $p > p_C$ the system exhibit attributes of ‘a conductor’.

Namely, for $p = p_C$ the giant component containing most of occupied sites appear for the first time. The cluster of occupied sites spans from the one edge of the system to the other one (both being $(d - 1)$ -dimensional hyper-planes). This allows for direct flow of material (or current) from one to the other edge of the systems. For $p > p_C$ this flow is even easier while for $p < p_C$ the gaps of

unoccupied (empty) sites successfully prevent such flow [26].

Among so far investigated systems also four dimensional systems were considered [13–17]. The examples of percolation thresholds for four dimensional lattices and NN neighbours are presented in Tab. I.

TABLE I: The critical values of p_C for various four dimensional lattices with NN neighbours and various site coordination number z .

| lattice | z | p_C | Ref. |
|---------|-----|---------------|------|
| diamond | 5 | 0.2978(2) | [16] |
| SC | 8 | 0.196901(5) | [15] |
| SC | 8 | 0.196889(3) | [13] |
| SC | 8 | 0.1968861(14) | [14] |
| Kagomé | 8 | 0.2715(3) | [17] |
| BCC | 16 | 0.1037(3) | [16] |
| FCC | 24 | 0.0842(3) | [16] |

In this paper we

- propose an efficient space virtualisation for Hoshen–Kopelman algorithm [27] employed for occupied sites clusters labelling,
- estimate the percolation thresholds for a four dimensional simple cubic (SC) lattice with complex neighbourhoods, i.e. neighbourhoods containing various combinations of NN, 2NN and 3NN neighbours.

We note, that parallel version of Hoshen–Kopelman algorithm has been successfully applied for lattice-Boltzmann simulations [28].

* <http://home.agh.edu.pl/malarz/>; malarz@agh.edu.pl

II. METHODOLOGY

To evaluate the percolation thresholds the finite-size scaling technique [29–32] has been applied. According to this theory the quantity $X(p)$ characterising the system in the vicinity of critical point p_C scales with the system linear size L as

$$X(p; L) = L^{-x} \cdot \mathcal{F}\left((p - p_C)L^{1/\nu}\right), \quad (1)$$

where $\mathcal{F}(\cdot)$ is a scaling function, x is a scaling exponent and ν is a critical exponent associated with the correlation length [2].

For $p = p_C$ the value of $L^x X(p; L) = \mathcal{F}(0)$ does not depend on the system linear size L what allows for predicting the position of percolation threshold p_C as curves $L^x X(p; L)$ plotted for various values of L cross each other at $p = p_C$. Moreover, for appropriate selection also the value of critical exponent ν the dependencies $L^x X(p; L)$ vs. $((p - p_C)L^{1/\nu})$ collapse into a single curve independently on L .

Such technique encounters however one serious problem. Namely, numerically deduced curves $L^x X(p; L)$ for various L *rather seldom* cross each other in a single point, particularly when the number of independent simulations is not huge (see Fig. 1, where examples of dependencies $L^x X(p; L)$ for $L = 20, 40, 80$ and $R = 10^2$ (symbols) and $R = 10^4$ (lines) are presented).

The remedy for this troubles has been proposed by Bastas et al. [33, 34] and even simplified in Ref. [35]. The methodology proposed in Ref. [35] allows for estimation of percolation threshold p_C also for relatively low sampling if the quantity $X(p; L)$ is chosen smartly. Namely, as $X(p; L)$ should be chosen quantity for which scaling exponent x is equal to zero. One of such quantity is the wrapping probability

$$W(p; L) = N(p; L)/R \quad (2)$$

describing fraction of percolating lattices among R lattices constructed for pL^d occupied sites and fixed values of p and L , where d is a geometrical space dimension and $N(p; L)$ is a number of percolating lattices.

According to Refs. [33–35] instead of searching common crossing point of $L^x X(p; L)$ curves for various L one may wish to minimise

$$\lambda(p) \equiv \sum_{i \neq j} [H(p; L_i) - H(p; L_j)]^2, \quad (3)$$

where

$$H(p; L) \equiv W(p; L) + 1/W(p; L). \quad (4)$$

The minimum of $\lambda(p)$ near ‘crossing points’ of $W(p; L)$ curves plotted for various sizes L yields the estimation of percolation threshold p_C .

Such strategy allowed for estimation of percolation thresholds p_C for simple cubic lattice ($d = 3$) with complex neighbourhoods (i.e. containing up to next-next-next-nearest neighbours) with relatively low-sampling

($R = 10^4$) [35]. Unfortunately, reaching similar accuracy as in Ref. [35] for similar linear sizes of the system and for increased space dimension ($d = 4$) requires increasing sampling by one order of magnitude (to $R = 10^5$). This however makes the computations times extremely long. In order to overcome this trouble we propose efficient way of problem parallelisation.

III. COMPUTATIONS

Several numerical techniques allow for clusters of connected sites identification [27, 36–38]. Here we apply Hoshen–Kopelman algorithm [27], which allows for sites labelling in a such way, that occupied sites in the same cluster have assigned the same labels and different clusters have different labels associated with them.

The simulations were carried out on Prometheus [39], an Academic Computer Centre Cyfronet AGH-UST operated parallel supercomputer, based on Hewlett–Packard Apollo 8000 Gen9 technology. It consists of 5200 computing 2232 nodes, each with dual 12-core Xeon E5-2680v3 CPUs, interconnected by Infiniband FDR network and over 270 TB of storage space. It supports a wide range of parallel computing tools and applications, including MVAPICH2 [40] MPI implementation for C and Fortran compilers and provides 2.4 PFlops of computing performance, giving it 77th position on November 2017 edition of Supercomputer Top500 list [41].

A. Implementation

One of the problems encountered is high memory size complexity of $\mathcal{O}(L^4)$, resulting from space being a hyper-cube growing in each direction. The memory limit on the machines the program was run did not allow $L \gg 120$. Several solutions were put in consideration, once of which was splitting single simulations’ calculations between over nodes. In the classical version of the algorithm there are sequential dependencies both subsequent 3- d slices perpendicular to the axis of percolation and across any given such slice (see Fig. 2a).

If speed is to be ignored, sequential dependencies could be simply distributed across the domains. Then a domain succeeding another one in any direction (e.g. blue one succeeding red one on Fig. 2b) should be sent information on the class of sites in the area of touch (L^3 in size) as well as synchronise aliasing arrays. It could be done slice-wise or domain-wise. Slice-wise approach minimises aliasing desynchronisation while domain-wise concentrates communication.

Work between domains can be parallelised. If any domain finds a percolating cluster, it also percolates in the whole hyper-cube, if not, synchronisation of aliasing and both first and last slice cluster ID lists. It requires either totally rebuilding label array or costly label identity checks.

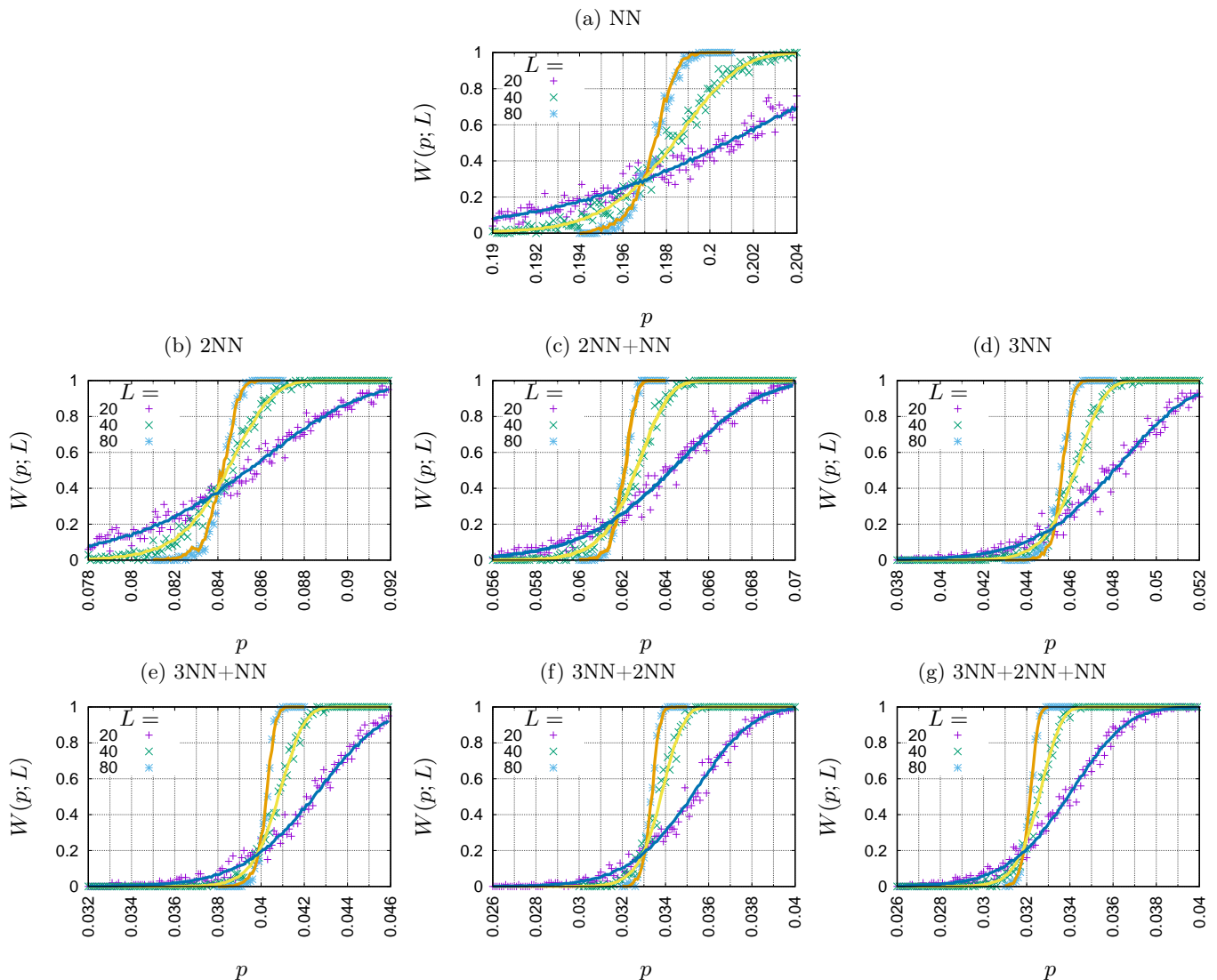


FIG. 1: (Colour online). Wrapping probability $W(p; L)$ vs. occupation probability p . The results are averaged over $R = 10^2$ (symbols) or $R = 10^4$ (lines) simulations.

Because of the aforementioned costs and complications, another approach was chosen. Parallelization was only used to accelerate calculations (see Sec. IV A) while the lack of memory problem was solved using space virtualisation.

1. Message Passing Interface

Message Passing Interface (MPI) [42] is prevailing model of parallel computation on distributed memory systems, including dedicated massively parallel processing supercomputers and cluster systems. It is constructed as a library interface, to be integrated with computer programs written in Fortran or C languages. The main advantage of MPI is its portability and ease of use. Software vendors are presented with clearly defined set of

routines that can be implement efficiently, with hardware support provided for specific computer architectures. Several well-tested open-source implementations are also available [43]. The development of MPI specification is maintained by MPI Forum [44], an academia and industry-based consortium, led by University of Tennessee, Knoxville, TN, USA.

2. Space virtualisation

Space virtualisation is possible due to the fact there are very limited information that need to be extracted from the hyper-cube, namely: does it contain at least one percolating cluster. However, any percolating cluster is also percolating for a $4-d$ slice of any depth perpendicular to the percolation axis, including any cut of

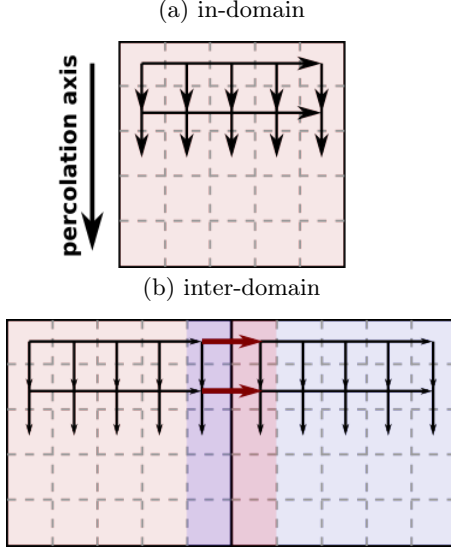


FIG. 2: (Colour online). Parallel subdomains 2- d dependencies model: in-domain across slice (thin horizontal arrows), in-domain between slices (thin vertical arrows), inter-domain (bold horizontal arrows).

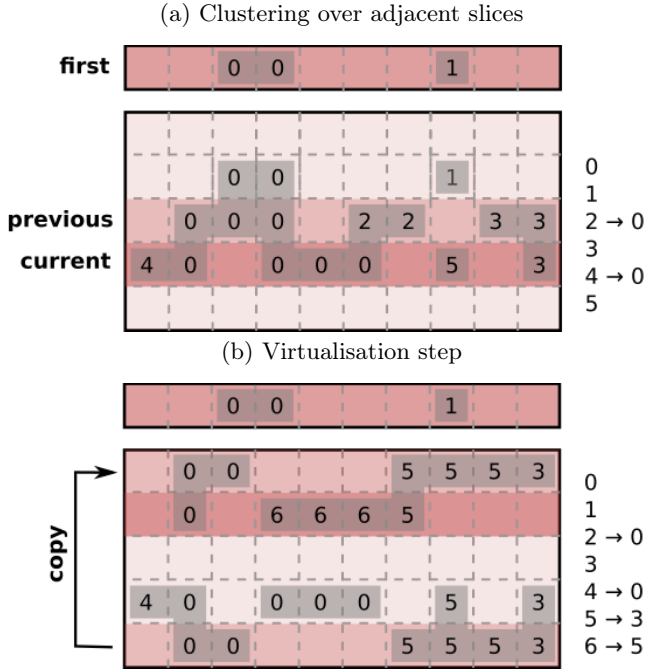


FIG. 3: (Colour online). Hyperspace buffering in virtualisation (2- d model). Total cost: $\mathcal{O}(L^4)$, like without buffering.

depth two. Indeed, clusterising any 3- d slice across the percolation axis requires its immediately preceding slice to be fully available as well as clusterised (see Fig. 2a). It implies only three slices are essentially needed for calculations: the current one, the previous one and the first one, represented on Fig. 3a).

Any iteration over slice buffer introduces additional cost of copying the last slice as the next slice's immediate predecessor. Due to that, minimal buffer of depth three is highly sub-optimal. For any buffer depth D , the additional cost of a single iteration over buffer is $\mathcal{O}(L^3)$ and $\lfloor L/D \rfloor$ such iterations are needed, for the total cost of buffering being $\mathcal{O}(L^4/D)$, which implies D should be as big as possible.

In fact, buffering can even benefit performance in some cases as smaller chunk of memory may be possible to fit in cache along with label aliasing array. If so, the cost of copying can be more than compensated by massive reduction of number of memory accesses.

3. Parallelism

Because calculations are performed sequentially along the percolation axis, sequentially both over a slice and between slices, no asymptotic speed up is gain from that. However, for each state occupation probability p , many simulations (R) are run for the results to be meaningful, which leads to the total cost of $\mathcal{O}(L^4 R)$.

As the simulations are fully independent and only their results are to be combined, the program can be speed-up by utilising parallelism over tasks. The only communication needed is collecting the results (whenever a percolating cluster was found or not) at the end of calculations, which is close to $\mathcal{O}(1)$. Theoretical cost is then $\mathcal{O}(L^4 R/N)$, where N is the number of computational nodes.

In practice it is unnecessary to map each task to a separate native process, which would require huge amounts of CPU cores (thousands to hundreds of thousands). However, each simulation has a similar execution time, which means no run-time work re-balancing is needed so MPI processes can be used with tasks distributed equally among them. Optimally, the number of processes should be a divisor of N .

Utilising more than one process per node puts additional limit on memory, which implies reduction of virtualisation buffer depth. For N nodes and C -core architecture that is:

$$D_2 = D_1/C. \quad (5)$$

This operation implies additional cost of roughly multiplying buffering costs C times, while reducing all costs C times due to multiplying the total number of tasks, which is a clear advantage. Because of that, every core is assigned a separate process.

Threading could be used within a single node but due to close to no communication between tasks, it would make the code more sophisticated with very little performance advantage (only reducing $\mathcal{O}(1)$ cost of communication).

IV. RESULTS

A. Speed-up and efficiency

One of the most frequently used performance metric of parallel processing is speedup [45, 46]. Let $\tau(L^d, 1)$ be the execution time of the sequential algorithm and let $\tau(L^d, \mathcal{N})$ be the execution of the parallel algorithm executed on \mathcal{N} processors, where L^d is the size of the computational problem. A speed-up of parallel computation is defined as

$$S(\mathcal{N}) = \frac{\tau(L^d, 1)}{\tau(L^d, \mathcal{N})} \quad (6)$$

the ratio of the sequential execution time to the parallel execution time. One would like to achieve $S(\mathcal{N}) = \mathcal{N}$, so called perfect speed-up [47]. In this case the problem size stays fixed but the number of processing elements are increased. This are referred to as strong scaling [46]. In general, it is harder to achieve good strong-scaling at larger process counts since the communication overhead for many/most algorithms increases in proportion to the number of processes used.

Another metric to measure the performance of a parallel algorithm is efficiency, \mathcal{E} , defined as

$$\mathcal{E}(\mathcal{N}) = \frac{S(\mathcal{N})}{\mathcal{N}}. \quad (7)$$

Speedup and efficiency are therefore equivalent measures, differing only by the constant factor \mathcal{N} .

Fig. 4 demonstrates minimal parallel overhead observed during computations, due to negligible communication costs (see Sec. III A 3).

B. Percolation thresholds

In Fig. 5 we plot wrapping probabilities $W(p; L)$ vs. occupation probability p for various systems sizes L ($40 \leq L \leq 140$) and various complex neighbourhoods (which contain various neighbours from NN to 3NN+2NN+NN). In the same figure we also present the dependencies $\lambda(p)$ in semi-logarithmic scale. The local minimum of $\lambda(p)$ near the interception of $W(p; L)$ for various L indicates the percolation threshold p_C obtained with Bastats et al. algorithm.

As we can see in Fig. 5 the true value of p_C is hidden in the interval of the length of $2\Delta p$, where $\Delta p = 10^{-4}$ is the scanning step of occupation probability p . With believe that true value of p_C is homogeneously distributed in this interval we can estimate the uncertainty of the percolation threshold $u(p_C) = 2\Delta p/\sqrt{3} \approx 0.00023$.

The estimated values of p_C together with its uncertainties are collected in Tab. II. The table shows also the coordination numbers z of sites for every considered complex neighbourhoods ranging from NN to 3NN+2NN+NN.

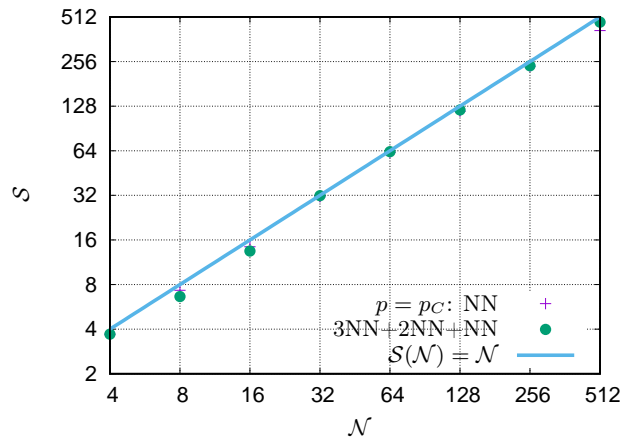


FIG. 4: (Colour online). Speed-up S evaluation for sites labeling at $p = p_C$ for NN and 3NN+2NN+NN neighbourhoods and various number of processors \mathcal{N} . The values of $\tau(L^d, 1)$ are evaluated for $L = 100$ and batch file (Listing 3) parameters ‘-N 1’ (single node) and ‘-ntasks-per-node=1’ (single core), while for $\tau(L^d, \mathcal{N})$ evaluation we set ‘-N 4’ (and subsequently ‘-N 8’, ‘-N 16’, ‘-N 32’, ‘-N 64’, ‘-N 128’, ‘-N 256’, ‘-N 512’) and again for a single core (‘-ntasks-per-node=1’). The results are averaged over $R = 10^4$ simulations.

TABLE II: The values of percolation thresholds p_C for SC lattice in four dimensional space ($d = 4$) and for various neighbourhoods as deduced from Fig. 5.

| neighbourhood | z | p_C |
|---------------|-----|-------------|
| NN | 8 | 0.19680(23) |
| 2NN | 24 | 0.08410(23) |
| 2NN+NN | 32 | 0.06190(23) |
| 3NN | 32 | 0.04540(23) |
| 3NN+NN | 40 | 0.04000(23) |
| 3NN+2NN | 58 | 0.03310(23) |
| 3NN+2NN+NN | 64 | 0.03190(23) |

V. CONCLUSIONS

In this paper the memory virtualization for Hoshen-Kopelman [27] is presented. Due to minimal and constant cost of communication between processes the perfect speed-up ($S(\mathcal{N}) \approx \mathcal{N}$) is observed.

The achieved speed-up allows for computation—in reasonable time—the wrapping probabilities $W(p; L)$ (Eq. (2)) up to linear size of $L = 140$ in $d = 4$ dimensional space, i.e. for systems containing 3.8416×10^{12} sites.

The finite-size scaling technique (see Eq. (1) and Sec. II) combined with Bastas et al. technique [33–35] allows for estimation of percolation thresholds for simple cubic lattice in $d = 4$ and for neighbourhoods ranging from NN to 3NN+2NN+NN with the accuracy $u(p_C) = 23 \times 10^{-5}$.

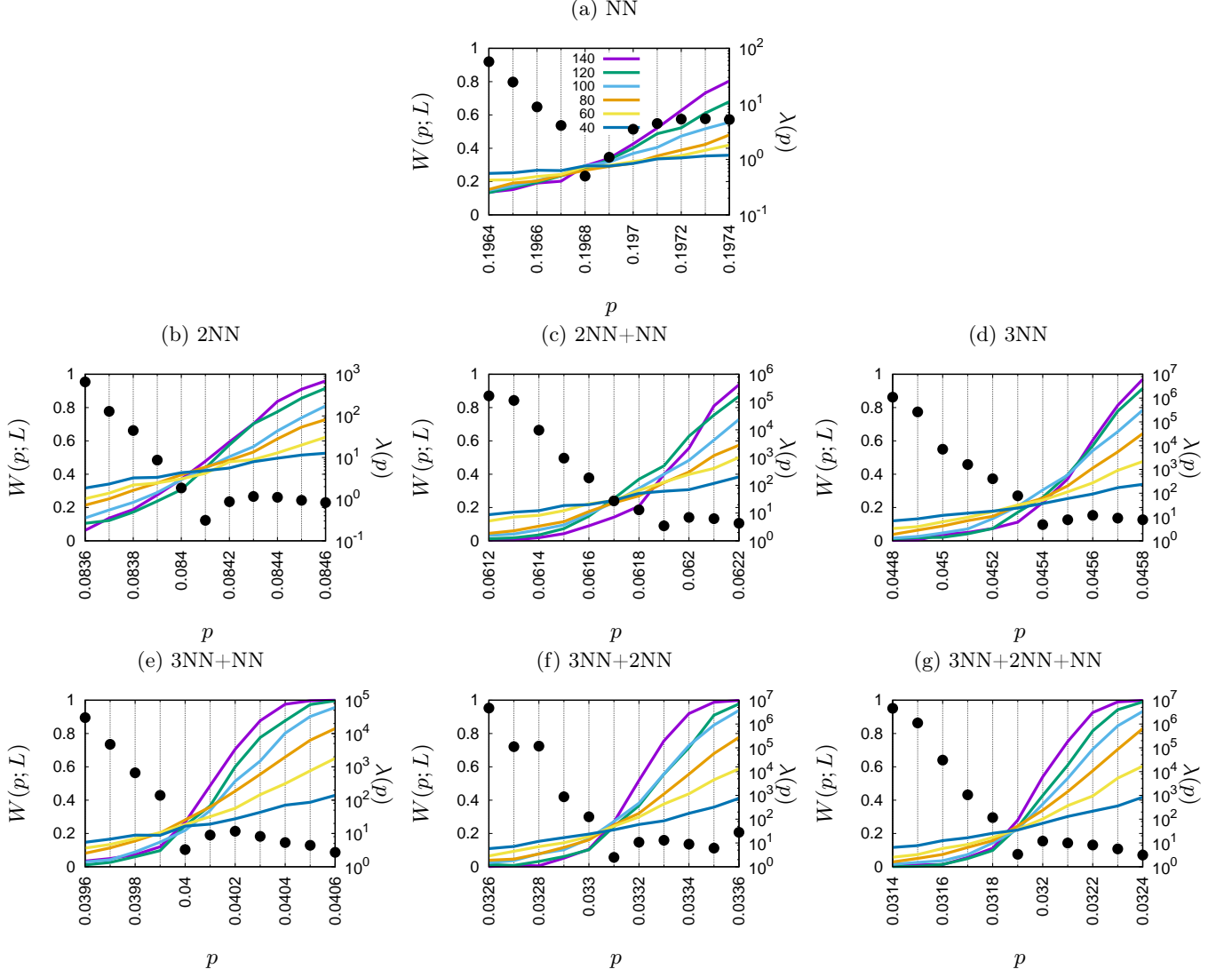


FIG. 5: (Colour online). Wrapping probability $W(p; L)$ (lines, left axis) and the value $\lambda(p)$ (symbols, right axis) vs. occupation probability p . The results are averaged over $R = 10^5$ simulations.

The estimated values of p_C together with its uncertainties are collected in Tab. II. Our results enriches earlier studies regarding percolation thresholds for complex neighbourhoods on square [48] or three-dimensional SC [35, 49] lattices.

ACKNOWLEDGMENTS

This work was financed by PL-Grid infrastructure and partially supported by AGH-UST statutory tasks No. 11.11.220.01/2 within subsidy of the Ministry of Science and Higher Education.

Appendix A: Program description

The program (Listing 1) was written in Fortran 95 [50] and compiled using Intel Fortran compiler ifort. It follows purely procedural paradigm while utilising some array-manipulation features.

The programs parameters are read from command line. All of them are integers and should be simply written one after another, as all of them are mandatory. They are the following:

- **L** — linear size of the problem,
- **p_min** — minimal occupation probability to be checked,
- **p_max** — maximal occupation probability to be checked,

- **p_step** — loop step over probabilities range,
- **N_run** — number of simulations for each value of p .

All the parameters and dynamically allocated memory is the same through all the program, which loops through over the examined range of probability from **p_min** to **p_max** with step **p_step**. For any given p , all processes run subsequent tasks in parallel to each other, only sending results to the main process (through **MPI_sum**) after finishing all the tasks for the given value of p .

Sites are given labels according to Hoshen–Kopelman algorithm. There are two kinds of special labels: **FILL_LABEL**, having the lowest possible value, and **EMPTY_LABEL**, having the highest one. Each new casual label is given a successively increasing number. Thanks to that, reclassifying requires no filling checking (although aliasing still does) and checking for percolation is a simple comparison of labels after reclassification: any label with value less than the last label of the first slice is percolating (**HAS_PERCOLATION** function).

Hyper-cubic space is virtualised (see Sec. III A) with merged filling and labelling (conditional at l. 173). Then if a new cluster is made (function **IS_NEW_CLUSTER**), the site is given a label represented by a successive integer number. If not, cluster surrounding the site are merged (subroutine **MERGE_CLUSTER**). At the end of the buffer (l. 202–209), the last line is copied before the starting line and the process starts again until the virtual depth of L . The first slice is additionally stored separately (l. 191–199).

The program contains basic time measurement.

Appendix B: Source files

The program uses main program (Listing 1), makefile (Listing 2) and batch file (Listing 3).

Makefile is a standard single-target building tool. It provides two commands: ‘build’ (or ‘all’) and ‘clean’. Four parameters can be changed:

- **FC** — Fortran compiler to be used,
- **PAR_FC** — Fortran parallel (MPI) compiler to be used,
- **RM** — cleaning operation,
- **SRC** — source file.

Batch file runs the executable as a new task on cluster. It contains both program’s run-time parameters and task parameters. Task parameters are the following:

- **-J <name>** — name of the task,
- **-N <number>** — number of nodes to run the task on,
- **-ntasks-per-node=<number>** — number of tasks per node, optimally the same as the number of cores on the given architecture,
- **-time=<HH:MM:SS>** — time limit for the task,
- **-A <grant>** — name of the computational grant,
- **-output=<file>** — file to which the output will be redirected,
- **-error=<file>** — file to which the error information will be redirected.

-
- [1] S. R. Broadbent and J. M. Hammersley, “Percolation processes,” *Mathematical Proceedings of the Cambridge Philosophical Society* **53**, 629–641 (1957); H. L. Frisch, E. Sonnenblick, V. A. Vyssotsky, and J. M. Hammersley, “Critical percolation probabilities (site problem),” *Physical Review* **124**, 1021–1022 (1961); H. L. Frisch, J. M. Hammersley, and D. J. A. Welsh, “Monte Carlo estimates of percolation probabilities for various lattices,” *Physical Review* **126**, 949–951 (1962).
 - [2] D. Stauffer and A. Aharony, *Introduction to Percolation Theory*, 2nd ed. (Taylor and Francis, London, 1994).
 - [3] B. Bollobás and O. Riordan, *Percolation* (Cambridge UP, Cambridge, 2006).
 - [4] H. Kesten, *Percolation Theory for Mathematicians* (Birkhauser, Boston, 1982).
 - [5] M. Sahimi, *Applications of Percolation Theory* (Taylor and Francis, London, 1994).
 - [6] A. A. Saberi, “Recent advances in percolation theory and its applications,” *Physics Reports* **578**, 1–32 (2015).
 - [7] J. P. Clancy, A. Lupascu, H. Gretarsson, Z. Islam, Y. F. Hu, D. Casa, C. S. Nelson, S. C. LaMarra, G. Cao, and Young-June Kim, “Dilute magnetism and spin-orbital percolation effects in $\text{Sr}_2\text{Ir}_{1-x}\text{Rh}_x\text{O}_4$,” *Physical Review B* **89**, 054409 (2014); J. Silva, R. Simoes, S. Lanceros-Mendez, and R. Vaia, “Applying complex network theory to the understanding of high-aspect-ratio carbon-filled composites,” *EPL* **93**, 37005 (2011); P. R. Shearing, D. J. L. Brett, and N. P. Brandon, “Towards intelligent engineering of soft electrodes: a review of advanced microstructural characterisation techniques,” *International Material Reviews* **55**, 347–363 (2010); B. I. Halperin and D. J. Bergman, “Heterogeneity and disorder: Contributions of Rolf Landauer,” *Physica B* **405**, 2908–2914 (2010).

- [8] S. C. Mun, M. Kim, K. Prakashan, H. J. Jung, Y. Son, and O. O. Park, “A new approach to determine rheological percolation of carbon nanotubes in microstructured polymer matrices,” *Carbon* **67**, 64–71 (2014); Y. Amiaz, S. Sorek, Y. Enzel, and O. Dahan, “Solute transport in the vadose zone and groundwater during flash floods,” *Water Resources Research* **47**, W10513 (2011); S. F. Bolandtaba and A. Skauge, “Network modeling of EOR processes: A combined invasion percolation and dynamic model for mobilization of trapped oil,” *Transport in Porous Media* **89**, 357–382 (2011); V. V. Mourzenko, J. F. Thovert, and P. M. Adler, “Permeability of isotropic and anisotropic fracture networks, from the percolation threshold to very large densities,” *Physical Review E* **84**, 036307 (2011).
- [9] S. R. Abades, A. Gaxiola, and P. A. Marquet, “Fire, percolation thresholds and the savanna forest transition: a neutral model approach,” *Journal of Ecology* **102**, 1386–1393 (2014); G. Camelo-Neto and S. Coutinho, “Forest-fire model with resistant trees,” *Journal of Statistical Mechanics—Theory and Experiment* **2011**, P06018 (2011); N. Guisoni, E. S. Loscar, and E. V. Albano, “Phase diagram and critical behavior of a forest-fire model in a gradient of immunity,” *Physical Review E* **83**, 011125 (2011); A. Simeoni, P. Salinesi, and F. Morandini, “Physical modelling of forest fire spreading through heterogeneous fuel beds,” *International Journal of Wildland Fire* **20**, 625–632 (2011); K. Malarz, S. Kaczanowska, and K. Kułakowski, “Are forest fires predictable?” *International Journal of Modern Physics C* **13**, 1017–1031 (2002).
- [10] J. L. Silverberg, A. R. Barrett, M. Das, P. B. Petersen, L. J. Bonassar, and I. Cohen, “Structure-function relations and rigidity percolation in the shear properties of articular cartilage,” *Biophysical Journal* **107**, 1721–1730 (2014); S. U. Suzuki and A. Sasaki, “How does the resistance threshold in spatially explicit epidemic dynamics depend on the basic reproductive ratio and spatial correlation of crop genotypes?” *Journal of Theoretical Biology* **276**, 117–125 (2011); J. Lindquist, J. Ma, P. van den Driessche, and F. H. Willeboordse, “Effective degree network disease models,” *Journal of Mathematical Biology* **62**, 143–164 (2011); E. N. Naumova, J. Gorski, and Yu. N. Naumov, “Simulation studies for a multistage dynamic process of immune memory response to influenza: experiment in silico,” *Ann. Zool. Fenn.* **45**, 369–384 (2008); W. Floyd, L. Kay, and M. Shapiro, “Some elementary properties of SIR networks or, can I get sick because you got vaccinated?” *Bulletin of Mathematical Biology* **70**, 713–727 (2008).
- [11] Th. Chandrashekar, C. M. Busch, “Quantum percolation and transition point of a directed discrete-time quantum walk,” *Scientific Reports* **4**, 6583 (2014).
- [12] D. Stauffer and R. M. Ziff, “Reexamination of seven-dimensional site percolation threshold,” *International Journal of Modern Physics C* **11**, 205–209 (2000).
- [13] G. Paul, R. M. Ziff, and H. E. Stanley, “Percolation threshold, Fisher exponent, and shortest path exponent for four and five dimensions,” *Physical Review E* **64**, 026115 (2001).
- [14] P. Grassberger, “Critical percolation in high dimensions,” *Physical Review E* **67**, 036101 (2003).
- [15] H. G. Ballesteros, L. A. Fernández, V. Martín-Mayor, A. Muñoz Sudupe, G. Parisi, and J. J. Ruiz-Lorenzo, “Measures of critical exponents in the four-dimensional site percolation,” *Physics Letters B* **400**, 346–351 (1997).
- [16] S. C. van der Marck, “Calculation of percolation thresholds in high dimensions for fcc, bcc and diamond lattices,” *International Journal of Modern Physics C* **09**, 529–540 (1998).
- [17] S. C. van der Marck, “Site percolation and random walks on d -dimensional Kagomé lattices,” *Journal of Physics A: Mathematical and General* **31**, 3449 (1998).
- [18] A. S. Balankin, M. A. Martinez-Cruz, O. Susarrey-Huerta, and L. Damian Adame, “Percolation on infinitely ramified fractal networks,” *Physics Letters A* **382**, 12–19 (2018).
- [19] T. Khatun, T. Dutta, and S. Tarafdar, “‘Islands in sea’ and ‘lakes in mainland’ phases and related transitions simulated on a square lattice,” *European Physical Journal B* **90**, 213 (2017).
- [20] X. Gratens, A. Paduan-Filho, V. Bindilatti, N. F. Oliveira, Jr., and Y. Shapira, “Magnetization-step spectra of $(\text{CH}_3\text{-NH}_3)_2\text{Mn}_x\text{Cd}_{1-x}\text{Cl}_4$ at 20 mK: Fine structure and the second-largest exchange constant,” *Physical Review B* **75**, 184405 (2007).
- [21] G. Bianconi, “Superconductor-insulator transition in a network of 2d percolation clusters,” *EPL* **101**, 26003 (2013).
- [22] M. Masin, L. Bergqvist, J. Kudrnovsky, M. Kotrla, and V. Drchal, “First-principles study of thermodynamical properties of random magnetic overlayers on fcc-Cu(001) substrate,” *Physical Review B* **87**, 075452 (2013).
- [23] G. Lang, L. Veyrat, U. Graefe, F. Hammerath, D. Paar, G. Behr, S. Wurmehl, and H. J. Grafe, “Spatial competition of the ground states in 1111 iron pnictides,” *Physical Review B* **94**, 014514 (2016).
- [24] Yu. Perets, L. Aleksandrovych, M. Melnychenko, O. Lazarenko, L. Vovchenko, and L. Matzui, “The electrical properties of hybrid composites based on multiwall carbon nanotubes with graphite nanoplatelets,” *Nanoscale Research Letters* **12**, 406 (2017).
- [25] A. Haji-Akbari, N. Haji-Akbari, and R. M. Ziff, “Dimer covering and percolation frustration,” *Physical Review E* **92**, 032134 (2015).
- [26] The terminology of material flow between edges of the system comes from the original papers introducing the percolation term [1] in the subject of rheology.
- [27] J. Hoshen and R. Kopelman, “Percolation and cluster distribution. 1. cluster multiple labeling technique and critical concentration algorithm,” *Physical Review B* **14**, 3438–3445 (1976).
- [28] S. Frijters, T. Krüger, and J. Harting, “Parallelised Hoshen–Kopelman algorithm for lattice-Boltzmann simulations,” *Computer Physics Communications* **189**, 92–98 (2015).
- [29] M. E. Fisher, in *Critical Phenomena*, edited by M. S. Green (Academic Press, London, 1971) p. 1.
- [30] V. Privman, “Finite-size scaling theory,” in *Finite size scaling and numerical simulation of statistical systems*, edited by V. Privman (World Scientific, Singapore, 1990) p. 1.
- [31] K. Binder, in *Computational Methods in Field Theory*, edited by C. B. Lang and H. Gausterer (Springer, Berlin, 1992).
- [32] D. P. Landau and K. Binder, *A Guide to Monte Carlo Simulations in Statistical Physics*, 2nd ed. (Cambridge UP, Cambridge, 2005).

- [33] N. Bastas, K. Kosmidis, and P. Argyrakis, “Explosive site percolation and finite-size hysteresis,” *Physical Review E* **84**, 066112 (2011).
- [34] N. Bastas, K. Kosmidis, P. Giazitzidis, and M. Maragakis, “Method for estimating critical exponents in percolation processes with low sampling,” *Physical Review E* **90**, 062101 (2014).
- [35] K. Malarz, “Simple cubic random-site percolation thresholds for neighborhoods containing fourth-nearest neighbors,” *Physical Review E* **91**, 043301 (2015).
- [36] P. L. Leath, “Cluster shape and critical exponents near percolation threshold,” *Physical Review Letter* **36**, 921–924 (1976).
- [37] M. E. J. Newman and R. M. Ziff, “Fast Monte Carlo algorithm for site or bond percolation,” *Physical Review E* **64**, 016706 (2001).
- [38] I. V. Torin, “New algorithm to test percolation conditions within the Newman–Ziff algorithm,” *International Journal of Modern Physics C* **25**, 1450064 (2014).
- [39] “Prometheus,” Academic Computer Center Cyfronet AGH-UST, Kraków, Poland. Accessed: 2018-03-14.
- [40] “MVAPICH: MPI over InfiniBand, Omni-Path, Ethernet/iWARP, and RoCE,” Network-Based Computing Laboratory, Ohio State University, Columbus, OH. Accessed: 2018-03-14.
- [41] “The TOP500 list,” NERSC/Lawrence Berkeley National Laboratory, University of Tennessee, Knoxville, Prometheus GmbH, Sinsheim, Germany. Accessed: 2018-03-14.
- [42] W. Gropp, E. Lusk, and A. Skjellum, *Using MPI*, 3rd ed. (MIT Press, 2014); W. Gropp, T. Hoefler, R. Thakur, and E. Lusk, *Using Advanced MPI* (MIT Press, 2014).
- [43] “MPICH—A high-performance and widely portable implementation of the Message Passing Interface,” Argonne National Laboratory, Argonne, IL. Accessed: 2018-03-14.
- [44] “MPI forum—standardization forum for the Message Passing Interface,” (2017), TU München, University of Tennessee, Knoxville, TN, US. Accessed: 2018-03-14.
- [45] X. Wu, *Performance Evaluation, Prediction and Visualization of Parallel Systems* (Springer, 1999).
- [46] L. R. Scott, T. Clark, and B. Bagheri, *Scientific Parallel Computing* (Princeton University Press, Princeton, NJ, 2005).
- [47] G. M. Amdahl, “Validity of the single processor approach to achieving large scale computing capabilities,” in *Proceedings of the April 18-20, 1967, Spring Joint Computer Conference*, AFIPS ’67 (Spring) (ACM, New York, NY, USA, 1967) pp. 483–485.
- [48] K. Malarz and S. Galam, “Square-lattice site percolation at increasing ranges of neighbor bonds,” *Physical Review E* **71**, 016125 (2005); S. Galam and K. Malarz, “Restoring site percolation on damaged square lattices,” *Physical Review E* **72**, 027103 (2005); M. Majewski and K. Malarz, “Square lattice site percolation thresholds for complex neighbourhoods,” *Acta Physica Polonica B* **38**, 2191–2199 (2007).
- [49] Ł. Kurzawski and K. Malarz, “Simple cubic random-site percolation thresholds for complex neighbourhoods,” *Reports on Mathematical Physics* **70**, 163–169 (2012).
- [50] W. Gehrke, *Fortran 95 Language Guide* (Springer-Verlag, London, 1996).

Listing 1: Fortran95 code allowing for direct reproduction of the results presented in Figs. 1 and 5.

```

1 program pi_4d_2n3n4n
2   use ifort, only: rand
3   use mpi
4   implicit none
5
6   ! time measurement
7   real :: start, finish
8
9   ! random seed
10  integer :: seed
11
12  ! loop counters
13  integer :: i_main, i, j, k, m, hb
14  integer :: irun, N_run, maxlabel
15
16  ! maximum L so that the whole hypercube fits into the buffer,
17  ! determines buffer's size as (MAX_L+4)**4
18  integer, parameter :: MAX_L = 110
19
20  ! minimum depth of the buffer
21  ! the lower, the flatter it can get (and more copying is involved)
22  ! depth is the first dimension (i) so the copying cost should be minimal
23  integer, parameter :: MIN_DEPTH = 10
24
25  ! hypercube's edge's length (and length with reserved space)
26  ! experimental limit is L = 418 (L+4 = 422)
27  integer :: L, L4
28
29  ! probability of filling a site
30  real :: p, p_min, p_max, p_step
31
32  ! percentage of systems with a percolating cluster

```

```

33 double precision :: perc_local, perc
34
35 ! label for each site
36 integer, dimension(:,:,:), allocatable :: label
37
38 ! label reduction (aliasing) table
39 integer, dimension(:), allocatable :: iclass
40
41 ! label for filled sites, has to be smaller than any other label
42 integer :: FILL_LABEL
43
44 ! label for empty sites, has to be greater than any other label
45 integer :: EMPTY_LABEL
46
47 ! communication
48 integer :: world_comm, nproc, rank, root_rank, ierror
49
50 ! string buffer
51 character(len=20) :: str_buffer
52
53 !-----
54
55
56 ! start communication
57
58 world_comm = MPI_Comm_World
59 call MPI_Init(ierror)
60 call MPI_Comm_Size(world_comm, nproc, ierror)
61 call MPI_Comm_Rank(world_comm, rank, ierror)
62 root_rank = 0
63
64 !-----
65 ! start random engine
66
67 call system_clock(seed) ! any random seed, basically
68 call srand(seed)
69
70 !-----
71 ! read options
72
73 if(rank == root_rank) then
74     call cpu_time(start)
75 end if
76
77 !-----
78 ! read parameters
79
80 if(command_argument_count() < 5) then
81     if(rank == root_rank) then
82         print *, 'Too few arguments, expected 5: L, p_min, p_max, p_step, N_run'
83     end if
84     call abort
85 end if
86
87 str_buffer = ""
88 call get_command_argument(1, str_buffer)
89 read(str_buffer, fmt="(I)") L
90 str_buffer = ""
91 call get_command_argument(2, str_buffer)
92 read(str_buffer, fmt="(F)") p_min
93 str_buffer = ""
94 call get_command_argument(3, str_buffer)
95 read(str_buffer, fmt="(F)") p_max
96 str_buffer = ""
97 call get_command_argument(4, str_buffer)
98 read(str_buffer, fmt="(F)") p_step
99 str_buffer = ""
100 call get_command_argument(5, str_buffer)
101 read(str_buffer, fmt="(I)") N_run
102

```

```

103 L4 = L**4
104
105 if(rank == root_rank) then
106   print *, '#_4D:_2N3N4N'
107   print *, '#_L_N_run_L4'
108   print *, '#', L, N_run, L4
109 end if
110
111 

---


112 ! read parameters
113 ! allocate buffer, cluster classes etc.
114
115 associate(depth => space_depth(L+4, L+4, L+4, L+4))
116 if(depth /= L+4) then
117   ! buffering can even give a minor speedup
118   if(depth > MIN_DEPTH) then
119     if(rank == root_rank) then
120       print *, '#_Big_L_value._Buffering_with_size:_', depth
121     end if
122   else
123     if(rank == root_rank) then
124       print *, '#_Too_big_L_value._Abort'
125     end if
126     call abort
127   end if
128 end if
129
130 allocate(label(depth, L+4, L+4, L+4))
131 allocate(iclass(L4/2+2))
132 FILL_LABEL = lbound(iclass, 1)
133 EMPTY_LABEL = ubound(iclass, 1)
134 end associate
135
136 

---


137 ! main calculations part
138
139 ! all processes share the same probability...
140 do p = p_min, p_max, p_step
141
142   perc_local = 0.0d0
143
144   ! ...but each process calculates a separate simulation
145   do irun = rank+1, N_run, nproc
146     call initialize(maxlabel, label, iclass)
147
148     ! over the edge with buffer depth as step
149     do i_main = 0, L-1, size(label,1)-4
150       hb = min(ubound(label,1)-2, L-1 - i_main + lbound(label,1)+2)
151
152       do i = lbound(label,1)+2, hb
153         do j = lbound(label,2)+2, ubound(label,2)-2
154           do k = lbound(label,3)+2, ubound(label,3)-2
155             do m = lbound(label,4)+2, ubound(label,4)-2
156               ! labeling clusters
157
158               ! fill randomly + check whether filled or not == just rand
159               if(rand() < p) then
160                 if(is_new_cluster(label, i, j, k, m)) then
161                   maxlabel = maxlabel+1
162                   label(i,j,k,m) = maxlabel
163                 else
164                   call merge_clusters(label, i, j, k, m, iclass)
165                 end if
166               else
167                 label(i,j,k,m) = EMPTY_LABEL
168               end if
169             end do
170           end do
171         end do
172       end do

```

```

173
174     if(i_main < (L+2) - (size(label,1)-4)) then
175         ! 3D space first in depth
176         ! saved in unused last space as it will be used later
177         if(i_main == 0) then
178             do j = lbound(label,2)+2, ubound(label,2)-2
179                 do k = lbound(label,3)+2, ubound(label,3)-2
180                     do m = lbound(label,4)+2, ubound(label,4)-2
181                         label(ubound(label,1), j, k, m) = label(lbound(label,1)+2, j, k, m)
182                     end do
183                 end do
184             end do
185         end if
186
187         ! wrapping buffer around
188         do j = lbound(label,2)+2, ubound(label,2)-2
189             do k = lbound(label,3)+2, ubound(label,3)-2
190                 do m = lbound(label,4)+2, ubound(label,4)-2
191                     label(lbound(label,1)+0, j, k, m) = label(hb-1, j, k, m)
192                     label(lbound(label,1)+1, j, k, m) = label(hb-0, j, k, m)
193                 end do
194             end do
195         end do
196     end if
197 end do
198
199     ! checking if a cluster is spanning whole system
200
201     ! first 3D space in depth is stored in unused buffer's part
202     maxlabel = max_source_label(label, ubound(label,1))
203
204     if(has_percolation(label, hb, maxlabel)) then
205         perc_local = perc_local + 1.0d0/(1.0d0*N_run)
206     end if
207 end do
208
209 !-----
210 ! get stats from all processes into root process
211
212     call MPI_Reduce(perc_local, perc, 1, MPI_Double_Precision, MPI_Sum, &
213                    root_rank, world_comm, ierror)
214
215     ! combine stats
216     if(rank == root_rank) then
217         print '(F10.6,1X,F7.3)', p, perc
218     end if
219 end do
220
221 !-----
222 ! deallocate buffer, cluster classes etc.
223
224     deallocate(label)
225     deallocate(iclass)
226
227 !-----
228 ! show time information
229
230     if(rank == root_rank) then
231         call cpu_time(finish)
232         print '("#_Time_=",f20.3,"_seconds.")', finish-start
233     end if
234
235 !-----
236 ! finalize communication
237     call MPI_Finalize(ierror)
238
239 contains
240
241 !-----
242 ! calculate space depth

```

```

243 integer pure function space_depth(N, M, K, L)
244   integer, intent(in) :: N, M, K, L
245
246   space_depth = min((MAX_L+4)**4 / (M*K*L) - 4, N)
247 end function space_depth
248
249 

---


250 ! initialize perlocation to zero
251 subroutine initialize(maxlabel, label, iclass)
252   integer, intent(out) :: maxlabel
253   integer, intent(out), dimension(:, :, :, :) :: label
254   integer, intent(out), dimension(:) :: iclass
255
256   maxlabel = FILL_LABEL + 1
257   label(:, :, :, :) = EMPTY_LABEL
258
259   do i = lbound(iclass, 1), ubound(iclass, 1)
260     iclass(i) = i
261   end do
262 end subroutine
263
264 

---


265 ! whether the given site makes a new cluster
266 logical pure function is_new_cluster(label, i, j, k, m)
267   integer, intent(in), dimension(:, :, :, :) :: label
268   integer, intent(in) :: i, j, k, m
269
270   is_new_cluster = label(i-1, j, k, m) == EMPTY_LABEL .and. &
271                   label(i, j-1, k, m) == EMPTY_LABEL .and. &
272                   label(i, j, k-1, m) == EMPTY_LABEL .and. &
273                   label(i, j, k, m-1) == EMPTY_LABEL .and. &
274
275                   label(i-1, j-1, k, m) == EMPTY_LABEL .and. &
276                   label(i-1, j+1, k, m) == EMPTY_LABEL .and. &
277                   label(i-1, j, k-1, m) == EMPTY_LABEL .and. &
278                   label(i-1, j, k+1, m) == EMPTY_LABEL .and. &
279                   label(i-1, j, k, m-1) == EMPTY_LABEL .and. &
280                   label(i-1, j, k, m+1) == EMPTY_LABEL .and. &
281                   label(i, j-1, k-1, m) == EMPTY_LABEL .and. &
282                   label(i, j-1, k+1, m) == EMPTY_LABEL .and. &
283                   label(i, j-1, k, m-1) == EMPTY_LABEL .and. &
284                   label(i, j-1, k, m+1) == EMPTY_LABEL .and. &
285                   label(i, j, k-1, m-1) == EMPTY_LABEL .and. &
286                   label(i, j, k-1, m+1) == EMPTY_LABEL .and. &
287
288                   label(i, j-1, k-1, m-1) == EMPTY_LABEL .and. &
289                   label(i, j-1, k+1, m-1) == EMPTY_LABEL .and. &
290                   label(i, j-1, k-1, m+1) == EMPTY_LABEL .and. &
291                   label(i, j-1, k+1, m+1) == EMPTY_LABEL .and. &
292                   label(i-1, j, k-1, m-1) == EMPTY_LABEL .and. &
293                   label(i-1, j, k+1, m-1) == EMPTY_LABEL .and. &
294                   label(i-1, j, k-1, m+1) == EMPTY_LABEL .and. &
295                   label(i-1, j, k+1, m+1) == EMPTY_LABEL .and. &
296                   label(i-1, j-1, k, m-1) == EMPTY_LABEL .and. &
297                   label(i-1, j+1, k, m-1) == EMPTY_LABEL .and. &
298                   label(i-1, j-1, k, m+1) == EMPTY_LABEL .and. &
299                   label(i-1, j+1, k, m+1) == EMPTY_LABEL .and. &
300                   label(i-1, j-1, k-1, m) == EMPTY_LABEL .and. &
301                   label(i-1, j+1, k-1, m) == EMPTY_LABEL .and. &
302                   label(i-1, j-1, k+1, m) == EMPTY_LABEL .and. &
303                   label(i-1, j+1, k+1, m) == EMPTY_LABEL .and. &
304 end function is_new_cluster
305
306 

---


307 ! merge clusters connecting at the given point
308 subroutine merge_clusters(label, i, j, k, m, iclass)
309   integer, intent(inout), dimension(:, :, :, :) :: label
310   integer, intent(in) :: i, j, k, m
311   integer, intent(inout), dimension(:) :: iclass
312

```



```

313 ! reclassifying neighbours
314 ! 2N:
315 call reclassify(label(i-1,j ,k ,m ), iclass)
316 call reclassify(label(i ,j-1,k ,m ), iclass)
317 call reclassify(label(i ,j ,k-1,m ), iclass)
318 call reclassify(label(i ,j ,k ,m-1), iclass)
319
320 ! 3N:
321 call reclassify(label(i-1,j-1,k ,m ), iclass)
322 call reclassify(label(i-1,j+1,k ,m ), iclass)
323 call reclassify(label(i-1,j ,k-1,m ), iclass)
324 call reclassify(label(i-1,j ,k+1,m ), iclass)
325 call reclassify(label(i-1,j ,k ,m-1), iclass)
326 call reclassify(label(i-1,j ,k ,m+1), iclass)
327
328 call reclassify(label(i ,j-1,k-1,m ), iclass)
329 call reclassify(label(i ,j-1,k+1,m ), iclass)
330 call reclassify(label(i ,j-1,k ,m-1), iclass)
331 call reclassify(label(i ,j-1,k ,m+1), iclass)
332
333 call reclassify(label(i ,j ,k-1,m-1), iclass)
334 call reclassify(label(i ,j ,k-1,m+1), iclass)
335
336 ! 4N:
337 call reclassify(label(i-1,j-1,k-1,m ), iclass)
338 call reclassify(label(i-1,j+1,k-1,m ), iclass)
339 call reclassify(label(i-1,j-1,k+1,m ), iclass)
340 call reclassify(label(i-1,j+1,k+1,m ), iclass)
341
342 call reclassify(label(i-1,j ,k-1,m-1), iclass)
343 call reclassify(label(i-1,j ,k+1,m-1), iclass)
344 call reclassify(label(i-1,j ,k-1,m+1), iclass)
345 call reclassify(label(i-1,j ,k+1,m+1), iclass)
346
347 call reclassify(label(i-1,j-1,k ,m-1), iclass)
348 call reclassify(label(i-1,j+1,k ,m-1), iclass)
349 call reclassify(label(i-1,j-1,k ,m+1), iclass)
350 call reclassify(label(i-1,j+1,k ,m+1), iclass)
351
352 call reclassify(label(i ,j-1,k-1,m-1), iclass)
353 call reclassify(label(i ,j-1,k+1,m-1), iclass)
354 call reclassify(label(i ,j-1,k-1,m+1), iclass)
355 call reclassify(label(i ,j-1,k+1,m+1), iclass)
356
357 ! good label according to rule:
358 ! a <= b => iclass(a) <= iclass(b)
359 label(i,j,k,m) = min(      &
360     label(i-1,j ,k ,m ), &
361     label(i ,j-1,k ,m ), &
362     label(i ,j ,k-1,m ), &
363     label(i ,j ,k ,m-1), &
364
365     label(i-1,j-1,k ,m ), &
366     label(i-1,j+1,k ,m ), &
367     label(i-1,j ,k-1,m ), &
368     label(i-1,j ,k+1,m ), &
369     label(i-1,j ,k ,m-1), &
370     label(i-1,j ,k ,m+1), &
371     label(i ,j-1,k-1,m ), &
372     label(i ,j-1,k+1,m ), &
373     label(i ,j-1,k ,m-1), &
374     label(i ,j-1,k ,m+1), &
375     label(i ,j ,k-1,m-1), &
376     label(i ,j ,k-1,m+1), &
377
378     label(i ,j-1,k-1,m-1), &
379     label(i ,j-1,k+1,m-1), &
380     label(i ,j-1,k-1,m+1), &
381     label(i ,j-1,k+1,m+1), &
382     label(i-1,j ,k-1,m-1), &

```

```

383     label(i-1,j    ,k+1,m-1), &
384     label(i-1,j    ,k-1,m+1), &
385     label(i-1,j    ,k+1,m+1), &
386     label(i-1,j-1,k    ,m-1), &
387     label(i-1,j+1,k    ,m-1), &
388     label(i-1,j-1,k    ,m+1), &
389     label(i-1,j+1,k    ,m+1), &
390     label(i-1,j-1,k-1,m    ), &
391     label(i-1,j+1,k-1,m    ), &
392     label(i-1,j-1,k+1,m    ), &
393     label(i-1,j+1,k+1,m    ))
394
395     ! make the label common as iclass
396     call make_alias(label , i-1,j ,k,m, i ,j ,k,m)
397     call make_alias(label , i ,j-1,k,m, i ,j ,k,m)
398     call make_alias(label , i ,j ,k-1,m, i ,j ,k,m)
399     call make_alias(label , i ,j ,k,m-1, i ,j ,k,m)
400
401     call make_alias(label , i-1,j-1,k    ,m    , i ,j ,k,m)
402     call make_alias(label , i-1,j+1,k    ,m    , i ,j ,k,m)
403     call make_alias(label , i-1,j    ,k-1,m    , i ,j ,k,m)
404     call make_alias(label , i-1,j    ,k+1,m    , i ,j ,k,m)
405     call make_alias(label , i-1,j    ,k    ,m-1, i ,j ,k,m)
406     call make_alias(label , i-1,j    ,k    ,m+1, i ,j ,k,m)
407     call make_alias(label , i    ,j-1,k-1,m    , i ,j ,k,m)
408     call make_alias(label , i    ,j-1,k+1,m    , i ,j ,k,m)
409     call make_alias(label , i    ,j-1,k    ,m-1, i ,j ,k,m)
410     call make_alias(label , i    ,j-1,k    ,m+1, i ,j ,k,m)
411     call make_alias(label , i    ,j    ,k-1,m-1, i ,j ,k,m)
412     call make_alias(label , i    ,j    ,k-1,m+1, i ,j ,k,m)
413
414     call make_alias(label , i    ,j-1,k-1,m-1, i ,j ,k,m)
415     call make_alias(label , i    ,j-1,k+1,m-1, i ,j ,k,m)
416     call make_alias(label , i    ,j-1,k-1,m+1, i ,j ,k,m)
417     call make_alias(label , i    ,j-1,k+1,m+1, i ,j ,k,m)
418     call make_alias(label , i-1,j    ,k-1,m-1, i ,j ,k,m)
419     call make_alias(label , i-1,j    ,k+1,m-1, i ,j ,k,m)
420     call make_alias(label , i-1,j    ,k-1,m+1, i ,j ,k,m)
421     call make_alias(label , i-1,j    ,k+1,m+1, i ,j ,k,m)
422     call make_alias(label , i-1,j-1,k    ,m-1, i ,j ,k,m)
423     call make_alias(label , i-1,j+1,k    ,m-1, i ,j ,k,m)
424     call make_alias(label , i-1,j-1,k    ,m+1, i ,j ,k,m)
425     call make_alias(label , i-1,j+1,k    ,m+1, i ,j ,k,m)
426     call make_alias(label , i-1,j-1,k-1,m    , i ,j ,k,m)
427     call make_alias(label , i-1,j+1,k-1,m    , i ,j ,k,m)
428     call make_alias(label , i-1,j-1,k+1,m    , i ,j ,k,m)
429     call make_alias(label , i-1,j+1,k+1,m    , i ,j ,k,m)
430 end subroutine merge_clusters
431
432 !-----
433 ! get maximal label for the 3D space first in depth
434 integer pure function max_source_label(label , row)
435     integer , intent(in) , dimension(:, :, :, :) :: label
436     integer , intent(in) :: row
437     integer :: j , k , m
438
439     max_source_label = 0
440     do j = lbound(label,2)+2, ubound(label,2)-2
441         do k = lbound(label,3)+2, ubound(label,3)-2
442             do m = lbound(label,4)+2, ubound(label,4)-2
443                 if(label(row, j , k , m) /= EMPTY_LABEL) then
444                     max_source_label = max(max_source_label, &
445                                             label(row, j , k , m))
446                 end if
447             end do
448         end do
449     end do
450 end function max_source_label
451
452 !-----

```

```

453 ! whether there is a percolation or not
454 logical pure function has_percolation(label, row, maxlabel)
455 integer, intent(in), dimension(:, :, :, :) :: label
456 integer, intent(in) :: row, maxlabel
457 integer :: j, k, m
458
459 has_percolation = .false.
460 do j = lbound(label, 2)+2, ubound(label, 2)-2
461   do k = lbound(label, 3)+2, ubound(label, 3)-2
462     do m = lbound(label, 4)+2, ubound(label, 4)-2
463       if(label(row, j, k, m) <= maxlabel) then
464         has_percolation = .true.
465         return
466       end if
467     end do
468   end do
469 end do
470 end function has_percolation
471
472 !-----
473 ! reduce site's label's aliasing
474 ! (assign it its non-aliasing label)
475 subroutine reclassify(ix, iclass)
476 integer, intent(inout) :: ix
477 integer, intent(in), dimension(:) :: iclass
478
479 do while (iclass(ix) /= ix)
480   ix = iclass(ix)
481 end do
482 end subroutine reclassify
483
484 !-----
485 ! makes one site's cluster an alias for another one
486 subroutine make_alias(label, i1, j1, k1, m1, i2, j2, k2, m2)
487 integer, dimension(:, :, :, :), intent(inout) :: label
488 integer, intent(in) :: i1, j1, k1, m1, i2, j2, k2, m2
489
490 if(label(i1, j1, k1, m1) /= EMPTY_LABEL) then
491   iclass(label(i1, j1, k1, m1)) = label(i2, j2, k2, m2)
492 end if
493 end subroutine
494
495
496 end program pi_4d_2n3n4n

```

Listing 2: Makefile

```

1 RM=rm
2 FC=ifort
3 PAR_FC=mpiifort
4
5 FLAGS = -g -O3 -no-prec-div -fp-model fast=2 -xHost -ipo -warn all
6
7 SRC=pi_4d_2n3n4n.f90
8 OBJ=${SRC:.f90=.o}
9 EXE=${SRC:.f90=.exe}
10
11
12 .PHONY: all
13 all: build
14
15 .PHONY: build
16 build: $(EXE)
17
18
19 $(EXE): $(OBJ)
20     $(PAR_FC) $(FLAGS) -o $$@ $< -module .
21
22 $(OBJ): $(SRC)
23     $(PAR_FC) $(FLAGS) -c -o $$@ $<

```

```

24
25
26 .PHONY: clean
27 clean:
28     $(RM) -f $(EXE) *.o *.mod

```

Listing 3: Batch file

```

1  #!/bin/bash -l
2  #SBATCH -J L80_2N3N4N
3  #SBATCH -N 100
4  #SBATCH --ntasks-per-node=24
5  #SBATCH --time=1:00:00
6  #SBATCH -A hk4d3nn
7  #SBATCH --output="pi_4d_2n3n4n.out"
8  #SBATCH --error="pi_4d_2n3n4n.err"
9
10 cd $SLURM_SUBMIT_DIR
11
12 module add plgrid/tools/impi
13 export FORT_BUFFERED=yes
14
15 mpiexec -env I_MPI_FABRICS shm:dapl -env I_MPI_FABRICS_LIST dapl -env I_MPI_DAPL_UD=enable -env
    MPIEXEC_PREFIX_DEFAULT=out ./pi_4d_2n3n4n.exe 80 0.030 0.034 0.0001 10000

```