

# Long-term Tracking in the Wild: A Benchmark

Jack Valmadre<sup>\*†</sup>, Luca Bertinetto<sup>\*†</sup>, João F. Henriques<sup>†</sup>, Ran Tao<sup>‡</sup>,  
Andrea Vedaldi<sup>†</sup>, Arnold Smeulders<sup>‡</sup>, Philip Torr<sup>†</sup>, Efstratios Gavves<sup>\*‡</sup>

<sup>†</sup> University of Oxford   <sup>‡</sup> University of Amsterdam

**Abstract.** We introduce a new video dataset and benchmark to assess single-object tracking algorithms. Benchmarks have enabled great strides in the field of object tracking by defining standardized evaluations on large sets of diverse videos. However, these works have focused exclusively on sequences only few tens of seconds long, and where the target object is always present. Consequently, most researchers have designed methods tailored to this “short-term” scenario, which is poorly representative of practitioners’ needs. Aiming to address this disparity, we compile a long-term, large-scale tracking dataset of sequences with average length greater than two minutes and with frequent target object disappearance. This dataset is the largest ever for single object tracking: it comprises 366 sequences for a total of 14 hours of video, 26 times more than the popular OTB-100. We assess the performance of several algorithms, considering both the ability to locate the target and to determine whether it is present or absent. Our goal is to offer the community a large and diverse benchmark to enable the design and evaluation of tracking methods ready to be used “in the wild”. Project page at <http://oxuva.github.io/long-term-tracking-benchmark>.

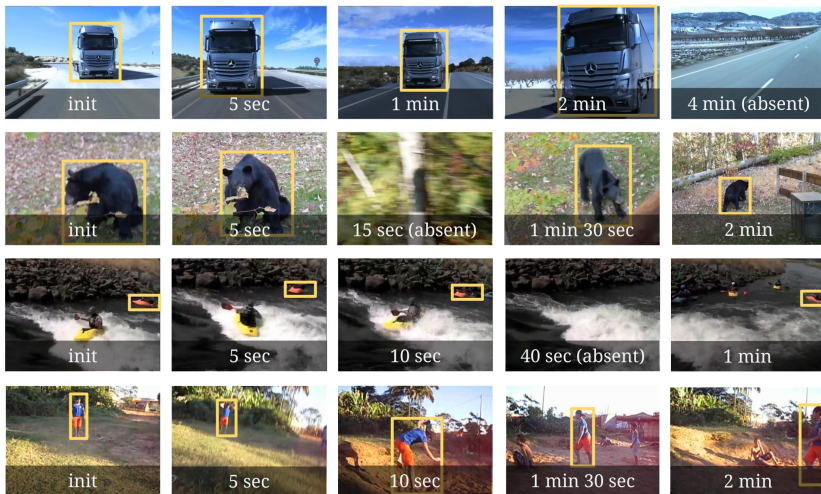
## 1 Introduction

Visual object tracking is the task of locating an arbitrary, user-specified target in all frames of a video sequence. Traditionally, the target is specified using a rectangle in a single frame. The ability to track an arbitrary object would be useful for many applications including video analytics, surveillance, robotics, augmented reality and video editing. However, the requirement to be able to track *anything* given only a single example presents a significant challenge due to the many complex factors that affect appearance, such as out-of-plane rotation, non-rigid deformation, camera perspective, motion blur, illumination changes, occlusions and clutter.

Tracking benchmarks [1,2,3,4,5,6] have played a huge role in the advancement of the field, enabling the objective comparison of different techniques and motivated impressive progress in recent years. However, these benchmarks have focused on the problem of “short-term tracking” according to the definition of Kristan *et al.* [3], which does not require methods to perform re-detection. This implies that the object is always present in the video frame.

---

\*Equal contribution



**Fig. 1.** Example sequences and annotations. Unlike standard benchmarks, our dataset focuses on long sequences with annotated disappearance of the target object.

This constraint was perhaps introduced with the intention of limiting the scope of the problem to facilitate progress. However, the influence of these benchmarks has been so pervasive that the large majority of modern trackers estimates a bounding box in *every frame*, implicitly assuming that the target never disappears from the scene. For most practical applications, however, it is critical to track objects through disappearance and re-appearance events, and further, to be *aware* of the presence or absence of the object.

Existing benchmarks are also *short-term* in the literal sense that the average video length does not exceed 20-30 seconds. Such short sequences do not accurately represent practical applications, in which videos can easily be several minutes, and possibly arbitrarily long. Little is known of which trackers are most effective in this scenario: while short-term benchmarks make a particular effort to include a variety of challenging situations, tracking in long videos may introduce unforeseen challenges. For instance, many methods include a strategy to update an internal appearance model on the basis of their past predictions. While this generally improves the results in short-term tracking, the accumulation of errors over time leads to model drift [7], which may have a catastrophic effect in longer videos.

With this work, we introduce a novel single-object tracking benchmark and attempt to improve the previous literature with several contributions:

1. Our dataset contains sequences with an average duration of 2.4 minutes, 7 times more than OTB-100. With 1.5 million frames, it is also the largest tracking dataset to date.
2. We deliberately assess methods in situations where the target disappears, an event that occurs in roughly half the videos of the dataset.

3. Unlike traditional tracking benchmarks, we split the data into two sets: development (*dev*) and *test*. This enables researchers to avoid over-fitting hyper-parameters to the singular dataset of the benchmark, thus promoting generalization.
4. We design a new evaluation that captures the ability of a tracker to both decide the presence or absence of the object and to locate it in the image.
5. Instead of manually-annotated binary attributes, which can be subjective, we propose *continuous attributes*, which allow an in-depth study of how smoothly-varying conditions affect each tracker.
6. We evaluate and compare several representative methods from the literature that either perform well or seem particularly well-suited to the problem.

With this paper, we hope to encourage the community to relax the strong assumptions of short-term tracking benchmarks and to develop methods that can be readily used in the many applications presenting a “long-term” scenario.

## 2 Related Work

*Large-scale video datasets.* There has been an increasing interest by the Computer Vision community in large-scale video datasets. Two notable examples are ImageNet VID [8] and YouTube Bounding Boxes [9] (YTBB). VID contains almost four thousand short videos of objects from twenty classes, where objects are annotated in every frame with a class label and a bounding box. YTBB, on the other hand, collects 240,000 YouTube videos from 23 classes and annotates a single object once per second with either a bounding box or the **absent** label. In order to focus on videos “in the wild” (*e.g.* recorded with a hand-held camera), the authors only select those with less than 100 views on YouTube. They observed that this is a good proxy to select natural, unedited videos. In this work, we use YTBB as a source from which we select, curate and further annotate the sequences that constitute our long-term benchmark.

*Tracking benchmarks.* The practice of evaluating tracking algorithms has undergone considerable transformations and improvements during the last few years. In the past, researchers were limited to evaluating tracking performance on a mere handful of sequences (*e.g.* [10,11,12,13]). Benchmarks like ALOV [1] and OTB-100 [2] underlined the importance of testing methods on a much larger number of sequences, covering a variety of object classes and factors of variation. ALOV illustrates tracker performance with “survival curves”, computing an F-score per video and plotting these in descending order. OTB instead measures the percentage of frames in which the intersection-over-union of the prediction with the ground-truth is above a certain threshold. By reporting the score at several thresholds, one curve per tracker is obtained. More recently, Temple-Color [4] (TC), UAV123 [6] and NUS-PRO [5] have been proposed, which use the same performance measures of OTB but collect several new sequences.

Since 2013, the VOT committee [3] has organized the popular annual competition for “*single-camera, single-target, model-free, causal trackers, applied to*

*short-term tracking*". A major difference is that the VOT benchmark evaluates trackers by restarting them at every failure. Motivated by the correlation study of Kristan *et al.* [3], accuracy and number of failures are used to report tracker performance, and these are summarized in the Expected Average Overlap.

Differently from our work, standard benchmarks only offer sequences that are relatively short (lasting from 7 to 30 seconds on average) and do not contain *disappearance* of the target object, thus not requiring methods to perform re-identification. In the rare frames where the object is fully occluded, OTB-100 places a bounding box on top of the occluder, while UAV123 ignores the frame during evaluation.

*Long-term tracking.* To our knowledge, the first and only attempt in the literature to evaluate tracking algorithms on long sequences with disappearances was the *long-term detection and tracking* workshop (LTDT) [14]. Despite the fact that the number of frames in LTDT is comparable to OTB-100 [2], its modest number of sequences (five) makes it unsuitable for assessing the performance of a general purpose tracker. Contemporary to our work, Moudgil and Gandhi [15] propose Track Long and Prosper: a benchmark with 50 long sequences that adopts the same evaluation criteria as OTB. However, as in the standard benchmarks described above, the target object is always visible in the video.

## 3 Long-Term Tracking Dataset

### 3.1 Dataset Compilation and Curation

Our aim is to collect long and realistic video sequences in which the target object can disappear and re-appear. We use YouTube Bounding-Boxes [9] (YTBB) as a super-set from which to select our data. YTBB contains 380,000 tracklets from 240,000 different YouTube videos, annotated at 1Hz with either a bounding box or the absent label. Despite being an excellent starting point, the data of YTBB are not ready to be used for the purpose of evaluating methods in a long-term scenario. Several stages of manual data curation are required.

The major issue is that the tracklet duration is limited to less than 20 seconds. However, it often occurs that multiple tracklets refer to the same object instance. We identify these tracklets and combine their annotations in order to obtain significantly longer sequences, albeit with large gaps between annotated segments. These tracklets are identified by finding videos which contain multiple tracklets of the same class, and then watching the video and manually specifying which (if any) tracklets refer to the same object instance.

Another issue with YTBB is that the first frame of a track may not be a suitable initial example to specify the target. In fact, the object might be severely occluded or shown in a circumstance that does not make it identifiable in future frames (*e.g.* car interiors vs. outside view). To remedy this issue, for each video we manually select the first annotated frame in which the bounding box alone provides a meaningful representation of the target. All annotations preceding this frame are discarded.

**Table 1.** Comparison of our proposed long-term tracking benchmark against existing ones. Our proposal presents the longest average sequence length and it is the only one testing trackers against object disappearance.

	Ours	OTB-100[2]	VOT-2017[3]	UAV123[6]	DTB[16]	NUS-PRO[5]	TC[4]	ALOV[1]
Frames	<b>1554 k</b>	59 k	21 k	113 k	15 k	135 k	60 k	152 k
Tracks	<b>366</b>	100	60	123	70	365	128	314
... w/ <b>absent</b> labels	<b>52%</b>	0%	0%	0%	0%	0%	0%	0%
Avg length (min)	<b>2.36</b>	0.33	0.20	0.51	0.12	0.21	0.26	0.27
Median length (min)	<b>1.46</b>	0.22	0.17	0.49	0.10	0.17	0.22	0.15
Max length (min)	<b>20.80</b>	2.15	0.83	1.71	0.35	2.8	2.15	3.32
Min length (min)	<b>0.50</b>	0.04	0.02	0.06	0.04	0.08	0.04	0.01
Object classes	22	16	24	9	15	8	<b>27</b>	-

The final manual stage is to exclude sequences that are of little interest for tracking, for example those in which the target object undergoes little motion or fills most of the image in most of the frames.

To ensure the quality of annotations, all manual operations have been performed by a pool of five expert annotators. Each sequence has been assessed by two different annotators and included only if both agreed.

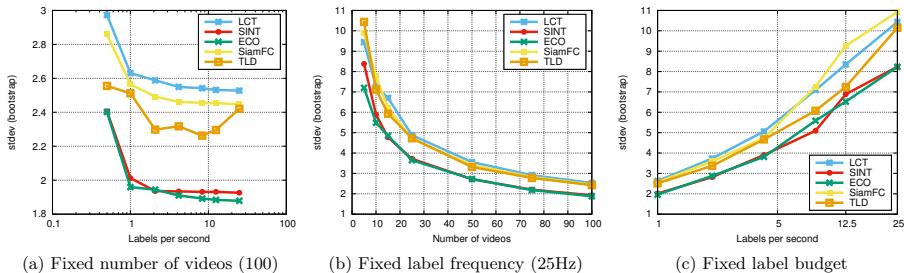
Once the annotations were completed, we assessed the performance of a naive baseline that simply reports the initial location in all frames. We then discarded all sequences in which this trivial tracker correctly estimates the location of the object in 50% of frames in which it is present ( $\text{TPR} \geq 0.5$  at  $\text{IOU} \geq 0.5$  using the metrics described in the following section).

Our final dataset comprises 366 object tracks in 337 videos. These were selected from an initial pool of about 1700 candidate videos, all of which were watched by at least two expert annotators. Table 1 summarizes some interesting statistics and compares the proposed dataset against existing ones. Remarkably, the total number of frames is respectively 26 and 10 times larger than the popular OTB-100 and ALOV, making our proposed dataset the largest to date. Moreover, existing benchmarks never label the target object as absent. In contrast, our proposal contains an average of 2.2 **absent** labels per video and at least one labelled disappearance in 48% of the videos. Finally, the sequences we propose are much longer, exhibiting an average duration of 2.3 minutes.

### 3.2 Subsets for Development and Testing

We split our dataset of 366 tracks into *dev* and *test* sets of 200 and 166 tracks respectively. The classes in the dev and test sets are disjoint, and this split is chosen randomly. The dev set contains bear, elephant, cat, bus, knife, boat, dog and bird; the test set contains zebra, potted plant, airplane, truck, horse, cow, giraffe, person, bicycle, umbrella, motorcycle, skateboard, car and toilet. The ground-truth labels for the testing set will be kept secret, and an evaluation server will be provided. All results in the main paper are for the test set.

We further define two challenges: *constrained* and *open*. For the constrained challenge, trackers can be developed using only data from our dev set (long-term videos) and from the dev classes in the original YTBB “train” set. For the open



**Fig. 2.** Impact of annotation density and number of sequences on the evaluation reliability (higher standard deviation implies a less reliable evaluation).

challenge, trackers can use any data they like (except the YTBB “validation” set, from which our dataset is constructed). The constrained scenario is closer to model-free or one-shot tracking, since the object categories in the test set have not been seen before. Note that models using pre-trained weights from an external dataset are necessarily entered in the open challenge. For results in the main paper, we present trackers from both challenges together.

### 3.3 Annotation Density

Unlike most existing tracking benchmarks, in which every frame is labelled, the tracklets in YTBB are only labelled at a frequency of 1Hz. We argue that this is sufficient for tracker evaluation since *a)* it is unlikely that a tracker will fail and recover within one second, and *b)* a tracking failure of less than a second would be relatively harmless in many applications anyway. To verify this hypothesis, we investigate the results of several representative trackers on the OTB-100 [2] benchmark, varying the label frequency and number of videos in three experiments.

We study the effect of each experiment on the variance of the overall score considering the test set to be a random variable. Lower variance indicates a more reliable evaluation. Although we only have one sample from the distribution of test sets, this distribution can be approximated by repeatedly bootstrapping the one available test set [17]. We adopt the AUC score as our performance measure and use the One Pass Evaluation protocol of OTB-100.

**Experiment 1:** Vary the label frequency from 0.5 to 25Hz, keeping the number of videos fixed at 100.

Figure 2a shows that, with a fixed number of videos, a higher labelling density only marginally improves reliability. In fact, between 1Hz and 25Hz, we did not observe a significant difference in standard deviation. A meaningful degradation is only evident at 0.5Hz.

**Experiment 2:** Vary the number of videos from 5 to 100, keeping the label frequency fixed at 25Hz.

By increasing the number of videos at the same labelling frequency (Fig. 2b), there is a steady and significant improvement in the evaluation reliability.

**Experiment 3:** *With a fixed budget of labels for the dataset, increase the label frequency by decreasing the number of videos (from 100 videos at 1Hz to 4 videos at 25Hz).*

Finally, with a fixed budget of labels (Fig. 2c), it is possible to observe a much more reliable evaluation when increasing the number of videos at the expense of fewer labels per second. Annotating *more* videos *sparse*ly (at 1Hz) leads to 4-5× smaller standard deviation than annotating *fewer* videos *dense*ly (at 25Hz).

We conclude that *a)* labelling at 1Hz does not adversely affect the robustness of evaluation and *b)* a large number of videos is paramount.

## 4 Tracker Evaluation

### 4.1 Evaluating Object Presence and Localization

Given an initial bounding box for the target, we require a tracker to predict either **present** or **absent** in each subsequent frame, and to estimate its location with an axis-aligned bounding box if present. This raises the question of how to evaluate a tracker’s ability both to locate the target and to decide its presence.

With this intention, we introduce an analogy to binary classification. Let us equate object presence with the positive class and absence with the negative. In a frame where the object is absent, we declare a true negative (TN) if the tracker predicts **absent**, and a false positive (FP) otherwise. In a frame where the object is present, we declare a true positive (TP) if the tracker predicts **present** *and* reports the correct location, and a false negative (FN) otherwise. The location is determined to be correct if the intersection-over-union (IOU) is above a threshold. Using these definitions, we can quantify tracking success using standard performance measures from classification.

However, some performance measures are inappropriate because the dataset possesses a severe class imbalance: although target disappearance is a frequent event, and occurs in roughly half of all sequences, only 4% of the actual annotations are **absent**. As a result, it would be possible to achieve high accuracy, high precision and high recall without making a single **absent** prediction. We therefore propose to evaluate trackers in terms of True Positive Rate (TPR) and True Negative Rate (TNR), which are *invariant* to class imbalance [18]. TPR gives the fraction of present objects that are reported **present** and correctly located, while TNR gives the fraction of absent objects that are reported **absent**. Note that, in contrast to typical binary classification problems, these metrics are not symmetric. While it is trivial to achieve  $TNR = 1$  by reporting **absent** in every frame, it is only possible to achieve  $TPR = 1$  by reporting **present** in every frame *and* successfully locating the object.

To obtain a single measure of tracking performance, we propose the geometric mean  $GM = \sqrt{TPR \cdot TNR}$ . This has the advantage that relative improvements in either metric are equally valuable since  $\sqrt{(\alpha x)y} = \sqrt{x(\alpha y)}$ .

## 4.2 Operating Points

In retrieval tasks such as object detection, it is typical to output a score for each instance instead of a hard decision. This enables different operating points to be considered by varying the score threshold, trading off precision and recall. However, in object tracking, the predicted presence or absence of the object in the current frame may affect the behaviour of the tracker in the next frame. Therefore, varying a score threshold “post-hoc” (*i.e.* after the fact) and treating frames independently does not reflect an actual operating point of the tracker. For this reason, we require the tracker to output a hard decision in each frame, corresponding to a single operating point in TPR-TNR space.

Although we only have a single operating point for each tracker, it is possible to trace a path from that operating point to the trivial operating point  $\text{TPR} = 0$ ,  $\text{TNR} = 1$  by randomly flipping **present** predictions to **absent** with probability  $p$ . This path will be a straight line in expectation, with operating point  $\text{TPR}' = (1 - p) \cdot \text{TPR}$  and  $\text{TNR}' = (1 - p) \cdot \text{TNR} + p$  as the probability  $p$  varies from zero to one (refer to Figure 3 for a visualization). This provides at least a lower bound on the performance of a given tracker at a higher TNR.

Since most existing trackers never predict **absent**, they will have  $\text{GM} = \text{TNR} = 0$ . To enable a more informative comparison to these trackers, we instead consider the maximum geometric mean along this line

$$\text{MaxGM} = \max_{0 \leq p \leq 1} \sqrt{((1 - p) \cdot \text{TPR})((1 - p) \cdot \text{TNR} + p)} . \quad (1)$$

## 5 Analysis

### 5.1 Evaluated Trackers

We now explore how methods from the recent literature perform on our dataset. We limit the analysis to a selection of ten baselines which have shown strong performance or have affinity to the scenario we are considering. The baselines we select are roughly representative of three groups of methods.

- We first consider **LCT** [19], **EBT** [20] and **TLD** [21], three methods that have affinity with long-term tracking for their design. Although being based on different features and classifiers, they can all estimate the target’s new position in the entire frame, a capability that is important when the target disappears from the scene or is lost by the tracker. This is in contrast with standard methods, which instead usually search over a local neighbourhood. Unfortunately, among the three, only TLD explicitly maintains a state to indicate whether the target is present or absent.
- As a second family, we consider methods that originate from short-term correlation filter trackers like KCF [22]. In particular, we chose recent methods which can operate in real-time and achieve high performance: **ECO-HC** [23], **BACF** [24] and **Staple** [25].



- Last, we consider three popular algorithms based on deep convolutional networks: **MDNet** [26] and the Siamese network-based trackers **SINT** [27] and **SiamFC** [28]. Both SINT and SiamFC only evaluate the offline-learned similarity function during tracking, whereas MDNet performs online fine-tuning. SiamFC is fully-convolutional, adopts a five-layer network and it is trained from scratch as a similarity function. SINT uses RoI pooling [29], is based on a VGG-16 [30] architecture pre-trained on ImageNet and fine-tuned on ALOV and uses bounding-box regression during tracking.

From the recent literature, we found that the only method with available source code that produces a present/absent state was TLD. In order to have an additional method with  $\text{TNR} \neq 0$ , we equipped SiamFC with a simple re-detection logic similar to that described in [31]. If the maximum score of the response falls below a threshold, the tracker enters *object absent* mode. From this state, it considers a search area at a random location in each frame until the maximum score again surpasses the threshold, at which point the tracker returns to *object present* mode. Note that this implementation is method agnostic, does not require extra time for re-detection, and can be applied to any method which produces a score in every frame. For both SiamFC and SiamFC+R we used the baseline model from the CFNet paper [32].

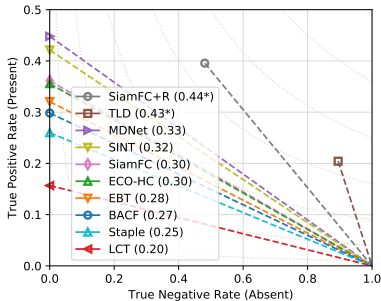
For all of the baselines, we use the code and the default hyper-parameters provided by the authors. None of the baselines have been trained on YTBB or tuned for our long-term dataset. However, some of them have been trained on external datasets that have object classes in common with YTBB: SINT and MDNet use networks pre-trained on ImageNet, SINT further fine-tunes on ALOV, and SiamFC is trained on ImageNet VID.

## 5.2 Main Evaluation

Figure 3a shows the operating points of the evaluated methods in a TPR vs. TNR plot assuming overlap criterion  $\text{IOU} \geq 0.5$ . The exact numbers are detailed in the accompanying table. Most methods are not designed to report absent predictions; therefore, their operating points lie on the vertical axis ( $\text{TNR} = 0$ ). The dashed lines represent operating points that can be obtained by flipping predictions from **present** to **absent** with probability  $p \in [0, 1]$  as described in Section 4.2. MDNet, SiamFC+R and TLD dominate other methods in the sense that their collective lower bounds exceed all other trackers. The following sections will investigate the results in greater depth.

## 5.3 Tracker Performance Over Time

We analyze the performance of the various baselines on different temporal intervals. Specifically, in Figure 4a we plot the TPR for intervals  $[0, t]$ . The plot shows that performance decays when the average length of the video increases. The performance of all methods decays steeply during the first 60 seconds, while it tends to settle after about 180 seconds.



	fps	TNR	TPR	MaxGM
SiamFC [32]+R	52	0.481	0.396	0.437
TLD [21]	25	0.895	0.204	0.428
MDNet [26]	0.5	0	0.448	0.335
SINT [27]	2	0	0.421	0.325
SiamFC [32]	52	0	0.361	0.301
ECO-HC [23]	60	0	0.356	0.298
EBT [20]	5	0	0.321	0.283
BACF [24]	40	0	0.298	0.273
Staple [25]	80	0	0.260	0.255
LCT [19]	28	0	0.157	0.198

**Fig. 3.** Accuracy of the evaluated trackers in terms of True Positive Rate (TPR) and True Negative Rate (TNR) for  $\text{IOU} \geq 0.5$ . The figure shows the operating point of each tracker on a 2D plot (top right is best). Trackers that always report the object **present** appear on the vertical axis. The operating points on the dashed lines can be achieved by randomly switching predictions from **present** to **absent**. Methods are ranked by the maximum geometric mean along this line; an asterisk indicates that the maximum is obtained at the original operating point. The level sets of the geometric mean are shown in the background.

Figure 4b instead plots the TPR for intervals  $[t, \infty)$ . Note that to produce this plot we do not start the tracker at time  $t$ , but simply ignore the frames before time  $t$ . By excluding the initial frames, Figure 4b highlights that, apart from SINT, the other methods performs poorly in the latter portion of videos, especially beyond three minutes.

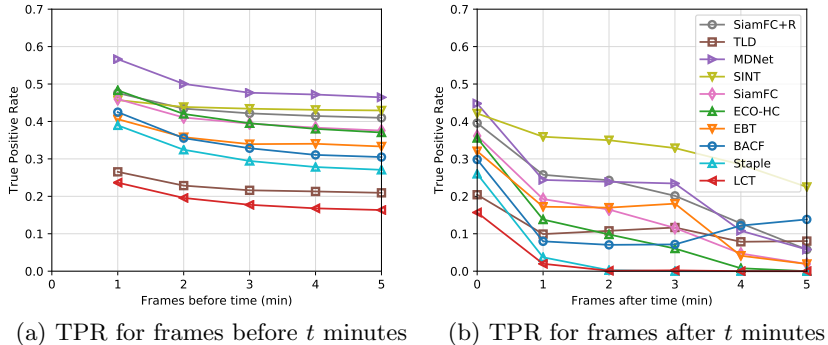
## 5.4 Influence of Object Disappearance

We declare an event of object disappearance when there is a scene cut, the target is fully occluded or leaves the scene. In Figure 5 (left) we visualize the TPR computed on the videos with no disappearance ( $x$ -axis) vs. the TPR computed on the videos with at least one disappearance ( $y$ -axis). Intuitively, the closer a method is to the diagonal  $y = x$ , the less its performance is affected by disappearance.

We observe that all baselines have better performance in the set of videos in which the target object never disappears. This is not surprising, as most methods consider the target object as always present. Nonetheless, LCT, TLD and SINT seem to be slightly less affected by disappearance than other methods, as they are relatively close to the diagonal.

## 5.5 Post-hoc Score Thresholding

Although we have stated that we do not wish to evaluate methods on the basis of their decisions by varying a score threshold, it is natural for a tracker to possess such an internal score, and it may be informative to inspect the result of applying this “post-hoc” threshold. Figure 5 (right) illustrates the different results obtained by sweeping the range of score thresholds.



**Fig. 4.** Degradation of tracker performance over time. SINT seems more robust to this effect than most other methods.

Intuition might suggest that post-hoc thresholding is itself a lower bound on the performance that could be obtained by adjusting the model’s internal threshold: if modifying the threshold improves the predictions, then surely it would be even better for the tracker to have made this decision internally? However, this is not necessarily the case, since changing the internal decision in one frame may have an unpredictable effect in the frames that follow. Nevertheless, in the case of SiamFC+R, the re-detection module does improve the performance over the post-hoc threshold curve.

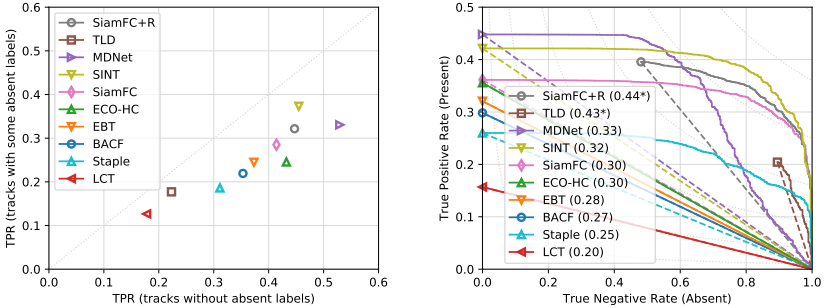
The large gap between the lower bound curves (dashed line) and the post-hoc curves (continuous line) shows that there is a lot to be gained by simply picking the right threshold for the prediction score.

## 6 Continuous Attributes

### 6.1 Definition

While measuring performance on a large set of videos is an important indicator of a tracker’s overall quality, such an aggregate metric hides many subtleties that differentiate trackers. For a more in-depth analysis, modern datasets usually include binary attribute annotations [1,2,3,4,5,6]. By measuring performance on a subset of videos with a particular attribute, such as “scale change” or “fast motion”, one can characterize the strengths and weaknesses of a tracker.

Unfortunately, the manual annotation of binary attributes is highly subjective: how fast does the target have to move in order to be labelled “fast motion”, or what is the threshold for “scale change”? Instead, we decided to measure quantities that are correlated to some informative attributes, but which can be calculated directly from bounding box annotations and meta-data. We refer to these quantities as *continuous attributes*. Each frame  $i$  where the target is present is annotated with a time instant  $t_i$ , 2D position vector  $p_i$ , and bounding



**Fig. 5.** (left) Impact of disappearances. All baselines are negatively impacted in the presence of target absences, albeit to different extent. (right) Effect of post-hoc score thresholding for trackers that output a score. The large gap between the lower bound (dashed line) and thresholding-based (solid line) paths suggests potential performance gains using a different threshold.

box dimensions  $(w_i, h_i)$ , expressed as a fraction of the image size. The continuous attributes are then defined as follows:

**Size.** Trackers have different strategies to search across scale, so they can be sensitive to different object sizes. The target size at each frame is defined  $s_i = s(w_i, h_i) = \sqrt{w_i h_i}$ . This metric was chosen because it is invariant to aspect ratio changes (*i.e.*  $s(rw_i, h_i/r) = s(w_i, h_i)$ ). It also changes linearly when the object is re-scaled by an isotropic factor (*i.e.*  $s(\sigma w_i, \sigma h_i) = \sigma s(w_i, h_i)$ ).

**Relative speed.** Fast-moving targets can lose trackers that depend heavily on temporal smoothness. We compute the target speed relative to its size,  $\Delta_i$ , with:

$$\Delta_i = \frac{1}{\sqrt{s_i s_{i-1}}} \frac{\|p_i - p_{i-1}\|_2}{t_i - t_{i-1}}.$$

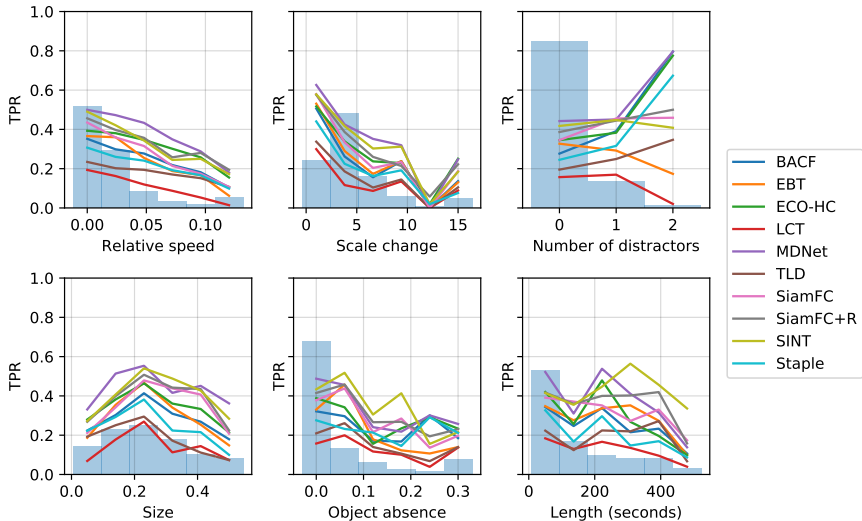
The second factor is the instantaneous speed of the target, while the first factor normalizes it w.r.t. the object size. The normalization is needed since the object size is inversely correlated to the distance from the camera, and perspective effects result in closer (larger) objects moving more than objects further away.

**Scale change.** Some targets may remain mostly at the same scale across a video, while others will vary wildly due to perspective changes. We measure the range of scale variation in a video as  $S = \max_i s_i / \min_i s_i$ .

**Object absence.** In addition to the analysis of Section 5.4, here we measure performance as a function of the fraction of frames in which the target is **absent**.

**Distractors.** Appearance-based methods can be distracted by objects that are similar to the target, *e.g.* objects of the same class. To explore this aspect, we leverage the multiple annotations per video and define the number of distractors as the number of other objects with the same class as the target.

**Length.** In long videos the effects of small errors are compounded over time,



**Fig. 6.** True-Positive Rate (at  $\text{IOU} \geq 0.5$ ) of each tracker as a function of different continuous attributes. The continuous attributes are computed per frame or per video, and are then distributed into discrete bins. TPR is computed separately for the frames/videos in each bin. The shaded boxes show the fraction of frames/videos that belong to each bin. Only relative speed and size are computed per-frame, the remaining are per-video.

causing trackers to drift. We define video length as the elapsed time in seconds between the first and last annotations of the target.

While these attributes could be thresholded to yield binary attributes that are comparable to the previous benchmarks, we found that *binning* them can yield a more informative plot, especially if performance is presented together with the size of each bin, in order to indicate its reliability.

## 6.2 Influence of Continuous Attributes

We partition each attribute into 6 bins, except for “distractors” which takes only 3 discrete values. Fig. 6 shows a histogram (shaded boxes) with the fraction of frames/videos that fall into each bin of each attribute, together with a plot indicating the performance (TPR) of each tracker over the subset corresponding to each bin. Notice how, for the points in the plots corresponding to bins with fewer videos, the variance is quite high and thus their results may be difficult to interpret. However, we can still draw several conclusions:

**Relative speed.** Unsurprisingly, all trackers performing local search show degraded performance as the target moves more rapidly. Among all the methods able to consider the entire frame (TLD, LCT, EBT and SiamFC+R) the least affected by high speeds is TLD.

**Scale change.** Videos where the target maintains the same size seem to be the optimal operating point for all trackers. There is a significant dip in performance around  $6\times$  variation in scale. Since this bin contains a significant fraction of the videos, there is a large opportunity for improvement by focusing on this case.

**Number of distractors.** Methods do not seem to be confounded by distractors of the same class as much as one would expect. For videos with one distractor, most trackers’ performances are maintained. This means that they are not simply detecting broad object categories, which was a plausible concern over the use of pre-trained deep networks. With two distractors, only EBT and LCT seem to perform significantly worse, possibly locking on distractor objects during their full-image search strategy.

**Size.** Most trackers seem to be well-adapted to the range of object sizes in the dataset, with a performance peak reached at 0.2 by all the methods taken into account. Unlike others, MDNet and LCT seem to maintain their performances at the largest object sizes.

**Object absence.** As already noted in Section 5.4, disappearance of the target object affects all methods, which show a meaningful drop in performance when the number of frames where the object is **absent** increases from 0% to 10%. SiamFC+R, MDNet and ECO-HC seem to be less affected by larger absences.

**Length.** As noted in Section 5.3, probably due to the short-term nature of the benchmarks that they were calibrated for, most trackers are severely affected after only a few minutes of tracking. For example, both MDNet and ECO-HC present a large drop in performance in videos longer than three minutes. SINT, followed by MDNet, are the most obvious exceptions to this trend.

## 7 Conclusion

We introduced a novel long-term tracking dataset, with which it is possible to assess methods on sequences that are up to twenty minutes long and that often contain disappearance of the target object. Our benchmark is the largest ever proposed in the single-object tracking community and contains more than  $25\times$  the number of frames of OTB-100. In order to afford such a vast dataset, we opt for a relatively sparse labelling of the target objects at 1Hz. To justify this decision, we empirically show that, for the sake of reliability, a high density of labels is not important while a large number of videos is paramount.

Adapting the metrics of True Positive and True Negative Rate from classification, we design an evaluation that measures the ability of a tracker to correctly understand whether the target object is present in the frame and where it is located. We then evaluate the performance of several popular tracking methods on the 366 sequences that comprise our benchmark, also considering the effect of several factors such as the object’s speed and size, the sequence length, the number of distractors and the amount of occlusion. We believe that our contribution will spur the design of algorithms ready to be used in the many practical applications that require trackers able to deal with long sequences and capable of determining whether the object is present or not.

## References

1. Smeulders, A.W.M., Chu, D.M., Cucchiara, R., Calderara, S., Dehghan, A., Shah, M.: Visual tracking: An experimental survey. *IEEE Transactions on Pattern Analysis and Machine Intelligence* (2014) **1, 3, 5, 11**
2. Wu, Y., Lim, J., Yang, M.H.: Object tracking benchmark. *IEEE Transactions on Pattern Analysis and Machine Intelligence* (2015) **1, 3, 4, 5, 6, 11**
3. Kristan, M., Matas, J., Leonardis, A., Vojíř, T., Pflugfelder, R., Fernandez, G., Nebehay, G., Porikli, F., Čehovin, L.: A novel performance evaluation methodology for single-target trackers. *IEEE Transactions on Pattern Analysis and Machine Intelligence* (2016) **1, 3, 4, 5, 11**
4. Liang, P., Blasch, E., Ling, H.: Encoding color information for visual tracking: Algorithms and benchmark. *IEEE Transactions on Image Processing* (2015) **1, 3, 5, 11**
5. Li, A., Lin, M., Wu, Y., Yang, M.H., Yan, S.: NUS-PRO: A new visual tracking challenge. *IEEE Transactions on Pattern Analysis and Machine Intelligence* (2016) **1, 3, 5, 11**
6. Mueller, M., Smith, N., Ghanem, B.: A benchmark and simulator for uav tracking. In: *European Conference on Computer Vision*. (2016) **1, 3, 5, 11**
7. Santner, J., Leistner, C., Saffari, A., Pock, T., Bischof, H.: Probst: Parallel robust online simple tracking. In: *IEEE Conference on Computer Vision and Pattern Recognition*. (2010) **2**
8. Russakovsky, O., Deng, J., Su, H., Krause, J., Satheesh, S., Ma, S., Huang, Z., Karpathy, A., Khosla, A., Bernstein, M., Berg, A.C., Fei-Fei, L.: ImageNet Large Scale Visual Recognition Challenge. *International Journal of Computer Vision* (2015) **3**
9. Real, E., Shlens, J., Mazzocchi, S., Pan, X., Vanhoucke, V.: YouTube-BoundingBoxes: A large high-precision human-annotated data set for object detection in video. In: *IEEE Conference on Computer Vision and Pattern Recognition*. (2017) **3, 4**
10. Ross, D.A., Lim, J., Lin, R.S., Yang, M.H.: Incremental learning for robust visual tracking. *International Journal of Computer Vision* (2008) **3**
11. Babenko, B., Yang, M.H., Belongie, S.: Visual tracking with online multiple instance learning. In: *IEEE Conference on Computer Vision and Pattern Recognition*. (2009) **3**
12. Mei, X., Ling, H.: Robust visual tracking using  $\ell_1$  minimization. In: *IEEE Conference on Computer Vision and Pattern Recognition* **3**
13. Breitenstein, M.D., Reichlin, F., Leibe, B., Koller-Meier, E., Van Gool, L.: Robust tracking-by-detection using a detector confidence particle filter. In: *IEEE Conference on Computer Vision and Pattern Recognition*. (2009) **3**
14. Camps, O., Cucchiara, R., Del Bimbo, A., Matas, J., Pernici, F., Sclaroff, S.: Long-term detection and tracking workshop. <http://www.micc.unifi.it/LTDT2014> (2014) **4**
15. Moudgil, A., Gandhi, V.: Long-term visual object tracking benchmark. *arXiv preprint arXiv:1712.01358* (2017) **4**
16. Li, S., Yeung, D.Y.: Visual object tracking for unmanned aerial vehicles: A benchmark and new motion models. In: *AAAI*. (2017) **5**
17. Wasserman, L.: *All of statistics: A concise course in statistical inference*. Springer Science & Business Media (2013) **6**

18. Fawcett, T.: An introduction to ROC analysis. *Pattern Recognition Letters* (2006) [7](#)
19. Ma, C., Yang, X., Zhang, C., Yang, M.H.: Long-term correlation tracking. In: *IEEE Conference on Computer Vision and Pattern Recognition*. (2015) [8](#), [10](#)
20. Zhu, G., Porikli, F., Li, H.: Beyond local search: Tracking objects everywhere with instance-specific proposals. In: *IEEE Conference on Computer Vision and Pattern Recognition*. (2016) [8](#), [10](#)
21. Kalal, Z., Mikolajczyk, K., Matas, J.: Tracking-learning-detection. *IEEE Transactions on Pattern Analysis and Machine Intelligence* (2012) [8](#), [10](#)
22. Henriques, J.F., Caseiro, R., Martins, P., Batista, J.: High-speed tracking with kernelized correlation filters. *IEEE Transactions on Pattern Analysis and Machine Intelligence* (2015) [8](#)
23. Danelljan, M., Bhat, G., Shahbaz Khan, F., Felsberg, M.: ECO: Efficient convolution operators for tracking. In: *IEEE Conference on Computer Vision and Pattern Recognition*. (2017) [8](#), [10](#)
24. Galoogahi, H.K., Fagg, A., Lucey, S.: Learning background-aware correlation filters for visual tracking. In: *IEEE Conference on Computer Vision and Pattern Recognition*. (2017) [8](#), [10](#)
25. Bertinetto, L., Valmadre, J., Golodetz, S., Miksik, O., Torr, P.H.S.: Staple: Complementary learners for real-time tracking. In: *IEEE Conference on Computer Vision and Pattern Recognition*. (2016) [8](#), [10](#)
26. Nam, H., Han, B.: Learning multi-domain convolutional neural networks for visual tracking. In: *IEEE Conference on Computer Vision and Pattern Recognition*. (2016) [9](#), [10](#)
27. Tao, R., Gavves, E., Smeulders, A.W.M.: Siamese instance search for tracking. In: *IEEE Conference on Computer Vision and Pattern Recognition*. (2016) [9](#), [10](#)
28. Bertinetto, L., Valmadre, J., Henriques, J.F., Vedaldi, A., Torr, P.H.S.: Fully-convolutional siamese networks for object tracking. In: *European Conference on Computer Vision workshops*. (2016) [9](#)
29. Girshick, R.: Fast R-CNN. In: *IEEE International Conference on Computer Vision*. (2015) [9](#)
30. Simonyan, K., Zisserman, A.: Very deep convolutional networks for large-scale image recognition. *arXiv preprint arXiv:1409.1556* (2014) [9](#)
31. Supancic, III, J., Ramanan, D.: Tracking as online decision-making: Learning a policy from streaming videos with reinforcement learning. In: *IEEE International Conference on Computer Vision*. (2017) [9](#)
32. Valmadre, J., Bertinetto, L., Henriques, J.F., Vedaldi, A., Torr, P.H.S.: End-to-end representation learning for correlation filter based tracking. In: *IEEE Conference on Computer Vision and Pattern Recognition*. (2017) [9](#), [10](#)