

# SCHOOLING CHOICE, LABOUR MARKET MATCHING, AND WAGES

Jacob Schwartz

*Department of Economics, University of Haifa*

**ABSTRACT.** We develop inference for a two-sided matching model where the characteristics of agents on one side of the market are endogenous due to pre-matching investments. The model can be used to measure the impact of frictions in labour markets using a single cross-section of matched employer-employee data. The observed matching of workers to firms is the outcome of a discrete, two-sided matching process where firms with heterogeneous preferences over education sequentially choose workers according to an index correlated with worker preferences over firms. The distribution of education arises in equilibrium from a Bayesian game: workers, knowing the distribution of worker and firm types, invest in education prior to the matching process. Although the observed matching exhibits strong cross-sectional dependence due to the matching process, we propose an asymptotically valid inference procedure that combines discrete choice methods with simulation.

**KEY WORDS.** Two-sided matching; Strategic Interactions; Pre-match investments; Cross-sectional dependence; Structural estimation; Bayesian game estimation; Order statistics; Wage inequality; Human capital

**JEL CLASSIFICATION:** C21, C51, C57, J31

---

*Date:* August 28, 2019.

Contact: Jacob Schwartz, Department of Economics, University of Haifa, 199 Aba Khoushy Ave., Mount Carmel, Haifa, 3498838, Israel. Email: jschwartz@econ.haifa.ac.il.

# 1. Introduction

Since the 1980s, economists have attributed rising wage inequality to a number of sources. One possible source of such inequality is positive assortative matching between workers and firms - the tendency for the quality of workers and firms who match with one another to be positively correlated.<sup>1</sup> Unfortunately, studying matching in labour markets presents a serious challenge when the decisions of individual job seekers affect each other's hiring outcomes. This paper develops a methodology to address this challenge. In particular, we show how cross-sections of matched employer-employee data can be used to study the role that a labour market matching technology plays in shaping the equilibrium distributions of education and wages. The structural model we develop can capture assortative matching between workers and firms even in the absence of complementarities between worker and firm types in the match production function.<sup>2</sup>

A general overview of the labour market in the model is as follows. Agents from one side of the market sequentially choose agents from the other side according to their preferences. Preference rankings of the choosers depend on a preference parameter, along with the capital of both types of agents. The order in which the choosers pick depends on the chooser's capital and a matching technology parameter. Before matching, the agents who will be chosen are allowed to simultaneously decide their capital given the distribution of the chooser's capital and the underlying parameters of the economy (including the frictions).

This paper contributes to the econometric literature concerned with inference in two-sided matching models.<sup>3</sup> A key feature of our setup is that the characteristics of agents on one side of the market are endogenous - in particular, arising in equilibrium from a pre-matching investment game. We show how, rather than making the empirical analysis intractable, accommodating such pre-matching investments provides the researcher useful information for inference.<sup>4</sup> We propose a two-stage approach for inference on the agents' preferences and the matching technology. In the first stage, we fix the matching

---

<sup>1</sup>Recent empirical papers examining the role of sorting on wage inequality include [Card, Heining and Kline \(2013\)](#), [Barth, Bryson, Davis and Freeman \(2016\)](#), and [Kantenga and Law \(2016\)](#).

<sup>2</sup>The value of a match between any type of worker,  $h$ , and any type of firm,  $k$ , can be represented using a positive, increasing function,  $f(h, k)$ . We say that the types are complements in  $f$  when the marginal product of an  $h$  type is higher when matched with a higher  $k$  type (and vice versa).

<sup>3</sup>See [Chiappori and Salanié \(2016\)](#) for a review of this literature. A seminal paper in this literature is [Choo and Siow \(2006\)](#), which considers inference in a transferable utility setup with a continuum of agents.

<sup>4</sup>A popular approach for estimating two-sided matching models builds on the notion that the observed matching is pairwise stable. For example, see [Fox and Bajari \(2013\)](#), [Echenique, Lee and Shum \(2013\)](#), and [Menzel \(2015\)](#). Requiring that the observed matching be pairwise stable may be unrealistic in the context of a frictional labour matching market of the sort that is the focus of this paper.

technology and construct confidence regions for the preference parameter by estimating the Bayesian game associated with the workers' pre-match investment in education decision. We show that this problem can be cast in a discrete choice framework yielding tractable and consistent estimation via maximum likelihood when the workers' educational decision takes one of two values (college, or no college). In the second stage, we construct confidence intervals for the matching technology using a simulation-based inference approach. In the first stage, the presence of the matching function in workers' expected utility function makes estimating workers' equilibrium expectations highly non-trivial. Nevertheless, under reasonable assumptions, we show that workers' equilibrium expectations can be written in a closed form suitable for consistent estimation. The second-stage inference on the matching technology uses the following insight: once the matching process is specified, the finite sample distribution of the observed matching is known up to a parameter.<sup>5</sup> We construct a test statistic that measures the distance between the observed joint distribution of worker education and matched firm capital to simulated counterparts. A confidence interval for the matching technology can then be constructed by inverting the test.

This paper builds on the fundamental insights of [Becker \(1973\)](#) and [Gale and Shapley \(1962\)](#) to illustrate how an economically meaningful notion of sorting can be captured in a model that assumes additive worker and firm effects. Since [Abowd, Kramarz and Margolis \(1999\)](#) (AKM), the availability of matched employer-employee data has allowed researchers to study the role that unobserved worker and firm attributes play in driving wage variation over time. In AKM, the correlation of worker and firm fixed effects from wage regressions is taken to capture a notion of sorting. Although popular for investigating the wage structure, a burgeoning literature has criticised the viability of AKM for detecting sorting on unobservables. In particular, the additive structure of AKM implies that wages are monotone in firm type - an implication that is difficult to reconcile with equilibrium models of sorting with and without frictions ([Eeckhout and Kircher \(2011\)](#), [Lopes de Melo \(2018\)](#)).<sup>6</sup> For example, in [Eeckhout and Kircher \(2011\)](#), a low-type worker can receive a lower wage at a high-type firm since the worker must implicitly

---

<sup>5</sup>This idea of using a structural model to characterize the joint distribution of a discrete matching model that can then be used for inference on the model parameters builds from [Kim, Schwartz, Song and Whang \(2019\)](#). Although computationally intractable when the dimension of the parameter is large, this approach is attractive for inference on the matching technology parameter in the second stage of our approach.

<sup>6</sup>[Gautier and Teulings \(2006\)](#) was an early empirical study that detected a concave relationship between wages and firm type.

compensate the high-type firm in equilibrium for forgoing the opportunity to fill a vacant job with a higher-type worker.<sup>7</sup>

In his seminal 1973 paper on the marriage market, Becker argued that when the match production function is supermodular<sup>8</sup> and utility is transferable between matched agents, high types can outbid low types for the best partners, leading to an equilibrium with positive assortative matching. In the same paper, Becker noted that sorting can also arise in a non-transferable utility (NTU) framework when the payoffs of the agents on both sides of the market are monotonic in the other agent's type. To explain why, Becker invokes the notion of pairwise stability [Gale and Shapley \(1962\)](#).<sup>9</sup> To illustrate, consider an economy with four agents where a low-type firm is paired with a high-type worker and vice-versa. Such a matching is unstable when high types are preferred, because both high-types will agree to abandon their low-type partners for one another. NTU arises naturally in our model from the assumption that wages for any matched pair are determined exogenously (in fact, by a Nash bargaining assumption). In a special case of our model in which the preferences of agents are indeed monotonic, sorting - and some inequality - may emerge. In this case, complementarities are not necessary for sorting but merely amplify the effects of sorting, since interactions between worker and firm types in the wage function lead to more wage dispersion than when such interactions are absent.

Search and matching models have emerged as the leading alternative to the AKM framework for studying sorting in labour markets.<sup>10</sup> In this literature, the standard matching technology is one that converts aggregates of vacancies and unemployed workers into matches. Although treating matching at the aggregate level simplifies the analysis considerably, any strategic interdependence that may be present in the matching process is assumed away ([Chade, Eeckhout and Smith \(2017\)](#)). One contribution of this paper is to develop and estimate a model that takes such strategic interdependence in the matching process seriously. Capturing such interdependence is desirable, since in many labour markets the impact of an individual's decisions on the outcomes of other workers are

---

<sup>7</sup>There are other reasons wages may be non-monotonic in firm type. In [Postel-Vinay and Robin \(2002\)](#), workers may be willing to accept lower wages at higher type firms when they expect to receive higher wages in the future.

<sup>8</sup>When  $f$  is differentiable, (strict) supermodularity is equivalent to  $\partial^2 f(h, k) / \partial h \partial k > 0$ .

<sup>9</sup>This insight comes to us by way of [Chade, Eeckhout and Smith \(2017\)](#)'s excellent review of the search and matching literature.

<sup>10</sup>[Hagedorn, Law and Manovskii \(2017\)](#), [Bagger and Lentz \(2018\)](#), [Lise, Meghir and Robin \(2016\)](#) and [Lopes de Melo \(2018\)](#) all find evidence of positive sorting when an AKM approach finds negligible sorting.

highly relevant and cannot be ignored.<sup>11</sup> In the equilibrium of our model, (and in contrast to standard search models), the probability that a worker matches to a given firm typically depends on the decisions of all the other agents in the economy. Another key facet of search models is that workers direct their job search based on the wages that employers set for them. However, recent studies of online job markets have found that it is relatively uncommon for positions to explicitly post wages.<sup>12</sup> Another way in which this paper differs from the traditional search literature is that we do not require workers do not observe posted wages directly. Instead, workers know the underlying distributions of job characteristics and the matching process prior to simultaneously investing in education. In this sense, the worker's decision to invest in education is the channel by which workers are able to direct their search.

The framework in this paper supposes that each equilibrium gives rise to a single large matching between workers and firms.<sup>13</sup> Under familiar assumptions (e.g., iid and separable private information), we follow similar arguments to [Aguirregabiria and Mira \(2019\)](#) to prove that an equilibrium exists. The setup here, however, also allows us to provide sufficient conditions for equilibrium uniqueness.

This paper is also part of the literature concerned with estimating cross-sectionally dependent observations. In our setup, the observed matching of workers to firms exhibits cross-sectional dependence of an unknown form due to the matching process. This means that asymptotic inference approaches that appeal to the the law of large numbers and central limit theorems will not work. The approach we pursue builds on [Kim, Schwartz, Song and Whang \(2019\)](#) which discusses how inference in structural matching models are possible when knowledge of the matching process can be used to characterize the joint distribution of the observed matching. This paper shows how such a simulation-based inference approach, cumbersome when the dimension of the parameter space is high dimensional or complex, is useful for estimating a subset of the parameters in structural models with cross-sectional dependence.<sup>14</sup>

---

<sup>11</sup>For example, a worker's decision to get a master's degree in finance will not only affect the likelihood that he gets a job at an investment bank, but also the likelihood that his competitors get the job.

<sup>12</sup>For example, [Marinescu and Wolthoff \(2016\)](#) study the role of job titles in directing the search of workers report that only 20% of job the advertisements CareerBuilder.com report a wage.

<sup>13</sup>This contrasts with cases in which the researcher sees many independent copies of games involving few players, such as those studied by [Bresnahan and Reiss \(1991\)](#), [Ciliberto and Tamer \(2009\)](#), [Berry \(1992\)](#) and many others. See [Xu \(2018\)](#), [Song \(2014\)](#), [Menzel \(2016\)](#) for more papers discussing the estimation of large Bayesian games.

<sup>14</sup>The simulation-based approach used in the second-stage of the inference procedure is known as a Monte Carlo test. Monte Carlo tests have a history in econometrics dating back at least to the 1950s, as discussed by [Dufour and Khalaf \(2001\)](#) in their overview of the technique.

Section 2.3 provides intuition on how our model captures the relationship between matching frictions, sorting, and inequality. In particular, we illustrate how a fall in matching frictions can yield two opposing impacts on wage inequality via their effects on sorting and the supply of highly educated workers. In the model parameterization considered, a fall in frictions leads to both an increase in the equilibrium supply of highly educated workers and an increase in positive assortative matching between workers and firms. That is, the latter sorting effect increases wage inequality while the former supply effect acts in the opposite direction. In general, the impact of matching frictions on wage inequality are more pronounced when worker and firm types are complements in the match production function. The section also illustrates how a fall in information frictions can lead to a dramatic rise in the education wage premium through sorting while at the same time, a much more modest increase in the supply of highly educated workers. Thus, changes in informational frictions may be a useful way to explain a puzzling empirical findings concerning the relationship between wage premia and educational attainment.<sup>15</sup>

Section 2 introduces the model of two-sided labour market matching with frictions. In the baseline model of Section 2.1, workers and firms with exogenous characteristics match with one another and split the match surplus according to a Nash bargaining rule. The rest of the paper is organized as follows. Section 2.2 extends the baseline model to allow for endogenous worker characteristics - after observing their type, workers simultaneously invest in education prior to entering the labour market. Section 3 outlines an approach for inference on the parameters of the structural model of Section 2.2. Section 4 presents a small simulation study illustrating the finite sample size and power performance of the first-stage inference. Section 5 concludes. Mathematical proofs are confined to two appendices: Appendix A contains results concerning the existence and uniqueness of the equilibrium of the game described in Section 2.2 while Appendix B contains supplemental results relating to the first-stage inference on preferences.

## 2. The Labour Market As a Two-Sided Matching Market

Our goal is to study the distribution of education and wages using separate cross-sections of matched employer-employee data. The first subsection introduces the core

---

<sup>15</sup>See [Card and Lemieux \(2001\)](#).

elements of the model that will serve as the basis for the structural model in the second subsection.

## 2.1. Baseline model

Let  $N_h = \{1, \dots, n_h\}$  be the set of workers and  $N_f = \{1, \dots, n_f\}$  be the set of firms, where  $n_h$  and  $n_f$  are used to denote the total number of workers and firms, respectively. Each worker seeks one job and each firm seeks to hire one worker.

The matching of workers to firms will be determined by the preference rankings of workers and firms. Workers value the capital of firms,  $K = (K_j)_{j \in N_f}$ , and firms value the human capital of workers  $H = (H_i)_{i \in N_h}$ , where  $K_j$  and  $H_i$  are scalars. Any worker  $i$  who is matched with firm  $j$  receives wage  $w_{ij} \geq 0$  while firm  $j$  receives profit  $\rho_{ji} \geq 0$ , where both wages and profits may also depend on a parameter,  $\theta \in \mathbf{R}^d$ .<sup>16</sup> Since our framework supposes that wages and profits are always non-negative for any worker and firm that could match, we will assume throughout the paper that no agent will ever unilaterally dissolve a match to become unmatched. This requirement that any matching satisfy an individual rationality constraint is embodied in the following condition:<sup>17</sup>

**Condition IR** (Individual rationality of matches): *For each  $i \in N_h$ , and  $j \in N_f$   $w_{ij} \geq 0$  and  $\rho_{ji} \geq 0$ .*

Based on the values of  $\rho_j = (\rho_{ji})_{i \in N_h}$  each firm  $j$  can construct preference rankings over the workers. We suppose that if the firm is ever indifferent between one or more workers, then the firm picks preference rankings over these workers at random. Next, we introduce a condition on the worker's wage function that will grant us a natural economic interpretation of the matching process (along with our notion of information frictions).

**Condition H** (Homogeneous worker preferences): *For each  $i \in N_h$ , the wage of worker  $i$  is increasing in the capital of their matched firm.*

The condition is tantamount to a notion of worker preference homogeneity, implying that all workers prefer higher capital firms. Supposing that workers accurately observe the capital of firms, the condition implies that a matching algorithm in which the highest capital firm,  $j_1$ , choose his preferred worker,  $i_1 \in N_h$ , the second highest capital firm,  $j_2$ ,

<sup>16</sup>In this setup,  $\theta$  represents the preferences of both workers and firms. As we will see,  $w_{ij}$  and  $\rho_{ji}$  depend on the output of worker  $i$  at firm  $j$ , and the production function that gives rise to this output will depend on a part of  $\theta$ .

<sup>17</sup>The current setup is tailored to settings where the researcher has at least one cross-section of matched employer-employee data and the agents who are unmatched are not of primary interest in the analysis. An interesting (and challenging) extension of the current framework would accommodate the possibility of unmatched agents, and hence unemployment.

choose his preferred worker  $i_2 \in N_h \setminus \{i_1\}$  and so on is an example of the *serial dictatorship* mechanism and would produce a stable matching.<sup>18</sup>

In order to build a model that accounts for the possibility of mismatches between workers and firms, we suppose that information frictions are present in the market. Specifically, we suppose that workers do not directly observe realizations of the firm's capital. Instead, each worker sees  $v = (v_j)_{j \in N_f}$ , where  $v_j$  is a 'noisy' measure of firm  $j$ 's capital. In particular, suppose that workers see

$$(2.1) \quad v_j = \beta K_j + \eta_j,$$

for each  $j$ , where  $\beta \in B$ ,  $B \subset \mathbf{R}$  is the parameter space of  $\beta$ , and  $\eta_j$  is a random variable that is independent across  $j$ . The size of the variance of  $\eta_j$  relative to the magnitude  $\beta$  represents the magnitude of information frictions in the matching process. It is clear that when  $\beta$  is zero and the variance of  $\eta_j$  is positive, then this setup yields random matching from firm to worker the characteristics, since variation across firm capital plays no role in determining the realizations of  $v$ . Furthermore, when  $\beta \neq 0$  and  $\text{Var}(\eta_j) = 0$ , it will be as if firm capital is observed by the worker, since  $v_j$  is determined entirely by the firm's capital. In the latter case, when  $\beta > 0$  workers would favour firms with the largest realizations of  $v$ , while in the case that  $\beta < 0$ , workers would favour firms with the smallest realizations of  $v$ . However, even in the case that  $\text{Var}(\eta_j) > 0$ ,  $v_j$  still conveys some useful information to the worker under certain circumstances. To see this, suppose that  $v_j$ 's follow equation 2.1 with  $\beta > 0$  and let  $\eta_j$ 's be iid<sup>19</sup>. Then, any worker who sees  $v_{j_1}$  exceed  $v_{j_2}$  will prefer matching with Firm  $j_1$  over Firm  $j_2$ , since the worker recognizes that the distribution of  $K_{j_1}$  conditional on  $v_{j_1} = \tilde{v}_{j_1}$  stochastically dominates the distribution of  $K_{j_2}$  conditional on  $v_{j_2} = \tilde{v}_{j_2}$  when the worker observes  $\tilde{v}_{j_1} > \tilde{v}_{j_2}$ .

The following condition specifies the matching process we will use throughout the paper.

**Condition SD** (Matching process): *The matching of workers to firms in the economy arises as follows. The highest  $v$  firm,  $j_1$ , chooses his preferred worker,  $i_1 \in N_h$ , the second highest  $v$  firm,  $j_2$ , chooses his preferred worker  $i_2 \in N_h \setminus \{i_1\}$ , and so on, until the lowest  $v$  firm,  $j_{n_f}$ , chooses his preferred worker among those not chosen by any higher ranked firms.*

One way of understanding this matching algorithm in economic terms is to consider the following thought experiment. Imagine a situation in which a group of job-seekers have assembled in a large room on the day of a job fair. Workers do not observe the true quality

<sup>18</sup>Satterthwaite and Sonnenschein (1981). See Section 2.2. of Roth and Sotomayor (1990).

<sup>19</sup>We will impose such an assumption in a later section.



of any of the firms, (represented by  $K$ ), but they do see each firm's value of  $v$ . When  $\beta > 0$  and  $\eta_j$ 's are iid, each worker is happiest to match with the highest  $v$  firm, since the distribution of capital associated with the highest  $v$  firm stochastically dominates the distribution of capital associated with any of the lower  $v$  firms. A procedure in which the highest  $v$  firm,  $j_1$ , chooses his preferred worker,  $i_1 \in N_h$ , the second highest capital firm,  $j_2$ , chooses his preferred worker  $i_2 \in N_h \setminus \{i_1\}$  and so on, will have no complaints from any of the participants at the job fair – that is, until uncertainty associated with  $K$  is revealed. In this world, agents will typically have more regret (and hence a greater desire to rematch) when the frictions in  $v$  are large. However, rematching is outside the scope of the model.

Next, we add some further structure to wages and profits. In particular, we will assume that the payoffs for any two matched agents follow a Nash bargaining structure. Let  $\tau \in (0, 1)$  be the bargaining weight. A worker  $i$  who matches with a firm  $j$  receives

$$(2.2) \quad \begin{aligned} w_{ij} &= \tau f(H_i, K_j) + (1 - \tau)g(H_i) \text{ and} \\ \rho_{ji} &= (1 - \tau)(f(H_j, K_j) - g(H_i)), \end{aligned}$$

where  $f$  is the worker-firm output function and  $g(H_i)$  is an outside option function, both of which may depend on elements of  $\theta$ . In a subsequent section, we will allow worker covariates,  $X_i$ , to effect wages through the outside option function,  $g$ .<sup>20</sup> The following condition requires  $f$  to satisfy some intuitive properties with respect to the worker and firm capital variables.

**Condition F** (Production function):  *$f$  is increasing in human capital and firm capital.*

Condition F merely requires that more capital leads to more output - it does not impose that the worker and firm attributes be complements in  $f$ . Section 2.2 goes into further detail about the role of  $f$  in this model.

## 2.2. Frictional Matching Model with Worker Investments

We now introduce a structural model where workers simultaneously invest in education prior to the serial dictatorship matching process as outlined in the previous section. A general overview of the matching process is as follows: i) workers, observing only their type, simultaneously choose a level of education, ii)  $v$  is realized, iii) firms, seeing only the education of workers, match according to Condition SD.

---

<sup>20</sup> $X_i$ 's have support  $\mathcal{X} \subset \mathbf{R}^d$ , where  $d$  is an integer greater than or equal to one.

Although firms select their preferred workers in the serial dictatorship phase after constructing preference rankings over the workers, firms are not considered strategic agents within the context of the investment game itself.

There are  $n_h$  players indexed by  $i \in N_h$ . Each player chooses an education level,  $h_i$ , from the discrete set  $\mathcal{H} \equiv \{1, \dots, J\}$  to maximize their expected payoff. Let  $\lambda = (\theta', \beta)$ , where  $\beta$  is the matching frictions parameter and  $\theta \in \mathbf{R}^d$  is a preference parameter. The payoff function of player  $i$  comprises the wage less a cost of education,

$$(2.3) \quad u(h_i, h_{-i}, x_i, k, \eta, \varepsilon_i; \lambda) = \omega(h_i, h_{-i}, x_i, k, \eta; \lambda) - c(h_i, x_i, \varepsilon_i; \lambda),$$

where  $h_{-i} \in \mathcal{H}_{-i}$  are the choices of the other agents,<sup>21</sup>  $x_i \in \mathcal{X}$  and  $\varepsilon_i \in \mathbf{R}^J$  are the private information of worker  $i$ , and  $k \in \mathbf{R}^{n_f}$  and  $\eta \in \mathbf{R}^{n_f}$  are vectors of exogenous firm variables that are unobserved by the workers. Although  $\varepsilon_i$  and  $x_i$  are private information of the worker, we will assume  $x_i$  is observed by the econometrician in a subsequent section. The variable  $\varepsilon_i$  represents the worker's private cost associated with each of the  $J$  education levels. In Section 3.2 we will supply explicit assumptions on worker and firm information that illustrates why, given the matching process, the components of the payoff function depend on model's underlying variables in the way stipulated by equation (2.3).

We now provide additional conditions that establish the existence of a Bayesian Nash equilibrium for our game (which we prove in Section 6).

**Assumption 2.1.** (a)  $K_j$ 's,  $\eta_j$ 's are independent across  $j$ .  $X_i$ 's,  $\varepsilon_i$ 's are independent across  $i$ .  $X$ ,  $K$ ,  $\varepsilon$ , and  $\eta$  are independent. (b)  $\varepsilon_i$ 's are continuously distributed.

**Assumption 2.2.** The cost function is separable in private information:

$$c(h_i, x_i, \varepsilon_i; \lambda) = c_0(h_i, x_i; \lambda) + \varepsilon_i' d(h_i),$$

where  $d(h_i)$  is a  $J$ -dimensional vector with one in the  $h_i$ -th row and zero otherwise.

The assumptions of separability and independence are common in the structural literature.<sup>22</sup> In Section 6, we show that Assumptions 2.1 and 2.2 are sufficient for establishing the existence of the Bayesian Nash equilibrium for the game of this section. For now, we will provide some intuition into the worker's education decision problem. First, we define the set of pure strategies as  $\sigma = \{\sigma_i(x_i, \varepsilon_i) : i \in N_h\}$  where  $\sigma_i$  is a function that maps from  $\mathcal{X} \times \mathbf{R}^{J-1}$  into  $\mathcal{H}$ . Assumption 2.2 says that we can write the expected utility of agent  $i$  with covariates  $x_i$ , who chooses  $h_i$  under beliefs  $\sigma$  as

$$(2.4) \quad U_i(h_i, x_i, \sigma, \varepsilon_i) = \tilde{U}_i(h_i, x_i, \sigma) + \varepsilon_i' d(h_i),$$

<sup>21</sup>Since the set of pure strategies for each agent is  $\mathcal{H}$ , it follows that  $\mathcal{H}_{-i} = \mathcal{H}^{n_h-1}$  for each  $i$ , where  $\mathcal{H}^{n_h-1}$  denotes the  $(n_h - 1)$ -ary Cartesian power of  $\mathcal{H}$ .

<sup>22</sup>For example, see the discussions in [Kasahara and Shimotsu \(2008\)](#) and [Xu \(2014\)](#).

where the first term in the expected utility is

$$(2.5) \quad \tilde{U}_i(h_i, x_i, \sigma) = \sum_{h_{-i} \in \mathcal{H}_{-i}} \tilde{u}_i(h_i, h_{-i}, x_i) P_{-i}(h_{-i} | \sigma),$$

and

$$(2.6) \quad \tilde{u}_i(h_i, h_{-i}, x_i) \equiv \tilde{\omega}_i(h_i, h_{-i}, x_i) - c_0(h_i, x_i),$$

where  $\tilde{\omega}_i(h_i, h_{-i}, x_i)$  is given by

$$\tilde{\omega}_i(h_i, h_{-i}, x_i) = \mathbf{E}[\omega(H_i, H_{-i}, X_i, K, \eta; \lambda) | H_i = h_i, H_{-i} = h_{-i}, X_i = x_i],$$

and expectation is taken with respect to the distributions of  $K$  and  $\eta$ . By Lemma (6.1) we can rewrite equation 2.5 as

$$\tilde{U}_i(h_i, x_i, \sigma) = \sum_{h_{-i} \in \mathcal{H}_{-i}} \tilde{u}_i(h_i, h_{-i}, x_i) \prod_{j \in N_h \setminus \{i\}} P_j(h_j | \sigma_j).$$

Throughout this paper, we will consider the case in which the wages of workers are determined by Nash bargaining. As in equation 2.2, we will suppose that firm capital only enters the worker's payoff through the production function. Denote  $\mathcal{M}(i)$  as the identity of the firm that worker  $i$  matches to as a result of the matching process, and  $K_{\mathcal{M}(i)}$  as the level of capital associated with firm  $\mathcal{M}(i)$ . Under these assumptions, we may write  $\tilde{\omega}_i(h_i, h_{-i}, x_i)$  as

$$(2.7) \quad \tilde{\omega}_i(h_i, h_{-i}, x_i) = \tau \tilde{f}_i(h_i, h_{-i}) + (1 - \tau)g(h_i, x_i),$$

where

$$\tilde{f}_i(h_i, h_{-i}) = \mathbf{E}[f(H_i, K_{\mathcal{M}(i)}) | H_i = h_i, H_{-i} = h_{-i}, X_i = x_i],$$

the expectation is taken with respect to the distributions of  $K$  and  $\eta$ , and we have allowed the worker's characteristics to enter the payoff function through the outside option function,  $g$ .<sup>23</sup>

Education affects the worker's expected utility in a number of ways. The first two are obvious: since  $f$  is increasing in  $h_i$  by Condition F, the worker who invests in a higher level of education obtains a higher wage at any firm he matches to. The worker's choice of education also affects his payoff through the outside option function,  $g$ . The novel channel in this setup is that  $h_i$  also determines the expected quality of the firm that  $i$  matches to. Even though (as mentioned before) firms in this model are non-strategic

<sup>23</sup>Here,  $\tau_i = \tau$  for each  $i$ . The framework here can be extended to incorporate heterogeneity in worker bargaining positions. [Bagger and Lentz \(2018\)](#) emphasize the importance of endogenous search intensity and matching variation (e.g., [Postel-Vinay and Robin \(2002\)](#)) in understanding the causes of wage inequality.

agents, the functional form of the production function,  $f$ , plays a key role in determining whether or not firms with different levels of capital exhibit different preferences for workers of differing levels of education. To see how  $f$  determines whether or not firms' preferences are heterogeneous, consider the Nash bargaining preferences of a firm for any worker who chooses education level  $h$ :

$$(2.8) \quad \rho(k, h; \theta) = (1 - \tau)(f(h, k; \theta) - \tilde{g}(h; \theta)),$$

where  $\tilde{g} = \mathbf{E}g(h, X_i)$  and the expectation is taken with respect to the distribution of  $X_i$ .<sup>24</sup> Suppose that  $X_i$  is iid,  $K$  takes two values  $k_1, k_2$  and there are two levels of education,  $h_1, h_2$  with  $h_2 > h_1$ . Let us denote the set of firms that prefer high education ( $h_2$ ) as

$$M_2^+(\theta) = \{m \in \{1, 2\} : \rho(k_m, h_2; \theta) \geq \rho(k_m, h_1; \theta)\}.$$

If  $f(h, k)$  is of the form  $a(h) + b(k)$ , where  $a$  and  $b$  are two functions that map the capital variables to the real numbers, then  $M_2^+(\theta)$  will be either  $\{1, 2\}$  or  $\emptyset$ . In this case we say that firms have homogeneous preferences, since both types of firms in the economy prefer the higher educated workers. Alternatively, if  $f(h, k)$  is of the form  $a(h)b(k)$  then  $M_2^+(\theta)$  will be either  $\{1, 2\}$ ,  $\emptyset$ , or  $\{2\}$ . This is the case of heterogeneous firm preferences. In this latter case where  $f$  exhibits complementarities in worker and firm types, the set of firms types that prefer high to low education is more finely partitioned. Moreover, the presence or absence of complementarities will play a key role in determining the severity of wage inequality. More general than all these points, however, is the following fact about the model: as long as  $k$  appears somewhere in  $f$ ,  $k$  does not have to interact directly with  $h$  in  $f$  for the information frictions represented by  $\beta$  to matter in worker's investment decision.

### 2.3. Some Implications of Frictional Matching Model

In this section, we explore some key features of the model. We will suppose that the functional forms, underlying distributions, and firm preferences are such that firms always strictly prefer higher educated workers. In the following subsection, we will illustrate sorting without any direct interactions between worker and firm types in the production function.

**2.3.1. Sorting Without Complementarities.** In Figure 1 and Figure 2, we compare the equilibrium probability of investing in education and the equilibrium Gini coefficient for

<sup>24</sup>Here, we implicitly assume that firms do not observe workers' covariates and rank workers only in terms of their education. We make these assumptions concerning firm information explicit in a subsequent section.

a range of the friction parameters under two specifications of the production function: Specification 1 allows direct interaction between worker and firm types,  $f = \theta_1 hk$ , while such interactions are absent in Specification 2,  $f = \theta_1(h+k)$ . Each point on the plot is the average of 500 simulations of endogenous variable from the equilibrium of the model. The outside option parameter is set to  $\theta_2 = (-.75, .25, .5)$ . There are 500 workers and firm positions. In Specification 1, the high value of  $\theta_1$  is 3, and the low value of  $\theta_1$  is 1. In Specification 2, the high value of  $\theta_1$  is 2, and the low value of  $\theta_1$  is 1. There are two levels of firm capital:  $K = 1/2$  and  $K = 1$ . The fraction of each type of firm is .5 in the economy.<sup>25</sup>

A number of implications are straightforward: the equilibrium probability of investing in high education is higher when  $\theta_1$  is higher and frictions are lower. When  $\theta_1$  is higher, workers will be compensated more for higher levels of education. When  $\beta$  is higher, the probability of matching to a higher type firm when they choose high education is higher.

The effect of increasing  $\beta$  (lowering matching frictions) on both the education and wage inequality is typically much more dramatic in Specification 1. A rise in  $\beta$  (a lessening in matching frictions) increases sorting in both specifications. In Figure 1, the correlation between worker and firm types rises from approximately zero to 45% when  $\theta_1$  is high, but from zero to 70% when  $\theta_1$  is lower; in Figure 2, the correlation between worker and firm types rises from zero to 51% in the high theta case whereas it rises from zero to 68% in the low theta case. The overall level of inequality in Specification 1 is also higher since whatever sorting is present is amplified to a greater extent when the types interact in the wage equation than when they do not.

The high  $\theta_1$  case in the right hand panel of Figure 1 also illustrates the role that two competing effects of changes in  $\beta$  play on the level of wage inequality. When  $\beta$  rises from 0 to 1, the level of inequality increases through the sorting channel. However, as  $\beta$  continues rises, the equilibrium probability of investing in education also continues to rise. As the fraction of highly educated surpasses 80%, the level of inequality begins to level off (at  $\beta = 2$ ) and then begins to fall. This phenomenon is also illustrated to a lesser degree in the high  $\theta_1$  case of the right hand side panel of Figure 2.

---

<sup>25</sup>Across all the specifications, we set the outside option function to be  $g = \exp(h \cdot x\theta_2)$ .

FIGURE 1. Education and Wage Inequality Under Specification 1

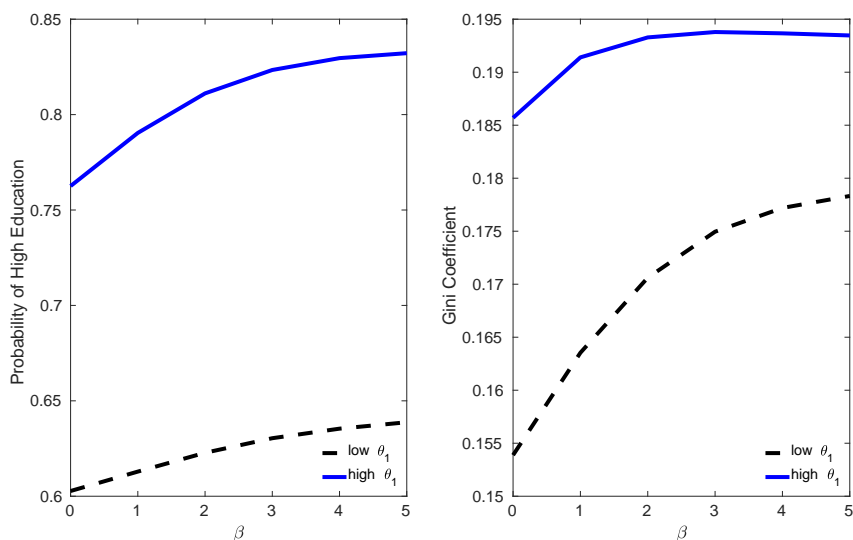
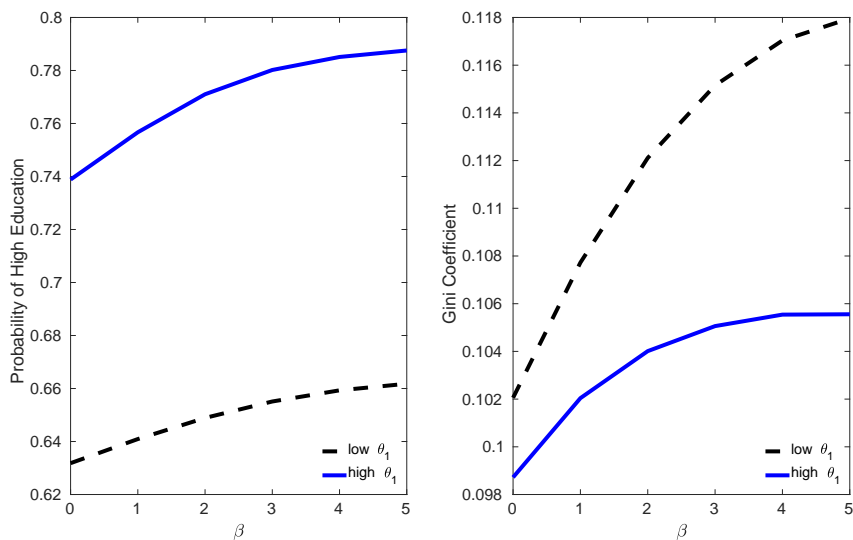


FIGURE 2. Education and Wage Inequality Under Specification 2



Figures 1 and 2 plot the equilibrium probability of high education investment and the Gini coefficient for a range of values of the matching frictions parameter,  $\beta$  in cases where firms all prefer higher-educated workers. We consider two specifications for the production function: Specification 1 includes interactions between worker and firm types while Specification 2 does not. Lowering matching frictions (increasing  $\beta$ ) increases the equilibrium level of education across specifications. A rise in  $\beta$  impacts inequality through two competing effects: a sorting effect that increases inequality and an a supply effect that lowers inequality. This can be seen most dramatically in Figure 1: as  $\beta$  rises past a value of three, the fraction of highly educated rises more and more and inequality falls, dominating the effects of sorting on inequality.

**2.3.2. Supply of Highly Educated Workers and Education Premia.** In this section, we show how simulation of our static model can capture a puzzling phenomenon discussed in [Card and Lemieux \(2001\)](#). How can dramatic increases in the education wage premium lead to only modest increases in the supply of highly educated workers? The authors note that, over a roughly 30 year period beginning in the early 1970s, the college-high school wage gap rose considerably in the United States, Canada, and the United Kingdom, and that this rise occurred mostly for younger workers. They argue that an important source of this trend is a stagnation in the rate of educational attainment among workers born in the 1950s and thereafter.

In Figure 3, we show how this pattern can be driven entirely by changes in the matching technology over time. The wage premium is measured as the difference between the average wages of the workers with high education and the average wages of workers with low education. Each point on the plot represents the average of 500 simulations of the model. We use Specification 1,  $f = \theta_1 h k$ , under the same setup as before with only one difference; we choose the low value of  $\theta_1$  to be 0.7 and the high  $\theta_1$  to be 2.5. In the case that  $\theta_1$  is very low, the effect of raising  $\beta$  is to dramatically increase sorting without inducing a large benefit to the workers from acquiring education in equilibrium.

FIGURE 3. Supply of Highly Educated Workers and Education Wage Premia

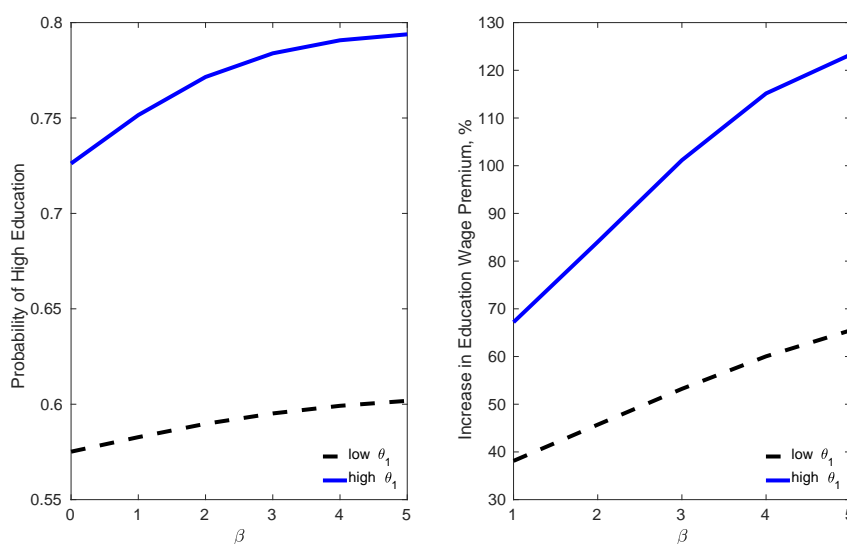


Figure 3 offers an explanation to an empirical puzzle discussed in [Card and Lemieux \(2001\)](#): why are increases in wage premia not associated with large increases in the supply of highly educated workers? We plot the equilibrium probability of high education investment and the returns to education for a range of values of the matching frictions parameter,  $\beta$  when firms prefer higher education. In the case that  $\theta_1$  is very low, the effect of increasing  $\beta$  is to dramatically increase sorting while keeping the equilibrium returns to education for any particular worker reasonably low.

### 3. Econometric Inference

In this section, we outline the general empirical strategy for performing inference on the underlying model parameters. In Section 3, we describe how the main model can be used to characterize the observed distribution of the matching of workers to firm and hence the wages of all the workers in the economy. The goal is to then use these representations to construct confidence regions for the preference and matching technology parameters.

However, if the model is high dimensional, the Monte Carlo inference approach may be cumbersome to apply in practice. For this reason, we propose a two-stage inference approach that relies on the construction of a first-stage confidence interval for a subset of the model parameters. We demonstrate this approach in practice in Section 3.2 by estimating the Bayesian game from 2.2 for fixed values of  $\beta$ .

#### 3.1. Two-Stage Inference Accommodating Cross-Sectional Dependence of Observed Matching

The econometrician observes a matching of workers to firms,  $\mathbf{M} = (\mathbf{M}(i))_{i \in N_h}$ , where for each  $i \in N_h$ ,  $\mathbf{M}(i)$  takes values in the set of firms.<sup>26</sup> The main challenge associated with inference is the fact that the distribution of  $\mathbf{M}$  exhibits cross-sectional dependence of a complicated form. The matching of workers to firms can be thought of as discrete choice problem on the part of the firm where the choice sets of firms are endogenously constrained by the choices of firms with higher  $v$ -indices, which depends on  $\beta$ ,  $\eta$  and  $k$ . Hence, the event that worker  $i$  matches to firm  $j$  cannot be considered independent from the event that a worker  $i' \neq i$  matches to firm  $j$ . Also, the fact that firm preferences may be heterogeneous means we cannot condition on the  $v$ -index and firm preferences in a way to remove the cross-sectional dependence as was done by [Diamond and Agarwal \(2017\)](#).

The econometrician observes the vector  $\mathbf{M} \in \mathbf{R}^{n_h}$ , which represents a matching of workers to firms. Given the serial dictatorship matching process, the joint distribution of  $\mathbf{M}$  is known up to a parameter. Let  $\mathbf{K} = (\mathbf{K}(i))_{i \in N_h}$ , where  $\mathbf{K}(i) = K_{\mathbf{M}(i)}$ ; i.e., the capital of the firm matched to by worker  $i$ .

Our model also implies that the finite sample distribution of wages,  $(\mathbf{W}(i))_{i \in N_h}$ , is known up to a parameter. Under Nash bargaining (and a specification of the post-match

---

<sup>26</sup>Throughout this paper, we will suppose that the matching is one-to-one between workers and firms. In practice, “firms” in this context can be viewed as positions at particular firms.



wage function based off an equation such as 2.2), we have for each  $i \in N_h$

$$\mathbf{W}(i) = w(H_i, \mathbf{K}(i)).$$

We denote all the match-related observables as  $\mathbf{Y} = (\mathbf{K}, \mathbf{M})$ .  $\mathbf{M}$  is observed whenever the researcher has matched employer-employee data.  $\mathbf{K}$  is observed when the researcher can use the matching data,  $\mathbf{M}$ , and the firm capital data,  $K$ , to find the capital of the firm each worker in the sample is employed at. Using  $\mathbf{Y}$  and worker observables  $H$  and  $X$ , the econometrician wishes to infer  $\lambda_0$ .

**3.1.1. Finite Sample Inference on Parameters.** Next, we consider a test statistic that matches the moments of the distribution of the matched-related observables with their simulated counterparts. To simplify the exposition, we discuss the construction of a confidence interval for  $\beta_0$  alone, i.e., supposing that we knew the true values of  $\theta_0$ . Denote  $R + 1$  as the total number of simulations in the Monte Carlo inference procedure. Drawing  $\eta_r$  from some continuous parametric distribution function,<sup>27</sup> we simulate a version of the matching for each  $\beta \in B$  and each  $r = 1, \dots, R + 1$ , which we write as  $\mathbf{M}_r(\beta) = \{\mathbf{M}_r(i; \beta) : i \in N_h\}$ . The simulated wages are then

$$\mathbf{W}_r(i; \beta) = w(H_i, K_{\mathbf{M}_r(i; \beta)}).$$

It is convenient to define

$$\begin{aligned} \mathbf{Y}_r(\beta) &= \{\mathbf{Y}_r(i; \beta) : i \in N_h\}, \\ \mathbf{Y}_{R+1}(\beta) &= \{\mathbf{Y}_r(i; \beta) : i \in N_h, r = 1, \dots, R + 1\}, \text{ and} \\ \mathbf{Y}_{-r}(\beta) &= \mathbf{Y}_{R+1}(\beta) \setminus \mathbf{Y}_r(\beta). \end{aligned}$$

Next, we will propose a test statistic that depends on both the observed matching data,  $\mathbf{Y}$ , and the simulated matching data, (along with simulated versions of this test statistic). That is,

$$\begin{aligned} T(\beta) &= \phi_n(\mathbf{Y}, \mathbf{Y}_R(\beta)), \quad \text{and} \\ T_r(\beta) &= \phi_n(\mathbf{Y}_r(\beta), \mathbf{Y}_{-r}(\beta)). \end{aligned}$$

An example of such a test statistic is one that compares the observed joint distribution of worker human capital and matched firm capital with simulated counterparts. For

---

<sup>27</sup>We will specify a particular parametric family that this distribution belongs to, along with additional assumptions, in Section 3.2.

example, we may consider the test statistic<sup>28</sup>

$$T(\beta) = \frac{1}{R} \sum_{r=1}^R \max_{h,m} |\hat{P}(h, m; \mathbf{Y}, H) - \hat{P}(h, m; \mathbf{Y}_r(\beta), H)|,$$

where

$$\hat{P}(h, m; \mathbf{Y}, H) = \frac{1}{n_h} \sum_{i \in N_h} 1\{H_i = h, K_{M(i)} = m\}.$$

That is,  $\hat{P}$  is an  $J \times M$  matrix<sup>29</sup> whose  $(j, m)$  element is the estimated probability that a worker of education level  $h_j$  matches to a firm of capital level  $m$ .  $\hat{P}_r(\beta)$  is defined similarly to  $\hat{P}$ , except we replace the observed matching with the  $r$ th simulated matching,  $\mathbf{M}_r(\beta)$ .

Using our test statistic, we may compute a confidence region for  $\beta$  as

$$C_{\alpha, R}^\beta = \{\beta \in B : T(\beta) \leq c_{\alpha, R}(\beta)\},$$

where the critical value is computed as the  $(1 - \alpha)$ -quantile of the empirical distribution of  $\{T_r(\beta) : r = 1, \dots, R\}$ :

$$c_{\alpha, R}(\beta) = \inf \left\{ c \in \mathbf{R} : \frac{1}{R} \sum_{r=1}^R 1\{T_r(\beta) \leq c\} \geq 1 - \alpha \right\}.$$

Under Assumption 3.2, it can easily be shown that finite sample inference on  $\beta_0$  satisfies  $P\{\beta_0 \in C_{\alpha, R}^\beta\} \geq 1 - \alpha$  when the procedure outlined above involves the true parameter,  $\theta_0$ .

In practice, we do not know the true value of  $\theta_0$ . In situations in which the full parameter vector  $\lambda_0$  is not very large, it may be feasible to construct a  $(1 - \alpha)100\%$  confidence region for this parameter that exhibits finite sample validity. That is, we construct

$$(3.1) \quad C_{\alpha, R}^\lambda = \{\lambda \in \Lambda : T(\lambda) \leq c_{\alpha, R}(\lambda)\},$$

where  $T(\lambda)$  and  $c_{\alpha, R}(\lambda)$  are defined analogously to  $T(\beta)$  and  $c_{\alpha, R}(\beta)$ . In the case that  $\Lambda$  is high-dimensional, the finite sample procedure outlined above may not be practical due to the unreasonable computational cost. In the following subsection, we explore a two-stage inference approach that admits inference on  $\beta_0$  when the researcher is able to construct a first-stage confidence region for a subset of the parameters,  $\theta_0$ .

Note that plugging in a consistent estimator of  $\theta_0$ ,  $\hat{\theta}_n$ , for the true value in inference procedure outlined above will generally not lead to valid inference on  $\beta_0$ . This is because

<sup>28</sup>This test statistic is similar to the one used in [Kim, Schwartz, Song and Whang \(2019\)](#). See also [Diamond and Agarwal \(2017\)](#).

<sup>29</sup>In this example, we are implicitly assuming that the distribution of  $K$  is discrete and has  $M$  support points. We will make this assumption explicit in a subsequent section.

there is no reason to expect that plugging in  $\hat{\theta}_n$  for  $\theta_0$  will make the distribution of the simulated matching,  $M_r$ , equal to the distribution of the observed matching,  $M$ . The fact that  $M_r$  is not equal in distribution to  $M$ , in turn implies that  $K_r$  does not follow the same distribution as  $K$ . The severe consequences of estimation error in  $\hat{\theta}_n$  occur because the firm preferences are typically misspecified at all values of  $\theta$  other than the true value,  $\theta_0$ . Moreover, this problem is not alleviated by conditioning on  $H$ ,  $K$ , or exogenous variables. In the following section, we discuss a general two-stage inference approach that can be used when the econometrician can construct an (asymptotically) valid confidence first-stage confidence interval for  $\theta_0$ . In Section 2.2, we extend our baseline economic model of Section 2 in a manner that admits the application of this two-stage inference approach to our setup.

**3.1.2. Two-Stage Inference on  $\beta$  using Test-Inversion Confidence Interval.** Suppose that we wish a  $(1 - \alpha)$ -level asymptotic confidence interval for  $\beta_0$ , and can construct a confidence interval for  $\theta_0$ . Let us denote the test statistic and its simulated counterpart from the previous section, where the  $\theta$  arguments make explicit the test statistic's dependence upon a given value of  $\theta \in \Theta$ :

$$\begin{aligned} T(\beta; \theta_0, \theta_1) &= \phi_n(\mathbf{Y}(\beta_0, \theta_0), \mathbf{Y}_R(\beta, \theta_1)), \quad \text{and} \\ T_r(\beta; \tilde{\theta}, \theta_1) &= \phi_n(\mathbf{Y}_r(\beta, \tilde{\theta}), \mathbf{Y}_{-r}(\beta, \theta_1)). \end{aligned}$$

Note that according to the notation we used in the last section we have  $T(\beta; \theta_0, \theta_0) = T(\beta)$ . Our inference on  $\beta$  proceeds in two steps:

**Step 1.** Using the first stage estimates of  $\hat{\theta}(\beta)$ , we construct a confidence region for  $\theta_0$ ,  $\hat{C}_{\alpha/2}(\beta)$ , with  $(1 - (\alpha/2))$  asymptotic coverage.

**Step 2.** Next, we construct a test statistic that doesn't involve  $\theta$ . Define

$$\begin{aligned} S(\beta) &= \inf_{\theta_1 \in \hat{C}_{\alpha/2}(\beta)} T(\beta; \theta_0, \theta_1), \quad \text{and} \\ S_r^*(\beta) &= \sup_{\tilde{\theta} \in \hat{C}_{\alpha/2}(\beta)} \inf_{\theta_1 \in \hat{C}_{\alpha/2}(\beta)} T_r(\beta; \tilde{\theta}, \theta_1). \end{aligned}$$

We now construct a confidence set for  $\beta$  as

$$(3.2) \quad \hat{C}_{\alpha,R} = \{\beta \in B : S(\beta) \leq c_{1-(\alpha/2),R}^*(\beta)\},$$

where the critical value  $c_{1-(\alpha/2),R}^*(\beta)$  is computed as the  $(1 - (\alpha/2))$ -quantile of the empirical distribution of  $\{S_r^*(\beta) : r = 1, \dots, R\}$ ; that is,

$$c_{1-(\alpha/2),R}^*(\beta) = \inf \left\{ c \in \mathbf{R} : \frac{1}{R} \sum_{r=1}^R 1\{S_r^*(\beta) \leq c\} \geq 1 - (\alpha/2) \right\}.$$

The following lemma establishes the asymptotic validity of the two-stage inference procedure.

**Lemma 3.1.** *Suppose that the econometrician can construct  $\hat{C}_{\alpha/2}(\beta_0)$  such that*

$$\lim_{n \rightarrow \infty} P\left(\theta_0 \in \hat{C}_{\alpha/2}(\beta_0)\right) \geq 1 - (\alpha/2).$$

Then

$$(3.3) \quad \lim_{n \rightarrow \infty} P\left(\beta_0 \in \hat{C}_{\alpha,R}\right) \geq 1 - \alpha.$$

*Proof.* By the definition of  $\hat{C}_{\alpha,R}$ ,  $P\left(\beta_0 \in \hat{C}_{\alpha,R}\right)$  is equal to

$$(3.4) \quad \begin{aligned} P\left(S(\beta_0) \leq c_{1-(\alpha/2),R}^*(\beta_0)\right) &= P\left(\inf_{\theta_1 \in \hat{C}_{\alpha/2}(\beta_0)} T(\beta_0; \theta_0, \theta_1) \leq c_{1-(\alpha/2),R}^*(\beta_0)\right) \\ &\geq P\left[\left\{\inf_{\theta_1 \in \hat{C}_{\alpha/2}(\beta_0)} T(\beta_0; \theta_0, \theta_1) \leq c_{1-(\alpha/2),R}^*(\beta_0)\right\} \cap A_1\right], \end{aligned}$$

where  $A_1 \equiv \left\{\theta_0 \in \hat{C}_{\alpha/2}(\beta_0)\right\}$ . Then, the right hand side of the right hand side of (3.4) is greater than or equal to

$$\begin{aligned} &P\left[\left\{\sup_{\tilde{\theta} \in \hat{C}_{\alpha/2}(\beta_0)} \inf_{\theta_1 \in \hat{C}_{\alpha/2}(\beta_0)} T_r(\beta_0; \tilde{\theta}, \theta_1) \leq c_{1-(\alpha/2),R}^*(\beta_0)\right\} \cap A_1\right], \\ &\geq P\left(\sup_{\tilde{\theta} \in \hat{C}_{\alpha/2}(\beta_0)} \inf_{\theta_1 \in \hat{C}_{\alpha/2}(\beta_0)} T_r(\beta_0; \tilde{\theta}, \theta_1) \leq c_{1-(\alpha/2),R}^*(\beta_0)\right) - P(A_1^c). \end{aligned}$$

Now since

$$\lim_{n \rightarrow \infty} P\left(\theta_0 \notin \hat{C}_{\alpha/2}(\beta_0)\right) \leq \alpha/2,$$

we have

$$\lim_{n \rightarrow \infty} P\left(\beta_0 \in \hat{C}_{\alpha,R}\right) \geq 1 - \alpha.$$

□

In the following section, we provide assumptions under which we can construct a confidence region for  $\theta_0$  using a maximum likelihood approach. In Section 7.2, we argue that  $\theta_0$  is identified up to  $\beta_0$ , and provide standard conditions under which the maximum likelihood estimator is consistent and asymptotically normal. In Section 4, we then present a small Monte Carlo study that illustrates how this estimator can be used as the basis for the first-stage inference on preferences. In particular, we show how a parametric

bootstrap can be used to construct a  $\hat{C}_{\alpha,R}$  with reasonable finite sample size and power properties.

### 3.2. First-Stage Estimation of Preferences

In this section, we show how  $\theta$  can be estimated for a particular fixed value of  $\beta$ . We will write an estimator of such an object as  $\hat{\theta}(\beta)$ . The main challenge associated with this problem is that of estimating the worker's expected utility from equation 2.6. The problem is difficult because the workers must somehow resolve uncertainty associated with the serial dictatorship matching process in order to compute the expected output under the equilibrium education choices. In spite of these complications, it turns out that, under reasonable assumptions, the parameters are tractably estimable using discrete choice methods with a fixed point constraint when there are only two education choices. We now provide and discuss these assumptions.

**Assumption 3.1.** (a) Firms observe (i) workers' education decisions,  $H$ , and (ii) the distribution of characteristics,  $X$ . (b) Workers observe (i) the distribution of firm capital, (ii) the distribution of  $\eta$ , (iii) the distribution of  $X$ , and (iv) the distribution of the number of firms preferring each education level  $h_j \in \mathcal{H}$ .

Under part (a) of Assumption 3.1, firms do not take covariates into account when forming their preference rankings over workers. Thus, workers with the same education level are equally desirable to any given firm. When worker  $i$  considers the desirability of choosing education  $h_j$ , he need only consider the capital a generic agent who chooses level  $h_j$  expects to receive in the matching process. In many contexts, (a) will be reasonable for a host of variables that affects the worker's education decision (e.g., marital status, number of dependent children).<sup>30</sup> Part (b) says that workers know only the distribution of firm capital without knowing the precise realizations of capital. Assumption 3.1 (b) also stresses that the worker's knowledge of the distribution of capital is not sufficient for knowledge of the distribution of the number of firms that prefers each education class, which will turn out to be crucial for our results of this section.

**Assumption 3.2.** (a)  $K$  is discrete with probability mass  $q = (q_m)_{m=1}^M$ , where for  $m = 1, \dots, M$ ,  $q_m = P(K = k_m)$ . (b)  $\eta_j$ 's are iid  $N(0, \sigma^2)$  (c)  $\varepsilon_i$ 's follow the Type I extreme value distribution.

Part (a) says the distribution of firm capital has discrete support. In practice, we can let  $M$  be as large as our application requires. In concert with (b) and the parametric

<sup>30</sup>In some cases in which employers do see these worker characteristics, they are prohibited from discriminating based on them due to state or federal anti-discrimination laws.

structure for  $v$  stipulated by equation 2.1, (a) allows us to express the unconditional distribution of  $v_j$  as a mixture of normals,  $G \equiv \sum_{m=1}^M q_m F_m$ , where  $F_m$  is  $N(\beta k_m, \sigma^2)$ .<sup>31</sup> Part (c) is an assumption on the worker's unobserved costs that allows us to estimate the model parameters using conventional discrete choice methods.

We wish to obtain a convenient representation of each worker's conditional expectation of the production function, for each education level that the worker can choose. Under the model of Section 2.2 the identity of the firm that worker  $i$  matches with,  $\mathcal{M}(i)$ , depends on  $K$ ,  $H$ ,  $\beta$ , and,  $\theta$ . Therefore, for each  $i \in N_h$  and  $h_j \in \mathcal{H}$ , we wish to estimate

$$\tilde{f}_{ij} \equiv \mathbf{E}[f(H_i, K_{\mathcal{M}(i)}) | H_i = h_j, X_i = x_i],$$

where the expectation is taken with respect to the distribution of  $K$ ,  $H_{-i}$  and  $\eta$ . Under Assumption 3.2 (a), we can express the expectation on the preceding line as

$$(3.5) \quad \tilde{f}_{ij} = f_j' \pi_j^{(i)},$$

where  $f_j = (f_{j1}, \dots, f_{jm})'$  is an  $M \times 1$  vector with the  $m$ -th element of  $f_j$  given as  $f_{jm} = f(h_j, k_m)$  and  $\pi_j^{(i)} = (\pi_{1j}^{(i)}, \dots, \pi_{Mj}^{(i)})'$  is an  $M \times 1$  vector with the  $m$ -th element of  $\pi_j^{(i)}$  given as

$$(3.6) \quad \pi_{mj}^{(i)} = \sum_{h_{-i} \in \mathcal{H}_{-i}} P(\mathcal{M}(i) = m | H_i = h_j, H_{-i} = h_{-i}, X_i = x_i) P(h_{-i} | x_i).$$

This is the probability that worker  $i$  matches to a firm of capital level  $k_m$  when he has chosen education level  $h_j$ .<sup>32</sup> Given that there are  $M$  education levels,  $J$  choices, and  $n_h$  workers, the dimensionality of the problem appears daunting. However, under our assumptions the problem is simplified considerably, and we can show that for each  $j$  and  $m$ ,  $\pi_{mj}^{(i)} = \pi_{mj}$ , and hence,  $\tilde{f}_{ij} = \tilde{f}_j$ .<sup>33</sup>

Although it is unclear how to represent  $\pi_{mj}$ 's analytically when the worker faces a choice between a large number of education levels, the problem becomes tractable when there are only two (i.e.,  $J = 2$ ). Proposition 7.1 shows that under our informational assumptions, firms (and workers) cannot distinguish between workers with the same education level during the matching process. As a consequence, we find that a worker is only concerned with the number of other workers who picked one of the two education levels (and not which particular workers chose what). Independence and identical distributions assumptions imply that the probability that  $n_j$  workers picked education level  $h_j$

<sup>31</sup>In the simulation sections of the paper we normalize  $\sigma^2 = 1$  when we perform inference on the model parameters.

<sup>32</sup>Note that although these terms depend on  $\theta$  and  $\beta$ , we will occasionally omit these from our notation for convenience.

<sup>33</sup>The argument for why this is the case is given in the proof of Proposition 7.1.

can be represented using the binomial probability mass function. However, the number of workers choosing education level  $h_j$  is unknown to workers, so they must take expectations. Thus, instead of having to sum over  $n_h - 1$  indices associated with actions of each of the other workers to compute the worker's expectation, we need only sum over one: the number of workers choosing a particular education level.

We will also allow  $\theta$  to enter  $\pi_{mj}$ 's through the distribution of the number of firms that prefer high (or low) education. The following assumption is a natural way to specify this distribution. We use the notation  $M_j^+(\theta)$  to denote the set of firm types that prefer education level  $h_j$ .<sup>34</sup>

**Assumption 3.3.** *In the model with  $J = 2$ , the probability that exactly  $n^{(j)}$  firms prefer workers with education level  $h_j$  follows the binomial distribution with probability  $\sum_{m \in M_j^+(\theta)} q_m$ .*

The explicit representation of the matching probabilities are given in Propositions 7.2, 7.3, and Lemma 7.1. These results can be used to construct estimates of the  $\pi_{mj}$ 's - and hence the  $\tilde{f}_j$ 's - for fixed values of  $\theta$  and  $\beta$ . Using a given functional form for the production function, we denote an estimate of the expected production function when the worker chooses education level  $h_j$  as

$$\hat{f}_j(\theta, \beta) = f'_j \hat{\pi}_j(\theta, \beta),$$

where our notation emphasizes the dependence of the objects upon the parameter values. To construct  $\hat{\pi}_{mj}$ 's we must estimate the terms of equation 7.5.  $\hat{P}(n_j)$  is constructed as  $B(n_j; n_h - 1, \hat{p}_j)$  where the latter denotes the binomial probability mass function with  $\hat{p}_j = P(H_i = h_j)$ .<sup>35</sup> Similarly,  $\hat{P}(n^{(j)}; \theta)$  is constructed as  $B(n_j; n_h - 1, \hat{q}_j(\theta))$ , where  $\hat{q}_j(\theta) = \sum_{m \in \hat{M}_j^+(\theta)} \hat{q}_m$ , with  $\hat{q}_m = \hat{P}(K_j = m)$ ,

$$\hat{M}_j^+(\hat{\theta}) = \{m \in \{1, \dots, M\} : \hat{\rho}(k_m, h_j; \theta) \geq \hat{\rho}(k_m, h_{j'}; \theta), j \neq j'\},$$

and  $\hat{\rho}(k_m, h_j; \theta)$  is as in equation (2.8), except we use  $\hat{g}_j = \frac{1}{n} \sum_{i=1}^n g(h_j, X_i)$  in place of  $\tilde{g}$ .

Lastly, the  $P_{h_j, n_j, n^{(j)}}(m)$ 's, from equation 7.5 - that is, the probability that a worker matches to a firm of type  $m$  when they choose education level  $h_j$ ,  $n_j$  other workers choose  $h_j$ , and  $n^{(j)}$  firms prefer  $h_j$  - can be simulated for fixed values of  $\theta$  and  $\beta$ . Propositions 7.2 and 7.3 show how these can be represented using probabilities involving order statistics.

<sup>34</sup>That is,  $M_j^+(\theta) = \{m \in \{1, \dots, M\} : \rho(k_m, h_j; \theta) \geq \rho(k_m, h_{j'}; \theta), j \neq j'\}$ . See also the discussion before Proposition 7.2.

<sup>35</sup>In so doing, we pursue a two-step approach for estimating the choice probabilities, such as Bajari, Hong and Nekipelov (2013). See for example Kasahara and Shimotsu (2012) for an alternative approach.

Under Assumption 3.2 (b), we can construct  $\hat{P}_{h_j, n_j, n^{(j)}}(m)$ 's by averaging functions of simulated draws of beta-distributed random variables.<sup>36</sup>

Once we have estimated  $\hat{f}_j(\theta, \beta)$  for each education level, we may use the specification of the wage from equation 2.7 to write the expected wage as

$$(3.7) \quad \hat{\omega}_{ji}(\theta, \beta) = \tau \hat{f}_j(\theta, \beta) + (1 - \tau)g(H_i, X_i; \theta).$$

When there are two choices ( $J = 2$ ), the worker chooses high education ( $h_j = 1$ ) if and only if

$$U_{1i}^* - U_{i0}^* > 0.$$

Under the assumption that  $\varepsilon_i$ 's follow the extreme value distribution (Assumption 3.2), the probability that worker  $i$  chooses high education can be written as

$$\hat{p}_i(\theta, \beta) = \frac{\exp(\hat{\omega}_{1i}(\theta, \beta) - \hat{\omega}_{0i}(\theta, \beta))}{1 + \exp(\hat{\omega}_{1i}(\theta, \beta) - \hat{\omega}_{0i}(\theta, \beta))}.$$

Since the covariates  $\{X_i\}_{i=1}^n$  are iid we can write the joint likelihood as the product of the marginal likelihoods. We can then define the estimator of  $\theta$  (for a fixed value of  $\beta$ ) as the minimizer of the standard logit likelihood function.<sup>37</sup>

$$\ln L_n(\theta, \beta) = - \sum_{i=1}^n [h_i \ln \hat{p}_i(\theta, \beta) + (1 - h_i) \ln(1 - \hat{p}_i(\theta, \beta))].$$

### 3.3. Matching Probabilities

In this section, we consider the role of frictions, or the magnitude of  $\beta_0$  relative to the variance of  $\eta$ , in shaping matching patterns between workers and firms. Note that these frictions play no role in determining firm preferences, or which firm types prefer high education.<sup>38</sup> Nevertheless, because the frictions do affect sorting patterns, they are of considerable importance to workers when they decide how much to invest in education.

In the following example, we will suppose that the set of firms that prefer education level  $h_j$ ,  $M_j^+$ , contains at least two types of firms,  $m$  and  $\tilde{m}$  with  $k_m \neq k_{\tilde{m}}$ . Suppose

<sup>36</sup>In particular, see Corollaries 7.1 and 7.2, which follow the order statistic result in Lemma 7.1.

<sup>37</sup>When  $\beta$  is fixed, maximizing the likelihood by computing the  $\hat{f}_j(\theta, \beta)$ 's for each candidate value of  $\theta$  can be slow. The following strategy can be used to estimate  $\theta$  for fixed  $\beta$  more quickly provided that the support of  $K$  is not too large. First, note that  $\theta$  enters  $\hat{f}_j(\theta, \beta)$  only through the set of firm types that prefer education level  $h_j$ ,  $M_j^+(\theta)$ . Given our assumptions on the production function and firm preferences,  $\hat{M}_j^+(\theta)$  must take one of  $M + 1$  possible values. Therefore, for fixed  $\beta$ , we can avoid simulating  $\hat{f}_j(\theta, \beta)$  for each candidate value of  $\theta$  by pre-allocating the  $\hat{q}_j(\theta)$ 's and  $P_{h_j, n_j, n^{(j)}}(m)$ 's for each of the  $M + 1$  cases for  $\hat{M}_j^+(\theta)$ . It then suffices to evaluate  $\hat{M}_j^+(\theta)$ , select the appropriate dimension of the array of terms, then assemble the terms according to equation 7.5.

<sup>38</sup>We discuss the role of firm preferences on matching patterns at the end of Section 2.2.



we fix  $N_j$ , the number of workers who chose education level  $h_j$ , at some  $n_j$  and we fix  $N^{(j)}$ , the number of firms who prefer highly-educated workers at some  $n^{(j)}$  such that  $n_j + 1 < n^{(j)}$ . In this situation, there are strictly more firms who prefer type  $h_j$  workers than there are workers of this type. Let  $\kappa = n^{(j)} - n_j + 1$ , and denote  $p_{m\kappa} \equiv P(v_m > v_{(\kappa)})$  for each  $m$  in  $M_j^+$ . Proposition 7.2 says that the difference in the probability of matching to a type  $\tilde{m}$  versus a type  $m$  firm at these values of  $n_j$  and  $n^{(j)}$  in such a situation is given by

$$(3.8) \quad (p_{\tilde{m}\kappa} - p_{m\kappa}) q_{\tilde{m}}^+ / c_\kappa + p_{m\kappa} (q_{\tilde{m}}^+ - q_m^+) / c_\kappa,$$

with

$$c_\kappa \equiv \sum_{m \in M_j^+} p_{m\kappa} q_m^+,$$

where  $q_m^+ = q_m / \sum_{m \in M_j^+} q_m$ . Under Assumption 3.2, the case of  $\beta_0 = 0$  gives us that  $p_{m\kappa} = p_{\tilde{m}\kappa}$ , implying that the first term in the parentheses of equation 3.8 is zero. This means that when matching frictions are highest (i.e., when  $\beta_0 = 0$ ), the difference in the probability of matching to one type of firm that prefers  $h_j$  over another is captured by the relative prevalence of those types of firms in the economy.

In the case that  $\beta_0 > 0$ , Assumption 3.2 implies that  $p_{\tilde{m}\kappa} - p_{m\kappa}$  becomes larger as  $k_{\tilde{m}} - k_m$  becomes larger. This means that higher capital firms have a better chance of matching with the high education workers when  $\beta_0 > 0$ . On the other hand, in the case that  $n_j + 1 > n^{(j)}$  (i.e.,  $h_j$  is demanded by fewer firms than there are in the economy), then the above probabilities once again depend solely on the relative prevalence of the each type of firm.

## 4. A Small Monte Carlo Simulation Study

In this section, we investigate the finite sample size and power properties of the estimator of preferences,  $\hat{\theta}_n(\beta)$ , under a variety of parameters and functional form assumptions. The results in this section are for the case where the matching technology,  $\beta$ , is known to the econometrician.

We consider the following general structure for the worker's expected utility function:

$$\tilde{U}_i = (f_i + g_i) / 2 + d(H_i)\varepsilon_i,$$

TABLE 1. The Empirical Coverage Probability of Parametric Bootstrap Confidence Intervals for  $a'\theta_0$  at 95% Nominal Level When  $\beta_0$  is Known.

$\beta_0$		Specification			
		$g_1, f_1$	$g_1, f_2$	$g_2, f_1$	$g_2, f_2$
0	$n = 500$	0.9540	0.9600	0.9640	0.9720
	$n = 1000$	0.9480	0.9480	0.9480	0.9480
1	$n = 500$	0.9360	0.9560	0.9740	0.9680
	$n = 1000$	0.9400	0.9580	0.9480	0.9420
2	$n = 500$	0.9320	0.9700	0.9740	0.9660
	$n = 1000$	0.9360	0.9660	0.9460	0.9460
3	$n = 500$	0.9360	0.9660	0.9740	0.9620
	$n = 1000$	0.9460	0.9740	0.9400	0.9520

Notes: The table reports the empirical coverage probability of the parametric bootstrap confidence interval for  $a'\theta_0$ , where  $a = (1, 1)'$  and  $\theta_0 = (1, 1)'$ . The simulated rejection probability at the true parameter is close to the nominal size of  $\alpha = 0.05$ . The simulation number is  $R = 500$ . In each of the iterations, the bootstrap number is  $B = 200$ .

TABLE 2. Average Length of Parametric Bootstrap Confidence Intervals for  $a'\theta_0$  at 95% Nominal Level When  $\beta_0$  is Known.

$\beta_0$		Specification			
		$g_1, f_1$	$g_1, f_2$	$g_2, f_1$	$g_2, f_2$
0	$n = 500$	0.9186	1.0630	1.7494	1.1045
	$n = 1000$	0.6509	0.7819	0.6826	0.7889
1	$n = 500$	0.8702	1.1872	1.3817	1.1953
	$n = 1000$	0.6239	0.8676	0.6730	0.8581
2	$n = 500$	0.8733	1.2912	0.9566	1.2896
	$n = 1000$	0.6320	0.9491	0.6588	0.9350
3	$n = 500$	0.8851	1.4045	0.9542	1.3866
	$n = 1000$	0.6460	1.0349	0.6706	1.0110

Notes: This table reports the average length of the asymptotic confidence interval for  $a'\theta_0$ , where  $a = (1, 1)'$  and  $\theta_0 = (1, 1)'$ . The lengths of the of the confidence intervals decrease with  $n$ . The simulation number is  $R = 500$  and the bootstrap number is  $B = 200$ .

where  $\theta = (\theta_1, \theta_2)' \in \mathbf{R}^2$ ,  $X_i \in \mathbf{R}^2$ , and  $d(H_i)$  is a  $2 \times 1$  vector with one in the  $H_i$ -th row where  $H_i$  takes values of one or two.  $X_i = (X_{1i}, X_{2i})'$  are drawn independently across  $i$  and one another from  $U[0, 1]$ . Firm capital takes the value of 1/2 and 1 with equal probability. We also suppose that  $\varepsilon_i \in \mathbf{R}^2$  follows the extreme value distribution so that

the best response probability function has the logit structure.  $\eta$  is drawn independently from the standard normal distribution. We use 100 draws of beta random variables to compute the matching probabilities. We also interpolate the supports of  $N^{(j)}$  and  $N_{(j)}$  so that they have  $n/50$  support points rather than  $n - 1$  support points. In our experiments, we set the true value of preferences to be  $\theta_0 = (1, 1)'$ .

We consider two functional forms for the production function which we call  $f_{i1}$  and  $f_{i2}$ :

$$f_{i1} = \theta_1 H_i \cdot \pi_i(\theta, \beta)' k, \text{ and}$$

$$f_{i2} = \theta_1 (H_i + \pi_i(\theta, \beta)' k).$$

$f_{i1}$  implies production complementarities between the worker and firm variables whereas any complementarities in  $f_{i2}$  are forced through the worker's expectation of firm capital  $\pi_i' k$ . We also consider the performance of the inference under two versions of the outside option,  $g_{i1}$  and  $g_{i2}$ :

$$g_{i1} = \exp(H_i \cdot X_i \theta_2), \text{ and}$$

$$g_{i2} = H_i \exp(X_i \theta_2).$$

Note that these choices of the outside option function ensure non-negativity. For each simulation sample, the  $H_i$ 's are generated as follows. First, we solve for fixed point in the best response operator to obtain  $\mathbf{P}^*$ .<sup>39</sup> Then we compute the best response at the simulated covariates

$$\Psi_i(H_i | X_i, \mathbf{P}_{-i}^*) = \frac{\exp(\tilde{U}_i^*(H_i, X_i))}{\sum_{j=1}^2 \exp(\tilde{U}_i^*(H_j, X_i))}.$$

Letting  $\Psi_i^*(X_i) \equiv \Psi_i(H_i | X_i, \mathbf{P}_{-i}^*)$  we then generate the actions as,

$$H_i = 1\{\Psi_{i1}^* > \omega_i\}$$

where  $\omega_i$ 's are drawn iid from the uniform distribution on  $[0, 1]$ .

## 5. Conclusion

This paper presents an empirical strategy for studying wages and education in a labour market where the decisions of workers matter in the matching process. We demonstrate the feasibility of our approach in the case that the worker faces a choice between two education levels.

<sup>39</sup>In experiments with different starting values, iterating the best response operator yielded the same fixed point each time.

One limitation of the current approach is its reliance on cross-sectional variation alone for inference. In effect, useful information concerning unemployment and job-to-job transitions by workers is unused in our framework.

This paper has also demonstrated how the decision to invest in education - and wage inequality - is sensitive to the presence of a particular source of matching frictions in the economy. Although firm capital is exogenous in this paper, the role of information frictions on capital accumulation in an extended framework could be a fruitful way to study not only wage inequality, but also economic growth.

## Acknowledgements

I thank Kyungchul Song, David Green, Vadim Marmer, and Florian Hoffmann for their advice and kind support throughout the course of this project. I have also benefited from comments from Joris Pinske, Aureo de Paula, Hiro Kasahara, Paul Schrimpf, Michael Peters, Anna Rubinchik, Jonathan Graves, Anujit Chakraborty, and the participants of presentations at the University of British Columbia, the University of Haifa, and the University of California (Davis).

## 6. Appendix A: Equilibrium Existence and Uniqueness

In this section, we characterize the equilibrium of the incomplete information game of Section 2.2. First, we introduce a representation of the worker's expected utility function that proves useful for establishing the existence of the Bayesian Nash equilibrium of the game as a fixed point of a best probability response operator. We begin by defining relevant terms. A profile of *strategy functions* (or decision rules) is

$$\sigma = \{\sigma_i(x_i, \varepsilon_i) : i \in N_h\},$$

where the functions  $\sigma_i : \mathcal{X} \times \mathbf{R}^{J-1} \rightarrow \mathcal{H}$ . The conditional probability that a worker with covariates  $x_i$  chooses action  $h_i$  can be written

$$P_i(h_i|x_i, \sigma_i) \equiv \int 1\{\sigma_i(x_i, \varepsilon_i) = h_i\}dF(\varepsilon_i).$$

Since  $X_i$ 's are private information in this model, each agent  $i$  must take expectations with respect to the distribution of  $X_{-i}$ . The following result shows that under the independence assumptions embodied by Assumption 2.1, the agent's expected utility has a very convenient form - it is only affected by the behaviour of the other agents through the choice probabilities.

**Lemma 6.1.** *In the model of Section (2.2) and Assumptions 2.1 and 2.2, we can represent the first term in the expected utility of agent  $i$  from equation 2.4 as*

$$\tilde{U}_i(h_i, x_i, \sigma) = \sum_{h_{-i} \in \mathcal{H}_{-i}} \tilde{u}_i(h_i, h_{-i}, x_i) \prod_{j \neq i} P_j(h_j | \sigma_j).$$

*Proof.* First, we write equation 2.4 as

$$(6.1) \quad \tilde{U}_i(h_i, x_i, \sigma) = \sum_{x_{-i} \in \mathcal{X}_{-i}} \sum_{h_{-i} \in \mathcal{H}_{-i}} \tilde{u}_i(h_i, h_{-i}, x_i) P_{-i}(h_{-i} | x_{-i}, \sigma) P(x_{-i}),$$

where  $x_{-i} = (x_j)_{j \in N_h \setminus \{i\}}$  and we use the shorthand  $P(x_{-i}) \equiv P(X_{-i} = x_{-i})$ . Without loss of generality, let  $i = 1$ . Then we write  $\tilde{U}_1(h_1, x_1, \sigma)$  as

$$(6.2) \quad \sum_{h_{-1} \in \mathcal{H}_{-1}} \sum_{x_2 \in \mathcal{X}} \dots \sum_{x_n \in \mathcal{X}} \tilde{u}_1(h_1, h_{-1}, x_1) P_{-1}(h_{-1} | x_2, \dots, x_n, \sigma) \prod_{j=2}^{n_h} P_j(x_j),$$

where we used the independence of  $X_i$ 's from Assumption 2.1. Next, since Assumption 2.1 says that  $X_i$ 's and  $\varepsilon_i$ 's are independent, we know that the actions of each of the agents are independent and depend only on their personal value of  $X_i$  and  $\varepsilon_i$ . Therefore,

$$(6.3) \quad P(h_{-1} | x_2, \dots, x_n, \sigma) = \prod_{j=2}^{n_h} P_j(h_j | x_2, \dots, x_n, \sigma_j) = \prod_{j=2}^{n_h} P_j(h_j | x_j, \sigma_j).$$

Plugging (6.3) back into (6.2) yields that  $\tilde{U}_1(h_1, x_1, \sigma)$  is equal to

$$(6.4) \quad \sum_{h_{-1} \in \mathcal{H}_{-1}} \tilde{u}_1(h_1, h_{-1}, x_1) \sum_{x_2 \in \mathcal{X}} \dots \sum_{x_n \in \mathcal{X}} \prod_{j=2}^{n_h} P_j(h_j | x_j, \sigma_j) \prod_{j=2}^{n_h} P_j(x_j).$$

Grouping the sums in (6.4) and restoring the generic  $i$  index gives

$$\sum_{h_{-i} \in \mathcal{H}_{-i}} \tilde{u}_i(h_i, h_{-i}, x_i) \prod_{j \neq i} \sum_{x_j \in \mathcal{X}} P_j(h_j | X_j = x_j, \sigma_j) P_j(x_j)$$

and hence we have the desired result.  $\square$

We will show the existence of the equilibrium for our model. The solution concept for the game described in Section 2.2 is Bayesian Nash Equilibrium (BNE), which we now define.

**Definition 6.1.** *A Bayesian Nash Equilibrium (BNE) of the game described in Section (2.2) is a profile of decision rules  $\sigma^*$  such that for any player  $i$  and for any  $(x_i, \varepsilon_i)$ :*

$$(6.5) \quad \sigma_i^*(x_i, \varepsilon_i) = \operatorname{argmax}_{h_i \in \mathcal{H}} \{U_i(h_i, x_i, \varepsilon_i, \sigma^*)\}.$$

The notation and arguments in this section follow [Aguirregabiria and Mira \(2019\)](#), but we include them here for completeness. Under Assumption 2.2, we write the expected

utility of  $i$  as

$$U_i(h_i, x_i, \sigma, \varepsilon_i) = \tilde{U}_i(h_i, x_i, \sigma) + \varepsilon_i' d(h_i).$$

By Lemma 6.1 we can express the first term on the right hand side of the the preceding equation as

$$\tilde{U}_i(h_i, x_i, \sigma) = \sum_{h_{-i} \in \mathcal{H}_{-i}} \tilde{u}_i(h_i, h_{-i}, x_i) \prod_{j \in N \setminus \{i\}} P_j(h_j | \sigma_j).$$

Note that  $\tilde{U}_i(h_i, x_i, \sigma)$  only depends on the choices of other agents through the choice probabilities of the other players that are induced by  $\sigma$ . We write the choice probabilities of the people other than  $i$  as

$$\mathbf{P}_{-i} \equiv \{P_j(h_j) : (j, h_j) \in N \setminus \{i\} \times \mathcal{H} \setminus \{1\}\}.$$

For any  $\mathbf{P}_{-i}$ , we can define a *best response probability function* as:

$$\tilde{\Psi}_i(h_i | x_i, \mathbf{P}_{-i}) \equiv \int 1\{\operatorname{argmax}_{h_i \in \mathcal{H}} \tilde{U}_i(h_i, x_i, \sigma) + \varepsilon_i' d(h_i) = h_i\} dF(\varepsilon_i).$$

$\tilde{\Psi}_i$  tells us the probability that a particular action is optimal for  $i$  with covariates  $x_i$  when others choose according to probabilities  $\mathbf{P}_{-i}$ .<sup>40</sup> Let

$$\Psi_i(h_i | \mathbf{P}_{-i}) = \sum_{x_i \in \mathcal{X}} \tilde{\Psi}_i(h_i | x_i, \mathbf{P}_{-i}) P(x_i).$$

An equivalent to Definition 1 6.5 is that the equilibrium probabilities,  $\mathbf{P}^* \equiv \mathbf{P}(\sigma^*)$ , satisfy the fixed point constraint,  $\mathbf{P}^* = \Psi(\mathbf{P}^*)$ , where  $\Psi$  is the best response probability mapping:

$$(6.6) \quad \Psi(\mathbf{P}) = \{\Psi_i(h_i | \mathbf{P}_{-i}) : (i, h_i) \in N \times \mathcal{H} \setminus \{1\}\}.$$

**Lemma 6.2.** *Under Assumption 2.1 and Assumption 2.2 the game described in Section (2.2) has a Bayesian Nash Equilibrium.*

*Proof.* Let  $\mathcal{P} \equiv [0, 1]^{n \times (J-1)}$ . Note that  $\mathcal{P}$  is a compact and convex set. Since  $\Psi(\cdot)$  maps from  $\mathcal{P}$  to itself and is continuously differentiable by the continuity of  $\varepsilon_i$ 's (Assumption 2.1),  $\Psi(\cdot)$  has a fixed point by Brouwer's fixed point theorem.  $\square$

We can demonstrate that the Bayesian equilibrium is unique under mild conditions on the derivatives of the best response probability mapping. Define  $J_n(\mathbf{P}) \equiv \frac{\partial \Psi(\mathbf{P})}{\partial \mathbf{P}'} - I_n$ , where  $I_n$  is the identity matrix and let  $\det(A_n)$  denote the determinant of an  $n$ -by- $n$

<sup>40</sup>Note that when  $\varepsilon_i$ 's have the extreme value distribution (as in Assumption 3.2) then we have

$$\tilde{\Psi}_i(h_i | x_i, \mathbf{P}_{-i}) = \frac{\exp(\tilde{U}_i(h_i, x_i))}{\sum_{j=1}^J \exp(\tilde{U}_i(h_j, x_i))}.$$

matrix,  $A_n$ . A result of Kellogg (1976), as stated in Konovalov and Sándor (2010), says that the equilibrium is unique if  $\Psi$  has no fixed points on the boundary of  $\mathcal{P}$  and provided that  $\det(J_n(\mathbf{P}))$  is non-zero for each  $\mathbf{P} \in \mathcal{P}$ . Note that under the conditions of Lemma 6.2,  $J_n(\mathbf{P})$ , is a matrix with  $-1$ 's on the diagonal and  $\varphi(\mathbf{P}) = \partial\Psi_i(\mathbf{P})/\partial p_j$  for all  $i \neq j$  (the off-diagonals). Therefore,  $J_n(\mathbf{P})$  is a circulant matrix implying the following explicit formula:

$$\det(J_n(\mathbf{P})) = (\varphi(\mathbf{P}) \cdot (n - 1) - 1) (-1 + \varphi(\mathbf{P}))^{n-1}.$$

This determinant is guaranteed to be non-zero provided that  $\varphi(\mathbf{P}) \neq 1/(n - 1)$  for every  $\mathbf{P} \in \mathcal{P}$  and  $n \geq 2$ . In our setup, the requirement that  $\Psi$  have no fixed points on the boundary of  $\mathcal{P}$  holds under weak conditions on the distribution of  $\varepsilon'_i$ 's.

## 7. Appendix B: First-Stage Estimation of $\theta_0$

### 7.1. Characterization of Matching Probabilities

The remaining results of this section allow us to represent the matching probabilities from equation 3.6, hence workers' expectations, in a convenient way. These representations can then be used to estimate  $\theta(\beta)$  using maximum likelihood.

**Proposition 7.1.** *Suppose that Assumptions 2.1, 2.2, 3.1, 3.2 hold, and that  $J = 2$ . Then the probability that any worker  $i$  matches to a firm from capital class  $m$  conditional on choosing education level  $h_j$  is*

$$\pi_{mj} = \sum_{n_j=0}^{n_h-1} P(\mathcal{M}(i) = m | H_i = h_j, N_j = n_j) B(n_j; n_h - 1, p_j),$$

for each  $m = 1, \dots, M$  and each  $h_j \in \mathcal{H}$ , where  $N_j$  is the number of workers other than  $i$  who picked education level  $h_j$ ,  $B(n_j; n_h - 1, p_j)$  is the binomial p.m.f. and  $p_j = P(H_i = h_j)$ .

*Proof.* Part (a) of Assumption 3.1 that says firms do not consider the workers' covariates when ranking them in the matching process. This means that for each  $m = 1, \dots, M$  we have that

$$P(\mathcal{M}(i) = m | H_i = h_j, H_{-i} = h_{-i}, X_i = x_i) = P(\mathcal{M}(i) = m | H_i = h_j, H_{-i} = h_{-i}).$$

Combining this with equation 3.6, we can write

$$\pi_{mj}^{(i)} = \sum_{h_{-i} \in \mathcal{H}_{-i}} P(\mathcal{M}(i) = m | H_i = h_j, H_{-i} = h_{-i}) P(H_{-i} = h_{-i} | X_i = x_i).$$

Next, it is straightfoward to see that<sup>41</sup>

$$(7.2) \quad P(H_{-i} = h_{-i} | X_i = x_i) = \prod_{j \neq i}^{n_h} P_j(h_j).$$

Since  $\varepsilon_i$  are identically distributed by Assumption 2.1, for each  $j$  and  $m$ , have  $\pi_{mj}^{(i)} = \pi_{mj}$ .

When there are only two education levels, any  $h_{-i} \in \mathcal{H}_{-i}$  can be represented as a total number of workers other than  $i$  who picked education level  $h_j$ ,  $n_j$ . From worker  $i$ 's point of view,  $n_j$  is a particular realization of the random variable  $N_j$  that takes values in the set  $\{0, \dots, n_h - 1\}$ . Since there are  $n_h - 1$  agents other than  $i$  in the economy, the sum over  $h_{-i} \in \mathcal{H}_{-i}$  amounts to a sum over the support of  $N_j$ . Now consider any  $n_j$  in the support of  $N_j$ . The assumption that  $\varepsilon_i$ 's are iid implies that the probability that exactly  $n_j$  out of  $n_h - 1$  workers pick  $h_j$  can be represented as

$$\frac{(n_h - 1)!}{n_j!(n_h - 1 - n_j)!} p_j^{n_j} (1 - p_j)^{n_h - 1 - n_j},$$

which is the binomial probability mass function,  $B(n_j; n_h - 1, p_j)$ .  $\square$

When  $J = 2$  we can partition the types of firms,  $m = 1, \dots, M$  into two sets: those who prefer  $h_j \in \mathcal{H}$  and those who prefer  $h_{j'}$  with  $j' \neq j$ . It is convenient to introduce the following notation:

$$(7.3) \quad M_j^+(\theta) = \{m \in \{1, \dots, M\} : \rho(k_m, h_j; \theta) \geq \rho(k_m, h_{j'}; \theta), j \neq j'\}, \text{ and}$$

$$(7.4) \quad M_j^-(\theta) = \{1, \dots, M\} \setminus M_j^+,$$

<sup>41</sup>This can be shown using the same arguments as those in Lemma 6.1. The private information and independence of  $X_i$ 's (Assumption 2.1) implies that the left hand size of 7.2 equals

$$(7.1) \quad \sum_{x_{-i} \in \mathcal{X}_{-i}} P(h_{-i} | x_{-i}, x_i) P(x_{-i} | x_i) = \sum_{x_{-i} \in \mathcal{X}_{-i}} P(h_{-i} | x_{-i}) P(x_{-i}).$$

Suppose without loss of generality that  $i = 1$ . It is convenient to rewrite the above as follows (using independence):

$$\sum_{x_2 \in \mathcal{X}} \dots \sum_{x_n \in \mathcal{X}} P(h_{-1} | x_2, \dots, x_n) \prod_{j=2}^{n_h} P_j(x_j).$$

Next, since  $X_i$ 's and  $\varepsilon_i$ 's are independent across  $i$  and each  $i$ 's strategy function is only a function of  $X_i$  and  $\varepsilon_i$  we have

$$P(h_{-1} | x_{-1}) = \prod_{j \neq 1}^{n_h} P_j(h_j | x_{-1}) = \prod_{j \neq 1}^{n_h} P_j(h_j | x_j).$$

Combining these two results we write 7.1 as

$$\sum_{x_2 \in \mathcal{X}} P_j(h_2 | x_2) P_j(x_2) \dots \sum_{x_n \in \mathcal{X}} P_n(h_n | x_n) P_n(x_n) = \prod_{j \neq 1}^{n_h} P_j(h_j).$$



recalling that firm preferences are given in 2.8. The firm classes that prefer  $h_j$  are pinned down by the functional form for firm preferences,  $\rho$ , the preference parameter,  $\theta$ , and the distribution of  $X_i$ . Furthermore let us denote

$$(7.5) \quad \pi_{mj} \equiv \sum_{n^{(j)}=0}^{n_f} \sum_{n_j=0}^{n_h-1} P_{h_j, n_j, n^{(j)}}(m) P(n_j) P(n^{(j)}; \theta),$$

where

$$(7.6) \quad P_{h_j, n_j, n^{(j)}}(m) = P(\mathcal{M}(i) = m | h_i = h_j, N_j = n_j, N^{(j)} = n^{(j)}).$$

Note that this object depends on both  $\beta$  and  $\theta$  through the matching function. For each firm type  $m = 1, \dots, M$  let  $F_m \equiv N(\beta k_m, \sigma^2)$ , and define the following for each education choice  $h_j$ :

$$G_{j+} \equiv \sum_{m \in M_j^+} q_m F_m \text{ and } G_{j-} \equiv \sum_{m \in M_j^-} q_m F_m.$$

Furthermore, define the posterior firm types as follows:

$$q_m^+ \equiv q_m / \sum_{m \in M_j^+} q_m \text{ and } q_m^- \equiv q_m / \sum_{m \in M_j^-} q_m.$$

We also define  $v_{(b_1, b_2; F)}$  as the  $b_1$ -order statistic of  $b_2$  random variables independently distributed according to cdf  $F$ . Propositions 7.2 and 7.3 are characterizations of  $P_{h_j, n_j, n^{(j)}}(m)$ 's of the model in the case that  $J = 2$  and  $n_h = n_f = n$ .

When considering these results, it is important to recall one core feature of the matching model as we outline it in Section 2: that there is no unemployment. Therefore, when reading the arguments, the reader should take for granted the fact that the probability that each worker matches to some firm occurs with probability one.

**Proposition 7.2.** *(Heterogeneous firm preferences). Denote  $\bar{n}_j \equiv n_j + 1$  and suppose that  $n_h = n_f = n$ . Then under the assumptions of Proposition 7.1 we have the following for any  $n_j$  such that  $1 \leq n_j \leq n$  and  $n^{(j)}$  such that  $0 < n^{(j)} < n$ :*

i) For each  $m \in M_j^+$ ,

$$P_{h_j, n_j, n^{(j)}}(m) = \begin{cases} q_m^+ n^{(j)} / \bar{n}_j & \text{if } \bar{n}_j \geq n^{(j)} \\ \frac{P(v_m > \hat{v}) q_m^+}{\sum_{m \in M_j^+} P(v_m > \hat{v}) q_m^+} & \text{if } \bar{n}_j < n^{(j)}, \end{cases}$$

where  $\hat{v} \equiv v_{(a, b; F)}$  with  $a = n^{(j)} - \bar{n}_j$ ,  $b = n^{(j)}$ , and  $F = G_{j+}$ .

ii) For each  $m \in M_j^-$ ,

$$P_{h_j, n_j, n^{(j)}}(m) = \begin{cases} \frac{P(v_m < \hat{v}) q_m^- ((\bar{n}_j - n^{(j)}) / \bar{n}_j)}{\sum_{m \in M_j^-} P(v_m < \hat{v}) q_m^-} & \text{if } \bar{n}_j > n^{(j)} \\ 0 & \text{if } \bar{n}_j \leq n^{(j)} \end{cases},$$

where  $\hat{v} \equiv v_{(a,b;F)}$  with  $a = \bar{n}_j - n^{(j)} + 1$ ,  $b = n - n^{(j)}$ , and  $F = G_{j-}$ .

*Proof.* We begin by introducing some notation. We denote the event that a worker  $i$  who chose education level  $h_j$  matches to any firm of type  $m \in M_j^+$  or  $m \in M_j^-$  as  $M_{ij}^+$  and  $M_{ij}^-$  respectively.<sup>42</sup>

First, we consider the probability that a worker who chose  $h_j$  matches to any firm in the class  $m \in M_j^+$ . Consider the case that  $\bar{n}_j \geq n^{(j)}$ . In this case, there are at least as many workers who chose  $h_j$  as firms who prefer  $h_j$ . Given that Condition IR implies that no worker or firm will ever unilaterally dissolve a match to become unmatched, the case of  $\bar{n}_j \geq n^{(j)}$  implies that every firm in class  $m$  who wants a worker with  $h_j$  will hire one in the matching process. For each class of firm  $m \in M_j^+$ , the probability that a worker who chose  $h_j$  matches to a firm in the set of firms that prefers  $h_j$  and to the particular class  $m \in M_j^+$  is given as follows when  $\bar{n}_j \geq n^{(j)}$ :

$$\begin{aligned} P_j(\mathcal{M}_i = m, M_{ij}^+) &= P_j(\mathcal{M}_i = m | M_{ij}^+) P_j(M_{ij}^+) \\ &= q_m^+ n^{(j)} / \bar{n}_j, \end{aligned}$$

where the  $j$ -subscript on the probabilities denote a probability conditional on the event  $H_i = h_j$ .  $P_j(M_{ij}^+)$  is equal to  $n^{(j)} / \bar{n}_j$  because workers with the same  $h_j$  are indistinguishable to the firms that prefer them, so firms choose among these workers at random. The probability of matching to a firm of type  $m \in M_j^+$  given that the worker has already matched to some firm in  $M_j^+$  is equal to the relative proportion of type  $m$  firms in this category,  $q_m^+$ .

Next, we consider the case that  $\bar{n}_j < n^{(j)}$ . Since there are strictly more firms that prefer  $h_j$  than workers who chose  $h_j$ , the probability that a worker who chose  $h_j$  matches to a firm that prefers workers with  $h_j$  occurs with probability one; that is  $P_j(M_{ij}^+) = 1$ .<sup>43</sup>

Although  $P_j(M_{ij}^+) = 1$ , only the firms with the  $\bar{n}_j$  largest  $v$ -indices will be able to match with a worker who chose  $h_j$ . Thus, a firm in  $M_j^+$  matches to a worker with  $h_j$  if and only if its  $v$  statistic exceeded the  $\kappa = n^{(j)} - \bar{n}_j$  order statistic among all  $n^{(j)}$  firms in  $M_j^+$ . Thus,

<sup>42</sup>That is,  $M_{ij}^+ \equiv \{\mathcal{M}_i \in M_j^+\}$  and similarly for  $M_{ij}^- \equiv \{\mathcal{M}_i \in M_j^-\}$ .

<sup>43</sup>This follows from Condition IR and the following two facts: i)  $h_j$  workers are scarce relative to the firms that prefer them ii) firms that prefer  $h_{j'}$  will never choose a  $h_j$  worker in the matching process since the condition  $n_h = n_f = n$  and  $J = 2$  implies that  $h_{j'}$  workers are always available (i.e., when  $n_h = n_f = n$ ,  $n^{(j)} > \bar{n}_j$  implies that  $n_{j'} > n^{(j')}$ , since  $n_{j'} = n - \bar{n}_j$  and  $n^{(j')} = n - n^{(j)}$ ).

by Assumptions 3.1 and 3.2, the probability that a worker who chose  $h_j$  matches with a firm from a particular class  $m \in M_j^+$  conditional on matching to some firm in  $M_j^+$  is

$$P(v(K) = v(k_m) | v(K) > \hat{v}, m \in M_j^+),$$

which by Bayes' rule equals

$$(7.7) \quad \frac{P(v(K) > \hat{v} | v(K) = v(k_m), m \in M_j^+) P(v(K) = v(k_m) | m \in M_j^+)}{\sum_{m \in M_j^+} P(v(K) > \hat{v} | v(K) = v(k_m), m \in M_j^+) P(v(K) = v(k_m) | m \in M_j^+)},$$

where  $\hat{v} \equiv v_{(\kappa, n^{(j)}; G_{j+})}$ . Equation 7.7 represents the relative proportion of type  $m$  firms represented among threshold crossers among all firms that prefer  $h_j$ . We next consider the probability of matching to each firm with  $m \in M_j^-$ . We consider first the case that  $\bar{n}_j > n^{(j)}$ . The relevant probability is

$$\begin{aligned} P_j(\mathcal{M}_i = m, M_{ij}^-) &= P_j(\mathcal{M}_i = m | M_{ij}^-) P_j(M_{ij}^-) \\ &= P_j(\mathcal{M}_i = m | M_{ij}^-) (1 - n^{(j)} / \bar{n}_j). \end{aligned}$$

As stated above, the of case  $\bar{n}_j > n^{(j)}$  combined with our assumption that  $n_h = n_f = n$  implies that  $n^{(j')} > n_{j'}$ , since  $n_{j'} = n - \bar{n}_j$  and  $n^{(j')} = n - n^{(j)}$ . Therefore by similar logic to before, firms who prefer  $h_{j'}$  match to workers with  $h_j$  if their  $v$ -index is lower than the  $n^{(j')} - n_{j'} + 1 = \bar{n}_j - n^{(j)} + 1$  order statistic among those firms in  $M_{ij}^-$ . Letting  $\kappa \equiv \bar{n}_j - n^{(j)} + 1$ , the probability of a worker who chose  $h_j$  matching to a type  $m \in M_{ij}^-$  firm conditional on matching to some firm in  $M_{ij}^-$  is given as the proportion of type  $m$  firms whose  $v$  index falls below this threshold:

$$P_j(\mathcal{M}_i = m | M_{ij}^-) = \frac{P(v_m < \hat{v}) q_m^-}{\sum_{m \in M_{ij}^-} P(v_m < \hat{v}) q_m^-},$$

where  $\hat{v} \equiv v_{(\kappa, n^{(j')}; G_{j-})}$ . Lastly, in the case that  $\bar{n}_j \leq n^{(j)}$ ,  $P(M_{ij}^-) = 0$ . This completes the proof.  $\square$

Next we define  $G \equiv \sum_{m=1}^M F_m q_m$ . Proposition 7.3 characterizes the matching probabilities in the case that all firms types prefer one level of education; that is, in the case that firm preferences are homogeneous over worker education types. The arguments are abridged, since they are very similar to those used in the proof of Proposition 7.2.

**Proposition 7.3.** (Homogeneous firm preferences). *Suppose that  $n_h = n_f = n$ . Then under the assumptions of Proposition 7.1 we have the following for the cases that  $n^{(j)} = n$  and  $n^{(j)} = 0$ .*

- (1) if  $n^{(j)} = n$ , then  $M_j^- = \emptyset$  and for each  $m \in M_j^+ = M$  we have

$$P_{h_j, n_j, n^{(j)}}(m) = \begin{cases} q_m & \text{if } \bar{n}_j = n \\ \frac{P(v_m > \hat{v})q_m}{\sum_{m \in M} P(v_m > \hat{v})q_m} & \text{if } \bar{n}_j < n \end{cases},$$

where  $\hat{v} \equiv v(a, b; G)$ , with  $a = n - \bar{n}_j$  and  $b = n$ .

(2) If  $n^{(j)} = 0$ , then  $M_j^+ = \emptyset$  and for each  $m \in M_j^- = M$  we have

$$P_{h_j, n_j, n^{(j)}}(m) = \begin{cases} q_m & \text{if } \bar{n}_j = n \\ \frac{P(v_m < \hat{v})q_m}{\sum_{m \in M} P(v_m < \hat{v})q_m} & \text{if } \bar{n}_j < n \end{cases},$$

where  $\hat{v} \equiv v(a, b; G)$ , with  $a = \bar{n}_j + 1$  and  $b = n$ .

*Proof.* When  $n^{(j)} = n$  and  $\bar{n}_j = n$  the probability of matching to firm  $m$  is simply equal to the marginal probability of that firm type in the economy,  $q_m$ . When  $n^{(j)} = n$  and  $\bar{n}_j < n$ , using logic identical to that employed in the proof of Proposition 7.2, we conclude that the probability of matching to a firm from class  $m$  is equal to the proportion of type  $m$  firms above the  $n - \bar{n}_j$  order statistic of the  $v$ 's.

When  $n^{(j)} = 0$ , we must have  $\bar{n}_j > n^{(j)} = 0$  (since at least one person is assumed to choose  $h_j$ ). Since the top  $n_{j'} = n - \bar{n}_j$  ranked firms in terms of  $v$  receive a worker with their preferred education,  $h_{j'}$ , the probability of matching to a firm in class  $m$  is equal to the proportion of type  $m$  below the  $\bar{n}_j + 1$  order statistic of the  $v$ 's.  $\square$

The following result takes for granted a well-known fact that uniform order statistics follow the Beta distribution.<sup>44</sup>

**Lemma 7.1.** *Let: i)  $\{X_i\}_{i=1}^n$  be iid random variables from continuous distribution function  $G$ ; ii)  $Z$  be normally distributed with mean  $\mu$  and variance  $\sigma^2$ ; iii)  $X_{(i)}$  be the  $i$ -th order statistic of  $\{X_i\}_{i=1}^n$ ; iv)  $U_{(i)}$  be the  $i$ -th order statistic of iid uniform random variables  $\{U_i\}_{i=1}^n$ . Then,*

$$P(Z \geq X_{(i)}) = 1 - \mathbf{E}\Phi((G^{-1}(U_{(i)}) - \mu)/\sigma),$$

where  $\Phi(\cdot)$  is the standard normal cdf, and  $\mathbf{E}(\cdot)$  is taken over the distribution of  $U_{(i)}$ , which follows the Beta distribution with parameters  $i$  and  $n + 1 - i$ .

*Proof.* Note that since  $X_i$ 's are continuously distributed according to  $G$  it follows from the probability integral transformation result that for each  $i$

$$X_i =_d G^{-1}(U_i).$$

<sup>44</sup>For example, see Chapter 2 [Ahsanullah, Nevzorov and Shakil \(2013\)](#).

Also, since  $G$  is monotone we have that for each  $i$

$$X_{(i)} =_d G^{-1}(U_{(i)}).$$

The previous line implies that

$$\begin{aligned} P(Z \geq X_{(i)}) &= P(Z \geq G^{-1}(U_{(i)})) \\ &= 1 - P(Z \leq G^{-1}(U_{(i)})) \\ &= 1 - \mathbf{E}\Phi((G^{-1}(U_{(i)}) - \mu)/\sigma), \end{aligned}$$

where  $\mathbf{E}(\cdot)$  is taken over the distribution of  $U_{(i)}$ . The last equality used the fact that  $Z$  is normal with mean  $\mu$  and variance  $\sigma^2$ .  $\square$

The following results are a direct application of the previous results. They are useful for constructing the  $\pi_{mj}$ 's that are used in the structural estimation of this paper. Recall the definitions of  $G$ ,  $G_{j+}$ ,  $G_{j-}$ , and  $v(b_1, b_2, F)$  from before. We introduce the following notation:

$$a(\kappa, n, m; G) \equiv \mathbf{E}\Phi((G^{-1}(U_{(\kappa;n)}) - \beta k_m)/\sigma_m),$$

where  $U_{(\kappa;n)}$  is the  $\kappa$ -order statistic of  $n$  uniform random variables and  $\mathbf{E}(\cdot)$  is taken over the distribution of  $U_{(\kappa;n)}$ .

**Corollary 7.1.** *Suppose the conditions of Proposition 7.2 hold and let  $v_m$  be distributed according to  $F_m$ . Then, in the heterogeneous preferences case with  $\bar{n}_j < n^{(j)}$ ,*

- (1) *For each  $m \in M_j^+$ ,  $P(v_m > v_{(\kappa;n^{(j)};G_{j+})}) = 1 - a(\kappa, n^{(j)}, m; G_{j+})$ , where  $\kappa = n^{(j)} - \bar{n}_j$ .*
- (2) *For each  $m \in M_j^-$ ,  $P(v_m < v_{(\kappa;n^{(j')};G_{j-})}) = a(\kappa, n^{(j')}, m; G_{j-})$ , where  $\kappa = \bar{n}_j - n^{(j)} + 1$ .*

**Corollary 7.2.** *Suppose the conditions of Proposition 7.3 hold and let  $v_m$  be distributed according to  $F_m$ . Then, in the homogeneous preferences case with  $\bar{n}_j < n$ ,*

- (1) *If  $n^{(j)} = 0$ ,  $P(v_m < v_{(\kappa;n,G)}) = a(\kappa, n, m; G)$  for each  $m \in M$ , where  $\kappa = \bar{n}_j + 1$ .*
- (2) *If  $n^{(j)} = n$ ,  $P(v_m > v_{(\kappa;n,G)}) = 1 - a(\kappa, n, m; G)$  for each  $m \in M$ , where  $\kappa = n - \bar{n}_j$ .*

*Proof.* The proofs of Corollaries 1 and 2 follows directly from Lemma 7.1.  $\square$

## 7.2. Identification of $\theta_0$

In extremum estimation problems, it is common to argue that the parameter is identified via a set of sufficient conditions requiring continuity (or semi-continuity) of the underlying population criterion function. See for example, [Newey and McFadden \(1994\)](#). In our context, assuming continuity of this criterion function is inappropriate, since the

probabilities that workers match to certain firm types conditional on their choice of education are discontinuous in  $\theta$ . The problem arises because these probabilities depend on the sets of firm types that prefer high and low education, which are discontinuous functions of  $\theta$ .<sup>45</sup> Under the model of Section 2.2 we provided assumptions under which it was natural to estimate  $\theta$  using maximum likelihood. In this section, we show that the discontinuity of the population likelihood function is not an obstacle to identification. As we will see, the required conditions are only slightly stronger than those commonly used to identify the standard logit model.

Before presenting the identification result and the proof, we define terms. The population objective function is

$$Q(\theta) = \mathbf{E} \log \ell_i(\theta) = \mathbf{E} [h_i \log p_i(\theta) + (1 - h_i) \log (1 - p_i(\theta))],$$

where  $p_i(\theta) = \Lambda(\Delta_i(\theta))$ ,  $\Lambda(z) = \exp(z)/(1 + \exp(z))$ , and  $\Delta_i(\theta) = \omega_{1i}(\theta, \beta_0) - \omega_{0i}(\theta, \beta_0)$  are the population version of the objects in equation 3.7.<sup>46</sup> Let us also define  $\psi(X_i; \theta) \equiv g(h_1, X_i; \theta) - g(h_0, X_i; \theta)$  and write the probability of high education as

$$\begin{aligned} p_i(\theta) &= \Lambda(\tau \cdot (f_1(\theta, \beta_0) - f_0(\theta, \beta_0)) + (1 - \tau) \cdot \psi(X_i; \theta)) \\ &= \Lambda(\tau \cdot \Phi(\theta)' \Pi(\theta) + (1 - \tau) \cdot \psi(X_i; \theta)), \end{aligned}$$

where

$$\begin{aligned} \Pi(\theta) &\equiv (\pi_1(\theta, \beta_0), \pi_0(\theta, \beta_0))' \in \mathbf{R}^{2M \times 1}, \\ \Phi(\theta) &\equiv (\phi_1(\theta), -\phi_0(\theta))' \in \mathbf{R}^{2M \times 1}, \end{aligned}$$

and  $\phi_j(\theta)' \equiv (f(h_j, k_1; \theta), \dots, f(h_j, k_M; \theta))' \in \mathbf{R}^{M \times 1}$ , for  $j = 0, 1$ . We are now ready to present the main result of this section.

**Theorem 7.1.**  $\theta_0$  is identified up to  $\beta_0$  and uniquely maximizes  $Q(\theta)$  over  $\theta \in \Theta$  if

- (1) For each  $\theta \in \Theta$  such that  $\theta \neq \theta_0$ ,  $\bar{\psi}_i(\theta, \theta_0) \equiv \psi(X_i, \theta) - \psi(X_i, \theta_0)$  is continuously distributed, and
- (2) for each  $\theta \in \Theta$ ,  $|\Phi(\theta)\Pi(\theta)| < \infty$  and  $\mathbf{E}|\psi(X_i; \theta)| < \infty$ .

*Proof.* For this result, we will use the well-known fact that in maximum likelihood problems, identification implies unique maximization.<sup>47</sup>  $\theta_0$  is identified and  $Q(\theta)$  has a unique

<sup>45</sup>Recall the definitions in equation 7.4.

<sup>46</sup>Note that our notation in this section will occasionally omit  $\beta_0$  for the purposes of clarity.

<sup>47</sup>For example, See Lemma 2.2 of Newey and McFadden (1994)

maximum at  $\theta_0$  if for all  $\theta \in \Theta$  with  $\theta \neq \theta_0$

$$(7.8) \quad P(\ell_i(\theta) \neq \ell_i(\theta_0)) > 0, \text{ and}$$

$$(7.9) \quad \mathbf{E}|\log \ell_i(\theta)| < \infty.$$

We begin by showing that equation 7.8 holds when  $\bar{\psi}_i(\theta, \theta_0)$  is continuously distributed. Since  $\Lambda(z)$  and  $1 - \Lambda(z)$  are strictly monotonic in  $z$ , we will show equation 7.8 by proving that for all  $\theta \neq \theta_0$

$$(7.10) \quad P(\Delta_i(\theta) \neq \Delta_i(\theta_0)) > 0.$$

To establish this, we define some notation. Let  $M(\theta)$  refer to the set of firm types that prefers high education.<sup>48</sup> Define the relation  $\sim$  on  $\Theta$  to be  $\theta \sim \theta'$  if and only if  $M(\theta) = M(\theta')$ . Since  $\sim$  is an equivalence relation on  $\Theta$ , it can be partitioned into a union of  $S$  equivalence classes,  $\Theta = \cup_{s=1}^S \Theta_s$ , where  $S$  is equal to the number of firm types plus one. Note that the only way in which  $\theta$  affects  $\Pi(\theta)$  is through  $M(\theta)$ . Hence  $c_s = \Pi(\theta)$  is constant over  $\theta \in \Theta_s$  on each partition  $s = 1, \dots, S$ . Therefore, it follows that 7.10 holds since for all  $\theta \in \Theta \setminus \{\theta_0\}$  and each  $s$ , we have that

$$(7.11) \quad P\left(\bar{\psi}_i(\theta, \theta_0) \neq \frac{\tau}{1-\tau} (\Phi(\theta)'c_s - \Phi(\theta_0)'c_0)\right) = 1.$$

Equation 7.11 is true because  $\bar{\psi}_i$  is continuously distributed and the right-hand-side of the inequality is non-stochastic. Lastly, we show that equation 7.9 holds. Note that

$$\begin{aligned} |\log \ell_i(\theta)| &\leq 2 \times |\log \Lambda(\Delta_i(\theta))| \\ &\leq 2 \times (|\log \Lambda(0)| + |\Delta_i(\theta)|). \end{aligned}$$

Taking expectations of both sides and applying the second condition gives the result.  $\square$

The requirement that  $\mathbf{E}|\psi(X_i; \theta)| < \infty$  follows under familiar circumstances. For example, when we take an outside option of  $g(h, x; \theta) = h \cdot x'\theta$ , the condition follows from the existence of finite second moments. Our condition is more general so as to allow additional flexibility in the choice of  $g$ . The existence of  $|\Phi(\theta)\Pi(\theta)|$  is also satisfied under very mild assumptions. Since  $\pi_1(\theta, \beta_0)$  and  $\pi_0(\theta, \beta_0)$  are always bounded between zero and one, a sufficient condition for the existence of  $|\Phi(\theta)\Pi(\theta)|$  is that  $f$  be such that  $f^2(h, k; \theta) < \infty$  for each  $\theta \in \Theta$ ,  $h$ , and  $k$ .

The following result establishes a set of sufficient assumptions for the first condition of Theorem 7.1.

<sup>48</sup>Our apparent focus on firm types that prefer high education is without loss of generality since any  $M(\theta)$  also uniquely defines an associated set of firm types that prefers low education.

**Lemma 7.2.** *Suppose that (a)  $X_i$  is continuously distributed and (b) the outside option function  $g$  is such that (i)  $g(h, x; \theta) = g(h, x'\theta)$  and (ii)  $g(h_1, z) - g(h_0, z)$  is strictly monotonic in  $z$ . Then  $\bar{\psi}_i(\theta, \theta_0)$  is continuously distributed for all  $\theta \neq \theta_0$ .*

*Proof.* Since  $X_i$  is continuously distributed and  $g(h_1, z) - g(h_0, z)$  is strictly monotonic in  $z$ , then  $\psi_i(X_i; \theta) = g(h_1, X_i'\theta) - g(h_0, X_i'\theta)$  is itself continuously distributed. Thus, for all  $\theta \neq \theta_0$  it follows that  $\bar{\psi}_i(\theta, \theta_0) = \psi_i(X_i; \theta) - \psi_i(X_i; \theta_0)$  is also continuously distributed.  $\square$

For example, it is clear that linear outside option functions satisfy the conditions of the above lemma. An example of a non-linear outside option function satisfying the conditions is  $g(h, x'\theta) = \exp(h \cdot x'\theta)$ .<sup>49</sup>

Consistency of  $\hat{\theta}_n(\beta_0)$  holds when the data are iid and  $\Theta$  is compact under Theorem 2.5. of [Newey and McFadden \(1994\)](#), under the additional requirement that the likelihood function be continuous at each  $\theta \in \Theta$  with probability one. As pointed out by the authors, the latter condition is mild in the sense that it does not require the likelihood be continuous at every  $\theta$  for a given realization of the random variables. In our context, this requirement is satisfied if the probability that a firm is indifferent between a worker with high and low education is zero for every value of the preference parameter,  $\theta$ . Asymptotic normality of  $\hat{\theta}_n(\beta)$  then follows provided the conditions of Theorem 3.3 of [Newey and McFadden \(1994\)](#) hold. One of the requirements of this asymptotic normality theorem is that the population density be twice differentiability in  $\theta$  within a neighborhood of  $\theta_0$ . Although the density in our context is not guaranteed to be differentiable for every  $\theta \in \Theta$ , it may nonetheless satisfy this much weaker requirement of twice differentiability in a neighborhood of the true parameter.

## References

- Abowd, J. M., Kramarz, F. and Margolis, D. N. (1999), ‘High wage workers and high wage firms’, *Econometrica* **67**(2), 251–333.
- Aguirregabiria, V. and Mira, P. (2019), Identification of games of incomplete information with multiple equilibria and unobserved heterogeneity, Technical report, Working paper.
- Ahsanullah, M., Nevzorov, V. B. and Shakil, M. (2013), *An introduction to order statistics*, Springer.

<sup>49</sup>One way in which Theorem 7.1 appears strong is that it implicitly assumes that all elements of  $\theta$  enter the outside option. However, the simulation study presented in Section 4 offers evidence that  $\hat{\theta}_n(\beta_0)$  remains consistent when this requirement is relaxed somewhat. In particular, the simulation demonstrates that the inference performs well when a single element of  $\theta_0$  enters the production function but not the outside option.



- Bagger, J. and Lentz, R. (2018), 'An empirical model of wage dispersion with sorting', *The Review of Economic Studies* **86**(1), 153–190.
- Bajari, P., Hong, H. and Nekipelov, D. (2013), Game theory and econometrics: A survey of some recent research, in 'Advances in Economics and Econometrics, 10th World Congress', Vol. 3, pp. 3–52.
- Barth, E., Bryson, A., Davis, J. C. and Freeman, R. (2016), 'It's where you work: Increases in the dispersion of earnings across establishments and individuals in the united states', *Journal of Labor Economics* **34**(S2), S67–S97.
- Becker, G. S. (1973), 'A theory of marriage: Part i', *The Journal of Political Economy* pp. 813–846.
- Berry, S. T. (1992), 'Estimation of a model of entry in the airline industry', *Econometrica: Journal of the Econometric Society* pp. 889–917.
- Bresnahan, T. F. and Reiss, P. C. (1991), 'Entry and competition in concentrated markets', *Journal of Political Economy* **99**(5), 977–1009.
- Card, D., Heining, J. and Kline, P. (2013), 'Workplace heterogeneity and the rise of west german wage inequality', *The Quarterly journal of economics* **128**(3), 967–1015.
- Card, D. and Lemieux, T. (2001), 'Can falling supply explain the rising return to college for younger men? a cohort-based analysis', *The Quarterly Journal of Economics* **116**(2), 705–746.
- Chade, H., Eeckhout, J. and Smith, L. (2017), 'Sorting through search and matching models in economics', *Journal of Economic Literature* **55**(2), 493–544.
- Chiappori, P.-A. and Salanié, B. (2016), 'The econometrics of matching models', *Journal of Economic Literature* **54**(3), 832–861.
- Choo, E. and Siow, A. (2006), 'Who marries whom and why', *Journal of Political Economy* **114**(1), 175–201.
- Ciliberto, F. and Tamer, E. (2009), 'Market structure and multiple equilibria in airline markets', *Econometrica* **77**(6), 1791–1828.
- Diamond, W. and Agarwal, N. (2017), 'Latent indices in assortative matching models', *Quantitative Economics* **8**(3), 685–728.
- Dufour, J.-M. and Khalaf, L. (2001), 'Monte carlo test methods in econometrics', *Companion to Theoretical Econometrics*, Blackwell Companions to Contemporary Economics, Basil Blackwell, Oxford, UK pp. 494–519.
- Echenique, F., Lee, S. and Shum, M. (2013), Partial identification in two-sided matching models, in 'Structural Econometric Models', Emerald Group Publishing Limited, pp. 117–139.
- Eeckhout, J. and Kircher, P. (2011), 'Identifying sorting - in theory', *The Review of Economic Studies* p. rdq034.

- Fox, J. T. and Bajari, P. (2013), 'Measuring the efficiency of an fcc spectrum auction', *American Economic Journal: Microeconomics* **5**(1), 100–146.
- Gale, D. and Shapley, L. S. (1962), 'College admissions and the stability of marriage', *The American Mathematical Monthly* **69**(1), 9–15.
- Gautier, P. A. and Teulings, C. N. (2006), 'How large are search frictions?', *Journal of the European Economic Association* **4**(6), 1193–1225.
- Hagedorn, M., Law, T. H. and Manovskii, I. (2017), 'Identifying equilibrium models of labor market sorting', *Econometrica* **85**(1), 29–65.
- Kantenga, K. and Law, T.-H. (2016), 'Sorting and wage inequality', **660**.
- Kasahara, H. and Shimotsu, K. (2008), 'Pseudo-likelihood estimation and bootstrap inference for structural discrete markov decision models', *Journal of Econometrics* **146**(1), 92–106.
- Kasahara, H. and Shimotsu, K. (2012), 'Sequential estimation of structural models with a fixed point constraint', *Econometrica* **80**(5), 2303–2319.
- Kellogg, R. (1976), 'Uniqueness in the schauder fixed point theorem', *Proceedings of the American Mathematical Society* **60**(1), 207–210.
- Kim, T., Schwartz, J., Song, K. and Whang, Y.-J. (2019), 'Monte carlo inference on two-sided matching models', *Econometrics* **7**(1), 16.
- Kononov, A. and Sándor, Z. (2010), 'On price equilibrium with multi-product firms', *Economic Theory* **44**(2), 271–292.
- Lise, J., Meghir, C. and Robin, J.-M. (2016), 'Matching, sorting and wages', *Review of Economic Dynamics* **19**, 63–87.
- Lopes de Melo, R. (2018), 'Firm wage differentials and labor market sorting: Reconciling theory and evidence', *Journal of Political Economy* **126**(1), 313–346.
- Marinescu, I. and Wolthoff, R. (2016), 'Opening the black box of the matching function: The power of words'.
- Menzel, K. (2015), 'Large matching markets as two-sided demand systems', *Econometrica* **83**(3), 897–941.
- Menzel, K. (2016), 'Inference for games with many players', *The Review of Economic Studies* **83**(1), 306–337.
- Newey, W. K. and McFadden, D. (1994), 'Large sample estimation and hypothesis testing', *Handbook of econometrics* **4**, 2111–2245.
- Postel-Vinay, F. and Robin, J.-M. (2002), 'Equilibrium wage dispersion with worker and employer heterogeneity', *Econometrica* **70**(6), 2295–2350.
- Roth, A. E. and Sotomayor, M. A. O. (1990), *Two-Sided Matching: A Study in Game-Theoretic Modeling and Analysis*, Econometric Society Monographs, Cambridge University Press.

- Satterthwaite, M. and Sonnenschein, H. (1981), ‘Strategy-proof allocation mechanisms at differentiable points’, *The Review of Economic Studies* **48**(4), 587–597.
- Song, K. (2014), ‘Econometric inference on large bayesian games with heterogeneous beliefs’, *arXiv:1404.2015 [stat.AP]* .
- Xu, H. (2014), ‘Estimation of discrete games with correlated types’, *The Econometrics Journal* **17**(3), 241–270.
- Xu, H. (2018), ‘Social interactions in large networks: A game theoretic approach’, *International Economic Review* **59**(1), 257–284.