

Linear model predictive safety certification for learning-based control

Kim P. Wabersich and Melanie N. Zeilinger

Abstract—While it has been repeatedly shown that learning-based controllers can provide superior performance, they often lack of safety guarantees. This paper aims at addressing this problem by introducing a model predictive safety certification (MPSC) scheme for polytopic linear systems with additive disturbances. The scheme verifies safety of a proposed learning-based input and modifies it as little as necessary in order to keep the system within a given set of constraints. Safety is thereby related to the existence of a model predictive controller (MPC) providing a feasible trajectory towards a safe target set. A robust MPC formulation accounts for the fact that the model is generally uncertain in the context of learning, which allows proving constraint satisfaction at all times under the proposed MPSC strategy. The MPSC scheme can be used in order to expand any potentially conservative set of safe states for learning and we prove an iterative technique for enlarging the safe set. Finally, a practical data-based design procedure for MPSC is proposed using scenario optimization.

I. INTRODUCTION

Learning-based control introduces new ways for controller synthesis, based on large-scale databases which represent cumulated system knowledge. This allows for previously intense tasks, such as system modeling and controller tuning, to eventually be fully automated. For example, deep reinforcement learning provides prominent results, with applications including control of humanoid robots in complex environments [1] and playing Atari Arcade video-games [2].

Despite the advances in research-driven applications, the results can often not be transferred to many industrial systems that are *safety-critical*, i.e. that must be guaranteed to operate in the range of physical and safety constraints. This is due to the often complex functioning of learning-based methods rendering their systematic analysis difficult.

By introducing a model predictive safety certification (MPSC) mechanism for any learning-based controller, we aim at bridging this gap for linear polytopic systems with additive uncertainties that can, e.g., result from a belief representation of an unknown non-linear system. The proposed MPSC scheme estimates safety of a proposed learning-based input in real-time by searching for a safe back-up trajectory for the next time step in the form of generating a feasible trajectory towards a known safe set. Allowing the MPSC scheme to modify the potentially unsafe learning-based input, if necessary, provides safety for all future times. The result can be seen as a ‘safety filter’, since it only filters proposed inputs that drive the system out of what we call the safe set. The resulting online optimization problem can be

efficiently solved in real-time using established MPC solvers. Partially unknown larger scale systems can therefore be efficiently enhanced with safety certificates during learning.

Contributions: We consider linear difference inclusions with additive disturbances, described in Section II, that encode the current, possibly data-driven, belief about a safety-critical system to which a potentially unsafe learning-based controller should be applied. A model predictive safety certification scheme is proposed in Section III, which allows for enhancing any learning-based controller with safety guarantees¹. The concept of the proposed scheme is comparable to the safety frameworks presented in [3], [4] by providing an implicit safe set together with a safe backup controller that can be applied if the system would leave the safe set using the proposed learning input. A distinctive advantage compared to existing methods is that the MPSC scheme can build on any system behavior that is known to be safe, i.e. a known set of safe system states can be easily incorporated in our scheme such that it will only analyze safety outside of the provided safe set.

The approach relies on scalable offline computations and online optimization of a robust MPC problem at every sampling time, which can be performed using available real-time capable solvers that can deal with large-scale systems (see e.g. [5], [6]). While we relate the required assumptions and design steps to tube-based MPC in Section IV, we present an automated, parametrization free, and data-driven design procedure, that is tailored to the context of learning the system dynamics. Using a linear Gaussian model, the design procedure and MPSC scheme are illustrated in Section V using numerical examples.

Related work: Making the relevant class of safety critical systems accessible to learning-based control methods has gained significant attention in recent years. In addition to the individual construction of safety certificates for specific learning-based control methods subject to different notions of safety, see e.g. the survey [7], a discussion of advances in safe learning-based control subject to state and input constraints can be found in [8]. A promising direction that emerged from recent research focuses on what is called a ‘safety framework’ [3], [8], [4], [9], which consists of a safe set in the state space and a safety controller. While the system state is contained in the safe set, any feasible input (including learning-based controllers) can be applied to the system. However, if such an input would cause the system to leave the safe set, the safety controller interferes.

Kim Wabersich (wabersich@kimpeter.de) and Melanie N. Zeilinger (mzeilinger@ethz.ch) are with the Institute for Dynamic Systems and Control, ETH Zurich, Switzerland. This work was supported by the Swiss National Science Foundation under grant no. PP00P2 157601/1.

¹Even human inputs can be enhanced by the safety certification scheme, which relates e.g. to the concept of electronic stabilization control from automotive engineering.

Since this strategy is compatible with any learning-based control algorithm, it serves as a universal safety certification concept. The techniques proposed in [3], [8] are based on a differential game formulation that results in solving a min-max optimal control problem, which can provide the largest possible safe set, but offers very limited scalability. The approach described in [4] uses convex approximation techniques that scale well to larger-scale systems at the cost of a potentially conservative safe set. While these results explicitly consider non-linear systems, we focus on linear model approximations allowing for various improvements.

Compared to previous research, we make use of a generalized version of the safe set and focus on linear difference inclusions with additive disturbances. We introduce a new mechanism for generating the safe set and controller based on ideas related to tube-based model predictive control, which enables scalability with respect to the state dimension, while being less conservative than e.g. [4].

Notation: The set of symmetric matrices of dimension n is S^n , the set of positive (semi-) definite matrices is (S^n_+) , the set of integers in the interval $[a, b] \subset \mathbb{R}$ is $\mathcal{I}_{[a,b]}$, and the set of integers in the interval $[a, \infty) \subset \mathbb{R}$ is $\mathcal{I}_{\geq a}$. The Minkowski sum of two sets $\mathcal{A}_1, \mathcal{A}_2 \subset \mathbb{R}$ is denoted by $\mathcal{A}_1 \oplus \mathcal{A}_2$ and the Pontryagin set difference by $\mathcal{A}_1 \ominus \mathcal{A}_2$. The convex hull of a set \mathcal{A} is denoted by $\text{co}(\mathcal{A})$. The i -th row and i -th column of a matrix $A \in \mathbb{R}^{n \times m}$ is denoted by $\text{row}_i(A)$ and $\text{col}_i(A)$.

II. PROBLEM DESCRIPTION

We consider dynamical systems, which can be described by linear difference inclusions of the form

$$x(k+1) \in \mathcal{D}(x(k), u(k), \mathbb{A}, \mathbb{B}, \mathcal{W}) \quad (1)$$

with initial condition $x(0) = x_0$ and

$$\mathcal{D}(x, u, \mathbb{A}, \mathbb{B}, \mathcal{W}) := \{Ax + Bu + w | A \in \text{co}(\mathbb{A}), B \in \text{co}(\mathbb{B}), w \in \mathcal{W}\}, \quad (2)$$

where \mathcal{W} is a compact set, $\mathbb{A} := \{A_i \in \mathbb{R}^{n \times n} \mid \forall i \in \mathcal{I}_{[1,p]}\}$, and $\mathbb{B} := \{B_j \in \mathbb{R}^{n \times m} \mid \forall j \in \mathcal{I}_{[1,q]}\}$. The system is subject to polytopic state constraints $x(k) \in \mathbb{X} := \{x \in \mathbb{R}^n \mid A_x x \leq b_x\}$, $A_x \in \mathbb{R}^{n_x \times n}$, $b_x \in \mathbb{R}^{n_x}$ and polytopic input constraints $u(k) \in \mathbb{U} := \{u \in \mathbb{R}^m \mid A_u u \leq b_u\}$, $A_u \in \mathbb{R}^{n_u \times m}$, $b_u \in \mathbb{R}^{n_u}$. We assume that the origin is contained in \mathbb{X} , (A_i, B_j) is stabilizable for all $i \in \mathcal{I}_{[1,p]}$, $j \in \mathcal{I}_{[1,q]}$, and the system state is fully observable.

Note that system class (1) allows for modeling unknown linear time-varying systems

$$x(k+1) = A_{\text{real}}(k)x(k) + B_{\text{real}}(k)u(k), \quad k \in \mathcal{I}_{\geq 0} \quad (3)$$

if $A_{\text{real}}(k) \in \mathbb{R}^{n \times n}$ and $B_{\text{real}}(k) \in \mathbb{R}^{n \times m}$ can be represented by

$$(A_{\text{real}}(k), B_{\text{real}}(k)) = (\sum_{i=1}^p \lambda_i^A(k) A_i, \sum_{j=1}^q \lambda_j^B(k) B_j)$$

with $\lambda_i^A(k), \lambda_j^B(k) > 0$, $\sum_{i=1}^p \lambda_i^A(k) = 1$, and $\sum_{j=1}^q \lambda_j^B(k) = 1$. Unknown non-linear systems of the form

$$x(k+1) = f(x(k), u(k)) \quad (4)$$

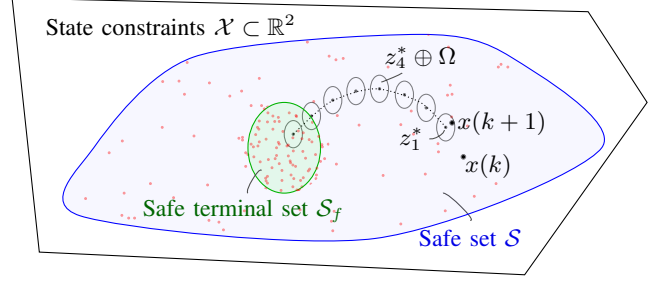


Fig. 1: Model predictive safe set (blue) based on available data points (red): Belief-based safe optimal trajectory that supports $u_{\mathcal{L}}(k)$, starting nearby $x(t)$ and resulting in the safe terminal set with uncertainty tubes around it, that will contain the real system state.

can be similarly considered if $f(x, u) \in \mathcal{D}(x, u, \mathbb{A}, \mathbb{B}, \mathcal{W})$ for all $(x, u) \in (\mathbb{X}, \mathbb{U})$.

We aim at providing a safety certificate for arbitrary control signals in terms of a safe set and a safe control law. Given the system description (1) and a potentially unsafe learning-based controller $u_{\mathcal{L}}$, we search for a set of states \mathcal{S} for which we know a feasible backup control strategy $u_{\mathcal{B}}$ such that input and state constraints will be fulfilled for all future times. Therefore, $u_{\mathcal{L}}$ can be applied as long as it does not cause the system to leave \mathcal{S} or violate input constraints. Otherwise, a safety controller $u_{\mathcal{S}}$ is allowed to modify the learning input based on the backup controller in order to keep the system safe. Formally this is captured by the following definition of a safe set and controller.

Definition II.1. A set $\mathcal{S} \subseteq \mathbb{X}$ is called a *safe set* for system (1) if there exists a *safe backup control law* $u_{\mathcal{B}} : \mathbb{R}^n \times \mathbb{R}^m \times \mathcal{I}_{\geq 0} \rightarrow \mathbb{U}$ such that for an arbitrary (learning-based) policy $u_{\mathcal{L}} : \mathcal{I}_{\geq 0} \rightarrow \mathbb{R}^m$, the application of the *safety control law*

$$u_{\mathcal{S}}(k) := \begin{cases} u_{\mathcal{L}}(k), & \text{if } u_{\mathcal{L}} \in \mathbb{U} \wedge \mathcal{D}(x, u_{\mathcal{L}}, \mathbb{A}, \mathbb{B}, \mathcal{W}) \subseteq \mathcal{S} \\ u_{\mathcal{B}}(x(k), u_{\mathcal{L}}(k), k), & \text{otherwise} \end{cases}$$

guarantees that the system state $x(k)$ is contained in \mathbb{X} for all $k \geq \bar{k}$ if $x(\bar{k}) \in \mathcal{S}$.

While this framework is conceptually similar to those in [3], [8], [4], [9], we do not require the safe set \mathcal{S} to be robust controlled invariant as in [4, Definition II.4], [8, Definition 2], [9, Section 2.2] or [3, Section II.A]. The presented approach is thereby capable of enlarging any given safe set, and can be combined with any of the previously proposed methods.

III. MODEL PREDICTIVE SAFETY CERTIFICATION

The starting point for the derivation of the proposed safety concept is Definition II.1. The essential requirement is that we always need to know a feasible backup controller $u_{\mathcal{B}}$, that ensures constraint satisfaction in the face of uncertainty for all future times. The idea for constructing such a controller is based on model predictive control [10]. Given the current system state we calculate a safe, finite horizon backup

controller towards some conservative target set \mathcal{S}_f , which is known to be a safe set and therefore provides ‘infinite safety’ after applying the finite-time controller.

The concept is illustrated in Figure 1. Consider a current system state $x(k)$, together with a proposed learning input $u_{\mathcal{L}}(k)$. In order to analyze safety of $u_{\mathcal{L}}(k)$, we test if $u_{\mathcal{L}}(k)$ will lead us to a state $x(k+1)$, from which we can construct a safe backup controller $u_{\mathcal{B}}$ in the form of a feasible input sequence that drives the system to the safe terminal set \mathcal{S}_f in a given finite number of steps. If the test is successful, $x(k+1)$ is a safe state and $u_{\mathcal{L}}(k)$ can be applied. At the next time step $k+1$, we repeat the calculations for $x(k+1)$ and $u_{\mathcal{L}}(k+1)$. If it is successful, we can again apply the learning input $u_{\mathcal{L}}(k+1)$, otherwise we simply use the previously calculated from time k . This strategy yields a safe set that is defined by the feasible set of the corresponding optimization problem for planning a trajectory towards the target set.

As the true system dynamics model is often unknown in the context of learning-based control, we employ mechanisms from tube-based model predictive control to design a safe backup controller for uncertain system dynamics of the form (1).

A. Model predictive safety certification scheme

A nominal backup trajectory is computed such that a stabilizing auxiliary controller is able to track it for the real system within a ‘tube’ towards the safe terminal set, which is related to the concept of tube-based MPC, as described e.g. in [11]. We first define the main components and assumptions, in order to then introduce the MPSC problem together with the proposed safety controller. Define with $z(k) \in \mathbb{R}^n$ and $v(k) \in \mathbb{R}^m$ the nominal system states and inputs, as well as the nominal dynamics

$$z(k+1) = Az(k) + Bv(k), \quad k \in \mathcal{I}_{\geq 0} \quad (5)$$

with initial condition $z(0) = z_0$ and $(A, B) \in (\text{co}(\mathbb{A}), \text{co}(\mathbb{B}))^2$. Denote $e(k) := x(k) - z(k)$ as the error (deviation) between the system state (1) and the nominal system state (5). The controller is then defined by augmenting the nominal input with an auxiliary feedback on the error, i.e.

$$u(k) = v(k) + K_{\Omega}(x(k) - z(k)), \quad (6)$$

which keeps the real system state $x(k)$ close to the nominal system state $z(k)$ if $K_{\Omega} \in \mathbb{R}^{m \times n}$ is chosen such that it robustly stabilizes the error dynamics given as follows.

Proposition III.1. *The dynamics of the error $e(k) := x(k) - z(k)$ are described by the difference inclusion*

$$e(k+1) \in \mathcal{D}(e(k), 0, \mathbb{A}_e, 0, \mathcal{W}) \quad (7)$$

with $\mathbb{A}_e = \{A_i + B_j K_{\Omega} \in \mathbb{R}^{n \times n} \mid \forall i \in \mathcal{I}_{[1,p]}, j \in \mathcal{I}_{[1,q]}\}$.

Proof. The proof can be found in the appendix. \square

²In the context of learning time-invariant linear systems, one might choose (A, B) e.g. as the maximum likelihood estimate of the true system dynamics.

Assumption III.2. *There exists a linear state feedback matrix $K_{\Omega} \in \mathbb{R}^{m \times n}$ that yields a stable error system (7).*

Stability of the autonomous error dynamics (7) implies the existence of a corresponding robust positively invariant set according to the following definition.

Definition III.3. A set $\Omega \subseteq \mathbb{R}^n$ is called a robust positively invariant (RPI) set for the error dynamics (7) if

$$e(k_0) \in \Omega \Rightarrow e(k) \in \Omega \text{ for all } k \in \mathcal{I}_{\geq k_0}.$$

In order to guarantee that $(x, u) \in \mathbb{X} \times \mathbb{U}$ under application of (6), we tighten the state and input constraints \mathbb{X} and \mathbb{U} of (5), as described e.g. in [11], to $\bar{\mathbb{X}} = \mathbb{X} \ominus \Omega$ and $\bar{\mathbb{U}} = \mathbb{U} \ominus \Omega$. There exist various methods in the literature which can be used in order to calculate a controller and the corresponding RPI set according to Definition III.3, see e.g. [12], [13].

Different from standard tube-based model predictive control, the model predictive safety certification (MPSC) uses this concept with a terminal set that is only required to be itself a safe set according to Definition II.1. This allows not only for enlarging any potentially conservative initial safe set, but also for recursively improving the safe set, as will be shown in Section IV-B.

Assumption III.4. *There exists a safe set $\mathcal{S}_f \subseteq \mathbb{X}$ and a safe control law $u_{\mathcal{S}_f}$ according to Definition III.3 such that $\Omega \subseteq \mathcal{S}_f$.*

Remark III.5. *Note that every terminal set in classical linear tube-based MPC as, e.g. described in [11], also satisfies Assumption III.4. A trivial choice is therefore $\mathcal{S}_f = \Omega$ and $u_{\mathcal{S}_f}(k) = K_{\Omega}x(k)$.*

Since the dynamics (1) are uncertain, we only know at time k that $x(k+1)$ (compare with Figure 1) will be contained in the set $\mathcal{D}(x(k), u_{\mathcal{L}}(k), \mathbb{A}, \mathbb{B}, \mathcal{W})$ if the learning input $u_{\mathcal{L}}(k)$ is applied. Because the set Ω around the nominal trajectory is robustly invariant, we can account for that uncertainty by requiring $\mathcal{D}(x(k), u_{\mathcal{L}}(k), \mathbb{A}, \mathbb{B}, \mathcal{W}) \subseteq z(k+1) \oplus \Omega$, which in turn requires the following assumption on Ω .

Assumption III.6. *The set Ω according to Definition III.3 satisfies $\mathcal{D}(x, u, \mathbb{A}, \mathbb{B}, \mathcal{W}) \subseteq \{Ax + Bu\} \oplus \Omega$ for all $(x, u) \in \mathbb{X} \times \mathbb{U}$.*

Remark III.7. *For the case of Lyapunov-based, ellipsoidal RPI sets $\Omega = \{x^{\top} P x \leq 1\}$, with $P \in S_{++}^n$, Assumption III.6 can be satisfied by using a scaling $\alpha \Omega$ with $\alpha > 1$. In Section IV we present a principled way of calculating Ω in the context of learning such that Assumption III.6 holds.*

Remark III.8. *If $p = q = 1$, then Assumption III.2 directly implies Assumption III.6, because the error dynamics are in this case given by $e(k+1) = (A_1 + K_{\Omega} B_1)e(k) + w(k)$, $w(k) \in \mathcal{W}$.*

Based on these components, the proposed safe backup controller is implicitly defined through the following MPSC problem for a given measured state x and proposed learning

input $u_{\mathcal{L}}$:

$$\min_{\substack{v_1, \dots, v_{N-1}, \\ z_1, \dots, z_N, \tilde{u}}} \|u_{\mathcal{L}} - \tilde{u}\| \quad (8a)$$

$$\text{s.t. } z_{i+1} = Az_i + Bv_i, \forall i \in \mathcal{I}_{[1, N-1]} \quad (8b)$$

$$(z_i, v_i) \in \bar{\mathbb{X}} \times \bar{\mathbb{U}}, \forall i \in \mathcal{I}_{[1, N-1]} \quad (8c)$$

$$z_N \in \mathcal{S}_f \ominus \Omega \quad (8d)$$

$$\mathcal{D}(x, \tilde{u}, \mathbb{A}, \mathbb{B}, \mathcal{W}) \subseteq z_1 \oplus \Omega \quad (8e)$$

$$\tilde{u} \in \mathbb{U} \quad (8f)$$

where we denote the planning horizon by $N \in \mathcal{I}_{\geq 1}$ and the predicted nominal system states and inputs by z_i and v_i . Let the feasible set of (8) be denoted by

$$\mathcal{X}_N := \{x \in \mathbb{R}^n | (8b) - (8f)\} \subseteq \mathbb{X}. \quad (9)$$

Problem (8) introduces the auxiliary variable \tilde{u} , which is required to satisfy the input constraints (8f) as well as (8e), ensuring safety of the control input \tilde{u} , as we will show in the proof of Theorem III.11. The cost (8a) is chosen such that if possible, \tilde{u} is equal to $u_{\mathcal{L}}$, in which case safety of $u_{\mathcal{L}}$ is certified. The controller resulting from (8) in a receding horizon fashion is given by

$$\kappa(x) = \tilde{u}^*(x) \quad (10)$$

where $v_1^*(x), \dots, v_{N-1}^*(x), z_1^*(x), \dots, z_N^*(x)$, and $\tilde{u}^*(x)$ is the optimal solution of (8) at state x .

Remark III.9. In case $p = q = 1$, (8e) can be written as $Ax + B\tilde{u} - z_1 \in \Omega \ominus \mathcal{W}$ allowing for the set computation to be performed offline.

In general, the constraints (8e) can be difficult to implement and therefore be conservatively treated as follows.

Proposition III.10. Consider $\mathcal{D}_e = \{e | e \in \mathcal{D}(x, u, \mathbb{A}, \mathbb{B}, \mathcal{W}) \ominus \{Ax + Bu\}\}$ for all $x \in \mathbb{X}, u \in \mathbb{U}$, then

$$Ax + B\tilde{u} - z_1 \in \Omega \ominus \mathcal{D}_e \Rightarrow (8e). \quad (11)$$

Proof. From (11) we have $Ax + B\tilde{u} \oplus \mathcal{D}_e \subseteq z_1 \oplus \Omega$ and by the definition of \mathcal{D}_e , (8e) follows. \square

Therefore, if $\mathcal{D}_e \subseteq \Omega$ such that $\Omega \ominus \mathcal{D}_e \neq \emptyset$, then Proposition III.10 allows to replace the potentially difficult constraint (8e) conservatively by (11), which can be pre-computed exactly or further approximated for large-scale systems as shown for example in Section IV-A.

It is important to note that (8) may not be recursively feasible for general safe sets \mathcal{S}_f . This is due to the fact that the terminal safe set \mathcal{S}_f is itself not necessarily invariant or a subset of the feasible set, i.e. one can in general not use the terminal safe control law according to Assumption III.4 in order to construct a feasible candidate solution with respect to (8).

To this end, we propose Algorithm 1, called *model predictive safety certification* (MPSC) scheme, which implements a safety controller based on (8). If $x(k) \in \mathcal{X}_N$ we can always directly apply \tilde{u} (Algorithm 1, line 4). If at a subsequent time $x(k+1) \notin \mathcal{X}_N$, then we know via (8) a finite-time safe

Algorithm 1 Model predictive safety certification scheme

```

1:  $k_{\text{inf}} \leftarrow N - 1$ 
2: for  $k=0, 1, 2, \dots$  do
3:   if (8) feasible then
4:     Apply  $u(k) \leftarrow \kappa(x(k))$  to (3)
5:      $k_{\text{inf}} \leftarrow 0$ 
6:   else
7:      $k_{\text{inf}} \leftarrow k_{\text{inf}} + 1$ 
8:     if  $k_{\text{inf}} \leq N - 1$  then
9:       Apply  $u(k) \leftarrow v_{k_{\text{inf}}}^* + K_{\Omega}(x(k) - z_{k_{\text{inf}}}^*)$  to (3)
10:    else
11:      Apply  $u(k) \leftarrow u_{\mathcal{S}_f}(k)$  to (3)
12:    end if
13:  end if
14: end for

```

backup controller towards \mathcal{S}_f using (6) (Algorithm 1, line 9), compare also with Figure 1. By Assumption III.4 we can extend this finite-time backup controller after N -steps with $u_{\mathcal{S}_f}$ (Algorithm 1, line 11) in order to obtain a safe backup controller for $x(k+i), i \geq 0$, which will satisfy constraints at all times in the future. In the case that $\mathcal{S}_f \setminus \mathcal{X}_N \neq \emptyset$, (8) can be initially infeasible for $x = x(0) \in \mathcal{S}_f$. This case can be easily treated by directly applying $u_{\mathcal{S}_f}$ (Algorithm 1, line 1 and line 11) which ensures safety for all future times. Formalization of the above yields our main result.

Theorem III.11. If Assumptions III.2, III.4, and III.6 hold, then the control law resulting from Algorithm 1 is a safety controller and $\mathcal{X}_N \cup \mathcal{S}_f$ the corresponding safe set according to Definition II.1.

Proof. If $x(0) \in \mathcal{S}_f \setminus \mathcal{X}_N$, the terminal safety controller $u_{\mathcal{S}_f}$ is applied since k_{inf} is initialized to $N - 1$ in (Algorithm 1, line 1), which keeps the system safe for all times.

We show that \mathcal{X}_N is a safe set by first investigating the case that (8) is feasible for all $k \in \mathcal{I}_{\geq 0}$ and extend the analysis to cases in which (8) is infeasible for arbitrarily many time steps.

Let $x(0) \in \mathcal{X}_N$ and let (8) be feasible for all $k \in \mathcal{I}_{\geq 0}$ (Algorithm 1, line 4), i.e. $x(k) \in \mathcal{X}_N$. Condition (8e) implies that $\mathcal{D}(x(k), \tilde{u}, \mathbb{A}, \mathbb{B}, \mathcal{W}) \subseteq z_1 \oplus \Omega$ which implies by the tightened constraints on the nominal state (8c) and (8f) that $x(k+1) \in \mathbb{X}$. Therefore \mathcal{X}_N is a safe set under the safe backup controller $\kappa(x)$ in this case.

Now, consider an arbitrary time \bar{k} for which (8) was feasible for the last time, i.e. $x(k) \notin \mathcal{X}_N$ for all $k = \bar{k} + k_{\text{inf}}$ with $k_{\text{inf}} \in \mathcal{I}_{[1, N-1]}$. Because of (8e) we have that $e(\bar{k}+1) \in \Omega$ and therefore Assumption III.4 together with (8d) allows for explicitly stating a safe backup control law based on $x = x(\bar{k}) \in \mathcal{X}_N$ that keeps the system in the constraints for all future times:

$$u_{\mathcal{B}}(x(i), x, i) = \begin{cases} v_{i-\bar{k}}^*(x) + K_{\Omega}(x(i - \bar{k}) - z_{i-\bar{k}}^*(x)), & i \in \mathcal{I}_{[\bar{k}+1, \bar{k}+N-1]} \\ u_{\mathcal{S}_f}(i), & i \in \mathcal{I}_{\geq \bar{k}+N}. \end{cases}$$

Since (8) was feasible for $x(\bar{k})$, the corresponding $v_1^*, \dots, v_{N-1}^*, z_1^*, \dots, z_N^*$ exist. Therefore in case of $x(k) \notin \mathcal{X}_N$, Algorithm 1, line 9 and $k_{\text{inf}} \in \mathcal{I}_{[1, N-1]}$, it follows from

$e(\bar{k}+1) \in \Omega$ by Assumption III.2 that $x(\bar{k}+k_{\text{inf}}) \in z_{k_{\text{inf}}}^* \oplus \Omega$ for all $k_{\text{inf}} \in \mathcal{I}_{[1, N-1]}$.

The last remaining case $k_{\text{inf}} \geq N$ is justified by the observation, that $x(\bar{k}+N) \in \mathcal{S}_f$ by (8d) for which we know the safe control law $u_{\mathcal{S}_f}$ for all future times by Assumption III.4. Once a feasible solution is found again, the counter k_{inf} is set to zero.

Consequently we investigated all possible cases in Algorithm 1 and proved that it will always provide a safe control input if $x(0) \in \mathcal{X}_N \cup \mathcal{S}_f$, showing the result. \square

B. A recursively feasible MPSC scheme

By modifying Assumption III.4 in order to be compatible with standard assumptions on the terminal set made in tube-based model predictive control, we obtain recursive feasibility of (8) and can thus directly apply the time-invariant control law (10) to system (3) without the need of Algorithm 1. In other words, (10) directly becomes the safety controller according to Definition II.1. Furthermore, this property allows for showing that the planning horizon is inherently coupled to the degree of conservatism of the resulting safe set.

Assumption III.12. *There exists a set $\mathcal{X}_f \subseteq \bar{\mathbb{X}}$ and corresponding control law $\sigma_f : \mathcal{X}_f \rightarrow \bar{\mathbb{U}}$ such that for all $z \in \mathcal{X}_f$, $\Rightarrow Az + B\sigma_f(z) \in \mathcal{X}_f$.*

Theorem III.13. *Let $\mathcal{S}_f = \mathcal{X}_f \oplus \Omega$. If Assumptions III.2, III.6, and III.12 hold, then (10) is a safety control law and \mathcal{X}_N the corresponding safe set according to Definition II.1. In addition, \mathcal{X}_N is a robust positively invariant set.*

Proof. We begin with showing recursive feasibility under (10). Let (8) be feasible at time k . It follows that $x(k+1) \in z_1^* \oplus \Omega$ because of (8e). From here, recursive feasibility follows as in standard tube-based MPC by induction, see e.g. [11]. Along the lines of the proof of Theorem III.11, recursive feasibility implies that \mathcal{X}_N is a safe set. \square

Another property which follows from Theorem III.13 is that the degree of conservatism can be scaled with respect to the planning horizon N , and therefore based on the available computational resources.

Corollary III.14. *If Assumptions III.2, III.6, and III.12 hold, then it follows that $\mathcal{X}_N \subseteq \mathcal{X}_{N+i}$, with $i \in \mathcal{I}_{\geq 0}$.*

Proof. The proof follows directly from recursive feasibility for any $N \in \mathcal{I}_{\geq 0}$ by Theorem III.13, i.e. if (8) is feasible for $x \in \mathcal{X}_N$ we can extend the corresponding nominal feasible trajectory with the terminal control law σ_f from Assumption III.12 for arbitrarily many time steps which proves that $\mathcal{X}_N \subseteq \mathcal{X}_{N+i}$ for $i \in \mathcal{I}_{\geq 1}$. \square

Therefore, a longer planning horizon will lead to a larger or equally sized safe set.

IV. DESIGN OF \mathcal{S}_f AND Ω FROM DATA

The proposed MPSC scheme is based on two main design components, the robust positively invariant set Ω , which determines the tube, and the terminal safe set \mathcal{S}_f .

While \mathcal{S}_f can be chosen more generally according to Assumption III.4, we note from Theorem III.13 that we can in principle also use the same design methods proposed for linear tube-based model predictive control with a proper scaling of Ω subject to Assumption III.6. The computation of the robust invariant set Ω and the nominal terminal set \mathcal{X}_f have been widely studied in the literature, see e.g. [12], [14], [11], [15] and references therein.

This section presents a different option for the approximation of a tube and safe terminal set that is tailored to the learning context and aims at a minimal amount of tuning ‘by hand’. We propose to infer a robust control invariant set Ω either directly from data or from a probabilistic model via scenario-based optimization. Secondly, starting from any terminal safe set, e.g. the trivial choice $\{0\} \oplus \Omega$, we show how to enlarge this terminal set iteratively by utilizing feasible solutions of (8) over time.

A. Scenario based calculation of Ω from data

Let $\{\tilde{A}_i, \tilde{B}_i, \tilde{w}_i\}_{i=1}^{N_s}$ be a set of so-called ‘scenarios’, either sampled from a probabilistic belief about the system dynamics (1) or collected from measurements. We restrict ourselves to ellipsoidal robust positively invariant sets $\Omega = \{x | x^\top P x \leq 1\}$ with $P \in S_{++}^n$, in order to enable scalability of the resulting design optimization problems to larger scale systems. The corresponding robust scenario-based design problem for computation of the set Ω is given by

$$\min_{P \in S_{++}^n, \tau > 0} -\log \det(P) \quad (12a)$$

s.t. $\forall i \in \mathcal{I}_{[1, N_s]} :$

$$\begin{pmatrix} \tilde{A}_{cl,i}^\top P \tilde{A}_{cl,i} - \tau P & \tilde{A}_{cl,i}^\top P \tilde{w}_i \\ \tilde{w}_i^\top P \tilde{A}_{cl,i} & \tilde{w}_i^\top P \tilde{w}_i + \tau - 1 \end{pmatrix} \preceq 0 \quad (12b)$$

$$P \preceq \left(\left\| \tilde{A}_i - A \right\|_2 \bar{x} + \left\| \tilde{B}_i - B \right\|_2 \bar{u} + \|\tilde{w}_i\|_2 \right)^{-2} I_n \quad (12c)$$

where $\tilde{A}_{cl,i} := \tilde{A}_i + \tilde{B}_i K_\Omega$, $\bar{x} = \max_{x \in \bar{\mathbb{X}}} \|x\|_2$, and $\bar{u} = \max_{u \in \bar{\mathbb{U}}} \|u\|_2$. The objective (12a) is chosen such that a possibly small RPI set is obtained, which increases by definition of $\bar{\mathbb{X}}$ and $\bar{\mathbb{U}}$ the size of the feasible region of (8), and therefore the size of the safe set. The constraint (12b) is obtained from the standard robust positive invariance condition by applying the S-procedure, see e.g. [15], and (12c) implies $\mathcal{D}_e \subseteq \Omega$ and allows to replace (8e) with (11) according to Proposition (III.10).

Proposition IV.1. *Consider system (7) and let $n_s := n^2 + nm + n$. If (12) attains a solution, then with probability at least*

$$\sum_{i=0}^{n_s-1} \binom{N_s}{i} \epsilon^i (1-\epsilon)^{N_s-i}$$

the set Ω satisfies Assumption III.2 and $\mathcal{D}_e \subseteq \Omega$ with violation probability ϵ .

Proof. The set Ω is robust positively invariant for the error system (7) if (12b) holds (see e.g. [16]) for all $(\tilde{A}_i, \tilde{B}_i, \tilde{w}_i) \in$

$(\mathbb{A}, \mathbb{B}, \mathcal{W})$ and therefore fulfillment of Assumption III.2 in probability follows directly from [17, Theorem 1] similar to the application demonstrated in [18]. Furthermore, condition (12c) implies $\mathcal{D}_e \subseteq \Omega$, compare also with Proposition III.10, which completes the proof. \square

Remark IV.2. The quantity $n_s = n^2 + nm + n$ defines the number of unknowns in case that the dynamics matrices or the distributions of \tilde{A} , \tilde{B} and \tilde{w} are completely unknown. If, e.g. only the dynamic matrix contains n_A unknown entries it follows $n_s = n_A$. A discussion of the sample complexity with varying numbers n_s and ϵ is provided in [17].

Remark IV.3. Computing the tube set Ω based on scenarios comes at the cost of obtaining only guarantees in probability, which is often acceptable in applications and provides favorable scalability properties. In order to provide strict guarantees, Ω has to be calculated using robust methods which can lead to more conservative results.

B. Iterative enlargement of the terminal safe set \mathcal{S}_f

In this section we show how to enlarge the terminal safe set \mathcal{S}_f based on previously calculated solutions of (8). Note, that a larger terminal set \mathcal{S}_f according to Assumption III.4 or Assumption III.12 typically also leads to a larger feasible set \mathcal{X}_N , and therefore to a larger overall safe set \mathcal{S} according to Theorems III.11 and III.13.

The main idea is to define a safe set based on successfully solved instances of (8) for measured system states

$$\mathbf{x}_{\mathcal{M}(k)}^* := \{x(i), i \in \mathcal{M}(k)\} \quad (13)$$

where $\mathcal{M}(k) := \{i \in \mathcal{I}_{[0,k]} | x(i) \in \mathcal{X}_N\}$ is an index set representing time instances for which the system state $x(i)$ was feasible in terms of (8) during application of Algorithm 1 up to time k .

Theorem IV.4. If Assumptions III.2, III.4, and III.6 are satisfied, and (8) is convex, then the set

$$\mathcal{S}_f^{\mathcal{M}(k)} := \text{co}(\mathbf{x}_{\mathcal{M}(k)}^*) \cup \mathcal{S}_f \quad (14)$$

is again a safe set according to Definition II.1 with a safety controller given by Algorithm 1.

Proof. If (8) is convex, then the feasible set is a convex set, see e.g. [16] and therefore $\text{co}(\mathbf{x}_{\mathcal{M}(k)}^*) \subseteq \mathcal{X}_N$. As a consequence, we can solve (8) for all $x \in \text{co}(\mathbf{x}_{\mathcal{M}(k)}^*)$ which in turn provides the result by the proof of Theorem III.11 (by replacing \mathcal{X}_N with $\text{co}(\mathbf{x}_{\mathcal{M}(k)}^*)$) and the fact that the union of two safe sets is again a safe set. \square

If $\mathcal{S}_f \subseteq \text{co}(\mathbf{x}_{\mathcal{M}(k)}^*)$, convexity of the new terminal set (14) is ensured and we can, iteratively enlarge the initial terminal set \mathcal{S}_f .

Remark IV.5. A practical design procedure in order to determine Ω and \mathcal{S}_f is as follows. Compute Ω based on measurements as described in Section IV-A and initialize $\mathcal{S}_f = \{\Omega\}$. Then, during closed-loop operation of Algorithm 1 enlarge \mathcal{S}_f according to (14).

In order to provide a similar result with respect to Theorem III.13 consider the set $\mathbf{z}_{\mathcal{M}(k)}^* = \{z_1^*(x(i)), \dots, z_N^*(x(i)), i \in \mathcal{M}(k)\}$ with $\mathcal{M}(k)$ as defined above.

Corollary IV.6. If Assumptions III.2, III.6, and III.12 are satisfied, $\mathcal{S}_f = \mathcal{X}_f \oplus \Omega$, and (8) is convex, then the set

$$\mathcal{X}_f^{\mathcal{M}(k)} := \text{co}(\mathbf{z}_{\mathcal{M}(k)}^*) \cup \mathcal{X}_f \quad (15)$$

satisfies Assumption III.12 and $\mathcal{X}_f^{\mathcal{M}(k)} \oplus \Omega$ is a safe set according to Definition II.1 with safety controller (10).

Proof. Follows similarly to the proof of Theorem IV.4. \square

Using Theorem III.13, we obtain a practical procedure similar to Remark IV.5 by initializing $\mathcal{X}_f = \{0\}$ and choosing $\mathcal{X}_f^{\mathcal{M}(k)} \oplus \Omega$ as iterative terminal safe set.

Remark IV.7. While the computation of the convex hull for constructing an iterative terminal safe set can be expensive (see, e.g., [19] for an efficient algorithm), it can be done off-line or in the background of Algorithm 1.

Remark IV.8. Theorem IV.4 also provides an explicit approximation of the safe set given by (14), which is generally not explicitly available. Such a representation can be used to ‘inform’ the learning-based controller about the safety boundary, e.g. in the form of a feature using a barrier function, in order to avoid chattering behavior, as proposed in [3].

V. APPLICATION TO NUMERICAL EXAMPLES

We consider the problem of safely acquiring information about the system dynamics for a linear, time-invariant system

$$x(k+1) = Ax(k) + Bu(k) \quad (16)$$

with A unknown, subject to polytopic state and input constraints \mathbb{X} and \mathbb{U} . To this end we use an ensemble of sinusoidal signals as described in [20] to excite the system, which could be replaced by any desired learning-based controller, e.g. the one described in [21]. For ease of presentation we only consider an unknown dynamic matrix, i.e. $p > 1$ and a known input matrix B , i.e. $q = 1$. We model our prior belief about (16) by linear Gaussian dynamics

$$x(k+1) = \tilde{A}x(k) + Bu(k) \quad (17)$$

with $\text{row}_i(\tilde{A}) \sim \mathcal{N}(0, \Sigma_i^p)$ for all $i \in \mathcal{I}_{[0,n]}$ and noisy measurements $y_k = \tilde{A}x(k) + \tilde{\epsilon}$ with $\tilde{\epsilon} \sim \mathcal{N}(0, \sigma_s^2 I_n)$. This allows us to calculate the posterior distribution, based on collected data $\mathbb{D} := \{(x_i, y_i)\}_{i=1}^{N_d}$ of $\text{row}_j(\tilde{A})$ to be (see e.g. [22])

$$p(\text{row}_j(\tilde{A})^\top | \mathbb{D}) = \mathcal{N}(\sigma_s^{-2} C_j^{-1} X \text{col}_j(y), C_j^{-1}) \quad (18)$$

with $X \in \mathbb{R}^{N_d \times n}$, $\text{row}_i(X) = x_i^\top$, $y \in \mathbb{R}^{N_d \times n}$, $\text{row}_i(y) = (\tilde{A}x_i)^\top$, and $C_j^{-1} = \sigma_s^{-2} X X^\top + \Sigma_j^{p-1}$.

We are now in the position to directly use the results from Section IV in order to calculate Ω without deriving

a suitable representation (1) first. For illustration, consider the discretized mass-spring-damper system

$$x(k+1) = \begin{pmatrix} 1 & 0.1 \\ -0.3 & 0.8 \end{pmatrix} x(k) + \begin{pmatrix} 0 \\ 0.1 \end{pmatrix} u(k) \quad (19)$$

with $|u(k)| \leq 2.5$, $|x_1(k)| \leq 1$, and $x_2(k) \in [-0.4, 1]$ as the ‘true’ system (16). Note, that asymmetric state or input constraints render the application of ellipsoidal safe sets conservative, e.g. [4]. We generate 15 uniformly sampled measurements y_k with small sensor noise $\sigma_s = 0.02$ and select $\Sigma_1^P = \begin{pmatrix} 100 & 0 \\ 0 & 10 \end{pmatrix}$, $\Sigma_2^P = \begin{pmatrix} 1 & 0 \\ 0 & 1 \end{pmatrix}$. Using $N_s = 600$ samples from the posterior distribution (18) we generate the robust scenario design problem (12) and obtain $\Omega = \{x | x^\top P x \leq 1\}$ with $P = \begin{pmatrix} 85.70 & 28.33 \\ 28.33 & 43.80 \end{pmatrix}$. For the MPSC scheme, we use a planning horizon $N = 10$ and the terminal safe set $\mathcal{S}_f = \Omega$ as described in Remark IV.5. The learning controller is given by the input signal $u_{\mathcal{L}}(k) = 2 \sin(0.01\pi k) + 0.5 \sin(0.12\pi k)$ with the goal of generating informative measurements according to [20], which can be used to iteratively improve the posterior estimate (18).

A closed-loop simulation with initial condition $x(0) = (-0.7, 1)^\top$ under application of Algorithm 1 is illustrated in Figure 2 with the corresponding safe set. As desired, the safety controller modifies the proposed input signal $u_{\mathcal{L}}$ only as the system state approaches a neighborhood of the safe set boundary where the next state would leave the safe set (indicated in red color). The distance to the neighborhood depends on $u_{\mathcal{L}}$ and the discretization of the mass-spring-damper system (19). The pure learning-based trajectory (dotted line, in Figure 2), in contrast, would have violated state constraints already in the first time steps.

Using the same configuration, we now iteratively enlarge the safe set based on previously calculated nominal state trajectories at each time step by following Corollary IV.6. To this end, we use the same input signal and Ω as above. Samples of the terminal set at different time steps are shown in Figure 3. After $k = 120$ time steps, a significant portion of the state space is already covered by the safe terminal set, which results in an overall safe set \mathcal{S} that is already less conservative after 120 steps than the safe set shown in Figure 2, which results from a planning horizon $N = 10$ but with a static terminal set $\mathcal{S}_f = \Omega$.

VI. CONCLUSION

The paper has approached the problem of safe learning-based control by means of a model predictive safety certification scheme. The proposed scheme allows for enhancing any potentially unsafe learning-based control strategy with safety guarantees and can be combined with any known safe set. By relying on robust model predictive control methods, the presented concept is amenable for application to large-scale systems with similar offline computational complexity as e.g. ellipsoidal safe set approximations. Using a parameter-free scenario based design procedure, it was illustrated how the design steps can be performed purely based on available data and how to reduce conservatism of the MPSC scheme over time by making use of generated closed-loop data.

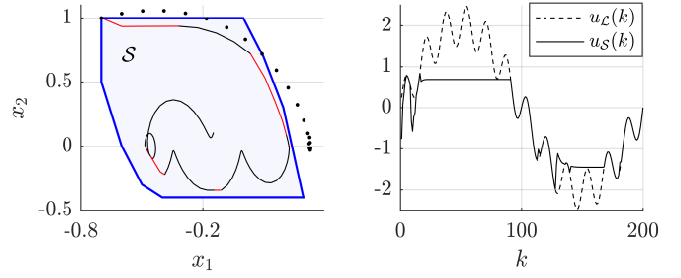


Fig. 2: **Left:** Closed loop simulation under Algorithm 1, starting from $x(0) = [-0.7, 1]$. Red color indicates states, for which $\|\tilde{u} - u_{\mathcal{L}}\| > 0$. Dotted line shows the first 20 time steps of the closed-loop trajectory, resulting from application of $u_{\mathcal{L}}$ without the MPSC scheme. **Right:** Learning-based control input sequence and applied safety controller sequence.

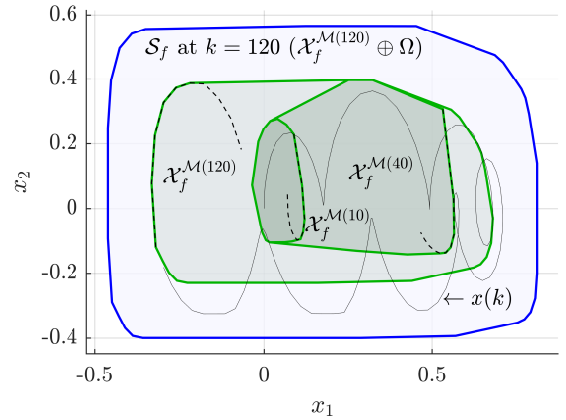


Fig. 3: Iterative enlargement of the nominal terminal set (15), which is shown at times $k = 10, 40, 120$ with corresponding planned nominal state trajectories $z_1^*(x(k)), \dots, z_N^*(x(k))$ and the resulting safe terminal set $\mathcal{S}_f = \mathcal{X}_f^{M(120)} \oplus \Omega$. The thin grey line shows the state trajectory.

APPENDIX

Proof of Proposition III.1. For ease of notation we omit the time dependence and use $(e^+, x^+, z^+) := (e(k+1), x(k+1), z(k+1))$. By definition, $e^+ = x^+ - z^+$, which implies by noting that $Az + Bv \in \mathcal{D}(z, v, \mathbb{A}, \mathbb{B}, \{0\})$,

$$\begin{aligned} e^+ &\in \{x^+ - z^+ | x^+ \in \mathcal{D}(x, u, \mathbb{A}, \mathbb{B}, \mathcal{W}), \\ &\quad z^+ \in \mathcal{D}(z, v, \mathbb{A}, \mathbb{B}, \{0\})\} \end{aligned}$$

and therefore

$$e^+ \in \mathcal{D}(x, u, \mathbb{A}, \mathbb{B}, \mathcal{W}) \oplus \mathcal{D}(-z, -v, \mathbb{A}, \mathbb{B}, \{0\}).$$

We can further rewrite the difference inclusions (1) directly in terms of convex hulls with $\mathbb{A}x = \{A_i x \mid i \in \mathcal{I}_{[1,p]}\}$ as

$$\begin{aligned} \mathcal{D}(x, u, \mathbb{A}, \mathbb{B}, \mathcal{W}) &= \{\text{co}(\mathbb{A}x) \oplus \text{co}(\mathbb{B}u) \oplus \mathcal{W}\}, \\ \mathcal{D}(-z, -v, \mathbb{A}, \mathbb{B}, \{0\}) &= \{\text{co}(-\mathbb{A}z) \oplus \text{co}(-\mathbb{B}v)\}. \end{aligned}$$

Since $\text{co}(\{d_i\}_{i=1}^p) \oplus \text{co}(\{s_j\}_{j=1}^q) = \text{co}(\{d_i + s_j\}_{i=1, j=1}^{p, q})$ for any $d_i, s_j \in \mathbb{R}^n$, we have with $u = v + K_\Omega(x - z)$

$$\begin{aligned} e^+ &\in \text{co}(\mathbb{A}(x - z)) \oplus \text{co}(\mathbb{B}K_\Omega(x - z)) \oplus \mathcal{W} \\ &= \text{co}(\mathbb{A}e) \oplus \text{co}(\mathbb{B}K_\Omega e) \oplus \mathcal{W} \\ &= \mathcal{D}(e, 0, \mathbb{A}e, 0, \mathcal{W}) \end{aligned}$$

which proves the result. \square

REFERENCES

- [1] J. Merel, Y. Tassa, S. Srinivasan, J. Lemmon, Z. Wang, G. Wayne, and N. Heess, “Learning human behaviors from motion capture by adversarial imitation,” *arXiv preprint arXiv:1707.02201*, 2017.
- [2] V. Mnih, K. Kavukcuoglu, D. Silver, A. A. Rusu, J. Veness, M. G. Bellemare, A. Graves, M. Riedmiller, A. K. Fidjeland, G. Ostrovski *et al.*, “Human-level control through deep reinforcement learning,” *Nature*, vol. 518, no. 7540, p. 529, 2015.
- [3] A. K. Akametalu, J. F. Fisac, J. H. Gillula, S. Kaynama, M. N. Zeilinger, and C. J. Tomlin, “Reachability-based safe learning with gaussian processes,” in *53rd IEEE Conference on Decision and Control*, Dec 2014, pp. 1424–1431.
- [4] K. P. Wabersich and M. N. Zeilinger, “Scalable synthesis of safety certificates from data with application to learning-based control,” *arXiv preprint arXiv:1711.11417*, 2017.
- [5] Y. Wang and S. Boyd, “Fast model predictive control using online optimization,” *IEEE Transactions on Control Systems Technology*, vol. 18, no. 2, pp. 267–278, March 2010.
- [6] A. Domahidi, A. U. Zgraggen, M. N. Zeilinger, M. Morari, and C. N. Jones, “Efficient interior point methods for multistage problems arising in receding horizon control,” in *51st IEEE Conference on Decision and Control (CDC)*, Dec 2012, pp. 668–674.
- [7] J. García and F. Fernández, “A comprehensive survey on safe reinforcement learning,” *Journal of Machine Learning Research*, vol. 16, pp. 1437–1480, 2015.
- [8] J. F. Fisac, A. K. Akametalu, M. N. Zeilinger, S. Kaynama, J. Gillula, and C. J. Tomlin, “A general safety framework for learning-based control in uncertain robotic systems,” *arXiv preprint arXiv:1705.01292*, 2017.
- [9] R. B. Larsen, A. Carron, and M. N. Zeilinger, “Safe learning for distributed systems with bounded uncertainties,” *20th IFAC World Congress*, vol. 50, no. 1, pp. 2536 – 2542, 2017.
- [10] H. Chen and F. Allgöwer, “A quasi-infinite horizon nonlinear model predictive control scheme with guaranteed stability,” *Automatica*, vol. 34, no. 10, pp. 1205 – 1217, 1998.
- [11] J. B. Rawlings and D. Q. Mayne, *Model predictive control: Theory and design*. Nob Hill Pub., 2009.
- [12] K. I. Kouramas, S. V. Rakovic, E. C. Kerrigan, J. C. Allwright, and D. Q. Mayne, “On the minimal robust positively invariant set for linear difference inclusions,” in *44th IEEE Conference on Decision and Control*, Dec 2005, pp. 2296–2301.
- [13] J. Fleming, B. Kouvaritakis, and M. Cannon, “Robust tube mpc for linear systems with multiplicative uncertainty,” *IEEE Transactions on Automatic Control*, vol. 60, no. 4, pp. 1087–1092, April 2015.
- [14] M. de Oliveira, J. Bernussou, and J. Geromel, “A new discrete-time robust stability condition,” *Systems and Control Letters*, vol. 37, no. 4, pp. 261 – 265, 1999.
- [15] F. Blanchini, “Set invariance in control,” *Automatica*, vol. 35, no. 11, pp. 1747 – 1767, 1999.
- [16] S. Boyd and L. Vandenberghe, *Convex optimization*. Cambridge university press, 2004.
- [17] M. C. Campi and S. Garatti, “The exact feasibility of randomized solutions of uncertain convex programs,” *SIAM Journal on Optimization*, vol. 19, no. 3, pp. 1211–1230, 2008.
- [18] G. C. Calafiore and M. C. Campi, “The scenario approach to robust control design,” *IEEE Transactions on Automatic Control*, vol. 51, no. 5, pp. 742–753, 2006.
- [19] D. Bremner, K. Fukuda, and A. Marzetta, “Primal-dual methods for vertex and facet enumeration,” *Discrete & Computational Geometry*, vol. 20, no. 3, pp. 333–357, 1998.
- [20] L. Ljung, “System identification,” in *Signal analysis and prediction*. Springer, 1998, pp. 163–173.
- [21] J. Z. Kolter and A. Y. Ng, “Policy search via the signed derivative,” in *Robotics: science and systems*, 2009, p. 34.
- [22] C. Rasmussen and C. Williams, *Gaussian Processes for Machine Learning*, ser. Adaptive Computation and Machine Learning. MIT Press, 2006.