

Specifying and Analyzing Virtual Network Services Using Queuing Petri Nets

Stefan Schneider, Arnab Sharma, Holger Karl, Heike Wehrheim
Paderborn University, Paderborn, Germany
{stefan.schneider, arnab.sharma, holger.karl, wehrheim}@uni-paderborn.de

Abstract—For optimal placement and orchestration of network services, it is crucial that their structure and semantics are specified clearly and comprehensively and are available to an orchestrator. Existing specification approaches are either ambiguous or miss important aspects regarding the behavior of virtual network functions (VNFs) forming a service. We propose to formally and unambiguously specify the behavior of these functions and services using Queuing Petri Nets (QPNs). QPNs are an established method that allows to express queuing, synchronization, stochastically distributed processing delays, and changing traffic volume and characteristics at each VNF. With QPNs, multiple VNFs can be connected to complete network services in any structure, even specifying bidirectional network services containing loops.

We discuss how management and orchestration systems can benefit from our clear and comprehensive specification approach, leading to better placement of VNFs and improved Quality of Service. Another benefit of formally specifying network services with QPNs are diverse analysis options, which allow valuable insights such as the distribution of end-to-end delay. We propose a tool-based workflow that supports the specification of network services and the automatic generation of corresponding simulation code to enable an in-depth analysis of their behavior and performance.

I. INTRODUCTION

With increasing complexity of network services currently considered in network function virtualization (NFV), it becomes increasingly crucial to clearly specify their structure and behavior based on their constituting virtual network functions (VNFs). Such a clear specification is required to avoid ambiguity and provide all relevant information for orchestration with Quality of Service (QoS) guarantees.

To illustrate this requirement, we use the example in Fig. 1, showing a video streaming network service. Such video streaming network services are a common use case of virtual content delivery networks (vCDNs). In this network service, users request video streams from a vCDN cache. If the requested videos are available at the cache (cache hit), they can be streamed directly back to the users. In case of a cache miss, the request is forwarded to the storage server in order to load the requested videos to the cache. After retrieving the videos from the server, they are optimized by the video optimizer (e.g., for mobile video). In parallel, the server sends a request to an ad insertion VNF that selects suitable advertisements to be inserted in the video. The optimized video and the selected advertisements have to be synchronized at the cache before streaming the requested video (with advertisements) to the users.

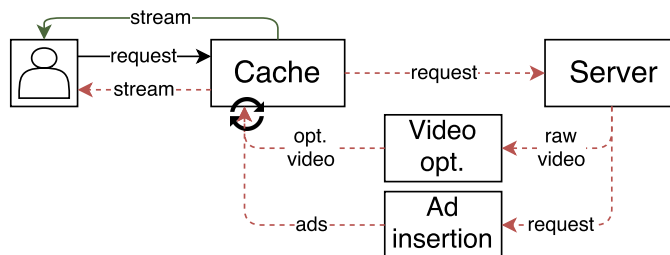


Fig. 1. Example video streaming network service with stochastic behavior (cache hit/miss), synchronization (of video and advertisements), and loops.

Current specification techniques are ambiguous as they do not clarify whether incoming traffic at multiple inputs of a VNF is synchronized or not. Synchronization can lead to additional delays, which need to be considered during orchestration to ensure QoS guarantees. While there has been a lot of progress in NFV-related research and the example network service is quite simple, none of the existing specification techniques can properly specify and express its behavior and structure. Existing approaches (e.g. ETSI [1]) cannot express synchronization needs of traffic from multiple connections, such as the synchronization of video and corresponding advertisements at the cache in Fig. 1.

Similarly, current specification techniques are ambiguous regarding traffic characteristics and the assignment of outgoing traffic to the outputs of a VNF, which are essential for orchestration. For example, they cannot distinguish the following two cases: The cache in Fig. 1 sends out *either* a video stream to the users *or* a request to the server, leading to either low or high end-to-end delay, respectively. In contrast, the server sends out VNF requests to *both* the video optimizer *and* the ad insertion. Considering such individual VNF requests rather than just the overall traffic volume is necessary to estimate the VNF workload and required resources as well as the end-to-end delay. This information is crucial for successful orchestration, especially with QoS guarantees.

Finally, existing approaches assume network services to have a relatively simple, unidirectional structure. As stated by IETF [2], [3], common network services often have loops and are bidirectional, i.e., some VNFs are traversed multiple times. In the example of Fig. 1, requested videos return to the users (bidirectional) and the cache is traversed again when loading videos from the server. Network services with such structures

cannot be specified at all with current approaches and thus cannot be efficiently deployed and managed by orchestrators.

Our main **contribution** is to fill the identified gaps by proposing an approach using Petri nets for clearly and formally specifying network services and the behavior of involved VNFs. Petri nets are an established method to express and analyze the behavior of distributed and concurrent processes (Section II) and have been used successfully in related areas (Section VI). Furthermore, they allow a clear and unambiguous specification of the behavior at the inputs and outputs of a VNF (e.g., synchronization) and allow the specification of any network service structure (e.g., bidirectional with loops), solving the aforementioned problems. Furthermore, we use Petri nets to formally specify queuing, stochastically distributed processing delays, and changing traffic volume and characteristics at each VNF, accurately capturing the behavior of VNFs and the overall network service (Section III). The approach is not limited to VNFs but also works with physical network functions. In Section IV, we discuss the implications of the specified behavior (e.g., synchronization) for placement and orchestration of network services. We also illustrate that orchestrators need such clear specification for correct placement and resource allocation and to ensure QoS guarantees.

In addition to using specifications based on Petri nets during orchestration, they are also useful for offline performance evaluation. Petri nets are particularly amenable for this as various tools are available. In Section V, we illustrate how these tools can support the specification and analysis of network services.

II. BACKGROUND ON PETRI NETS

This section summarizes core ideas of Petri nets, as a basis for the following discussions.

A Petri net [4] is a specific kind of directed, weighted, and bipartite graph comprising two kinds of nodes: *Transitions*, modeling active components, and *places*, describing passive entities. Directed *arcs* connect either places to transitions or transitions to places and typically model the flow of data in the system, i.e., a transition consumes data (from places) and produces data (on places). In graphical representations, places are depicted by circles and transitions by boxes or bars.

More formally, a Petri net can be defined as a 5-tuple $PN = (P, T, A, W, M_0)$ with

- P the finite set of places,
- T the finite set of transitions,
- $A \subseteq (P \times T) \cup (T \times P)$ the set of directed arcs,
- $W : A \rightarrow \mathbb{N}$ the weight function, and
- $M_0 : P \rightarrow \mathbb{N}$ the initial marking.

The sets of places and transitions have to be disjoint. The input places P_t^{in} of a transition t are all places with arcs going into t . Similarly, the output places P_t^{out} are all places to which t has an outgoing arc.

In Petri nets, data is abstractly represented by *tokens*, which reside on places. A marking describes how many tokens each place currently contains, where the initial marking M_0 is the first marking. Depending on the current marking and the

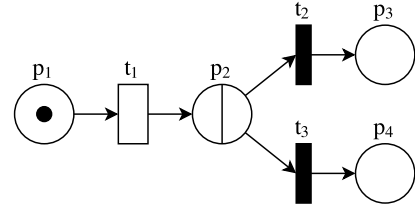


Fig. 2. Example of a simple Queuing Petri Net.

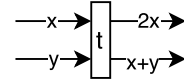


Fig. 3. Transition t changes the color (here: numerical values) of traversing tokens as indicated by the arc expressions.

weight function W , an activity can occur, i.e., a transition consumes tokens from its input places and adds tokens at its output places. Specifically, a transition t is enabled if each of the input places $p \in P_t^{\text{in}}$ has at least $W(p, t)$ tokens. If t is enabled, it can fire, removing $W(p, t)$ tokens from every input place $p \in P_t^{\text{in}}$ and adding $W(t, p')$ tokens to every output place $p' \in P_t^{\text{out}}$. Note that transitions without input places are always enabled and generate new tokens periodically.

For ease of modeling, this basic concept of Petri nets has been extended to various high-level Petri nets. We propose to use Queuing Petri Nets (QPNs) [5] for specifying and analyzing network services. QPNs combine and extend stochastic [6] and colored [7] Petri nets, supporting transition timing, token colors, and queuing places. We describe each of these features in the following, using the example in Fig. 2.

Transition timing: The set of transitions T is divided into immediate and timed transitions. In Fig. 2, t_1 is timed and t_2 and t_3 are immediate. While immediate transitions fire directly when enabled, timed transitions only fire after a certain delay $d(t)$. This delay can either be fixed or follow a stochastic distribution (e.g., a uniform distribution with $d(t) = \text{Uni}(1, 2)$). If two or more immediate transitions are enabled, one of the transitions is selected randomly to fire first. The firing weight $f(t)$ determines the probability for each transition to be selected.

Token color: To distinguish different tokens and to convey additional information, tokens can take arbitrary values (or tuples of values) called colors. When tokens traverse a transition, the transition may manipulate the token color. In QPNs, arc expressions specify how a transition changes the color of traversing tokens. For each outgoing arc a_{out} , $E(a_{\text{out}})$ defines how the token color is changed in relation to the color of incoming tokens. In the example of Fig. 3, token colors are numerical values, where the value of tokens from the arc referenced as x is doubled at the first output. At the second output, outgoing tokens have the aggregated value $x + y$ of incoming tokens from both inputs.

Queuing places: In a QPN, there are ordinary place and queuing places. While tokens in ordinary places simply form an unordered set, queuing places organize tokens in queues

with a certain access strategy (typically FIFO). When firing, transitions take tokens from the front of the queues of their input places and generate tokens at the end of the queues at their output places. In Fig. 2, p_1, p_3, p_4 are ordinary places and p_2 is a queuing place.

III. SPECIFYING NETWORK SERVICES USING PETRI NETS

To formally and accurately specify network services and the behavior of their constituting VNFs, we use Queuing Petri Nets (QPNs) as defined in Section II. In the following, we describe how to model traffic characteristics and how to systematically specify the behavior of the individual VNFs. There are various different specification options, ranging from queuing and synchronizing traffic at the inputs to processing and assigning outgoing traffic to the outputs. Based on the specified behavior of the individual VNFs, we illustrate how to specify an overall network service using the video streaming example of Fig. 1.

A. Traffic characteristics

We use tokens to model generic units of traffic, e.g., representing VNF requests or corresponding responses. These tokens can convey any kind of information in their token color, e.g., a tuple of the request type and the size of the request in bytes. When a token is processed by a VNF, the VNF can behave differently for different token colors and can modify the color as further discussed in Section III-B4.

B. Network function behavior

Using QPNs, it is possible to clearly and formally define the relevant behavior of VNFs that are involved in a network service. Behavior like queuing, synchronization, traffic processing, and different options for assigning traffic to the outputs greatly impact the overall behavior of the network service and should be considered during specification. In the following, we describe each of these aspects and explain how to specify them with QPNs.

1) *Queuing*: When tokens arrive at a VNF that cannot be processed immediately, they are queued. In QPNs, this behavior can be specified using queuing places at the inputs of a VNF. At these queuing places, tokens are queued before they become accessible to the VNF. We assume FIFO (first in, first out) queuing, but other queuing strategies can also be specified. The use of queuing places ensures that tokens traverse VNFs in an ordered way and captures potential queuing delays.

2) *Synchronization*: If a VNF has multiple inputs, it is fundamental to distinguish whether the traffic from different incoming arcs is synchronized or not. In the example network service in Fig. 1, videos and corresponding advertisements are synchronized at the cache to produce complete video streams. This synchronization blocks incoming videos until corresponding advertisements are available (or vice versa), possibly inducing additional delays. If the traffic at different inputs is independent of each other, no synchronization is needed and the tokens do not have to wait for each other. The distinction is important as it affects the end-to-end delay

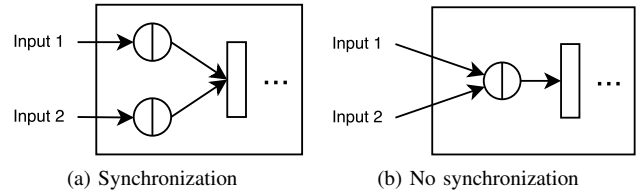


Fig. 4. QPNs can be used to easily specify whether the inputs a VNF are (a) synchronized or (b) not.

and throughput of a network service and, hence, has to be taken into account during orchestration or evaluation.

To specify synchronization in a QPN, separate queuing places are used for each input (Fig. 4a). Each of these input places has an arc to the timed transition representing the VNF. This indicates that the transition can only fire once there is a token at each input place, i.e., the VNF synchronizes the traffic from all inputs before processing it. Weight function $W(p, t)$ specifies how many tokens at each input place p are required for synchronization, which are then consumed by transition t (typically, one per input).

If no synchronization is required, a single queuing place can be used for all inputs, i.e., the incoming arcs are connected to the same input place (Fig. 4b). This place is directly connected to the timed transition of the VNF. In doing so, incoming tokens can be queued and directly processed by the VNF independent of whether tokens are available at other inputs. For VNFs with more than two inputs, it is also possible to only synchronize some but not all inputs by combining the different specification options.

3) *Processing delay*: In QPNs, the core element of a VNF i is a timed transition t_i that represents the processing of the VNF. The processing delay of the VNF can be specified by setting delay $d(t_i)$. This delay can represent the abstract effort for processing (e.g., number of instructions) or the actual processing time, based on the underlying hardware. The processing delay of a VNF can either be fixed or follow a stochastic distribution. It is also conceivable that the delay depends on the type of traffic or size of the request, represented by the token color.

4) *Token color changes*: As mentioned before, the token color can represent multiple attributes of traversing traffic such as request type (e.g., HTTP request) and size in byte. When processing tokens, a VNF can change any attribute of the token color such as the traffic volume. For example, WAN optimizers compress traffic and reduce traffic volume, but BCH encoders increase the volume [8]. In QPNs, the color of outgoing tokens in relation to incoming tokens (possibly at multiple inputs) can be expressed using arc expressions E . Fig. 5 shows an example of a video optimizer, changing both type and size of incoming tokens.

5) *Token number changes*: In addition to the token color, transitions also decide the number of outgoing tokens as specified by weight function W . For example, multiple incoming tokens can be merged to a single outgoing token or

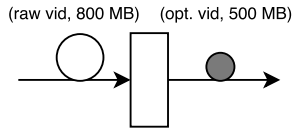


Fig. 5. A transition can change all token color attributes of traversing tokens. Here, a video optimizer changes traffic type and size.

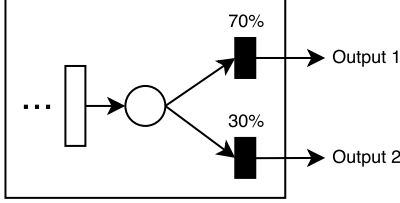


Fig. 6. One of two outputs is selected randomly according to the firing weights of the immediate transitions (here, 70% and 30%).

an incoming token can be replicated into multiple outgoing tokens.

6) *Selection of outputs*: If a VNF i has only one output, its transition t_i is directly connected to the next VNF such that its outgoing tokens directly enter an input place of the next VNF. If a VNF has multiple outputs, its outgoing tokens can be replicated for the different outputs. For each output, the number of tokens and their individual color is specified using separate arc expressions and weights, respectively.

A VNF with multiple outputs may not always replicate tokens for all of its outputs. Instead, it may select a subset of its outputs whenever sending out tokens. For example, randomly selecting one output for each outgoing token can be specified as follows in QPNs: An additional place collects outgoing tokens and immediate transitions are connected for each output. The firing weight $f(t)$ determines the probability for each of the immediate transitions to fire first, assigning the token to the corresponding output. Fig. 6 shows an (incomplete) VNF, where one of two outputs is randomly selected. It is also possible to express other selection methods such as round robin by adding auxiliary places and transitions (for brevity, we skip details).

Finally, the selection of outputs may depend on the token color, e.g., leading to varying selection probabilities of the outputs. To specify such general behavior, immediate transitions could be extended to support varying firing weights that depend on the token color. Hence, in the most general case, a VNF has a list of production rules that depend on the incoming token color. Each production rule generates an outgoing token, specifying the token color and the probability distribution for the different outputs to be selected.

C. Complete network services

The presented comprehensive model allows a flexible, yet clear and unambiguous specification of the behavior of individual VNFs inside a network service. Having all involved VNFs specified formally using QPNs, they can easily be chained to form a complete network service by connecting the outgoing

arcs of a VNF with the input places of the next VNF. In doing so, any kind of structure can be specified such as uni- or bidirectional network services and even network services with multiple loops. When specifying network services with loops, where some VNFs are traversed multiple times, additional places and transitions can be added to separate the behavior for each traversal (e.g., for upstream and downstream).

Considering a specific instantiation of a network service, QPNs also allow the specification of sources (e.g., users or sensors) and end-points. In QPNs, such sources are specified using timed transitions without input places, periodically generating tokens of a certain color and at a certain rate. This rate can correspond to fixed or randomly distributed inter-arrival times of tokens (e.g., forming a Poisson process), depending on the timing $d(t_s)$ of the corresponding transition t_s . To specify the generation of tokens with different colors (e.g., different types of requests), multiple transitions can be used.

After traversing all subsequent VNFs of a specific network service, the tokens finally reach an end-point, where the tokens are consumed. In QPNs, such end-points are modeled using places, collecting the incoming tokens. In bidirectional network services, where traffic returns to the sources, the places representing end-points are collocated with the transitions representing sources. Section IV discusses the specific placement of network services in more detail.

D. Example: Video streaming service

We illustrate the aforementioned possibilities of QPNs by specifying the example video streaming network service of Fig. 1. In the resulting QPN in Fig. 7, all places and transitions belonging to one VNF are framed with a labeled rectangle.

To illustrate the specification of sources and end-points, a user component is modeled using a transition and a place. The transition generates new tokens in exponentially distributed time intervals, representing requests for video streams of a certain size. The place at the user is the end-point of the network service and collects returning tokens (i.e., the requested video streams). Other specifications are also conceivable, e.g., where users only request new video streams after receiving (and watching) previously requested ones. This could easily be specified by connecting the place to the transition.

Incoming user requests at the cache are queued at the input place and then traverse the timed transition with delay corresponding to a cache lookup. Depending on the success of the lookup, requests reach one of the two immediate transitions with a probability corresponding to the cache hit ratio (specified with firing weights). In case of a cache hit, the token traverses the upper transition before returning to the user. When traversing the transition, it changes the color of the token, now representing a returning video stream with much larger size than the incoming request.

In case of a cache miss, the token is forwarded via the lower immediate transition to the queuing place of the server. After processing the incoming request, the server transition generates two outgoing tokens of different color: One token

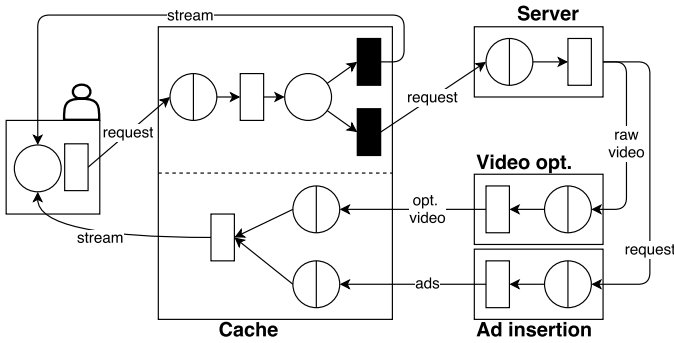


Fig. 7. Video streaming network service of Fig. 1 specified as QPN.

representing the raw video, going to the video optimizer, and one token requesting ad insertion from the corresponding VNF.

The video optimizer also delays traversing tokens corresponding to its processing delay and modifies the token color according to the optimized bit rate of the videos. At the same time, tokens traverse the ad insertion, where they are processed and modified to represent the selected advertisements. The tokens then reach the two downstream inputs of the cache, which are visually separated from the upstream direction by a dashed line. At the cache, the video and advertisements are synchronized. Only when both tokens are available at the transition, it generates a new outgoing token representing the complete video stream. While this synchronization can introduce additional delay, it is necessary to ensure that each video is matched with the corresponding advertisements.

The example illustrates the capabilities of specifying complex network services using QPNs. Each involved VNF and its behavior is described clearly (e.g., synchronization at the cache). The specification remains simple, using only few places and transitions, especially for VNFs with just one input and output such as the server. While the bidirectional structure of the video streaming network service (containing two backward loops) cannot be expressed with current specification approaches, it can easily be specified with QPNs.

IV. PLACING FULLY SPECIFIED NETWORK SERVICES

As described in Section III, network services and the behavior of involved VNFs can be specified precisely using QPNs. This clear specification provides management and orchestration (MANO) systems with all relevant information for placing a network service in the substrate network. Placing a network service involves mapping its VNFs to the network nodes and interconnecting them along network links. In this section, we discuss the implications for MANO systems when placing and orchestrating network services that are specified using QPNs. We also describe how a specific placement of a network service can be precisely defined using QPNs. While we do not propose specific orchestration algorithms for QPN-based network services, we highlight the impact of having this information available by showing the inability to distinguish between vastly different scenarios without such a specification.

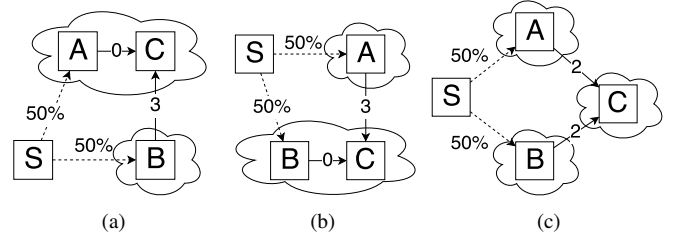


Fig. 8. VNFs A and B are each traversed by 50% of traffic before forwarding it to VNF C. The numbers indicate the link delays. If C does not synchronize incoming traffic, placements (a) and (b) have lower average end-to-end delays than (c). With synchronization at C, placement (c) is better.

A. Impact of different traffic characteristics

By using tokens and token colors, QPNs precisely describe the relevant characteristics (e.g., type and size) of individual requests that arrive at the different VNFs. Orchestrators can use the number and type of requests per VNF to estimate the workload and calculate the corresponding resource requirements for each VNF. Using this information, orchestrators can ensure that all VNFs are placed at network nodes with sufficient resources. Moreover, the specified size of requests allows orchestrators to derive the required data rate between VNFs and to select network links with sufficient capacities.

As we discuss in Section VI, related specification approaches do not distinguish between different traffic characteristics. Without such a clear and distinctive specification, orchestrators cannot reliably estimate the required resources per VNF and the data rates between them. Wrong estimations can easily lead to placements where VNFs do not have enough resources or their communication is limited by routing through links with insufficient capacities. As a result, end-to-end delays increase and QoS guarantees are likely violated.

B. Impact of synchronization

Similarly, it is crucial to distinguish whether or not incoming traffic is synchronized at the inputs of a VNF as it can greatly affect the optimal placement. We use the example in Fig. 8 for illustration, where VNF C expects traffic from A and B. A and B are each traversed by 50% of traffic and C is placed either closer to A (Fig. 8a), closer to B (Fig. 8b), or equally close to both (Fig. 8c). In the figure, the numbers indicate the link delay from A and B to C. We are interested in the long-term average end-to-end delay of tokens traversing each of the three placements. This average delay depends on whether incoming tokens of A and B are synchronized at C. For simplicity, we assume source S is equally close to A and B, ignoring the corresponding link delay as well as processing delays of the VNFs.

If C can process incoming traffic from A and B independently without synchronization, placements (a) and (b) lead to lower average delay than (c). Specifically, the average end-to-end delay is $50\% \cdot 0 + 50\% \cdot 3 = 1.5$ in (a) and (b), whereas (c) has an average delay of $50\% \cdot 2 + 50\% \cdot 2 = 2$.

With synchronization at C, one token of both A and B is required for processing at C. Incoming tokens are blocked until both tokens are available. Thus, there is no advantage in placing C close to only A or B. Instead, C should be equally close to A and B in order to minimize blocking and overall delay. Indeed, the average end-to-end delay for placements (a) and (b) is $\max(0, 3) = 3$ if tokens are blocked and synchronized at C. In placement (c), the tokens from A and B reach C at the same time and can be synchronized and processed directly without blocking. Thus, the average delay for (c) is $\max(2, 2) = 2$ and is actually lower than the average delay of (a) and (b) if synchronization is required.

Only if these two cases (synchronization vs. no synchronization) are distinguishable in the service specification, a MANO system can choose the optimal placement of the VNFs. Without a clear specification, unexpected and needlessly high delays may occur due to suboptimal placement, deteriorating the overall service quality.

C. Specifying placed network services

In addition to the specification of network services in general (Section III), QPNs can also describe specific instantiations and placements of network services in a substrate network. Such a clear specification is the basis for any accurate analysis.

Each VNF instance, source, and end-point in a network service placement can be specified as described in Section III. The underlying network, hosting the network service, also affects the specification: Interconnected VNFs that are placed on separate nodes in the network experience an additional link delay. With QPNs, such link delays between VNFs can be specified by adding an auxiliary place and a timed transition t in between, where $d(t)$ specifies the link delay depending on the network topology and traffic routing. Furthermore, the specific processing times per VNF need to be adjusted depending on the available hardware and resources at the different network nodes.

V. TOWARDS TOOLING AND AUTOMATED ANALYSIS

In this section, we explain how to efficiently specify and analyze such network services through tool support. QPNs are an established method, which has been used for years. Thus, different tools are available supporting the specification. Since many such tools only have limited analysis support, we show how to generate simulation code for a popular simulation framework (OMNeT++ [9]). Our approach is flexible enough to easily integrate generation backends for other simulation frameworks or even emulation platforms.

In the following, we describe a workflow using separate tools for specifying network services as QPNs, generating discrete event simulations, and analyzing the simulation results of the specified network services. We illustrate the different steps of the workflow using the video streaming network service of Fig. 1.

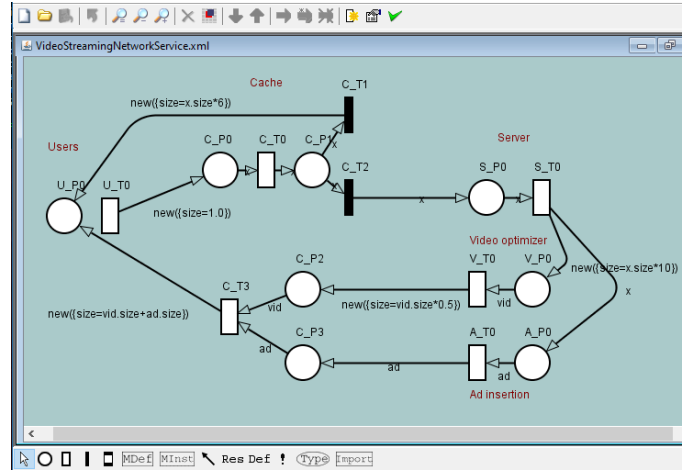


Fig. 9. The TimeNet GUI showing the QPN specification of the video streaming network service (Fig. 7).

A. Specification support

Among the available tools for specifying QPNs, TimeNet 4.4 [10] stands out as it supports most features introduced in the previous sections for formally specifying network services. It provides a graphical user interface (GUI) that allows to specify the structure of a network service using QPNs in a simple drag-and-drop manner. In addition to basic QPN functionality (e.g., synchronizing or replicating tokens), it supports features like timing according to various stochastic distributions for timed transitions, firing weights for immediate transitions, tokens of any color, and changes of the color as tokens traverse transitions. These features are all required by our modeling approach.

As an example, we specified the video streaming network service of Fig. 1 as QPN using TimeNet. Fig. 9 shows the resulting QPN in TimeNet's GUI. The specified network service, has one source and corresponds to the specification described in Section III-D.

In addition to its simple GUI, TimeNet supports automatic verification of created QPNs. While specification is easy with TimeNet, its simulation and analysis capabilities are limited and do not provide any information about token color, delay of individual tokens, etc.

B. Generating discrete event simulations

To alleviate TimeNet's limited simulation capabilities, we introduce a compiler that processes TimeNet's structured XML-based storage format to automatically create simulation programs for general-purpose simulation tools. As an example, the compiler generates simulations for OMNeT++ 5.2 that realize the same semantics as the QPNs specified with TimeNet. We provide the compiler software as publicly available open-source project [11]. In doing so, we hope to encourage experimentation and further contributions.

Specifically, the compiler automatically generates modules in OMNeT++ corresponding to the different places and transitions. It then connects the modules to form a network service

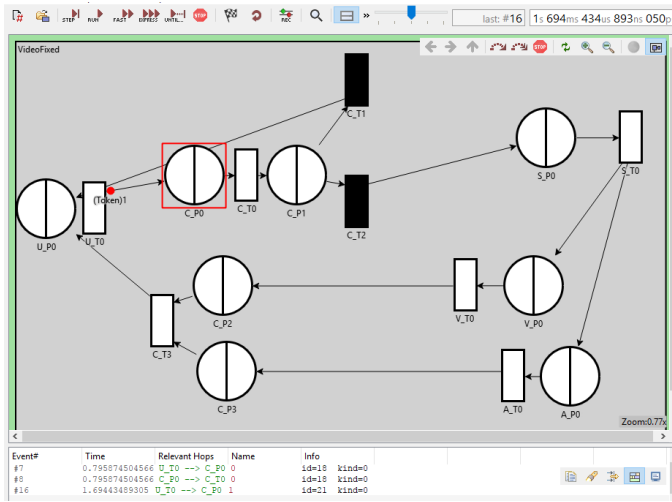


Fig. 10. An OMNeT++ simulation generated from the specification with TimeNet (Fig. 9).

as specified in TimeNet. The compiler considers all specified characteristics like processing delay, queuing, synchronization, changes of token color by retrieving them from the XML specification and automatically mapping them to configuration files in OMNeT++. The generated files can be used directly as an OMNeT++ project to accurately simulate and analyze the behavior of the network service as specified with TimeNet.

During the simulation, OMNeT++ measures and collects various metrics such as end-to-end delay of tokens and delay to each VNF, token color, processing delays, and queue lengths. This information allows an in-depth analysis of the simulated network service and provides valuable insight into its behavior and performance. The generated simulations can easily be extended, e.g., to include other measurements.

Fig. 10 shows a screenshot of the simulation GUI of OMNeT++ while simulating the behavior of the video streaming network service (Fig. 1). The simulation code was automatically generated by the compiler based on the specification with TimeNet (Fig. 9).

C. Analysis possibilities

After specifying a network service with TimeNet and automatically generating corresponding simulation code for OMNeT++, the behavior of the network service can be simulated accurately. OMNeT++ can simulate the behavior of the network service over arbitrary time intervals and with different random seeds, providing results with high level of confidence. It also supports automated parameter studies, where different configurations (e.g., of VNF processing behavior) are tested automatically while performing fine-grained measurements.

The analysis of the simulation results provides valuable insights for ensuring QoS guarantees. For example, a specific placement of a network service can be specified (as described in Section IV-C) and automatically simulated to confirm that QoS guarantees are satisfied. As the proposed workflow is highly automated and time-efficient, simulations for different

placements or varying load can be generated quickly and easily. For example, the simulation code for the video streaming network service (Fig. 10) was generated in milliseconds and its behavior over ten simulated hours could be recorded in less than a second.

To ensure QoS even for high load, possible bottlenecks should be identified. Such bottlenecks can easily be identified by analyzing the recorded queue lengths of each VNF for simulations with increasing load. Growing queue lengths indicate performance bottlenecks that can lead to high end-to-end delays.

Once a performance problem is identified, it can be addressed in various ways: Adjusting the placement of VNFs can minimize delays as discussed in Section IV-B. Scaling out VNFs by adding another instance and balancing the load between the different instances can alleviate identified bottlenecks. Allocating more resources or using improved VNF implementations can reduce the corresponding processing delays or otherwise reduce the end-to-end delay (e.g., by using a better cache with higher cache hit ratio in the video streaming network service of Fig. 1). Each of these different options can be specified, analyzed, and compared quickly and easily using our proposed workflow.

VI. RELATED WORK

A. Related work on Petri nets

Similar to our approach of using Queuing Petri Nets (QPNs) to specify and analyze network services, QPNs have been used for specification and analysis in related scenarios. Kounev and Buchmann [12] discuss the benefits of QPNs over conventional modeling paradigms such as queuing networks. In a case study, they use QPNs to model a distributed e-business system with concurrent system behavior, synchronization, and blocking, which can also occur in network services. The specific model of a e-business system cannot adequately model network services in NFV as it misses the concept of interconnected components like VNFs. Nevertheless, their research suggests the applicability of QPNs to both hardware and software aspects of a system such as physical and virtual network functions. Also their accurate performance prediction encourages the use of QPNs for specification and analysis.

In a follow-up paper [13], Kounev considers generic component-based systems, describing the general high-level workflow to specify such systems with QPNs. We mostly followed the proposed workflow to specify network services with QPNs. However, the paper focus more on technical, internal aspects of the components (e.g., number of cores) rather than considering how these components are connected. In contrast, we also focus on distinguishing and clearly specifying how VNFs are interconnected (e.g., considering synchronization or outgoing traffic of VNFs). We also consider more complex token colors with multiple dimensions (e.g., request type and request size).

In other related work [14], [15], the authors specify and analyze the performance of data center networks using QPNs (taking different SDN switching modes into account [15]).

The authors specify different kinds of network nodes as QPN subnets, which is similar to our approach of specifying the behavior of VNFs with multiple places and transitions. As the authors focus on automatically generating QPNs from a domain-specific language, they only consider three different kinds of nodes (start, intermediate, and end nodes), where all nodes of a type have the same structure. In contrast, the structure of individual VNFs in a network service can vary greatly and cannot be predefined. Depending on how a VNF deals with incoming traffic, processes it, and assigns it to its outputs, various different specifications may be required. Furthermore, the authors only consider simplistic token colors, which mostly remain unchanged during execution. In our approach, tokens represent various traffic attributes, which are changed frequently and in a fine-grained way as tokens traverse chained VNFs.

Overall, the discussed related work has many similarities to ours, but none of the existing approaches takes the specific characteristics of network services into account, e.g., interconnected VNFs and changing traffic characteristics. Nevertheless, the successful specification and analysis in previous work illustrate the possibilities of QPNs, confirming their modeling power and expressiveness.

B. Related work on NFV

Herrera and Botero provide a recent survey of different resource allocation approaches in NFV [16]. For optimal resource allocation and placement of network services, a clear specification of the network services and involved VNFs is required, providing all relevant information. Models for resource allocation typically assume network services to be unidirectional and do not clearly specify their behavior, e.g., regarding synchronization. In contrast, our specification technique using QPNs allows a clear, precise, and formal specification of the behavior of network services and involved VNFs, even supporting bidirectional network services with loops.

Similar to our approach, several authors [8], [17], [18] take changing volume of traffic into account when traversing different VNFs. In contrast to our specification with tokens, these related approaches do not distinguish individual VNF requests, which are crucial for correct estimation of required resources and successful orchestration (Section IV-A).

Moens and De Turck [19] model hybrid scenarios with VNFs and physical network functions. Our specification approach is also applicable to both virtual and physical network functions. Luzelli et al. [20] consider fixed processing delays for each VNF. We also consider processing delays but allow both fixed delays as well as stochastically distributed processing delays. We assume the distribution of processing delay for each VNF to be known. Otherwise, Lei et al. [21] show that the stochastic distribution can be obtained using machine learning (random-forest regression).

Outside the standardization approaches by ETSI [1] and IETF [2], there has been very little work focusing on proper specification of network services. Mehraghdam and Karl [22] propose a YANG data model supporting a flexible order

of VNFs within a network service, i.e., the order of some VNFs can be switched without affecting overall functionality. We assume this order of VNFs to be already decided when specifying a network service using QPNs in order to enable a meaningful analysis of the specified network service. By specifying multiple versions of a network service with different order of VNFs, each version could be analyzed and compared, e.g., regarding end-to-end delay.

Other related work focuses on the specification of scalable service templates [18], [23]. Such service templates describe the network service structure and involved VNFs in a network service in a general way without specifying a fixed number of instances. Instead, the number of instances per VNF is scaled dynamically according to the current load. This dynamic scaling can help ensure good service quality and avoid waste of resources. Network services specified with our specification technique can also be interpreted as scalable templates, where the behavior of each VNF instance is formally specified using QPNs. When scaling out new instances, we can clearly specify how traffic is balanced between multiple instances of the same VNF or whether incoming traffic from multiple instances is synchronized.

VII. CONCLUSION

In this paper, we presented a novel approach for specifying and analyzing network services in the context of NFV. By using Queuing Petri Nets (QPNs), the behavior of a network service and constituting VNFs can be specified in a simple, yet precise fashion. In the specification, we take queuing, synchronization, probabilistic behavior, and complex structures with loops into account. The clear and formal specification with QPNs ensures unambiguity and provides management and orchestration (MANO) systems with relevant information for optimizing the placement of VNFs. By taking stochastically distributed processing delays and potential delays of queuing and synchronization into account, our approach allows an accurate analysis of a network service's end-to-end delay and other metrics of interest such as throughput or queue lengths. Our proposed tool-based and partly automated workflow simplifies and accelerates the specification, simulation, and analysis process. The analysis results are valuable input for MANO systems and can be used to monitor and provide QoS guarantees. Insights from the analysis are also useful for benchmarking, for identifying possible bottlenecks, and for further improvements of network services.

In future work, we plan to investigate placement and orchestration algorithms that leverage the formal QPN-based specification to provide better service quality. Moreover, we intend to automatically map the resulting placement of network services to QPN-based specifications. This would allow a fully automated DevOps workflow of specification, placement, and analysis.

ACKNOWLEDGMENTS

This work has been partially supported by the SONATA project, funded by the European Commission under grant num-

ber 671517 through the Horizon 2020 and 5G-PPP programs, the 5GTANGO project, funded by the European Commission under grant number 761493 through the Horizon 2020 and 5G-PPP programs, and the German Research Foundation (DFG) within the Collaborative Research Centre “On-The-Fly Computing” (SFB 901).

[23] M. Keller, H. Karl, and C. Robbert, “Template embedding: Using application architecture to allocate resources in distributed clouds,” in *IEEE/ACM Utility and Cloud Computing*, 2014.

REFERENCES

- [1] ETSI NFV ISG, “Network functions virtualisation (NFV): Management and orchestration,” ETSI, Group Specification ETSI GS NFV-MAN 001 V1.1.1, 2014.
- [2] T. Nadeau and Q. Quinn, “Problem statement for service function chaining,” IETF, Internet Request for Comments RFC 7498, 2015.
- [3] J. Halpern and C. Pignataro, “Service function chaining (SFC) architecture,” IETF, Internet Request for Comments RFC 7665, 2015.
- [4] T. Murata, “Petri nets: Properties, analysis and applications,” *Proceedings of the IEEE*, vol. 77, no. 4, pp. 541–580, 1989.
- [5] F. Bause, “Queueing Petri nets – a formalism for the combined qualitative and quantitative analysis of systems,” in *IEEE International Workshop on Petri Nets and Performance Models*, 1993, pp. 14–23.
- [6] M. Ajmone Marsan, G. Conte, and G. Balbo, “A class of generalized stochastic Petri nets for the performance evaluation of multiprocessor systems,” *ACM Transactions on Computer Systems*, vol. 2, no. 2, pp. 93–122, 1984.
- [7] K. Jensen, “Coloured Petri nets,” in *Petri nets: Central models and their properties*. Springer, 1987, pp. 248–299.
- [8] W. Ma, J. Beltran, Z. Pan, D. Pan, and N. Pissinou, “Traffic aware placement of interdependent NFV middleboxes,” in *IEEE INFOCOM*, 2017, pp. 1–9.
- [9] A. Varga, “OMNeT++: Discrete event simulation system,” in *European Simulation Multiconference*, 2001. [Online]. Available: <https://omnetpp.org/>
- [10] A. Zimmermann, “Modelling and performance evaluation with TimeNET 4.4,” in *International Conference on Quantitative Evaluation of Systems*. Springer, 2017, pp. 300–303.
- [11] S. Schneider, “Network service simulation compiler,” <https://github.com/CN-UPB/ns-simulation-compiler>, 2017.
- [12] S. Kounev and A. Buchmann, “Performance modelling of distributed e-business applications using queueing Petri nets,” in *IEEE International Symposium on Performance Analysis of Systems and Software*, 2003, pp. 143–155.
- [13] S. Kounev, “Performance modeling and evaluation of distributed component-based systems using queueing Petri nets,” *IEEE Transactions on Software Engineering*, vol. 32, no. 7, pp. 486–502, 2006.
- [14] P. Rygielski and S. Kounev, “Data center network throughput analysis using queueing Petri nets,” in *IEEE International Conference on Distributed Computing Systems Workshops*, 2014, pp. 100–105.
- [15] P. Rygielski, M. Seliuchenko, and S. Kounev, “Modeling and prediction of software-defined networks performance using queueing Petri nets,” in *EAI SIMUTOOLS*, 2016, pp. 66–75.
- [16] J. G. Herrera and J. F. Botero, “Resource allocation in NFV: A comprehensive survey,” *IEEE Transactions on Network and Service Management*, vol. 13, no. 3, pp. 518–532, 2016.
- [17] W. Ma, J. Beltran, Z. Pan, D. Pan, and N. Pissinou, “SDN-based traffic aware placement of NFV middleboxes,” *IEEE Transactions on Network and Service Management*, vol. 14, no. 3, 2017.
- [18] S. Dräxler, H. Karl, and Z. A. Mann, “Joint optimization of scaling and placement of virtual network services,” in *IEEE/ACM International Symposium on Cluster, Cloud and Grid Computing*, 2017.
- [19] H. Moens and F. De Turck, “VNF-P: A model for efficient placement of virtualized network functions,” in *IEEE International Conference on Network and Service Management*, 2014, pp. 418–423.
- [20] M. C. Luizelli, L. R. Bays, L. S. Buriol, M. P. Barcellos, and L. P. Gaspary, “Piecing together the NFV provisioning puzzle: Efficient placement and chaining of virtual network functions,” in *IFIP/IEEE International Symposium on Integrated Network Management*, 2015, pp. 98–106.
- [21] T. Lei, Y. Hsu, I. Wang, and C. Wen, “Deploying QoS-assured service function chains with stochastic prediction models on VNF latency,” in *IEEE NFV-SDN*, 2017.
- [22] S. Mehraghdam and H. Karl, “Placement of services with flexible structures specified by a YANG data model,” in *IEEE NetSoft*, 2016.