

Low Rank Matrix Approximation for Geometry Filtering

Xuequan Lu
Nanyang Technological University

Scott Schaefer
Texas A&M University

Jun Luo
Nanyang Technological University

Lizhuang Ma
Shanghai Jiao Tong University

Ying He
Nanyang Technological University

ABSTRACT

We propose a robust, anisotropic normal estimation method for both point clouds and meshes using a low rank matrix approximation algorithm. First, we compute a local feature descriptor for each point and find similar, non-local neighbors that we organize into a matrix. We then show that a low rank matrix approximation algorithm can robustly estimate normals for both point clouds and meshes. Furthermore, we provide a new filtering method for point cloud data to anisotropically smooth the position data to fit the estimated normals. We show applications of our method to point cloud filtering, point set upsampling, surface reconstruction, mesh denoising, and geometric texture removal. Our experiments show that our method outperforms current methods in both visual quality and accuracy.

CCS CONCEPTS

• **Theory of computation** → **Computational geometry**; • **Computing methodologies** → **Shape modeling**; **Mesh models**; **Point-based models**;

KEYWORDS

Geometry filtering, Point cloud filtering, Mesh denoising, Point upsampling, Surface reconstruction, Geometric texture removal

1 INTRODUCTION

Normal estimation for point cloud models or mesh shapes is important since it is often the first step in a geometry processing pipeline. This estimation is often followed by a filtering process to update the position data and remove noise [Sun et al. 2007]. A variety of computer graphics applications, such as point cloud filtering [Avron et al. 2010; Lu et al. 2017b; Sun et al. 2015], point set upsampling [Huang et al. 2013], surface reconstruction [Öztireli et al. 2009], mesh denoising [Sun et al. 2007; Zhang et al. 2015b; Zheng et al. 2011], geometric texture removal [Wang et al. 2015] rely heavily on the quality of estimated normals and subsequent filtering of position data.

Current state of the art techniques in mesh denoising [Sun et al. 2007; Zhang et al. 2015b; Zheng et al. 2011] and geometric texture removal [Wang et al. 2015] can achieve impressive results. However, these methods are still limited in their ability to recover sharp edges in challenging regions. Normal estimation for point clouds has been an active area of research in recent years [Boulch and Marlet 2012, 2016; Huang et al. 2013]. However, these methods perform suboptimally when estimating normals in noisy point clouds. Specifically, [Boulch and Marlet 2012, 2016] are less robust in the presence of considerable noise. The bilateral filter can preserve

geometric features but sometimes may fail due to the locality of its computations and lack of self-adaption of parameters.

Updating point positions using the estimated normals in point clouds has received sparse treatment so far [Avron et al. 2010; Sun et al. 2015]. However, those position update approaches using the L_0 or L_1 norms are complex to solve and hard to implement. Moreover, they restrict each point to only move along its normal orientation potentially leading to suboptimal results or slow convergence.

To address the issues shown above, we propose a new normal estimation method for both meshes and point clouds and a new position update algorithm for point clouds. Our method benefits various geometry processing applications, directly or indirectly, such as point cloud filtering, point set upsampling, surface reconstruction, mesh denoising, and geometric texture removal (Figure 1). Given a point cloud or mesh as input, our method first estimates point or face normals, then updates the positions of points or vertices using the estimated normals. We observe that: (1) non-local methods could be more accurate than local techniques; (2) there usually exist similar local structures of each local structure (e.g., the local neighbors of a point) in geometry shapes; (3) the matrix constructed by similar local structures should be low-rank. Motivated by these observations, we propose a novel normal estimation technique which consists of two sub-steps: (i) non-local similar structures location and (ii) weighted nuclear norm minimization. We adopt the former to find similar structures of each local structure. We employ the latter [Gu et al. 2014] to handle the problem of recovering low-rank matrices. We also present a fast and effective point update algorithm for point clouds to filter the point positions to better match the estimated normals.

The **main contributions** of this paper are:

- a novel normal estimation technique for both point cloud shapes and mesh models;
- a new position update algorithm for point cloud data;
- analysis of the convergence of the proposed normal estimation technique and point update algorithm, experimentally or theoretically.

Extensive experiments and comparisons show that our method outperforms current methods in terms of visual quality and accuracy.

2 RELATED WORK

In this section, we only review the research works that are most related to this work. We first review the previous research on normal estimation. Then we review some previous works which employed the nuclear norm minimization or its weighted version.

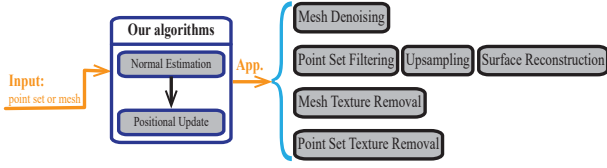


Figure 1: The overview of our approach and its applications. Our method can be applied to various geometry processing tasks directly or indirectly.

2.1 Normal Estimation

Normal estimation for geometric shapes can be classified into two types: (1) normal estimation for point clouds, and (2) normal estimation for mesh shapes.

Normal estimation for point clouds. Hoppe et al. [1992] estimated normals by computing the tangent plane at each data point using principal component analysis (PCA) of the local neighborhood. Later, a variety of variants of PCA have been proposed [Alexa et al. 2001; Huang et al. 2009; Lange and Polthier 2005; Mitra and Nguyen 2003; Pauly et al. 2002] to estimate normals. Nevertheless, the normals estimated by these techniques tend to smear sharp features. Researchers also estimate normals using Voronoi cells or Voronoi-PCA [Alliez et al. 2007; Dey and Goswami 2004]. Minimizing the L_1 or L_0 norm can preserve sharp features as these norms can be used to measure sparsity in the derivative of the normal field [Avron et al. 2010; Sun et al. 2015]. Yet, the solutions are complex and computationally expensive. Li et al. [2010] estimated normals by using robust statistics to detect the best local tangent plane for each point. Another set of techniques attempted to better estimate normals near edges and corners by point clustering in a neighborhood [Liu et al. 2015; Zhang et al. 2013]. Bilateral smoothing of PCA normals [Huang et al. 2013; Öztireli et al. 2009] is simple and effective, but it suffers from inaccuracy due to the locality of its computations and may blur edges with small dihedral angles. Boulch and Marlet [2012] use a robust randomized Hough transform to estimate point normals. Convolutional neural networks have recently been applied to estimate normals in point clouds [Boulch and Marlet 2016].

Normal estimation for mesh shapes. Most methods focus on the estimation of face normals in mesh shapes. One simple, direct way is to compute the face normals by the cross product of two edges in a triangle face. However, such normals can deviate from the true normal significantly even in the presence of small position noise. There exist a considerable amount of research work to smooth these face normals. One approach uses the bilateral filter [Lee and Wang 2005; Wang 2006; Zheng et al. 2011]. Mean, median and alpha-trimming methods [Shen and Barner 2004; Yagou et al. 2002; Yagou et al. 2003] are also used to estimate face normals. Sun et al. [Sun et al. 2007, 2008] present two different methods to filter face normals. Recently, researchers have presented filtering methods [Lu et al. 2017a; Solomon et al. 2014; Yadav et al. 2017; Zhang et al. 2015b,a] based on mean shift, total variation, guided normals, L_1 median, and normal voting tensor. Wang et al. [2016] estimated face normals via cascaded normal regression.

2.2 Nuclear Norm Minimization

The nuclear norm of a matrix is defined as the sum of the absolute values of its singular values (see Eq. (3)). It has been proved that most low-rank matrices can be recovered by minimizing their nuclear norm [Candès and Recht 2009]. Cai et al. [2010] provided a simple solution to the low-rank matrix approximation problem by minimizing the nuclear norm. The nuclear norm minimization has been broadly employed to matrix completion [Cai et al. 2010; Candès and Recht 2009], robust principle component analysis [Wright et al. 2009], low-rank representation for subspace clustering [Liu et al. 2010] and low-rank textures [Zhang et al. 2012]. Gu et al. [2017; 2014] presented a weighted version of the nuclear norm minimization, which has been adopted to image processing applications such as image denoising, background subtraction and image inpainting.

3 NORMAL ESTIMATION

In this section, we take point clouds, consisting of positions as well as normals, as input and further extend to meshes later. First of all, we present an algorithm to locate and construct non-local similar structures for each point normal (Section 3.1). We then describe how to estimate normals via weighted nuclear norm minimization on non-local similar structures (Section 3.2).

3.1 Non-local Similar Structures

Local structure. We define each point \mathbf{p}_i has a local structure S_i which consists of k_{local} nearest neighbors. Locating structures similar to a specific local structure is difficult due to the irregularity of points.

Tensor voting. We assume each local structure embeds a representative orientation. To do so, we define the tensor at a point \mathbf{p}_i as

$$\mathbf{T}_{ij} = \eta(\|\mathbf{p}_i - \mathbf{p}_j\|)\phi(\theta_{ij})\mathbf{n}_j^T \mathbf{n}_j, \quad (1)$$

where \mathbf{p}_j (1×3 vector) is one of the k_{local} nearest neighbors of \mathbf{p}_i , which we denote as $j \in S_i$, and \mathbf{n}_j (1×3 vector) is the normal of \mathbf{p}_j . η and ϕ are the weights induced by spatial distances and intersection angles (θ_{ij}) of two neighboring normals, which are given by [Huang et al. 2013; Zheng et al. 2011]: $\eta(x) = e^{-\left(\frac{x}{\sigma_p}\right)^2}$, $\phi(\theta) = e^{-\left(\frac{1-\cos(\theta)}{1-\cos(\sigma_\theta)}\right)^2}$. σ_p and σ_θ are the scaling parameters, which are empirically set to two times the maximal distance between any two points in the k_{local} nearest neighbors within the local structure and 30° , respectively.

For each local structure S_i , we can derive the accumulated tensor by aggregating all the induced tensor votes $\{i, j \in S_i | \mathbf{T}_{ij}\}$.

$$\mathbf{T}_i = \sum_{j \in S_i} \mathbf{T}_{ij} \quad (2)$$

Let $\lambda_{i1} \geq \lambda_{i2} \geq \lambda_{i3}$ be the eigenvalues of \mathbf{T}_i with the corresponding eigenvectors \mathbf{e}_{i1} , \mathbf{e}_{i2} and \mathbf{e}_{i3} . In tensor voting [Wu et al. 2012], $\lambda_{i1} - \lambda_{i2}$ indicates surface saliency with a normal direction \mathbf{e}_{i1} ; $\lambda_{i2} - \lambda_{i3}$ indicates curve saliency with a tangent orientation \mathbf{e}_{i1} ; λ_{i3} denotes junction saliency. Therefore, we take \mathbf{e}_{i1} as the representative orientation for the local structure S_i of point \mathbf{p}_i .

Local isotropic structure. Now we describe how to obtain a local isotropic structure S_i^{iso} from a local structure S_i and locate similar local isotropic structures for S_i^{iso} . We present a simple and

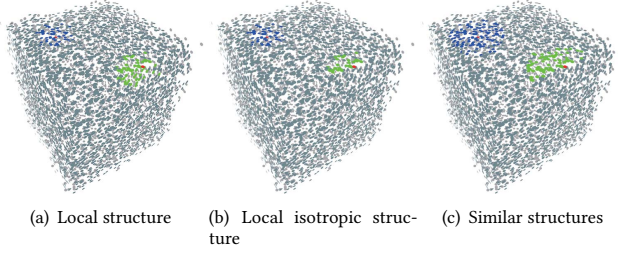


Figure 2: The illustration of our notions. (a) The local structures (blue and green points) of the red points. (b) The local isotropic structures (blue and green) of each red point. (c) The similar local isotropic structures of the two local isotropic structures denoted by red. In (c), each point (red, blue and green) indicates a local isotropic structure.

effective way to achieve this: comparing the intersection angles of two normals. Specifically, to obtain S_i^{iso} , we

- compute the intersection angles between each point normal and the representative orientation within a local structure S_i ;
- add the current point to S_i^{iso} if the corresponding intersection angle is less than or equal to a threshold, θ_{th} .

Given an isotropic structure S_i^{iso} , we then identify other non-local structures by comparing the angles between the representative orientation of each structure. If the angle is less than or equal to θ_{th} (we use the same threshold for similitude), we define the two isotropic structures to be similar.

3.2 Weighted Nuclear Norm Minimization

For the non-local, similar structures $\{S_i^{iso}\}$ to the isotropic structure S_i^{iso} of the point p_i , we append the point normals of $\{S_i^{iso}\}$ as rows to a matrix with 3 columns. This matrix is reshaped into a as-square-as-possible matrix Z' . Since Z' is constructed by using similar isotropic structures, it should be low-rank. We then cast the normal estimation problem as a low-rank matrix approximation problem. We attempt to recover a low-rank matrix Z from Z' using nuclear norm minimization. We use the reshaped matrix rather than the original matrix (with 3 columns) to achieve a more practical sense of low rank in the matrix approximation. We first present some fundamental knowledge about nuclear norm minimization and then show how we estimate normals with weighted nuclear norm minimization.

Nuclear norm. The nuclear norm of a matrix is defined as the sum of the absolute values of its singular values, shown in Eq. (3).

$$\|Z\|_* = \sum_m |\delta_m|, \quad (3)$$

where δ_m is the m -th singular value of matrix Z . $\|Z\|_*$ indicates the nuclear norm of Z .

Nuclear norm minimization. Nuclear norm minimization is frequently used to approximate the known matrix, Z' , by a low-rank matrix, Z , while minimizing the nuclear norm of Z . Cai et al. [2010] demonstrated that the low-rank matrix Z can be easily

ALGORITHM 1: Weighted nuclear norm minimization

Input: non-local similar structures of each local isotropic structure

Output: New matrices $\{Z\}$

for each local isotropic structure S_i^{iso} **do**

- construct a matrix Z'
- compute the SVD of Z'
- compute the weights via Eq. (8)
- recover Z via Eq. (9)

end

solved by adding a Frobenius-norm data term.

$$\min_Z \alpha \|Z\|_* + \|Z' - Z\|_F^2, \quad (4)$$

where α is the weighting parameter. The minimizing matrix Z is then

$$Z = U\psi(S, \alpha)V^T, \quad (5)$$

where $Z' = USV^T$ denotes the SVD of Z' and $S_{m,m}$ is the m -th diagonal element in S . ψ is the soft-thresholding function on S and the parameter α , i.e., $\psi(S_{m,m}, \alpha) = \max(0, S_{m,m} - \alpha)$.

Nuclear norm minimization treats and shrinks each singular value equally. However, in general, larger singular values should be shrunk less to better approximate the known matrix and preserve the major components. The weighted nuclear norm minimization solves this issue [Gu et al. 2014].

Weighted nuclear norm minimization. The weighted nuclear norm of a matrix Z is

$$\|Z\|_{*,w} = \sum_m |w_m \delta_m|, \quad (6)$$

where w_m is the non-negative weight imposed on the m -th singular value and $w = \{w_m\}$. We can then write the low-rank matrix approximation problem as

$$\min_Z \|Z\|_{*,w} + \|Z' - Z\|_F^2 \quad (7)$$

Suppose the singular values $\{\delta_m\}$ are sorted in a non-ascending order, the corresponding weights $\{w_m\}$ should be in a non-descending order. Hence, we define the weight function as a Gaussian function.

$$w_m = e^{-\left(\frac{2\delta_m}{\delta_1}\right)^2} \quad (8)$$

δ_1 is the first singular value after sorting $\{\delta_m\}$ in a non-increasing order. Then we solve Eq. (7) by the generalized soft thresholding operation on the singular values with weights [Gu et al. 2014].

$$Z = U\psi(S, \{w_m\})V^T, \quad (9)$$

where $\psi(S_{m,m}, w_m) = \max(0, S_{m,m} - w_m)$. Here ψ changes to the generalized soft-thresholding function by assigning weights to singular values, and Eq. (9) becomes the weighted version of Eq. (5).

3.3 Algorithm

Remember to update all point normals by averaging the corresponding point normals in the recovered matrices $\{Z\}$ after calling Algorithm 1. To achieve quality normal estimations, we iterate non-local similar structures clustering (Section 3.1) and the weighted nuclear norm minimization in Algorithm 1. Notice that our normal estimation algorithm is feature-aware, because each matrix

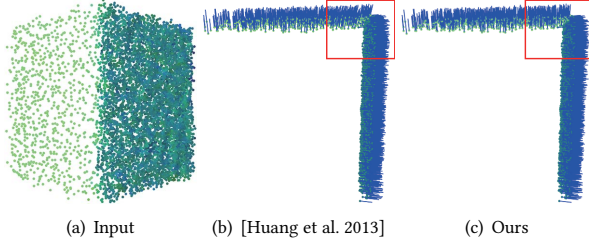


Figure 3: Normal estimation for irregularly sampled data. (a) The points on the right side are a lot more than the points on the left side. (b) and (c) are shown in a different view from (a). Blue lines indicate point normals. The mean square angular error (MSAE, in radians) of (b) and (c) are 1.87×10^{-3} and 3.90×10^{-4} , respectively.

consists only of similar local isotropic structures. Our normal estimation technique is more accurate and robust than the bilateral filter [Huang et al. 2013] when handling irregularly sampled data (Figure 3).

Extension to mesh models. Our algorithm can be easily extended to handle mesh models. One natural way is to take the vertices/normals of a mesh as points/normals in a point cloud. However, to achieve desired results, face normals are frequently used to update vertex positions [Sun et al. 2007; Zhang et al. 2015b; Zheng et al. 2011]. Hence, we use the center of faces and the corresponding normals as points. Moreover, we use the mesh topology to compute neighbors in Section 3.1.

Convergence. As with the reported results of previous techniques [Sun et al. 2007; Zhang et al. 2015b; Zheng et al. 2011], we also cannot guarantee the convergence of our normal estimation method. Figure 5(a) shows a comparison between the bilateral filter [Huang et al. 2013] and our method as the iteration count increases. The figure indicates that our method is more accurate than the bilateral filter [Huang et al. 2013].

4 POSITION UPDATE

Besides normal estimation, we also present algorithms to update point or vertex positions to match the estimated normals, which is typically necessary before applying other geometry processing algorithms.

Vertex update for mesh models. We use the algorithm [Sun et al. 2007] to update vertices of mesh models.

Point update for point clouds. Compared to the vertex update for mesh models, updating point cloud positions is more difficult due to the absence of topological information. Furthermore, the local neighborhood information may vary during this position update. We propose a modification of the edge recovery algorithm in [Sun et al. 2015] to update points in a feature-aware way and minimize

$$\sum_i \sum_{j \in S_i} \|\mathbf{p}_i - \mathbf{p}_j\|_2^T \|\mathbf{n}_j\|_2^T + \|\mathbf{p}_i - \mathbf{p}_j\|_2^T \|\mathbf{n}_i\|_2^T. \quad (10)$$

\mathbf{p}_i and \mathbf{p}_j are unknown, and \mathbf{n}_i and \mathbf{n}_j are computed by our normal estimation algorithm. Eq. (10) encodes the sum of distances to the tangent planes defined by the neighboring points $\{\mathbf{p}_j\}$ and the

corresponding normals $\{\mathbf{n}_j\}$, as well as the sum of distances to the tangent planes defined by $\{\mathbf{p}_i\}$ and $\{\mathbf{n}_i\}$. We use the gradient descent method to solve Eq. (10), by assuming the point \mathbf{p}_i and its neighboring points $\{j \in S_i | \mathbf{p}_j\}$ in the previous iteration are known. Here we use ball neighbors instead of k nearest neighbors to ensure the convergence of our point update. Therefore, the new position of \mathbf{p}_i can be computed by

$$\mathbf{p}'_i = \mathbf{p}_i + \gamma \sum_{j \in S_i} (\mathbf{p}_j - \mathbf{p}_i)(\mathbf{n}_j^T \mathbf{n}_j + \mathbf{n}_i^T \mathbf{n}_i), \quad (11)$$

where \mathbf{p}'_i is the new position. γ is the step size, which is set to $\frac{1}{3|S_i|}$ to ensure the convergence (see Appendix).

While the neighboring information for point updating should be recomputed in each iteration, doing so can lead to artifacts. As illustrated in Figure 6(a), our point update method enhances edges by automatically driving neighboring points to edges but also leads to obvious gaps near edges. As a result, the upsampling application could fall in a failure when the number of points is low (Figure 6(b)). To alleviate this issue, we simply keep the neighboring information unchanged in all iterations, which has the side-effect of reducing the computation in each iteration. Figure 6 shows a comparison. Please refer to Appendix for the *convergence proof* of our point update algorithm.

5 APPLICATIONS AND EXPERIMENTAL RESULTS

In this section, we demonstrate some geometry processing applications that benefit from our approach directly or indirectly including mesh denoising, point cloud filtering, point cloud upsampling, surface reconstruction, and geometric texture removal. Moreover, we also compared state of the art methods with our approach in each application. The source code (program) of the compared methods are available on the Internet or granted to us by the original authors.

Parameter setting. The main parameters of our normal estimation method are the local neighborhood size k_{local} , the angle threshold θ_{th} , the non-local searching range k_{non} , and the maximum iterations for normal estimation n_{nor} . For the position update procedure, our parameters are the local neighborhood size k_{local} or 1-ring neighbors (mesh models) and the number of iterations for the position update n_{pos} .

To more accurately find similar local isotropic structures, we set one initial value and one lower bound to θ_{th} , namely θ_{th}^{init} and θ_{th}^{low} . We reduce the start value θ_{th}^{init} towards θ_{th}^{low} at a rate of 1.1ⁿ in the n -th iteration. We show the tests of our key parameters in Figure 5(b) and 11. In general, the estimated normals of models with geometric features are more accurate with the increasing local neighborhood k_{local} or non-local search range k_{non} (Figure 5(b)). However, we need to compromise between accuracy and computation. Fixed θ_{th} are likely to inaccurately locate similar local isotropic structures and further generate erroneous normal estimations (Figure 11(a-b)). Larger start values of θ_{th}^{init} smear geometric features (Figure 11(c)).

Based on our parameter tests and observations, for point clouds we empirically set: $k_{local} = 60$, $k_{non} = 150$, $\theta_{th}^{init} = 30.0$, and $\theta_{th}^{low} = 15.0$ for models with sharp features, but set $\theta_{th}^{init} = 20.0$ and $\theta_{th}^{low} = 8.0$ for models with low dihedral angle features. For

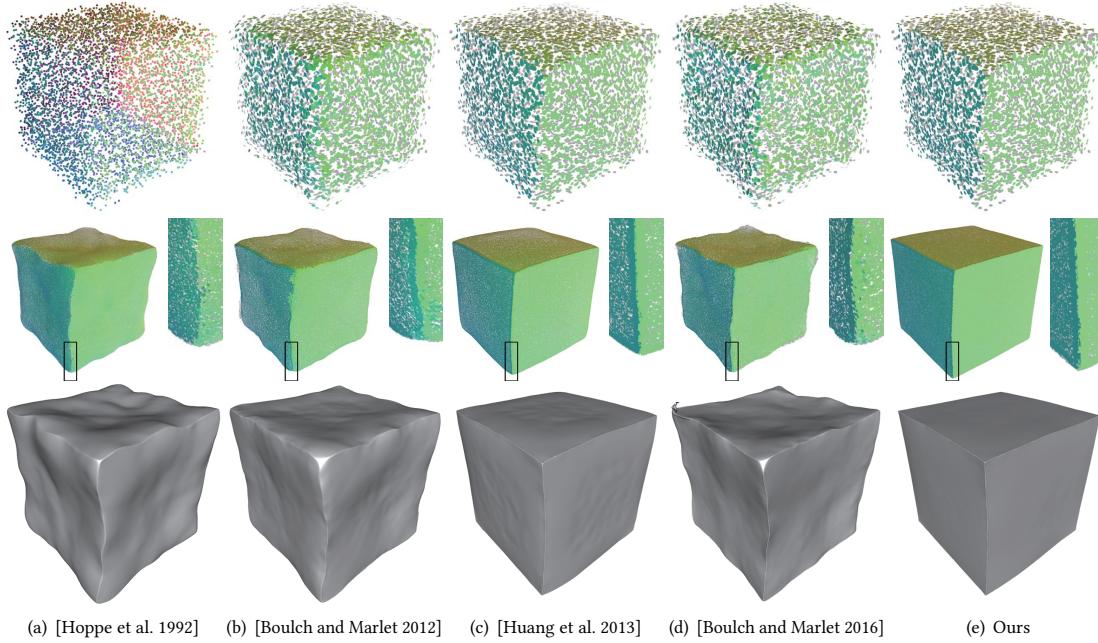


Figure 4: The first row: normal results of the Cube point cloud (synthetic noise). The second row: upsampling results of the filtered results by updating position with the normals in the first row. Please refer to the zoomed rectangular windows. The third row: the corresponding surface reconstruction results over the the second row.

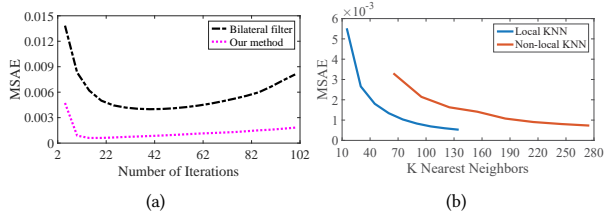


Figure 5: (a) Normal errors of our method and the bilateral filter [Huang et al. 2013]. (b) Greater k_{local} or k_{non} leads to smaller normal errors.

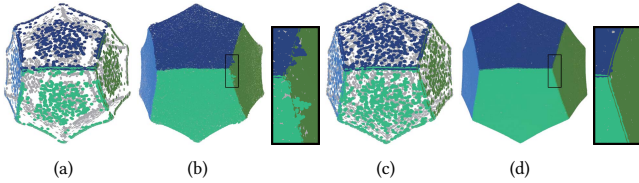


Figure 6: Comparison of with and without updating neighboring information. (a) Position update with updating neighboring information. (b) The upsampling of (a). (c) Position update without updating neighboring information. (d) The upsampling of (c).

mesh models, we replace the local neighborhood with the 2-ring of

neighboring faces. We use 4 to 10 iterations for normal estimation and 5 to 30 for the position update.

For fair comparisons, we set the same local neighborhood to other methods. The remaining parameters of other methods are tuned to achieve the best visual results. Regarding [Boulch and Marlet 2012, 2016], the two methods have multiple solutions and the best results are selected for comparisons. For the position update, we set the same parameters for the compared normal estimation methods for each model.

Accuracy. Since we used the pre-filter [Lu et al. 2016] for meshes with large noise, there exist few flipped normals in the results so that different methods have limited difference in normal accuracy. However, the visual differences are easy to observe. Therefore, we compared the accuracies of normals and positions over point cloud shapes. Note that state of the art methods compute normals on edges differently: the normals on edges are either sideling (e.g., [Boulch and Marlet 2016; Hoppe et al. 1992]) or perpendicular to one of the intersected tangent planes (e.g., [Huang et al. 2013] and our method). The latter is more suitable for feature-aware position update. For fair comparisons, we have two ground truth models for each point cloud: the original ground truth for [Boulch and Marlet 2016; Hoppe et al. 1992] and the other ground truth for [Huang et al. 2013] and our method. The latter ground truth is generated by adapting normals on edges to be perpendicular to one of the intersected tangent planes. The ground truth model, which has the smaller mean square angular error (MSAE) [Lu et al. 2016] among the two kinds of ground truth models, is selected as the ground truth for [Boulch and Marlet 2012]. Figure 12 shows the normal errors of different levels of noise on the cube and dodecahedron models.

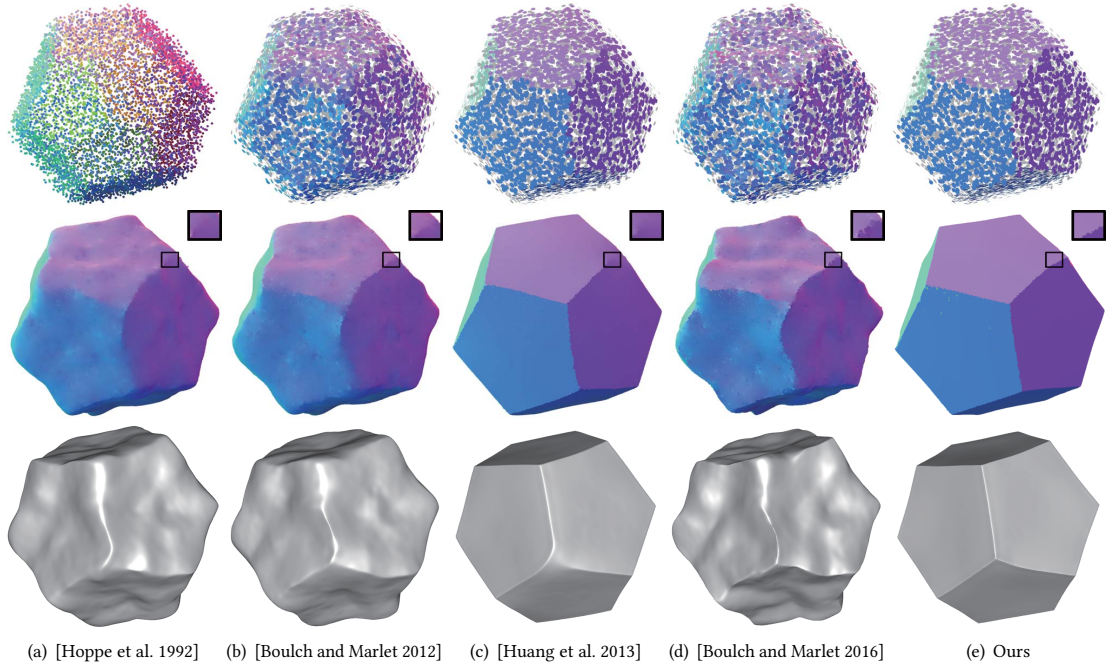


Figure 7: The first row: normal results of the Dodecahedron point cloud (synthetic noise). The second row: upsampling results of the filtered results by updating position with the normals in the first row. Please refer to the zoomed rectangular windows. The third row: the corresponding surface reconstruction results over the the second row.

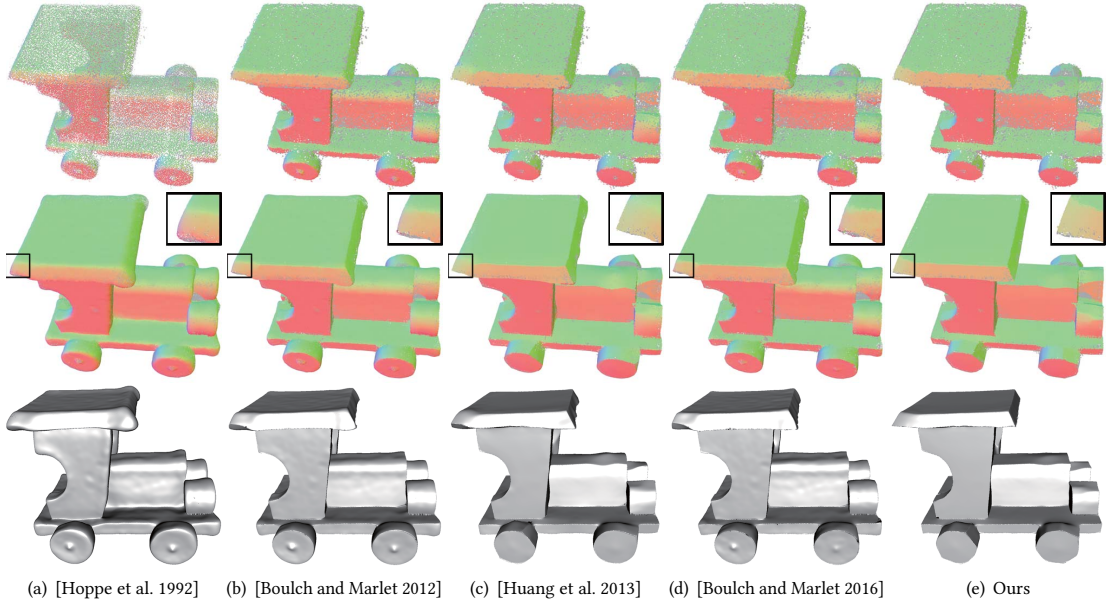


Figure 8: The first row: normal results of the scanned Car point cloud. The second row: upsampling results of the filtered results by updating position with the normals in the first row. Please refer to the zoomed rectangular windows. The third row: the corresponding surface reconstruction results over the the second row.

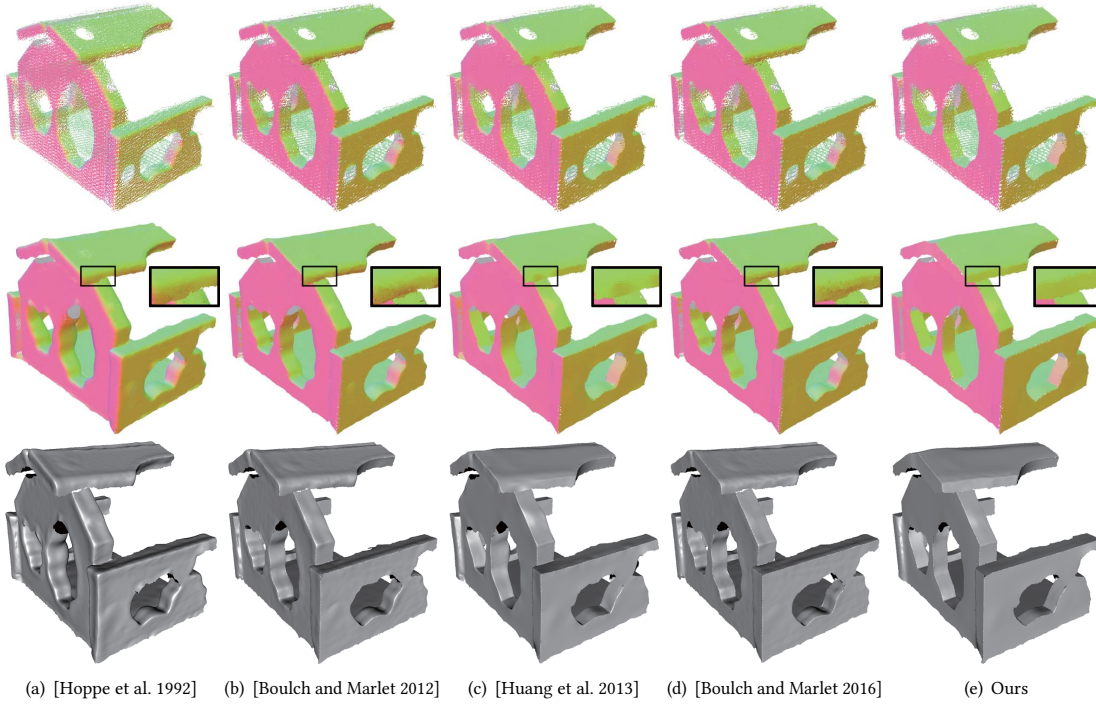


Figure 9: The first row: normal results of the scanned House point cloud. The second row: upsampling results of the filtered results by updating position with the normals in the first row. Please refer to the zoomed rectangular windows. The third row: the corresponding surface reconstruction results over the the second row.

We also compared our method with state of the art techniques over three scanned point cloud shapes in Table 1. The ground truth for the *Dod_vir* model (Table 1) for [Boulch and Marlet 2016; Hoppe et al. 1992] is achieved by averaging the neighboring face normals in the noise-free model. The other kind of ground truth for [Huang et al. 2013] and our method is produced by further adapting normals on edges to one of the intersected tangent planes. We compute ground truth for Figure 10 and 12 in a similar way. The normal error results demonstrate that our approach outperforms state of the art methods.

Table 1: Normal errors (mean square angular error, in radians) of two scanned models. *Dod_vir* is a virtual scan of a noise-free model (not Figure 7).

Methods	Hoppe et al.1992	Boulch and Marlet 2012	Huang et al.2015	Boulch and Marlet 2016	Ours
<i>Dod_vir</i>	0.0150	0.0465	0.0054	0.0553	0.0023
Fig. 10	0.0118	0.1274	0.0060	0.1208	0.0036

In addition, we compared the position errors of different techniques, see Figure 15 and 16. The position error is measured using the average distance between points of the ground truth and their closest points of the reconstructed point set [Lu et al. 2017b]. For visualization purpose, we rendered the colors of position errors on the upsampling results. The root mean square error (RMSE) of both

the upsampling and reconstruction results show that our approach is more accurate than state of the art methods.

5.1 Point Cloud Filtering

We compare our normal estimation method with several state of the art normal estimation techniques. We then perform the same number of iterations of our position update algorithm with the estimated normals of all methods.

Figure 4 and 7 show two point cloud models corrupted with heavy, synthetic noise. The results demonstrate that our method performs better than state of the art approaches in terms of feature preservation and non-feature smoothness. Figure 8, 9, 10, and 13 show the methods applied to a variety of real scanned point cloud models. Our approach outperforms other methods in terms of the quality of the estimated normals. We also show some results using [Huang et al. 2009; Preiner et al. 2014], which do not preserve sharp features (Figure 17).

5.2 Point Cloud Upsampling

As described in Section 5.1, the point cloud filtering also consists of a two-step procedure: normal estimation and point update. However, unlike mesh shapes, point cloud models often need to be resampled to enhance point density after filtering operations have been applied.

We apply the edge-aware point set resampling technique [Huang et al. 2013] to all the results after point cloud filtering and contrast




Figure 10: The first row: normal results of the scanned Iron point cloud. The second row: upsampling results of the filtered results by updating position with the normals in the first row. Please refer to the zoomed rectangular windows. The third row: the corresponding surface reconstruction results over the the second row.

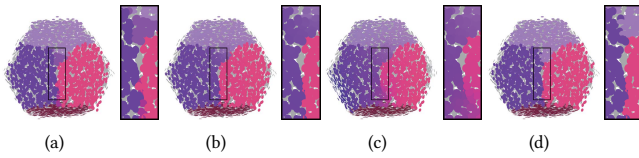


Figure 11: (a) and (b): two overly-sharpened results (more unique colors around the upper corner) by fixing θ_{th} . (c) the smeared result (smoothly changed colors around the lower corner) by using a greater θ_{th}^{init} . (d) The result by using a smaller θ_{th}^{init} . Zoom in to clearly observe the differences.

the different upsampling results. For fair comparisons, we upsample the filtered point clouds of each model to reach a similar number of points. Figure 4 to 13 display various upsampling results on state of the art normal estimation methods and different point cloud models. The figures show that the upsampling results on our filtered point clouds are substantially better than those filtered by other methods in preserving geometric features. Bilateral normal smoothing [Huang et al. 2013] usually produces good results, but this method sometimes blur edges with low dihedral angles.

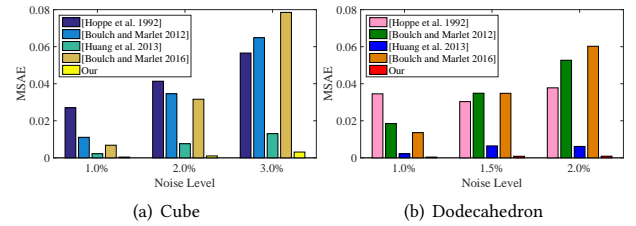


Figure 12: The Normal errors (mean square angular error, in radians) of the Cube and Dodecahedron point sets corrupted with different levels of noise.

5.3 Surface Reconstruction

One common application for point cloud models is to reconstruct surfaces before using in other applications or fields. The upsampled point clouds in Section 5.2 can be taken as inputs for surface reconstruction. Here, we select the edge-aware surface reconstruction technique—RIMLS [Öztireli et al. 2009]. For fair comparisons, we use the same parameters for all the upsampled point clouds of each model.

Figure 4 to 13 show a variety of surface reconstruction results on different point cloud models. The comparison results demonstrate

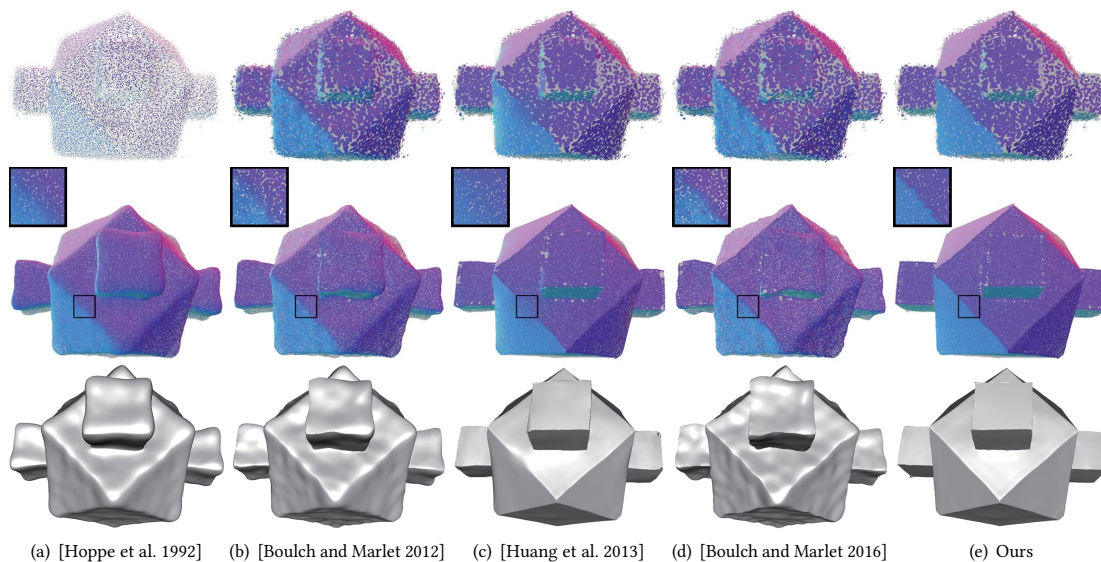


Figure 13: The first row: normal results of the scanned Toy point cloud. The second row: upsampling results of the filtered results by updating position with the normals in the first row. Please refer to the zoomed rectangular windows. The third row: the corresponding surface reconstruction results over the the second row.

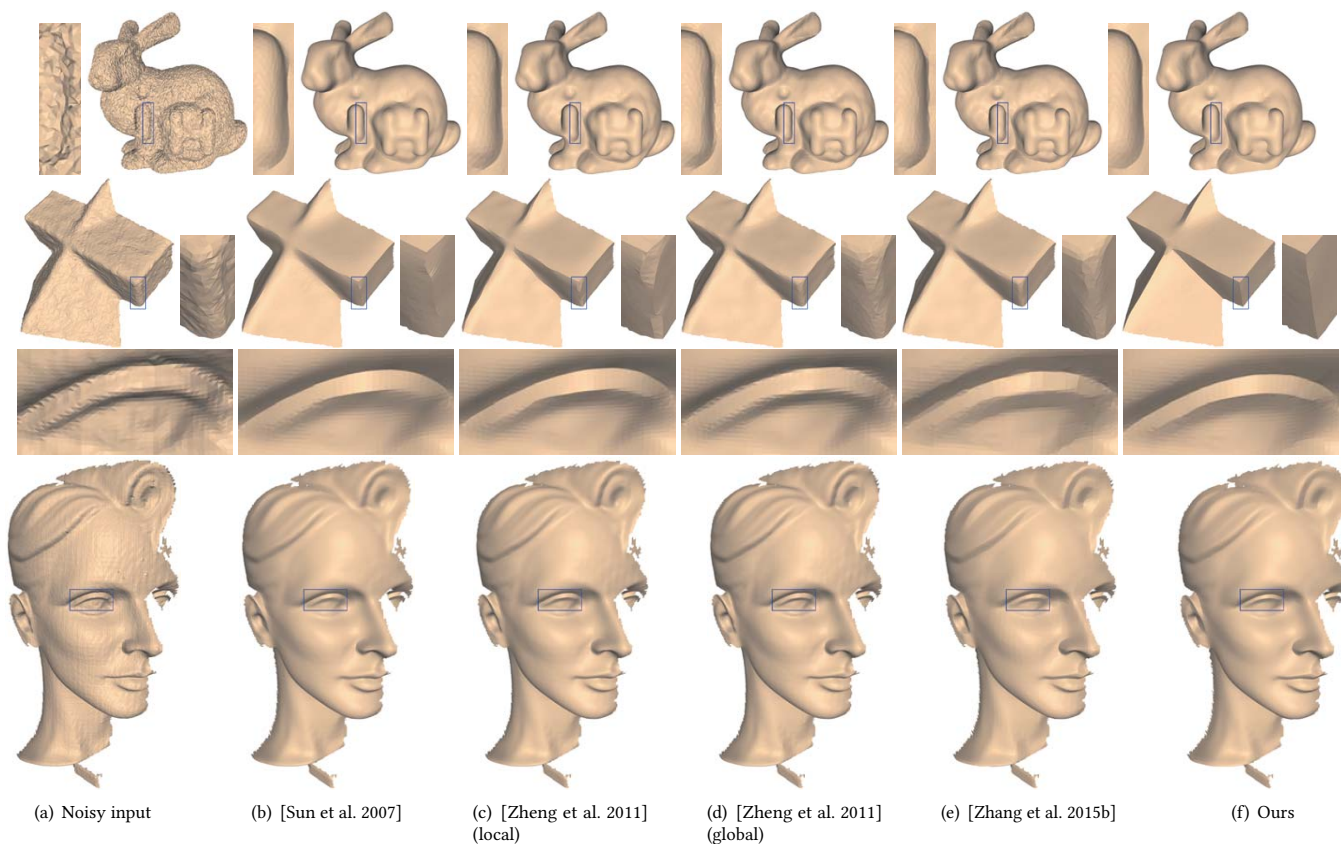


Figure 14: Denoised results of the Bunny (synthetic noise), the scanned Pyramid and Wilhelm. Please refer to the zoomed rectangular windows.

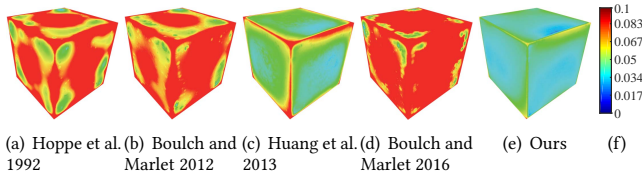


Figure 15: Position accuracies for Fig. 4. The root mean square errors are ($\times 10^{-2}$): (a) 8.83, (b) 9.05, (c) 5.14, (d) 9.64, (e) 3.22. The rmse of the corresponding surface reconstructions are ($\times 10^{-2}$): 7.73, 6.45, 3.28, 7.71 and 2.41, respectively. (f) is the error bar for here and 16.




Figure 16: Position accuracies for Fig. 10. The root mean square errors are ($\times 10^{-3}$): (a) 8.59, (b) 6.84, (c) 6.80, (d) 6.82, (e) 6.57. The rmse of the corresponding surface reconstructions are ($\times 10^{-3}$): 8.60, 6.75, 6.68, 6.74 and 6.40, respectively.

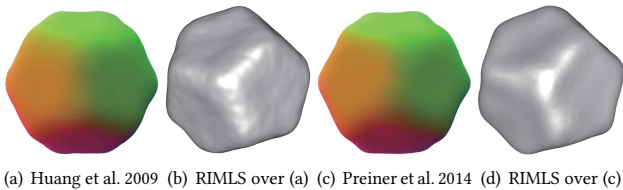


Figure 17: The upsampling and reconstruction results over [Huang et al. 2009; Preiner et al. 2014]. The input is the same with Figure 7.

that the RIMLS technique over our method produces the best surface reconstruction results, in terms of edge preservation.

5.4 Mesh Denoising

Many state of the art mesh denoising methods involve a two-step procedure which first estimates normals and then updates vertex positions. We selected several of these methods [Sun et al. 2007; Zhang et al. 2015b; Zheng et al. 2011] for comparisons in Figure 14. Note that [Zheng et al. 2011] provides both a local and global solution, and we provide comparisons for both.

When the noise level is high, many of these methods produce flipped face normals. For the Bunny model (Figure 14), which involves frequent flipped triangles, we utilize the technique in [Lu et al. 2016] to estimate a starting mesh from the original noisy mesh input for all methods. The comparison results show that our method outperforms state of the art mesh denoising methods in terms of feature preservation.

5.5 Geometric Texture Removal

We also successfully applied our method to geometric de-texturing where we remove high frequency features of different scales. Figure 18 shows a comparison of different methods that demonstrates that our method outperforms other approaches. Note that [Wang et al. 2015] is specifically designed for geometric texture removal. However, that method cannot preserve sharp edges well. Figure 19 shows the results of removing different scales of geometric features on a mesh. We produced Figure 19 (d) by applying the pre-filtering technique [Lu et al. 2016] in advance, since the vertex update algorithm [Zheng et al. 2011] could generate frequent flipped triangles when dealing with such large and steep geometric features. As an alternative, our normal estimation method can be combined with the vertex update in [Wang et al. 2015] to handle such challenging mesh models. Figure 20 shows the geometric texture removal on two different point clouds, which are particularly challenging due to a lack of topology.

5.6 Timings

Table 2: Timing statistics for different normal estimation techniques over point clouds.

Methods	Hoppe et al. 1992	Boulch and Marlet 2012	Huang et al. 2015	Boulch and Marlet 2016	Ours SVD	Ours RSVD
Fig. 4 #6146	0.57	141.5	0.48	8	95.6	65.1
Fig. 10 #100k	18.7	2204	17.2	115	3147	2458
Fig. 9 #127k	10.8	3769	12.5	141	3874	2856

Table 2 summarizes the timings of different normal estimation methods on several point clouds. While our method produces high quality output, the algorithm takes a long time to run due to the svd operation for each normal estimation. Therefore, our method is more suitable for offline geometry processing. However, it is possible to accelerate our method using specific svd decomposition algorithms, such as the randomized svd (RSVD) decomposition algorithm [Halko et al. 2011] as shown in Table 2. In addition, many parts of the algorithm could benefit from parallelization.

6 CONCLUSION

In this paper, we have presented an approach consisting of two steps: normal estimation and position update. Our method can handle both mesh shapes and point cloud models. We also show various geometry processing applications that benefit from our approach directly or indirectly. The extensive experiments demonstrate that our method performs substantially better than state of the art techniques, in terms of both visual quality and accuracy.

While our method works well, speed is an issue if online processing speeds are required. In addition, though we mitigate issues associated with the point distribution in the position update procedure, the point distribution could still be improved. One way to do so is to re-distribute points after our position update through a

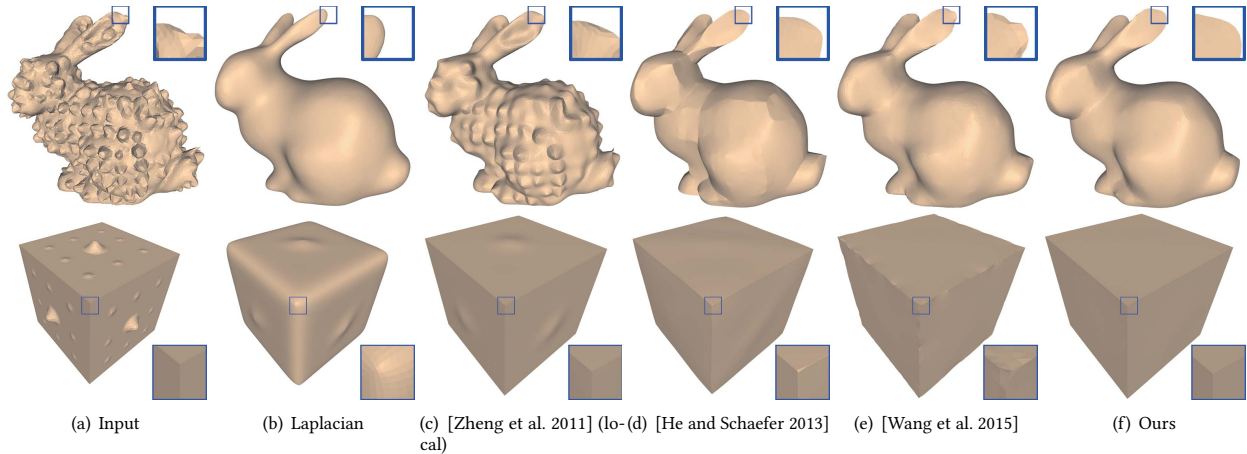


Figure 18: The geometric texture removal results of the Bunny and Cube. Please refer to the zoomed rectangular windows.

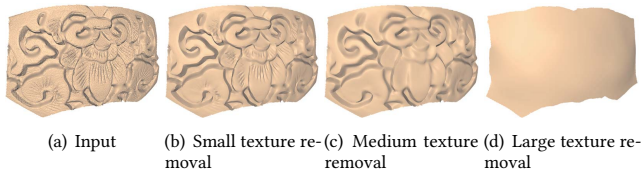


Figure 19: Different scales of geometric texture removal results of the Circular model.

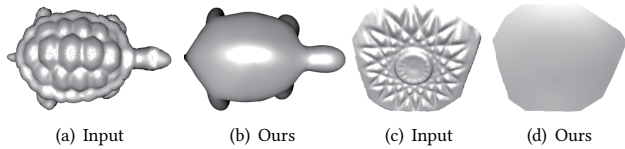


Figure 20: The geometric texture removal results of the Turtle point cloud and embossed point cloud. We render point set surfaces of each point cloud for visualization.

“repulsion force” from each point to its neighbors. We could potentially accomplish this effect by adding this repulsion force directly to Eq. (10).

REFERENCES

Marc Alexa, Johannes Behr, Daniel Cohen-Or, Shachar Fleishman, David Levin, and Claudio T. Silva. 2001. Point Set Surfaces. In *Proceedings of the Conference on Visualization '01 (VIS '01)*. IEEE Computer Society, Washington, DC, USA, 21–28. <http://dl.acm.org/citation.cfm?id=601671.601673>

P. Alliez, D. Cohen-Steiner, Y. Tong, and M. Desbrun. 2007. Voronoi-based Variational Reconstruction of Unoriented Point Sets. In *Proceedings of the Fifth Eurographics Symposium on Geometry Processing (SGP '07)*. Eurographics Association, Aire-la-Ville, Switzerland, Switzerland, 39–48. <http://dl.acm.org/citation.cfm?id=1281991.1281997>

Haim Avron, Andrei Sharf, Chen Greif, and Daniel Cohen-Or. 2010. L1-Sparse Reconstruction of Sharp Point Set Surfaces. *ACM Trans. Graph.* 29, 5, Article 135 (Nov. 2010), 12 pages. <https://doi.org/10.1145/1857907.1857911>

Alexandre Boulch and Renaud Marlet. 2012. Fast and Robust Normal Estimation for Point Clouds with Sharp Features. *Comput. Graph. Forum* 31, 5 (Aug. 2012), 1765–1774. <https://doi.org/10.1111/j.1467-8659.2012.03181.x>

Alexandre Boulch and Renaud Marlet. 2016. Deep Learning for Robust Normal Estimation in Unstructured Point Clouds. *Computer Graphics Forum* 35, 5 (2016), 281–290. <https://doi.org/10.1111/cgf.12983>

Jian-Feng Cai, Emmanuel J. Candès, and Zuowei Shen. 2010. A Singular Value Thresholding Algorithm for Matrix Completion. *SIAM J. on Optimization* 20, 4 (March 2010), 1956–1982. <https://doi.org/10.1137/080738970>

Emmanuel J. Candès and Benjamin Recht. 2009. Exact Matrix Completion via Convex Optimization. *Foundations of Computational Mathematics* 9, 6 (03 Apr 2009), 717. <https://doi.org/10.1007/s10208-009-9045-5>

Tamal K. Dey and Samrat Goswami. 2004. Provable Surface Reconstruction from Noisy Samples. In *Proceedings of the Twentieth Annual Symposium on Computational Geometry (SCG '04)*. ACM, New York, NY, USA, 330–339. <https://doi.org/10.1145/997817.997867>

Shuhang Gu, Qi Xie, Deyu Meng, Wangmeng Zuo, Xiangchu Feng, and Lei Zhang. 2017. Weighted Nuclear Norm Minimization and Its Applications to Low Level Vision. *International Journal of Computer Vision* 121, 2 (01 Jan 2017), 183–208. <https://doi.org/10.1007/s11263-016-0930-5>

Shuhang Gu, Lei Zhang, Wangmeng Zuo, and Xiangchu Feng. 2014. Weighted Nuclear Norm Minimization with Application to Image Denoising. In *Proceedings of the 2014 IEEE Conference on Computer Vision and Pattern Recognition (CVPR '14)*. IEEE Computer Society, Washington, DC, USA, 2862–2869. <https://doi.org/10.1109/CVPR.2014.366>

N. Halko, P. G. Martinsson, and J. A. Tropp. 2011. Finding Structure with Randomness: Probabilistic Algorithms for Constructing Approximate Matrix Decompositions. *SIAM Rev.* 53, 2 (2011), 217–288. <https://doi.org/10.1137/090771806>

Lei He and Scott Schaefer. 2013. Mesh Denoising via L0 Minimization. *ACM Trans. Graph.* 32, 4, Article 64 (July 2013), 8 pages. <https://doi.org/10.1145/2461912.2461965>

Hugues Hoppe, Tony DeRose, Tom Duchamp, John McDonald, and Werner Stuetzle. 1992. Surface Reconstruction from Unorganized Points. *SIGGRAPH Comput. Graph.* 26, 2 (July 1992), 71–78. <https://doi.org/10.1145/142920.134011>

Hui Huang, Dan Li, Hao Zhang, Uri Ascher, and Daniel Cohen-Or. 2009. Consolidation of Unorganized Point Clouds for Surface Reconstruction. *ACM Trans. Graph.* 28, 5, Article 176 (Dec. 2009), 7 pages. <https://doi.org/10.1145/1618452.1618522>

Hui Huang, Shihao Wu, Minglun Gong, Daniel Cohen-Or, Uri Ascher, and Hao (Richard) Zhang. 2013. Edge-aware Point Set Resampling. *ACM Trans. Graph.* 32, 1, Article 9 (Feb. 2013), 12 pages. <https://doi.org/10.1145/2421636.2421645>

Carsten Lange and Konrad Polthier. 2005. Anisotropic smoothing of point sets. *Computer Aided Geometric Design* 22, 7 (2005), 680 – 692. <https://doi.org/10.1016/j.cagd.2005.06.010>

Kai-Wah Lee and Wen-Ping Wang. 2005. Feature-preserving mesh denoising via bilateral normal filtering. In *Proc. of Int'l Conf. on Computer Aided Design and Computer Graphics 2005*.

Bao Li, Ruwen Schnabel, Reinhard Klein, Zhiquan Cheng, Gang Dang, and Shiyao Jin. 2010. Robust normal estimation for point clouds with sharp features. *Computers & Graphics* 34, 2 (2010), 94 – 106. <https://doi.org/10.1016/j.cag.2010.01.004>

Guangcan Liu, Zhouchen Lin, and Yong Yu. 2010. Robust Subspace Segmentation by Low-rank Representation. In *Proceedings of the 27th International Conference on International Conference on Machine Learning (ICML '10)*. Omnipress, USA, 663–670. <http://dl.acm.org/citation.cfm?id=3104322.3104407>

- Xiuping Liu, Jie Zhang, Junjie Cao, Bo Li, and Ligang Liu. 2015. Quality point cloud normal estimation by guided least squares representation. *Computers & Graphics* 51, Supplement C (2015), 106 – 116. <https://doi.org/10.1016/j.cag.2015.05.024> International Conference Shape Modeling International.
- Xuequan Lu, Wenzhi Chen, and Scott Schaefer. 2017a. Robust mesh denoising via vertex pre-filtering and L1-median normal filtering. *Computer Aided Geometric Design* 54, Supplement C (2017), 49 – 60. <https://doi.org/10.1016/j.cagd.2017.02.011>
- Xuequan Lu, Zhigang Deng, and Wenzhi Chen. 2016. A Robust Scheme for Feature-Preserving Mesh Denoising. *IEEE Trans. Vis. Comput. Graph.* 22, 3 (2016), 1181–1194.
- X. Lu, S. Wu, H. Chen, S. K. Yeung, W. Chen, and M. Zwicker. 2017b. GPF: GMM-inspired Feature-preserving Point Set Filtering. *IEEE Transactions on Visualization and Computer Graphics* PP, 99 (2017), 1–1. <https://doi.org/10.1109/TVCG.2017.2725948>
- Niloy J. Mitra and An Nguyen. 2003. Estimating Surface Normals in Noisy Point Cloud Data. In *Proceedings of the Nineteenth Annual Symposium on Computational Geometry (SCG '03)*. ACM, New York, NY, USA, 322–328. <https://doi.org/10.1145/777792.777840>
- A. C. Öztireli, G. Guennebaud, and M. Gross. 2009. Feature Preserving Point Set Surfaces based on Non-Linear Kernel Regression. *Computer Graphics Forum* 28, 2 (2009), 493–501. <https://doi.org/10.1111/j.1467-8659.2009.01388.x>
- Mark Pauly, Markus Gross, and Leif P. Kobbelt. 2002. Efficient Simplification of Point-sampled Surfaces. In *Proceedings of the Conference on Visualization '02 (VIS '02)*. IEEE Computer Society, Washington, DC, USA, 163–170. <http://dl.acm.org/citation.cfm?id=602099.602123>
- Reinhold Preiner, Oliver Mattausch, Murat Arikian, Renato Pajarola, and Michael Wimmer. 2014. Continuous Projection for Fast L1 Reconstruction. *ACM Trans. Graph.* 33, 4, Article 47 (July 2014), 13 pages. <https://doi.org/10.1145/2601097.2601172>
- Yuzhong Shen and K.E. Barner. 2004. Fuzzy vector median-based surface smoothing. *IEEE Transactions on Visualization and Computer Graphics* 10, 3 (May 2004), 252–265.
- Justin Solomon, Keenan Crane, Adrian Butscher, and Chris Wojtan. 2014. A General Framework for Bilateral and Mean Shift Filtering. *CoRR* abs/1405.4734 (2014). [arXiv:1405.4734](http://arxiv.org/abs/1405.4734) <http://arxiv.org/abs/1405.4734>
- Xianfang Sun, P.L. Rosin, R.R. Martin, and F.C. Langbein. 2007. Fast and Effective Feature-Preserving Mesh Denoising. *IEEE Transactions on Visualization and Computer Graphics* 13, 5 (Sept 2007), 925–938.
- Xianfang Sun, Paul L. Rosin, Ralph R. Martin, and Frank C. Langbein. 2008. Random walks for feature-preserving mesh denoising. *Computer Aided Geometric Design* 25, 7 (2008), 437 – 456. <https://doi.org/10.1016/j.cagd.2007.12.008> Solid and Physical Modeling Selected papers from the Solid and Physical Modeling and Applications Symposium 2007 (SPM 2007) Solid and Physical Modeling and Applications Symposium 2007.
- Yujing Sun, Scott Schaefer, and Wenping Wang. 2015. Denoising point sets via L_0 minimization. *Computer Aided Geometric Design* 35-36 (2015), 2 – 15. <https://doi.org/10.1016/j.cagd.2015.03.011> Geometric Modeling and Processing 2015.
- Charlie C L Wang. 2006. Bilateral recovering of sharp edges on feature-insensitive sampled meshes. *Visualization and Computer Graphics, IEEE Transactions on* 12, 4 (July 2006), 629–639. <https://doi.org/10.1109/TVCG.2006.60>
- Peng-Shuai Wang, Xiao-Ming Fu, Yang Liu, Xin Tong, Shi-Lin Liu, and Baining Guo. 2015. Rolling Guidance Normal Filter for Geometric Processing. *ACM Trans. Graph.* 34, 6, Article 173 (Oct. 2015), 9 pages. <https://doi.org/10.1145/2816795.2818068>
- Peng-Shuai Wang, Yang Liu, and Xin Tong. 2016. Mesh Denoising via Cascaded Normal Regression. *ACM Trans. Graph.* 35, 6, Article 232 (Nov. 2016), 12 pages. <https://doi.org/10.1145/2980179.2980232>
- John Wright, Arvind Ganesh, Shankar Rao, Yigang Peng, and Yi Ma. 2009. Robust Principal Component Analysis: Exact Recovery of Corrupted Low-Rank Matrices via Convex Optimization. In *Advances in Neural Information Processing Systems* 22, Y. Bengio, D. Schuurmans, J. D. Lafferty, C. K. I. Williams, and A. Culotta (Eds.). Curran Associates, Inc., 2080–2088.
- T. P. Wu, S. K. Yeung, J. Jia, C. K. Tang, and G. Medioni. 2012. A Closed-Form Solution to Tensor Voting: Theory and Applications. *IEEE Transactions on Pattern Analysis and Machine Intelligence* 34, 8 (Aug 2012), 1482–1495. <https://doi.org/10.1109/TPAMI.2011.250>
- S. K. Yadav, U. Reitebuch, and K. Polthier. 2017. Mesh Denoising based on Normal Voting Tensor and Binary Optimization. *IEEE Transactions on Visualization and Computer Graphics* PP, 99 (2017), 1–1. <https://doi.org/10.1109/TVCG.2017.2740384>
- H. Yagou, Y. Ohtake, and A. Belyaev. 2002. Mesh smoothing via mean and median filtering applied to face normals. In *Geometric Modeling and Processing, 2002. Proceedings.* 124–131. <https://doi.org/10.1109/GMAP.2002.1027503>
- H. Yagou, Y. Ohtake, and A.G. Belyaev. 2003. Mesh denoising via iterative alpha-trimming and nonlinear diffusion of normals with automatic thresholding. In *Computer Graphics International, 2003. Proceedings.* 28–33. <https://doi.org/10.1109/CGI.2003.1214444>
- Huayan Zhang, Chunlin Wu, Juyong Zhang, and Jiansong Deng. 2015b. Variational Mesh Denoising Using Total Variation and Piecewise Constant Function Space. *Visualization and Computer Graphics, IEEE Transactions on* 21, 7 (July 2015), 873–886. <https://doi.org/10.1109/TVCG.2015.2398432>
- Jie Zhang, Junjie Cao, Xiuping Liu, Jun Wang, Jian Liu, and Xiquan Shi. 2013. Point cloud normal estimation via low-rank subspace clustering. *Computers & Graphics* 37, 6 (2013), 697 – 706. <https://doi.org/10.1016/j.cag.2013.05.008> Shape Modeling International (SMI) Conference 2013.
- Wangyu Zhang, Bailin Deng, Juyong Zhang, Sofien Bouaziz, and Ligang Liu. 2015a. Guided Mesh Normal Filtering. *Comput. Graph. Forum* 34, 7 (Oct. 2015), 23–34. <https://doi.org/10.1111/cgf.12742>
- Zhengdong Zhang, Arvind Ganesh, Xiao Liang, and Yi Ma. 2012. TILT: Transform Invariant Low-Rank Textures. *International Journal of Computer Vision* 99, 1 (01 Aug 2012), 1–24. <https://doi.org/10.1007/s11263-012-0515-x>
- Yuyi Zheng, Hongbo Fu, O.K.-C. Au, and Chiew-Lan Tai. 2011. Bilateral Normal Filtering for Mesh Denoising. *IEEE Transactions on Visualization and Computer Graphics* 17, 10 (Oct 2011), 1521–1530. <https://doi.org/10.1109/TVCG.2010.264>

APPENDIX

In this section, we show how to prove the convergence of the point update algorithm. The point update is convergent in the sense that the total energy $E = \sum_i \sum_{j \in S_i} \|(\mathbf{p}_i - \mathbf{p}_j) \cdot \mathbf{n}_i\|_2^2 + \|(\mathbf{p}_i - \mathbf{p}_j) \cdot \mathbf{n}_j\|_2^2$ decreases in each iteration. We can obtain:

$$E = \mathbf{PQP}^T, \quad (12)$$

where \mathbf{P} is a $1 \times 3|i|$ vector concatenated by all point positions and $|i|$ is the number of points. \mathbf{Q} is a $3|i| \times 3|i|$ matrix which consists of $|i| \times |i|$ blocks (3×3). We use $\mathbf{Q}_{i,i}$ and $\mathbf{Q}_{i,j}$ to respectively denote the diagonal and other blocks: $\mathbf{Q}_{i,i} = 2 \sum_j (\mathbf{n}_i^T \mathbf{n}_i + \mathbf{n}_j^T \mathbf{n}_j)$ and $\mathbf{Q}_{i,j} = \mathbf{Q}_{j,i} = 2(\mathbf{n}_i^T \mathbf{n}_i + \mathbf{n}_j^T \mathbf{n}_j)$.

From Eq. (11), we can achieve the new positions $\mathbf{P}' = \mathbf{P}(\mathbf{I} - \mathbf{OG})$. \mathbf{I} is the identity matrix, $\mathbf{O} = \frac{1}{2}\mathbf{Q}$ and \mathbf{G} is a diagonal block matrix with diagonal elements $g_{3i,3i} = g_{3i+1,3i+1} = g_{3i+2,3i+2} = \gamma$. Here, the lowercase indicates elements while uppercase denotes block matrices. Based on \mathbf{P}' , we have $E' = \mathbf{P}'\mathbf{Q}\mathbf{P}'^T = \mathbf{P}(\mathbf{Q} - \mathbf{QGO} - \mathbf{OGQ} + \mathbf{OGQGO})\mathbf{P}^T$. Thus, we obtain

$$\begin{aligned} E - E' &= \mathbf{PQP}^T - \mathbf{P}(\mathbf{Q} - \mathbf{QGO} - \mathbf{OGQ} + \mathbf{OGQGO})\mathbf{P}^T \\ &= 2\mathbf{POG}(2\mathbf{G}^{-1} - \mathbf{O})\mathbf{GOP}^T \end{aligned} \quad (13)$$

To demonstrate the convergence of the point update, $E - E'$ should be non-negative. \mathbf{O} and \mathbf{G} are both symmetric positive semidefinite matrices, and we should prove $2\mathbf{G}^{-1} - \mathbf{O}$ is a symmetric positive semidefinite matrix.

Obviously, $2\mathbf{G}^{-1} - \mathbf{O}$ is a symmetric matrix. $2\mathbf{G}^{-1} - \mathbf{O}$ is a positive semidefinite matrix in the sense that its eigenvalues are non-negative. We denote λ as one of its eigenvalues, and \mathbf{X} the corresponding eigenvector. Without loss of generality, we assume $|x_l|$ (i.e., $|x_l| \geq |x_k|$) is the greatest in \mathbf{X} . λ can be computed by

$$\begin{aligned} \lambda &= \frac{\sum_k (2g'_{l,k} - o_{l,k})x_k}{x_l} \\ &= \sum_k 2g'_{l,k} \frac{x_k}{x_l} - \sum_k o_{l,k} \frac{x_k}{x_l} \\ &= 2g'_{l,l} - \sum_k o_{l,k} \frac{x_k}{x_l} \end{aligned} \quad (14)$$

where \mathbf{G}^{-1} is the inverse matrix of \mathbf{G} , with elements $g'_{l,l} = \frac{1}{\gamma}$ and $g'_{l,k \neq l} = 0$. We can easily demonstrate that the sum of the absolute values of each row in $\mathbf{n}_i^T \mathbf{n}_i$ or $\mathbf{n}_j^T \mathbf{n}_j$ is equal or less than $\frac{1+\sqrt{3}}{2}$. Since $\frac{1}{\gamma} = 3|S_l|$ and $\sum_k o_{l,k} \frac{x_k}{x_l} \leq \sum_k |o_{l,k}| \frac{|x_k|}{|x_l|} \leq \sum_k |o_{l,k}| \leq 2(1 + \sqrt{3})|S_l|$, we can achieve $\lambda \geq 2g'_{l,l} - 2(1 + \sqrt{3})|S_l| \geq 0$. Consequently, $2\mathbf{G}^{-1} - \mathbf{O}$ is a symmetric positive semidefinite matrix and $E - E' \geq 0$.