

# Detection under One-Bit Messaging over Adaptive Networks

Stefano Marano and Ali H. Sayed, *Fellow, IEEE*

## Abstract

This work studies the operation of multi-agent networks engaged in binary decision tasks, and derives performance expressions and performance operating curves under challenging conditions with some revealing insights. One of the main challenges in the analysis is that agents are only allowed to exchange one-bit messages, and the information at each agent therefore consists of both continuous and discrete components. Due to this mixed nature, the steady-state distribution of the state of each agent cannot be inferred from direct application of central limit arguments. Instead, the behavior of the continuous component is characterized in integral form by using a log-characteristic function, while the behavior of the discrete component is characterized by means of an asymmetric Bernoulli convolution. By exploiting these results, the article derives reliable approximate performance expressions for the network nodes that match well with the simulated results for a wide range of system parameters. The results also reveal an important interplay between continuous adaptation under constant step-size learning and the binary nature of the messages exchanged with neighbors.

## Index Terms

Distributed detection; adaptive networks; one-bit messaging; diffusion schemes; ATC rule.

## I. INTRODUCTION

THE theory of adaptive decision systems lies at the intersection of the fields of decision theory [1], [2] and adaptive learning and control [3], [4]. In many instances, the qualification “adaptive” in adaptive decision systems refers to the ability of the system to select the best action based on the observed data [5] as in cognitive radar [6], active hypothesis testing [7], or controlled sensing [8], [9]. The qualification “adaptive” can also refer to the ability of the decision system to track changes in the underlying state of nature and to monitor its drifts over time and deliver reliable decisions in real time. The theme of this article falls into this second type of decision systems.

The classical implementation of adaptive decision systems has often relied on the use of centralized (fusion) processing units. In more recent years, there has been a shift from centralized architectures to sensor network architectures [10]–[16] where data are monitored/collected in a distributed fashion by a collection of individually simple devices but the processing continues to be centralized. Energy efficiency, robustness, and security issues become a challenge over such implementations. Besides, the presence of a single central unit makes the system vulnerable to failures and external attacks [11], [12], [17], [18]. One approach to remedy these difficulties is the SENMA paradigm in which several mobile central units travel across the network to query the remote nodes from close proximity [19]–[22].

A more prominent and flexible solution is to avoid the presence of central units. A fully-flat or fully-decentralized sensor network refers to a network in which all the information processing takes place at the nodes in a fully distributed fashion, and no data storage or processing at centralized devices is allowed. The evident mitigation of security and failure issues, and the added robustness come at the expense of the need for local information processing capabilities at the nodes, which will now need to interact with each other, perform processing tasks with groups of nearby agents, and arrive at local decisions. Statistical signal processing over fully-decentralized networks or graphs has become an active area of research (e.g., see the overviews in [23], [24] and the many references therein). The theme of this work is to design and analyze an adaptive decision system over such networks.

### A. Related Work

Inference problems over fully-flat sensor networks have received considerable attention in the last years in connection with estimation problems first and, more recently, in connection with detection/decision problems by employing either consensus [25]–[31] or diffusion [24], [32]–[41] strategies.

Consensus solutions employ diminishing step-sizes to enhance the memory properties of the decision system, which leads to asymptotically optimal performance [25]–[30]. Unfortunately, decaying step-size parameters limit the adaptation ability of the resulting network because learning comes to a halt as the step-size parameter approaches zero. Switching to constant step-size adaptation poses a challenge for consensus-based solutions because of an inherent asymmetry in the update equations

S. Marano is with DIEM, University of Salerno, via Giovanni Paolo II 132, I-84084, Fisciano (SA), Italy (e-mail: marano@unisa.it). A. H. Sayed is with the Ecole Polytechnique Federale de Lausanne EPFL, School of Engineering, CH-1015 Lausanne, Switzerland (e-mail: ali.sayed@epfl.ch).

The work of A. H. Sayed was also supported in part by NSF grants CCF-1524250 and ECCS-1407712.

Part of this work has been submitted to the 26th European Signal Processing Conference (EUSIPCO 2018).

of consensus implementations. This asymmetry has been studied in some detail and shown earlier in the works [23], [34] to be a source of instability when constant step-sizes are used for adaptation purposes. In other words, consensus strategies under constant step-sizes can be problematic for applications that necessitate continuous learning due to potential instability. This fact motivates us to focus on diffusion implementations since these strategies do not suffer from the aforementioned asymmetry and have been shown to deliver superior performance under both constant and decaying step-size learning scenarios [23], [42]. There have been a series of works that develop the theory of diffusion strategies with constant step-size for inference purposes and explore their capabilities for learning and adaptation in dynamic environments [24], [32]–[41]. For example, references [32]–[34] deal with estimation problems, and the latter also addresses a comparison between consensus and diffusion protocols. In [35] the adaptive diffusion scheme for detection is studied, and [24], [36], [37] present extensive overviews of these detection algorithms, as well as many access points to the related literature. The learning behavior of the network is investigated in [38], [39], while a large deviation analysis and the so-called exact asymptotic framework are the focus of [40], [41].

### B. Contribution & Preview of the Main Results

The diffusion scheme considered in this paper employs a modified form of the adapt-then-combine (ATC) diffusion rule, which has some advantages with respect to alternative schemes [36]. According to the ATC rule, each node updates (adapts) its status by incorporating the fresh information coming from new measurements, and then makes its current status available to its neighbors for the combination stage. In the combination stage each node weighs its status with those of its neighbors. In all the articles mentioned so far in this introduction it is assumed that the communication among nearby nodes is essentially *unconstrained*. This means that the nodes can share their state with the neighbors with full precision.

In many practical scenarios, an unconstrained inter-node communication capability cannot be guaranteed, and the system designer is faced with the problem of revisiting the signal/information processing of the network in order to take into account this limitation. Thus, the basic consideration that motivates our work is that the nodes of the network cannot exchange their state as they are, because the communication links do not support messages with arbitrary precision. Taking this viewpoint to one extreme, we assume severe communication constraints which impose that only one bit can be reliably delivered, per link usage, over the inter-node links. Accordingly, in the combination stage of the ATC rule, the neighbors of node  $k$  cannot be informed about the value of the status of node  $k$ , but they can only be informed about a one-bit quantized quantity. In the binary detection problem addressed here, this quantized quantity can be regarded as a local decision made by node  $k$  at the current time.

Of course, decentralized inference using quantized messages in networks equipped with a central unit (or having other classical structures, such as the tandem architecture or some variation thereof) has a long history, see e.g., [43]–[47] and the references therein. Also, consensus implementations with quantized messages has been widely investigated [48]–[56]. Apparently there are not similar studies on distributed strategies ensuring continuous learning and adaptation even under drifting or non-stationary conditions.

The one-bit diffusion messaging scheme addressed in this paper poses new challenges. The combination stage of the ATC scheme will now fuse discrete and continuous variables and the analysis of the steady-state distribution becomes more complex than that developed, e.g., in [40]. In contrast to the results of [40], our analysis shows that (a version of) the central limit theorem (CLT) only applies in the special circumstance that the step size is small and the weight assigned to local decisions gathered by neighbor nodes is vanishing. In general cases, for arbitrary step sizes and combination weights, deriving the steady-state statistical distributions requires separate analysis of the continuous and discrete components. Neither of these can be, in general, approximated by a Gaussian distribution via some version of the CLT, and different analysis tools are required.

The main results of this work can be summarized as follows. By exploiting a key distributional structural property [see (17)], the steady-state distribution of the continuous component [see (15)] is obtained in an integral form that involves the log-characteristic function. A series approximation for the continuous component distribution, particularly suitable for numerical analysis, is also provided. These results are collected in Theorem 1.

As to the discrete component, we show that this reduces to a combination of geometric series with random signs —the so-called asymmetric Bernoulli convolution. The Bernoulli convolution has been widely studied in the literature for its measure-theoretic implications and it is known that, aside from some special cases, its distribution does not reduce to simple forms. This notwithstanding, exploiting the fact that the node status is the sum of the discrete component with the continuous one, we derive simple approximations in the regime of highly reliable local decisions [ $1 - p_d, p_f \ll 1$ , see (7)]. In principle, approximations of any degree can be developed, but the second-order approximation detailed in Sec. IV-B2 gives accurate results even for moderately large values of  $1 - p_d$  and  $p_f$ . The combination of several Bernoulli convolutions requires numerical convolutions and we develop careful approximations for the individual contributions so that these convolutions can be easily computed over discrete, low-cardinality, sets.

Exploiting the above results we finally get reliable approximate expressions for the steady-state distributions of the network nodes. The examples of computer experiments (reported in Figs. 3-6) show that the shape of these distributions is by no means obvious. It is rewarding that the developed theory is able to closely follow those shapes for a wide range of values of the relevant system parameters. The main performance figures are the system-level detection and false alarm probabilities  $P_d$

and  $P_f$ , which are straightforwardly related to the distributions of the network nodes. Expressing  $P_d$  in function of  $P_f$ , the receiver operating characteristic (ROC) curve is obtained (Figs. 7-8).

The analysis developed in this paper allows us to easily derive the decision performance of the system for a wide range of the parameters under the control of the system designer — step size  $\mu$  and combination weights  $\{a_k\}$ . A critical scenario is when the self-combination weights  $\{a_k\}$  are very large and  $\mu$  is very small, because the developed numerical procedures can be time-consuming. For this scenario we develop a tailored version of the CLT for triangular arrays and continuous parameters, which is the subject of Theorem 2.

The remainder of this paper is organized as follows. Section II introduces the classical adaptive diffusion scheme for detection. The one-bit-message version of these detection systems is designed in Sec. III, and the steady-state analysis is conducted in Sec. IV. The results of computer experiments are presented in Sec. V, and Sec. VI concludes the paper with final remarks. Some technical material is postponed to Appendices A-D.

## II. ADAPTIVE DIFFUSION FOR DETECTION

We consider a multi-agent network consisting of  $S$  nodes running an adaptive diffusion scheme to solve a binary hypothesis test problem in which the state of nature is represented by  $\mathcal{H}_0$  or  $\mathcal{H}_1$ . Using the same notation from [40], the update rule for the diffusion strategy is given by

$$\mathbf{v}_k(n) = \mathbf{y}_k(n-1) + \mu[\mathbf{x}_k(n) - \mathbf{y}_k(n-1)], \quad (1a)$$

$$\mathbf{y}_k(n) = \sum_{\ell=1}^S a_{k\ell} \mathbf{v}_\ell(n), \quad n \geq 1, \quad (1b)$$

where  $0 < \mu \ll 1$  is the step-size parameter, usually much smaller than one. Moreover, the symbol  $\mathbf{x}_k(n)$  denotes the data received by agent  $k$  at time  $n$ , while  $\mathbf{y}_k(n)$  represents a local state variable that is updated regularly by the same agent through (1b). This latter expression combines the intermediate values  $\mathbf{v}_\ell(n)$  from the neighbors of agent  $k$  using the nonnegative convex combination weights  $\{a_{k\ell}\}$ . The weights are required to satisfy

$$a_{k\ell} \geq 0, \quad \sum_{\ell \in \mathcal{N}_k} a_{k\ell} = 1, \quad (2)$$

where  $\mathcal{N}_k$  denotes the set of neighbors connected to agent  $k$ , including  $k$  itself. In the above notation, the scalar  $a_{k\ell}$  denotes the weight by which information flowing from  $\ell$  to  $k$  is scaled. Expressions (1a)-(1b) can be grouped together across all agents in vector form, say, as:

$$\mathbf{v}_n = (1 - \mu)\mathbf{y}_{n-1} + \mu\mathbf{x}_n, \quad (3a)$$

$$\mathbf{y}_n = A\mathbf{v}_n, \quad n \geq 1, \quad (3b)$$

where the combination matrix  $A = [a_{k\ell}]$  is  $S \times S$ , while  $\mathbf{y}_n = \text{col}\{\mathbf{y}_1(n), \mathbf{y}_2(n), \dots, \mathbf{y}_S(n)\}$ . Similarly for  $\mathbf{v}_n$  and  $\mathbf{x}_n$ . Iterating (3a)-(3b) gives

$$\mathbf{y}_n = (1 - \mu)^n A^n \mathbf{y}_0 + \mu \sum_{i=0}^{n-1} (1 - \mu)^i A^{i+1} \mathbf{x}_{n-i}. \quad (4)$$

In this work we make the assumption that the incoming data  $\mathbf{x}_k(n)$  is a statistic computed from some observed variable, say,  $\mathbf{r}_k(n)$ , namely,  $\mathbf{x}_k(n)$  is a prescribed function of  $\mathbf{r}_k(n)$ . Under both hypotheses  $\mathcal{H}_0$  and  $\mathcal{H}_1$ , the observations  $\mathbf{r}_k(n)$  are i.i.d. (independent and identically distributed) across all sensors  $k = 1, \dots, S$ ; they are also i.i.d. over time, meaning that, for each  $k$ , the sequence  $\{\mathbf{r}_k(n)\}$  is white. It follows that the  $\{\mathbf{x}_k(n)\}$  are i.i.d. across all sensors and over time. We further assume that each  $\mathbf{x}_k(n)$  is an absolutely continuous random variable having a probability density function with respect to the Lebesgue measure [57], under both hypotheses. This assumption is mainly because the case of continuous random variables is the most interesting in the presence of data quantization.

We refer to  $\mathbf{r}_k(n)$  as the local observation, and to  $\mathbf{x}_k(n)$  as the marginal decision statistic, where the adjective “marginal” is meant to indicate that  $\mathbf{x}_k(n)$  is based on the single sample  $\mathbf{r}_k(n)$ . The variable  $\mathbf{y}_k(n)$  is referred to as the *state* of the node. The detection problem consists of comparing the state  $\mathbf{y}_k(n)$  against a threshold level, say  $\gamma \in \mathbb{R}$ , and deciding on the state of nature  $\mathcal{H}_0$  or  $\mathcal{H}_1$ , namely,

$$\mathbf{y}_k(n) \underset{\mathcal{H}_0}{\overset{\mathcal{H}_1}{>}} \gamma. \quad (5)$$

While our formulation is general enough to address different types of marginal statistics, special attention will be given to the case in which  $\mathbf{x}_k(n)$  is selected as the log-likelihood of  $\mathbf{r}_k(n)$ :

$$\mathbf{x}_k(n) = \log \frac{f_{\mathbf{r},1}(\mathbf{r}_k(n))}{f_{\mathbf{r},0}(\mathbf{r}_k(n))}, \quad (6)$$

where  $f_{\mathbf{r},h}(\mathbf{r}_k(n))$  is the probability density function of  $\mathbf{r}_k(n)$  under  $\mathcal{H}_h$ ,  $h = 0, 1$ .

### A. Some Technical Conditions

We introduce the following technical conditions. First, we let  $\mathbb{E}_h$  denote the expectation under hypothesis  $\mathcal{H}_h$ ,  $h = 0, 1$ , and assume that  $-\infty < \mathbb{E}_0 \mathbf{x} < \mathbb{E}_1 \mathbf{x} < \infty$ . The assumption  $\mathbb{E}_0 \mathbf{x} < \mathbb{E}_1 \mathbf{x}$  is automatically verified when the marginal statistic is the log-likelihood (6) because, in that case, the quantities  $-\mathbb{E}_0 \mathbf{x}$  and  $\mathbb{E}_1 \mathbf{x}$  are two Kullback Leibler divergences and, therefore, they are strictly positive for distinct hypotheses [58]. We also assume that the variance  $\mathbb{V}_h \mathbf{x}$  exists finite for  $h = 0, 1$ . Note that, for simplicity, we are using the short-hand notation  $\mathbf{x}$  instead of  $\mathbf{x}_k(n)$ .

Second, we let  $\mathbb{P}_h$  denote the probability operator under hypothesis  $\mathcal{H}_h$ ,  $h = 0, 1$ , and assume, for all agents  $\ell = 1, 2, \dots, S$ , that

$$0 < p_f \triangleq \mathbb{P}_0(\mathbf{x} \geq \gamma_{\text{loc}}) < \mathbb{P}_1(\mathbf{x} \geq \gamma_{\text{loc}}) \triangleq p_d < 1, \quad (7)$$

where  $\gamma_{\text{loc}}$  is a *local* threshold level, and where  $p_d$  and  $p_f$  represent the *marginal* detection and false alarm probabilities, namely, the probabilities that would be obtained by making decisions based on the marginal statistic and the local threshold:  $\mathbf{x}_\ell(n) \geq \gamma_{\text{loc}} \Rightarrow$  decide locally in favor of  $\mathcal{H}_1$ , otherwise decide for  $\mathcal{H}_0$ . Note that  $\gamma_{\text{loc}}$  is the same for all sensors, which is justified by the assumption of i.i.d. observations under both hypotheses. As a consequence, all sensors have the same *marginal* performance  $p_d$  and  $p_f$ . The assumption  $p_f, p_d \neq 0, 1$ , in (7) rules out trivialities.

### III. ONE-BIT DIFFUSION MESSAGING

The classical diffusion rule is described by equations (1a)-(1b), and its detection properties are studied in detail in [40], [41]. In the system described by (1a)-(1b), the data exchanged among the nodes are uncompressed and non-quantized. However, in most communications scenarios, a more realistic assumption is that the messages exchanged among the nodes are quantized. Accordingly, we will consider an update rule in which the information sent at time  $n$  by node  $\ell$  to its neighbors is the marginal statistic  $\mathbf{x}_\ell(n)$  *quantized to one bit*, as follows:

$$\tilde{\mathbf{x}}_\ell(n) \triangleq \begin{cases} \mathbb{E}_1 \mathbf{x}, & \text{if } \mathbf{x}_\ell(n) \geq \gamma_{\text{loc}}, \\ \mathbb{E}_0 \mathbf{x}, & \text{if } \mathbf{x}_\ell(n) < \gamma_{\text{loc}}, \end{cases} \quad (8)$$

where  $\gamma_{\text{loc}}$  is the local threshold level from (7). Thus, if the state of nature is  $\mathcal{H}_1$ , node  $\ell$  sends to its neighbors the message  $\mathbb{E}_1 \mathbf{x}$  with probability  $p_d$ , and the message  $\mathbb{E}_0 \mathbf{x}$  with probability  $(1 - p_d)$ . Similarly, under  $\mathcal{H}_0$ ,  $\mathbb{E}_1 \mathbf{x}$  is sent with probability  $p_f$ , and  $\mathbb{E}_0 \mathbf{x}$  with probability  $(1 - p_f)$ . Needless to say, given that the nodes are aware of the detection problem they are faced with, there is no need to deliver the actual values  $\mathbb{E}_{0,1} \mathbf{x}$ , but simply a binary flag. We can interpret  $\tilde{\mathbf{x}}_\ell(n)$  as representative of the *marginal* decision about the hypothesis, made by node  $\ell$  by exploiting only its current observation  $\mathbf{r}_\ell(n)$ .

When the nodes compute the log-likelihood of the observations using (6), we can set  $\gamma_{\text{loc}} = 0$  in (7) and (8). Comparing the log-likelihood of  $\mathbf{r}_\ell(n)$  to zero corresponds to the optimal ML (Maximum Likelihood) *marginal* decision about the underlying hypothesis [59].

Formally, instead of (1a)-(1b), we consider the following update rule with the one-bit messages:

$$\mathbf{v}_k(n) = \mathbf{y}_k(n-1) + \mu[\mathbf{x}_k(n) - \mathbf{y}_k(n-1)], \quad (9a)$$

$$\mathbf{y}_k(n) = a_{kk} \mathbf{v}_k(n) + \sum_{\ell \neq k} a_{k\ell} \tilde{\mathbf{x}}_\ell(n), \quad n \geq 1. \quad (9b)$$

Note that in the scheme of (9a)-(9b) sensor  $\ell$  sends to its neighbors the quantized version  $\tilde{\mathbf{x}}_\ell(n)$  of the marginal decision statistic. One alternative would be a system in which the sensor sends to its neighbors the quantized version  $\tilde{\mathbf{v}}_\ell(n)$  of its status. In this case, however, it would not be possible to derive a simple analytical relationship between  $\mathbf{y}_k(n)$  and  $\mathbf{y}_k(n-1)$  that yields an explicit expression for the state  $\mathbf{y}_k(n)$  [as in (11) below], and the analytical tractability would be compromised. More importantly, the scheme (9a)-(9b) ensures improved *adaptation* performance properties. Indeed, by using (9a)-(9b), the quantity  $\mathbf{x}_\ell(n)$  available at node  $\ell$  will be used [through its quantized version  $\tilde{\mathbf{x}}_\ell(n)$ ] by the set of neighbors of node  $\ell$  (even though it is never made available to non-neighboring nodes). Changes in the state of nature are immediately reflected in the value of  $\mathbf{x}_\ell(n)$ , while, with  $\mu \ll 1$ , the status  $\mathbf{v}_\ell(n)$  of the node incorporates these changes only slowly, as shown in (1a) and (9a). In dynamic environments, where the state of nature changes with time, this means that the system described by (9a)-(9b) will be able to react more rapidly to these changes, especially when the self-combination coefficient  $a_{kk}$  is small.

Figure 1 illustrates the improved adaptive properties of the scheme (9a)-(9b) by showing the expected value  $\mathbb{E}[\mathbf{y}_k(n)]$  for node  $k = 3$  of the network shown later in Fig. 2, when the  $\mathbf{x}$ 's are Gaussian random variables distributed as detailed in the example of Sec. V-A. The state of nature is initially  $\mathcal{H}_0$ , then switches to  $\mathcal{H}_1$  at  $n = 1000$ , and finally switches down to  $\mathcal{H}_0$  at  $n = 2000$ . The solid curve in black represents  $\mathbb{E}[\mathbf{y}_k(n)]$  for the system defined by recursion (9a)-(9b), where nodes exchange the quantized version  $\tilde{\mathbf{x}}_\ell(n)$  of their marginal statistic, while the curve in blue refers to a one-bit message scheme in which the nodes exchange the quantized version  $\tilde{\mathbf{v}}_\ell(n)$  of their status. It is evident that this latter system does not react promptly to changes in the underlying state of nature and therefore is less suitable to operate in dynamic environments, with respect to the system defined by (9a)-(9b).

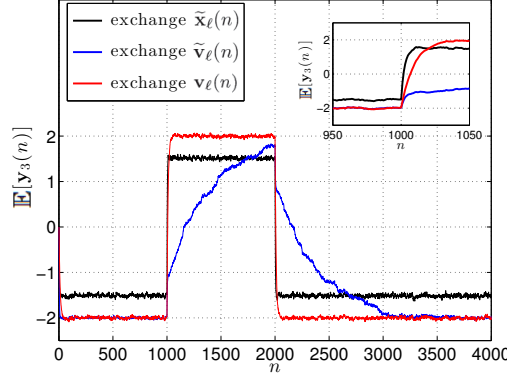


Fig. 1. Example of the adaptive properties of the diffusion scheme (9a)-(9b) (curve in black), as compared to a system that exchanges the quantized status  $\tilde{v}_\ell(n)$  (blue), and to a system that exchanges the unquantized status  $v_\ell(n)$  (red). The state of nature is  $\mathcal{H}_0$  from  $n = 1$  to  $n = 1000$ , then switches to  $\mathcal{H}_1$  up to  $n = 2000$ , and finally switches back to  $\mathcal{H}_0$ . The curves show the evolution of the expected value  $\mathbb{E}[y_k(n)]$  for node  $k = 3$  for the network shown later in Fig. 2, when the  $\mathbf{x}$ 's are Gaussian random variables distributed as detailed in the example of Sec. V-A, with  $\rho = 2$ . The combination matrix is as in (54), with  $a_k = 0.75$ , and the step size is  $\mu = 0.1$ . The expectations are computed by averaging 100 Monte Carlo runs. The inset zooms on the region around  $n = 1000$ .

For comparison purposes, Fig. 1 also shows the expected value  $\mathbb{E}[y_k(n)]$  of a diffusion scheme in which no restrictions are imposed on the messages and therefore the nodes are allowed to exchange the *unquantized* status  $v_\ell(n)$ . This is the diffusion system (1a)-(1b) studied in [40], [41]. The inset of Fig. 1 makes it evident that the scheme of (9a)-(9b) exhibits faster reaction even in comparison to the message-unconstrained diffusion scheme (1a)-(1b). Therefore, investigating the steady-state detection performance of the system defined by (9a)-(9b) is of great importance, and is the main theme of this work.

#### A. Explicit Form of the State $\mathbf{y}_k(n)$

Let us introduce the coefficients

$$c_{k\ell} = \begin{cases} a_{k\ell}, & k \neq \ell, \\ 0, & k = \ell, \end{cases} \quad (10)$$

and, for notational simplicity, let us write  $a_k$  in place of  $a_{kk}$ . The  $\{c_{k\ell}\}$  correspond to the off-diagonal elements of  $A$ . By iterating the expressions in (9a)-(9b), we arrive at

$$\begin{aligned} \mathbf{y}_k(n) &= [(1 - \mu)a_k]^n \mathbf{y}_k(0) \\ &+ \mu a_k \sum_{i=0}^{n-1} (1 - \mu)^i a_k^i \mathbf{x}_k(n - i) \\ &+ \sum_{i=0}^{n-1} \sum_{\ell=1}^S (1 - \mu)^i a_k^i c_{k\ell} \tilde{\mathbf{x}}_\ell(n - i). \end{aligned} \quad (11)$$

For notational convenience, we also introduce the scalar:

$$\eta_k \triangleq (1 - \mu)a_k, \quad \eta_k \in (0, 1), \quad (12)$$

which combines the step size  $\mu$  with the self-combination coefficient  $a_k$ . It is useful to bear in mind that  $\eta_k$  is defined as a combination of  $\mu$  and  $a_k$ , although our notation does not emphasize that.

Consider the quantity  $\mathbf{y}_k(n)$  in (11). After a change of variable  $i \leftarrow i + 1$  we have:

$$\begin{aligned} \mathbf{y}_k(n) &= \underbrace{\eta_k^n \mathbf{y}_k(0)}_{\text{transient}} + \underbrace{\mu a_k \sum_{i=1}^n \eta_k^{i-1} \mathbf{x}_k(n - i + 1)}_{\triangleq \mathbf{u}_k(n)} \\ &+ \underbrace{\sum_{i=1}^n \sum_{\ell=1}^S \eta_k^{i-1} c_{k\ell} \tilde{\mathbf{x}}_\ell(n - i + 1)}_{\triangleq \mathbf{z}_k(n)}. \end{aligned} \quad (13)$$

For  $n \rightarrow \infty$ , the transient part converges exponentially to zero with probability one so that, by Slutsky theorem [1, Th. 11.2.11],  $\lim_{n \rightarrow \infty} \mathbf{y}_k(n)$  converges in distribution to  $\lim_{n \rightarrow \infty} [\mathbf{u}_k(n) + \mathbf{z}_k(n)]$ . In the following, we will investigate the steady-state properties of the system described by Eqs. (9a)-(9b) and, accordingly, we can set without loss in generality,

$$\mathbf{y}_k(0) = 0, \quad (14)$$

so that the transient part  $\eta_k^n \mathbf{y}_k(0)$  of (13) is eliminated. Henceforth, if not stated explicitly otherwise, condition (14) is always assumed.

In the next section we analyze separately the two components  $\mathbf{u}_k(n)$  (referred to as the *continuous* component) and  $\mathbf{z}_k(n)$  (the *discrete* component), in the asymptotic regime of large number of iterations. This allows us to provide a suitable approximation for the statistical distribution of  $\lim_{n \rightarrow \infty} \mathbf{y}_k(n)$ , which is our goal.

#### IV. STEADY-STATE ANALYSIS

##### A. Continuous Component $\mathbf{u}_k(n)$

Consider the quantity  $\mathbf{u}_k(n)$  defined in (13). Since the random variables  $\{\mathbf{x}_k(n)\}$  are i.i.d., the following equality in distribution holds as  $n \rightarrow \infty$ :

$$\sum_{i=1}^n \eta_k^{i-1} \mathbf{x}_k(n-i+1) \stackrel{d}{=} \sum_{i=1}^{\infty} \eta_k^{i-1} \mathbf{x}_k(i) \triangleq \mathbf{w}_k^*, \quad (15)$$

and, therefore,

$$\mathbf{u}_k(\infty) \triangleq \lim_{n \rightarrow \infty} \mathbf{u}_k(n) \stackrel{d}{=} a_k \mu \mathbf{w}_k^*. \quad (16)$$

Let us introduce a new random variable  $\mathbf{x}_k(0)$ , which is an independent copy of the random variable  $\mathbf{x}_k(n)$ . From definition (15) the following structural property of  $\mathbf{w}_k^*$  immediately follows:

$$\eta_k \mathbf{w}_k^* + \mathbf{x}_k(0) \stackrel{d}{=} \mathbf{w}_k^*. \quad (17)$$

The forthcoming Theorem 1 exploits (17) to derive the distribution of the random variable  $\mathbf{w}_k^*$  and therefore the distribution of the steady-state variable  $\mathbf{u}_k(\infty)$  defined in (16).

Let  $j = \sqrt{-1}$  be the imaginary unit and, for  $t \in \mathbb{R}$ , let

$$\Phi_{\mathbf{x},h}(t) \triangleq \log \mathbb{E}_h e^{j t \mathbf{x}}, \quad (18)$$

$$\Phi_{\mathbf{w},h}(t) \triangleq \log \mathbb{E}_h e^{j t \mathbf{w}_k^*}, \quad (19)$$

be the log-characteristic functions [57] of  $\mathbf{x}_k(n)$  and  $\mathbf{w}_k^*$ , respectively, under hypothesis  $\mathcal{H}_h$ ,  $h = 0, 1$ . Also, denote by  $F_{\mathbf{u},h}(u)$ ,  $u \in \mathbb{R}$ , and  $\Phi_{\mathbf{u},h}(t) = \Phi_{\mathbf{w},h}(a_k \mu t)$  the cumulative distribution function (CDF) and the log-characteristic function of the steady-state continuous component  $\mathbf{u}_k(\infty)$ , respectively, under  $\mathcal{H}_h$ .

**Theorem 1 (Distribution of  $\mathbf{u}_k(\infty)$ ):** *The continuous component  $\mathbf{u}_k(n)$  converges in distribution for  $n \rightarrow \infty$ , and the CDF  $F_{\mathbf{u},h}(u)$  of its limit  $\mathbf{u}_k(\infty)$  can be found as follows. Suppose that  $F_{\mathbf{u},h}(u)$  admits a density. Suppose also that  $\Phi_{\mathbf{x},h}(t)$  can be expanded in a power series with radius of convergence  $0 < \tau_{\mathbf{x},h} \leq \infty$ , namely:*

$$\Phi_{\mathbf{x},h}(t) = \sum_{n=1}^{\infty} \varphi_{n,h} t^n, \quad |t| < \tau_{\mathbf{x},h}. \quad (20)$$

Then we have the following results.

i) *The log-characteristic function  $\Phi_{\mathbf{w},h}(t)$  can be uniquely expanded in a power series with radius of convergence  $\tau_{\mathbf{x},h}$ :*

$$\Phi_{\mathbf{w},h}(t) = \sum_{n=1}^{\infty} \frac{\varphi_{n,h}}{1 - \eta_k^n} t^n, \quad |t| < \tau_{\mathbf{x},h}. \quad (21)$$

ii) *If  $\tau_{\mathbf{x},h} = \infty$ , we have the representation:*

$$F_{\mathbf{u},h}(u) = \frac{1}{2} - \frac{1}{2\pi j} \int_{-\infty}^{\infty} \exp \left\{ \sum_{n=1}^{\infty} \varphi_{n,h} \frac{(\mu a_k t)^n}{1 - \eta_k^n} - j u t \right\} \frac{dt}{t}, \quad (22)$$

and the series appearing in (22) is (absolutely and uniformly) convergent for  $t \in \mathbb{R}$ .

iii) *If  $0 < \tau_{\mathbf{x},h} \leq \infty$ , the following approximation holds:*

$$\begin{aligned} F_{\mathbf{u},h}(u) \approx & \frac{1}{2} - \frac{2}{\pi} \sum_{n=0}^{\bar{n}} \frac{1}{(2n+1)} \operatorname{Im} \left\{ \exp \left[ -j \frac{u \delta}{\mu a_k} \frac{2n+1}{2} \right. \right. \\ & \left. \left. + \Phi_{\mathbf{x},h} \left( \frac{2n+1}{2} \delta \right) + \sum_{m=1}^{\bar{m}} \frac{\eta_k^m \varphi_{m,h}}{1 - \eta_k^m} \left( \frac{2n+1}{2} \delta \right)^m \right] \right\} \end{aligned} \quad (23)$$

where  $\operatorname{Im}\{\cdot\}$  denotes the imaginary part, and where

$$0 < \delta < \frac{\tau_{\mathbf{x},h}}{\eta_k(\bar{n} + \frac{1}{2})}. \quad (24)$$

iv) Let  $\epsilon' > 0$ , and denote by  $\Delta_{\mathbf{u}}(u, \delta)$  the approximation error in (23). Neglecting the effect of the series truncation due to the finiteness of  $\bar{n}$  and  $\bar{m}$ , if

$$\max \left\{ F_{\mathbf{u},h} \left( u - \frac{2\pi a_k \mu}{\delta} \right), 1 - F_{\mathbf{u},h} \left( u + \frac{2\pi a_k \mu}{\delta} \right) \right\} \leq \epsilon', \quad (25)$$

then  $|\Delta_{\mathbf{u}}(u, \delta)| \leq \epsilon'$ .  $\square$

**Proof:** See Appendix A.

The approximation in (23) can be controlled by choosing  $\bar{n}$  and  $\bar{m}$  sufficiently large, and  $\delta$  sufficiently small. Note that the choice of  $\bar{n}$  is related to that of  $\delta$ . For a given  $\epsilon'$ , the value of  $\delta$  is chosen so as to satisfy condition (25), and then we set  $(\bar{n} + \frac{1}{2}) < \frac{\tau_{\mathbf{x},h}}{\eta_k \delta}$  to verify the second inequality in (24). A possible choice is  $\bar{n} = \lfloor \frac{\tau_{\mathbf{x},h}}{\eta_k \delta} - 1 \rfloor$ , where  $\lfloor z \rfloor$  is the largest integer  $\leq z$ . If the series truncation error obtained with this value of  $\bar{n}$  is not small enough, then a smaller value of  $\delta$  is selected and a new value of  $\bar{n}$  is computed. This procedure is repeated until one obtains a negligible truncation error.

One important remark is in order. In the special case that  $\mathbf{x}$  is a Gaussian random variable with mean  $\mathbb{E}_h \mathbf{x}$  and variance  $\mathbb{V}_h \mathbf{x}$ , it is easily found that  $\Phi_{\mathbf{x},h}(t) = j t \mathbb{E}_h \mathbf{x} - \frac{1}{2} t^2 \mathbb{V}_h \mathbf{x}$ , see e.g. [60]. From (21) one immediately gets

$$\Phi_{\mathbf{u},h}(t) = j t \frac{a_k \mu}{1 - \eta_k} \mathbb{E}_h \mathbf{x} - \frac{1}{2} t^2 \frac{a_k^2 \mu^2}{1 - \eta_k^2} \mathbb{V}_h \mathbf{x}, \quad t \in \mathbb{R}, \quad (26)$$

revealing that  $\mathbf{u}_k(\infty)$  is Gaussian with mean  $\frac{a_k \mu}{1 - \eta_k} \mathbb{E}_h \mathbf{x}$  and variance  $\frac{a_k^2 \mu^2}{1 - \eta_k^2} \mathbb{V}_h \mathbf{x}$ . This appears to be an obvious result because, for all  $n$ ,  $\mathbf{u}_k(n)$  is a linear transformation of the variables  $\{\mathbf{x}_k(n)\}$ , and linear transformations preserve Gaussianity, see e.g. [60]. Note, however, that the Gaussianity of the asymptotic variable  $\mathbf{u}_k(\infty)$  cannot be obtained by the usual assumption of the central limit theorem. This assumption is that the sum of the variances of the individual components diverge [60, Eq. (8-123)]. Instead, from (15) and (16) we have  $\mathbf{u}_k(\infty) \stackrel{d}{=} a_k \mu \mathbf{w}_k^* = a_k \mu \sum_{i=1}^{\infty} \eta_k^{i-1} \mathbf{x}_k(i)$ , and the sum of the variances of the individual terms at the right-hand side converges to a finite value.

### B. Discrete Component $\mathbf{z}_k(n)$

We now derive an approximate distribution for the steady-state component  $\lim_{n \rightarrow \infty} \mathbf{z}_k(n)$ , where  $\mathbf{z}_k(n)$  is defined in (13). The approximation is valid for large  $p_d$  and  $(1 - p_f)$  [see (7) for the definitions of these quantities], namely in the regime where the *marginal* decisions of the nodes are reliable enough.

Let us start by an obvious equality in distribution:

$$\mathbf{z}_k(\infty) \triangleq \lim_{n \rightarrow \infty} \mathbf{z}_k(n) = \sum_{\ell=1}^S c_{k\ell} \sum_{i=1}^{\infty} \eta_k^{i-1} \tilde{\mathbf{x}}_{\ell}(n - i + 1) \quad (27)$$

$$\stackrel{d}{=} \sum_{\ell=1}^S c_{k\ell} \sum_{i=1}^{\infty} \eta_k^{i-1} \tilde{\mathbf{x}}_{\ell}(i) \triangleq \mathbf{z}_k^*. \quad (28)$$

By introducing the normalized binary variables

$$\mathbf{b}_{\ell}(i) \triangleq \frac{2 \tilde{\mathbf{x}}_{\ell}(i) - (\mathbb{E}_1 \mathbf{x} + \mathbb{E}_0 \mathbf{x})}{\mathbb{E}_1 \mathbf{x} - \mathbb{E}_0 \mathbf{x}} \quad (29)$$

whose alphabet is  $\{-1, +1\}$ , the quantity  $\mathbf{z}_k^*$  in (28) can be rewritten, after straightforward algebra, as

$$\mathbf{z}_k^* = \sum_{\ell=1}^S \frac{c_{k\ell}}{1 - \eta_k} \frac{(\mathbb{E}_1 \mathbf{x} + \mathbb{E}_0 \mathbf{x}) + (\mathbb{E}_1 \mathbf{x} - \mathbb{E}_0 \mathbf{x}) \mathbf{z}_{k\ell}}{2}, \quad (30)$$

where

$$\mathbf{z}_{k\ell} \triangleq (1 - \eta_k) \sum_{i=1}^{\infty} \eta_k^{i-1} \mathbf{b}_{\ell}(i). \quad (31)$$

From (8), note that under  $\mathcal{H}_1$  we have  $\mathbb{P}_1(\mathbf{b}_{\ell}(i) = 1) = p_d$ , while, under  $\mathcal{H}_0$ ,  $\mathbb{P}_0(\mathbf{b}_{\ell}(i) = 1) = p_f$ .

Let us summarize some known properties of the series (31). Suppose that  $\mathcal{H}_1$  is in force. If we had  $p_d = 1/2$ , then expression (31) would represent a geometric series with equally likely random signs. This is known as the *Bernoulli convolution*, and attracted considerable interest since the pioneering works by Erdős [61], [62]. It is known that the Bernoulli convolution is absolutely continuous with a finite-energy density for almost every  $\eta_k \in (1/2, 1)$ , and is purely singular for  $\eta_k \in (0, 1/2)$ , being in that case supported on a Cantor set of zero Lebesgue measure. It is also easily verified that for  $\eta_k = 1/2$  the random variable  $\mathbf{z}_{k\ell}$  is uniform in  $(-1, 1)$ . We refer to [63] and the references therein for details.

Likewise, the *asymmetric* Bernoulli convolution with  $p_d \neq 1/2$ , which is of interest to us, has been extensively studied. For  $p_d \in (1/2, 2/3)$ , it is known that  $\mathbf{z}_{k\ell}$  is absolutely continuous for almost all  $\eta_k > 2^{-H_b(p_d)}$ , and singular for  $\eta_k < 2^{-H_b(p_d)}$  [64],

where  $H_b(p) \triangleq -p \log_2(p) - (1-p) \log_2(1-p)$  is the binary entropy function [58]. Obviously, the same considerations hold under  $\mathcal{H}_0$ , with  $p_d$  replaced by  $p_f$ .

Returning to (31), let us assume first that  $\mathcal{H}_1$  is in force and consider the following approximation. For any positive integer  $\omega_k$ :

$$\begin{aligned} \mathbf{z}_{k\ell} &= (1 - \eta_k) \sum_{i=1}^{\omega_k} \eta_k^{i-1} \mathbf{b}_\ell(i) + (1 - \eta_k) \sum_{i=\omega_k+1}^{\infty} \eta_k^{i-1} \mathbf{b}_\ell(i) \\ &\approx (1 - \eta_k) \sum_{i=1}^{\omega_k} \eta_k^{i-1} \mathbf{b}_\ell(i) + \eta_k^{\omega_k} \triangleq \hat{\mathbf{z}}_{k\ell}, \end{aligned} \quad (32)$$

where the approximation consists of assuming that all the binary digits  $\mathbf{b}_\ell(\omega_k + 1), \mathbf{b}_\ell(\omega_k + 2), \dots$  are equal to the most likely value  $+1$ , yielding  $(1 - \eta_k) \sum_{i=\omega_k+1}^{\infty} \eta_k^{i-1} \mathbf{b}_\ell(i) = \eta_k^{\omega_k}$ . To the other extreme, when they are all equal to the most unlikely value  $-1$ , we have  $(1 - \eta_k) \sum_{i=\omega_k+1}^{\infty} \eta_k^{i-1} \mathbf{b}_\ell(i) = -\eta_k^{\omega_k}$ , which shows that the error involved in the approximation (32) is bounded (with probability one) by

$$0 \leq \hat{\mathbf{z}}_{k\ell} - \mathbf{z}_{k\ell} \leq 2\eta_k^{\omega_k}, \quad (33)$$

with the upper bound achieved when  $\mathbf{b}_\ell(\omega_k + 1) = \mathbf{b}_\ell(\omega_k + 2) = \dots = -1$ . Note, from (32), that we have approximated the random variable  $\mathbf{z}_{k\ell}$  by a discrete random variable  $\hat{\mathbf{z}}_{k\ell}$  taking on  $2^{\omega_k}$  values.

To choose the value of  $\omega_k$ , we need to see the effect of the approximation on the variable  $\mathbf{z}_k^*$ . Let  $\hat{\mathbf{z}}_k^*$  be the approximate version of  $\mathbf{z}_k^*$ , obtained when  $\mathbf{z}_{k\ell}$  is replaced by  $\hat{\mathbf{z}}_{k\ell}$  in (30). Using (33) in (30), we have

$$\begin{aligned} 0 \leq \hat{\mathbf{z}}_k^* - \mathbf{z}_k^* &\leq (\mathbb{E}_1 \mathbf{x} - \mathbb{E}_0 \mathbf{x})(1 - a_k) \frac{\eta_k^{\omega_k}}{1 - \eta_k} \\ &\leq (\mathbb{E}_1 \mathbf{x} - \mathbb{E}_0 \mathbf{x}) \frac{\eta_k^{\omega_k}}{1 - \eta_k}. \end{aligned} \quad (34)$$

To control the error in the approximation, we enforce the condition

$$\hat{\mathbf{z}}_k^* - \mathbf{z}_k^* \leq (\mathbb{E}_1 \mathbf{x} - \mathbb{E}_0 \mathbf{x}) \frac{\eta_k^{\omega_k}}{1 - \eta_k} \leq \epsilon_{k,h} \quad (35)$$

for some “small”  $\epsilon_{k,h} > 0$ , whose choice will be discussed later. Therefore, the index  $\omega_k$  introduced in (32) is selected to comply with (35) as follows:

$$\omega_k = \left\lceil \frac{\log \frac{\mathbb{E}_1 \mathbf{x} - \mathbb{E}_0 \mathbf{x}}{\epsilon_{k,h}(1 - \eta_k)}}{\log \frac{1}{\eta_k}} \right\rceil, \quad (36)$$

where  $\lceil z \rceil$  is the smallest integer  $\geq z$ . Note that the right-hand side of (36) is a decreasing function of  $\epsilon_{k,h}$  and an increasing function of  $\eta_k$ , when  $\epsilon_{k,h} < (\mathbb{E}_1 \mathbf{x} - \mathbb{E}_0 \mathbf{x}) / (1 - \eta_k)$ . Note also, from (36), that  $\omega_k$  depends also on the hypothesis  $\mathcal{H}_h$ ,  $h = 0, 1$ . This dependence is not made explicit for simplicity of notation.

1) *First-Order Approximation of  $\hat{\mathbf{z}}_{k\ell}$* : We now exploit the assumption  $p_d \approx 1$  to get an approximation for  $\hat{\mathbf{z}}_{k\ell}$ . The value taken by the random variable  $\hat{\mathbf{z}}_{k\ell}$  in (32) depends on the value of the binary variables  $\mathbf{b}_\ell(1), \dots, \mathbf{b}_\ell(\omega_k)$ . For large values of  $p_d$ , such string of  $\omega_k$  binary variables typically consists of many “+1” and a few “−1”. This suggests to neglect the occurrences of two, or more, “−1”, leading to a random variable that takes on only  $(\omega_k + 1)$  values, instead of  $2^{\omega_k}$ . According to this approximation, in Table I we report, arranged in ascending order, the  $(\omega_k + 1)$  values taken by  $\hat{\mathbf{z}}_{k\ell}$ , followed by the string of the  $\omega_k$  binary digits that generates that value, which is referred to as the *pattern* (“+” means “+1”, and “−” means “−1”). In Table I the subindex  $k$  to  $\eta_k$  and  $\omega_k$  is omitted.

TABLE I  
RANDOM VARIABLE  $\hat{\mathbf{z}}_{k\ell}$  FOR THE FIRST-ORDER APPROXIMATION.

value	pattern	probability
$1 - 2(1 - \eta)$	$- + + + \dots + +$	$(1 - p_d)$
$1 - 2\eta(1 - \eta)$	$+ - + + \dots + +$	$(1 - p_d)p_d$
$1 - 2\eta^2(1 - \eta)$	$+ + - + \dots + +$	$(1 - p_d)p_d^2$
$\vdots$	$\vdots$	$\vdots$
$1 - 2\eta^{\omega-2}(1 - \eta)$	$+ + + + \dots - +$	$(1 - p_d)p_d^{\omega-2}$
$1 - 2\eta^{\omega-1}(1 - \eta)$	$+ + + + \dots + -$	$(1 - p_d)p_d^{\omega-1}$
1	$+ + + + \dots + +$	$p_d^\omega$

The probabilities assigned to the  $(\omega_k + 1)$  values are shown in the last column of Table I, and are computed as follows. The probability assigned to the first pattern “ $- + + + \dots +$ ” is the sum of the probabilities of all patterns in the form “ $- \star \star \dots \star$ ”, where “ $\star$ ” can be either “+” or “−”. The probability of the second pattern “ $+ - + + \dots +$ ” is the sum of the



probabilities of all patterns in the form “ $+ - \star \dots \star$ ”, and so forth. The general rule is to replace by stars all the symbols in the pattern following the symbol “ $-$ ”, if any.<sup>1</sup>

2) *Second-Order Approximation of  $\hat{\mathbf{z}}_{k\ell}$* : A similar approximation can be derived by assuming that the sequence  $\mathbf{b}_\ell(1), \dots, \mathbf{b}_\ell(\omega_k)$  in (32) contains at most *two* occurrences of the unlikely digit “ $-1$ ”, in which case the random variable  $\hat{\mathbf{z}}_{k\ell}$  is approximated by a random variable that takes on the  $1 + \omega_k + \omega_k(\omega_k - 1)/2$  values shown in Table II, with associated patterns and probabilities. In Table II the subindex  $k$  to  $\eta_k$  and  $\omega_k$  is omitted.

TABLE II  
RANDOM VARIABLE  $\hat{\mathbf{z}}_{k\ell}$  FOR THE SECOND-ORDER APPROXIMATION.

value	pattern	probability
$1 - 2(1 - \eta) - 2\eta(1 - \eta)$	$- - + + \dots + + +$	$(1 - p_d)^2$
$1 - 2(1 - \eta) - 2\eta^2(1 - \eta)$	$- + - + \dots + + +$	$(1 - p_d)^2 p_d$
$\vdots$	$\vdots$	$\vdots$
$1 - 2(1 - \eta) - 2\eta^{\omega-1}(1 - \eta)$	$- + + + \dots + + -$	$(1 - p_d)^2 p_d^{\omega-2}$
$1 - 2(1 - \eta)$	$- + + + \dots + + +$	$(1 - p_d) p_d^{\omega-1}$
$1 - 2\eta(1 - \eta) - 2\eta^2(1 - \eta)$	$+ - - + \dots + + +$	$(1 - p_d)^2 p_d$
$1 - 2\eta(1 - \eta) - 2\eta^3(1 - \eta)$	$+ - + - \dots + + +$	$(1 - p_d)^2 p_d^2$
$\vdots$	$\vdots$	$\vdots$
$1 - 2\eta(1 - \eta) - 2\eta^{\omega-1}(1 - \eta)$	$+ - + + \dots + + -$	$(1 - p_d)^2 p_d^{\omega-2}$
$1 - 2\eta(1 - \eta)$	$+ - + + \dots + + +$	$(1 - p_d) p_d^{\omega-1}$
$1 - 2\eta^2(1 - \eta) - 2\eta^3(1 - \eta)$	$+ + - - \dots + + +$	$(1 - p_d)^2 p_d^2$
$\vdots$	$\vdots$	$\vdots$
$1 - 2\eta^2(1 - \eta) - 2\eta^{\omega-1}(1 - \eta)$	$+ + - + \dots + + -$	$(1 - p_d)^2 p_d^{\omega-2}$
$1 - 2\eta^2(1 - \eta)$	$+ + - + \dots + + +$	$(1 - p_d) p_d^{\omega-1}$
$\vdots$	$\vdots$	$\vdots$
$\vdots$	$\vdots$	$\vdots$
$1 - 2\eta^{\omega-3}(1 - \eta) - 2\eta^{\omega-2}(1 - \eta)$	$+ + + + \dots - - +$	$(1 - p_d)^2 p_d^{\omega-1}$
$1 - 2\eta^{\omega-3}(1 - \eta) - 2\eta^{\omega-1}(1 - \eta)$	$+ + + + \dots - + -$	$(1 - p_d)^2 p_d^{\omega-2}$
$1 - 2\eta^{\omega-3}(1 - \eta)$	$+ + + + \dots - + +$	$(1 - p_d) p_d^{\omega-1}$
$1 - 2\eta^{\omega-2}(1 - \eta) - 2\eta^{\omega-1}(1 - \eta)$	$+ + + + \dots + - -$	$(1 - p_d)^2 p_d^{\omega-2}$
$1 - 2\eta^{\omega-2}(1 - \eta)$	$+ + + + \dots + - +$	$(1 - p_d) p_d^{\omega-1}$
$1 - 2\eta^{\omega-1}(1 - \eta)$	$+ + + + \dots + + -$	$(1 - p_d) p_d^{\omega-1}$
1	$+ + + + \dots + + +$	$p_d^\omega$

The probabilities in the last column of Table II are computed as follows. Consider a generic pattern with two occurrences of “ $-$ ”, and let us replace with the symbol “ $\star$ ” all the “ $+$ ” appearing to the right of the rightmost “ $-$ ”. Then, the probability assigned to that pattern is the sum of the probabilities corresponding to all the distinct patterns obtained by assigning to the stars either the symbol “ $+$ ” or the symbol “ $-$ ”. For the  $\omega_k$  patterns with only one “ $-$ ”, the probabilities are exactly those of the pattern, without modification. To understand why we use this convention, consider for instance the pattern “ $+ + - + \dots + + +$ ”, corresponding to the value  $1 - 2\eta_k^2(1 - \eta_k)$ . All probabilities of patterns of the form “ $+ + - \star \dots \star \star$ ” are included in the probability of some pattern with two “ $-$ ”, except the single pattern “ $+ + - + \dots + + +$ ”, whose probability is just  $(1 - p_d) p_d^{\omega_k-1}$ .

Straightforward algebra shows that the values in the first column of Table II are arranged in ascending order only if<sup>2</sup>  $\eta_k < \frac{\sqrt{5}-1}{2} \approx 0.618$ , but the order of the elements does not matter for the final approximation. Furthermore, depending on the values of  $\eta_k$ , it may happen that several entries in the first column of Table II are closer than  $2\eta_k^{\omega_k}$ , see (33). In this case, it may be convenient to reduce the cardinality of the random variable  $\hat{\mathbf{z}}_{k\ell}$  by aggregating these values in a single value and associating with it the sum of the probabilities of the merged entries.

So far, we have developed the approximation under the assumption that hypothesis  $\mathcal{H}_1$  is in force. Exploiting the problem symmetry, it can be seen that the approximation under  $\mathcal{H}_0$  can be obtained by applying the procedure described for the hypothesis  $\mathcal{H}_1$  to the random variable  $-\mathbf{z}_{k\ell}$ , and by replacing  $p_d$  with  $(1 - p_f)$ .

3) *Approximate Distribution for  $\mathbf{z}_k(\infty)$* : As shown in (32), we replace  $\mathbf{z}_{k\ell}$  by the discrete random variable  $\hat{\mathbf{z}}_{k\ell}$  with  $2^{\omega_k}$  values, where  $\omega_k$  is given in (36). In turn,  $\hat{\mathbf{z}}_{k\ell}$  is approximated by the lower-cardinality discrete random variable shown in Table I, if the first-order approximation is used, and shown in Table II for the more accurate second-order approximation. In the latter case, the alphabet of the random variable is further reduced by grouping together values that are closer than  $2\eta_k^{\omega_k}$ . This way, an approximate probability mass function (PMF) of  $\mathbf{z}_{k\ell}$  is obtained.

As indicated in (30), the random variable  $\mathbf{z}_{k\ell}$  must be multiplied by  $(\mathbb{E}_1 \mathbf{x} - \mathbb{E}_0 \mathbf{x})/2$ , then added to  $(\mathbb{E}_1 \mathbf{x} + \mathbb{E}_0 \mathbf{x})/2$ , and finally multiplied by  $c_{k\ell}/(1 - \eta_k)$ . The resulting random variables represent the individual summands of the sum over  $\ell = 1, \dots, S$ ,

<sup>1</sup>In the case  $\eta_k < 1/2$  this corresponds to quantizing the random variable  $\mathbf{z}_{k\ell}$ , with quantization regions that are intervals. For  $\eta_k \geq 1/2$  one can still regard the approximation as a quantization, but the quantization regions are not straightforward.

<sup>2</sup>Note that  $\frac{\sqrt{5}-1}{2}$  is the *golden ratio*  $\frac{\sqrt{5}+1}{2}$  minus one. The golden ratio is the ratio of successive terms in the Fibonacci series [65].

appearing in (28). Note that these random variables are independent. Summing over  $\ell = 1, \dots, S$ , corresponds to convolving the PMFs of the summands, which finally provides the desired PMF [equivalently, the CDF  $F_{\mathbf{z},h}(u)$ ] of the steady-state discrete contribution  $\mathbf{z}_k(\infty)$ . The number of convolutions is  $|\mathcal{N}_k| - 2$ , and these convolutions can be easily implemented numerically, but the computation might become cumbersome when the alphabet of the individual PMFs becomes excessively large. Thus, after computing each convolution, similarly to what we have done before, the values of the resulting variable that are close to each other more than  $(\mathbb{E}_1 \mathbf{x} - \mathbb{E}_0 \mathbf{x}) \eta_k^{\omega_k} / (1 - \eta_k)$  [see (35)] are merged into a single value, and the corresponding probabilities are summed up.

Summarizing, we have derived simple expressions for the distribution of the random variables  $c_{k\ell} \sum_{i=1}^{\infty} \eta_k^{i-1} \tilde{\mathbf{x}}_{\ell}(i)$ ,  $\ell = 1, \dots, S$ , in (28). Each random variable has been approximated by a discrete random variable whose PMF has been characterized analytically. The desired PMF for  $\mathbf{z}_k(\infty)$  is the PMF of the finite sum  $\sum_{\ell=1}^S c_{k\ell} \sum_{i=1}^{\infty} \eta_k^{i-1} \tilde{\mathbf{x}}_{\ell}(i)$ , and is obtained by computing numerically the convolutions that correspond to the sum over  $\ell$ . For later use, let us denote this PMF as follows:

$$\mathbb{P}_h[\mathbf{z}_k(\infty) = z_{i,h}] = \nu_{i,h}, \quad i = 1, \dots, L, \quad (37)$$

where  $L \ll 2^{\omega_k}$ . In other words, the CDF  $F_{\mathbf{z},h}(z)$ ,  $z \in \mathbb{R}$ , of  $\mathbf{z}_k(\infty)$  is approximated by a staircase function with steps of size  $\{\nu_{i,h}\}$  at the  $L$  points  $\{z_{i,h}\}$ .

### C. Distribution of the Steady-State Statistic

The CDF of  $\mathbf{u}_k(\infty)$  defined in (16) is  $F_{\mathbf{u},h}(u)$ , and the CDF of  $\mathbf{z}_k(\infty)$  defined in (27) is  $F_{\mathbf{z},h}(u)$ . We have seen in the previous sections how to compute approximately these two distributions, and we now discuss how to obtain the CDF  $F_{\mathbf{y},h}(y)$ ,  $y \in \mathbb{R}$ , of the variable

$$\mathbf{y}_k(\infty) \triangleq \lim_{n \rightarrow \infty} \mathbf{y}_k(n) = \mathbf{u}_k(\infty) + \mathbf{z}_k(\infty) \quad (38)$$

which characterizes the status of node  $k$  in the steady-state regime of  $n \rightarrow \infty$ . We assume, as already done in Theorem 1, that  $F_{\mathbf{u},h}(u)$  admits a density, denoted by  $f_{\mathbf{u},h}(u)$ . This implies that  $F_{\mathbf{y},h}(y)$  also admits a density, and the CDF  $F_{\mathbf{y},h}(y)$  is given by the convolution [66, pp. 144–146]

$$F_{\mathbf{y},h}(y) = \int_{-\infty}^{\infty} F_{\mathbf{z},h}(\xi) f_{\mathbf{u},h}(y - \xi) d\xi. \quad (39)$$

Using approximation (32) in Sec. IV-B, the random variable  $\mathbf{z}_k^*$  is replaced by  $\hat{\mathbf{z}}_k^*$  [see (34)], whose CDF will be denoted by  $\hat{F}_{\mathbf{z},h}(z)$ ,  $z \in \mathbb{R}$ . From condition (35) the following relationship between events follows

$$\{\mathbf{z}_k^* \leq z - \epsilon_{k,h}\} \subseteq \{\hat{\mathbf{z}}_k^* \leq z\} \subseteq \{\mathbf{z}_k^* \leq z\}, \quad (40)$$

implying that

$$F_{\mathbf{z},h}(z - \epsilon_{k,h}) \leq \hat{F}_{\mathbf{z},h}(z) \leq F_{\mathbf{z},h}(z). \quad (41)$$

Before applying the approximations described in Secs. IV-B1 and IV-B2, the random variable  $\hat{\mathbf{z}}_k^*$  is discrete and takes on (at most)  $2^{\omega_k(|\mathcal{N}_k|-1)}$  values. For  $i = 1, \dots, 2^{\omega_k(|\mathcal{N}_k|-1)}$ , let  $\{\hat{z}_{i,h}\}$  denote these values and  $\{\hat{\nu}_{i,h}\}$  be the corresponding probabilities, so that  $\hat{F}_{\mathbf{z},h}(z)$  is a staircase function with steps of size  $\{\hat{\nu}_{i,h}\}$  at the  $2^{\omega_k(|\mathcal{N}_k|-1)}$  points  $\{\hat{z}_{i,h}\}$ . From (39) and (41):

$$\begin{aligned} F_{\mathbf{y},h}(y - \epsilon_{k,h}) &= \int_{-\infty}^{\infty} F_{\mathbf{z},h}(\xi) f_{\mathbf{u},h}(y - \epsilon_{k,h} - \xi) d\xi \\ &= \int_{-\infty}^{\infty} F_{\mathbf{z},h}(\xi - \epsilon_{k,h}) f_{\mathbf{u},h}(y - \xi) d\xi \\ &\leq \int_{-\infty}^{\infty} \hat{F}_{\mathbf{z},h}(\xi) f_{\mathbf{u},h}(y - \xi) d\xi = \sum_i \hat{\nu}_{i,h} F_{\mathbf{u},h}(y - \hat{z}_{i,h}) \\ &\leq \int_{-\infty}^{\infty} F_{\mathbf{z},h}(\xi) f_{\mathbf{u},h}(y - \xi) d\xi = F_{\mathbf{y},h}(y). \end{aligned} \quad (42)$$

This proves that

$$F_{\mathbf{y},h}(y) \approx \sum_{i=1}^{2^{\omega_k(|\mathcal{N}_k|-1)}} \hat{\nu}_{i,h} F_{\mathbf{u},h}(y - \hat{z}_{i,h}) \quad (43)$$

provided that

$$\int_{-\infty}^{\infty} F_{\mathbf{z},h}(\xi) f_{\mathbf{u},h}(y - \epsilon_{k,h} - \xi) d\xi \approx \int_{-\infty}^{\infty} F_{\mathbf{z},h}(\xi) f_{\mathbf{u},h}(y - \xi) d\xi, \quad (44)$$

which is true when  $f_{\mathbf{u},h}(y)$  is sufficiently smooth over intervals of length  $\epsilon_{k,h}$ . The value of  $\epsilon_{k,h}$  will be chosen just to ensure this condition, see Sec. V.

The final approximation of the steady-state variable  $\mathbf{y}_k(\infty)$  is obtained from (43) after manipulating the random variable  $\hat{\mathbf{z}}_k^*$  as detailed in Secs. IV-B1, IV-B2, and IV-B3, which reduces its cardinality from  $2^{\omega_k(|\mathcal{N}_k|-1)}$  to the much smaller value  $L$ . This yields

$$F_{\mathbf{y},h}(y) \approx \sum_{i=1}^L \nu_{i,h} F_{\mathbf{u},h}(y - z_{i,h}), \quad y \in \mathbb{R}, \quad (45)$$

where  $\{\nu_{i,h}\}$  and  $\{z_{i,h}\}$  are defined in (37) and the sum involves  $L \ll 2^{\omega_k(|\mathcal{N}_k|-1)}$  terms. Our final approximation (45) is only semi-analytical, in the sense that we have an analytical expression for  $F_{\mathbf{u},h}(u)$  but this expression involves the truncation of series to finite sums, see (23). Similarly, after analytical derivations, computing the sequences  $\{\nu_{i,h}\}$  and  $\{z_{i,h}\}$  requires numerical convolutions (over discrete, low-cardinality, sets). In both cases, the numerical procedures are very simple.

The approximation developed so far allows us to compute the distribution  $F_{\mathbf{y},h}(y)$  of the steady-state statistic  $\mathbf{y}_k(\infty)$  for most values of  $\mu$  and  $a_k$  of interest. Only when  $\eta_k$  is very close to unity the described procedure may become problematic if  $\omega_k$  is excessively large, see (36). Recall that  $\eta_k \approx 1$  when  $\mu \ll 1$  and  $a_k \approx 1$ . The former condition is typical of the slow-adaptation regime usually imposed to adaptive systems. On the other hand, the condition  $a_k \approx 1$  represents a limiting regime in which the interactions among nodes are reduced to the minimum, and should be therefore considered an extreme operative modality for the adaptive system. In the next section we explore this operational modality by studying the case  $\eta_k \rightarrow 1$ .

#### D. Asymptotic Normality

Ignoring the transient term, the random process  $\mathbf{y}_k(n)$  in (13) can be expressed as the sequence of partial sums

$$\mathbf{y}_k(n) = \sum_{i=1}^n \mathbf{w}_k(n, i) \quad (46)$$

of a *triangular array*  $\{\mathbf{w}_k(n, i)\}$ , with  $i \leq n$ , and  $n = 1, 2, \dots$ , where

$$\mathbf{w}_k(n, i) \triangleq \eta_k^{i-1} \left[ \mu a_k \mathbf{x}_k(n - i + 1) + \sum_{\ell=1}^S c_{k\ell} \tilde{\mathbf{x}}_\ell(n - i + 1) \right]. \quad (47)$$

Clearly, it holds that:

$$\mathbb{E}_h[\mathbf{w}_k(n, i)] = \eta_k^{i-1} [\mu a_k \mathbb{E}_h \mathbf{x} + (1 - a_k) \mathbb{E}_h \tilde{\mathbf{x}}], \quad (48)$$

$$\mathbb{V}_h[\mathbf{w}_k(n, i)] = \eta_k^{2(i-1)} \left( \mu^2 a_k^2 \mathbb{V}_h \mathbf{x} + \mathbb{V}_h \tilde{\mathbf{x}} \sum_{\ell \neq k} a_{k\ell}^2 \right), \quad (49)$$

where (49) follows by using  $c_{kk} = 0$  in (47) — see (10). It is worth noting that the two sequences  $\mathbb{E}_h[\mathbf{w}_k(n, i)]$  and  $\mathbb{V}_h[\mathbf{w}_k(n, i)]$  do not depend on the index  $n$ : they are standard sequences, not arrays [the same is true for any moment of  $\mathbf{w}_k(n, i)$ , because the  $\mathbf{x}$  are i.i.d.]. From (48) and (49):

$$\begin{aligned} m_{k,h}(n) &\triangleq \mathbb{E}_h[\mathbf{y}_k(n)] = \sum_{i=1}^n \mathbb{E}_h[\mathbf{w}_k(n, i)] \\ &= \frac{1 - \eta_k^n}{1 - \eta_k} [\mu a_k \mathbb{E}_h \mathbf{x} + (1 - a_k) \mathbb{E}_h \tilde{\mathbf{x}}], \end{aligned} \quad (50)$$

$$\begin{aligned} s_{k,h}^2(n) &\triangleq \mathbb{V}_h[\mathbf{y}_k(n)] = \sum_{i=1}^n \mathbb{V}_h[\mathbf{w}_k(n, i)] \\ &= \left( \mu^2 a_k^2 \mathbb{V}_h \mathbf{x} + \mathbb{V}_h \tilde{\mathbf{x}} \sum_{\ell \neq k} a_{k\ell}^2 \right) \frac{1 - \eta_k^{2n}}{1 - \eta_k^2}. \end{aligned} \quad (51)$$

The network topology plays its role in  $m_{k,h}(n)$  and  $s_{k,h}^2(n)$  through the quantities  $S$ ,  $\{a_k\}_{k=1}^S$ , and  $\sum_{\ell \neq k} a_{k\ell}^2$ . As to the latter, we have

$$\frac{(1 - a_k)^2}{S - 1} \leq \sum_{\ell \neq k} a_{k\ell}^2 \leq (1 - a_k). \quad (52)$$

To prove (52), note that  $a_k \leq 1$  implies  $\sum_{\ell \neq k} a_{k\ell}^2 \leq \sum_{\ell \neq k} a_{k\ell} = (1 - a_k)$ , and the upper bound follows. The lower bound can be derived by applying the Cauchy-Schwarz inequality to the sequence  $\{a_{k\ell}\}$  and to the constant sequence of all ones, which yields  $(\sum_{\ell \neq k} a_{k\ell})^2 \leq (S - 1) \sum_{\ell \neq k} a_{k\ell}^2$ . Of special interest is the situation in which all the neighbors of a given node are equally *reliable*, and there is no reason to assign different weights to different neighbors. In this case it makes sense to

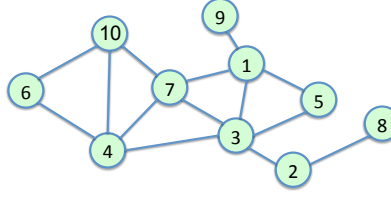


Fig. 2. Topology of the network used in the computer experiments.

impose that the off-diagonal entries on each row of matrix  $A$  are equal. Then, the lower bound  $\sum_{\ell \neq k} a_{k\ell}^2 = \frac{(1-a_k)^2}{S-1}$  in (52) is achieved, and the only topological parameters are the number of nodes  $S$  and the self-combination coefficients  $a_k$ . In this case, the variance  $s_{k,h}^2(n)$  attains its minimum value over all the choices of  $A$ , under both hypotheses.

The limiting quantities  $m_{k,h}(\infty) \triangleq \lim_{n \rightarrow \infty} m_{k,h}(n)$  and  $s_{k,h}^2(\infty) \triangleq \lim_{n \rightarrow \infty} s_{k,h}^2(n)$  are immediately obtained from (50) and (51) by noting that  $\lim_{n \rightarrow \infty} \eta_k^n = 0$ , and we have the following result.

**Theorem 2 (Asymptotic normality):** *Suppose that there exists  $\beta > 0$  such that  $\mathbb{E}|\mathbf{x}|^{2+\beta} < \infty$ . Then, under hypothesis  $\mathcal{H}_h$ ,  $h = 0, 1$ , the following convergence in distribution holds:*

$$\frac{\mathbf{y}_k(\infty) - m_{k,h}(\infty)}{s_{k,h}(\infty)} \xrightarrow[\eta_k \rightarrow 1]{d} \mathcal{N}(0, 1), \quad (53)$$

where  $\mathcal{N}(0, 1)$  denotes a standard Gaussian distribution.

**Proof.** The result essentially follows from the CLT for triangular arrays under the Lyapunov condition, see e.g., [57, Th. 27.3]. One key modification in the argument is that the limit involves also the continuous parameter  $\eta_k$ . The detailed proof is given in Appendices B and C.  $\square$

It is worth noting that  $\mu \rightarrow 0$  is not sufficient to ensure the asymptotic normality of (a normalized version of)  $\mathbf{y}_k(\infty)$ . Technically, the reason is that the Lyapunov condition (C.1) in Appendix C does not hold if one replaces the limit  $\eta_k \rightarrow 1$  with the limit  $\mu \rightarrow 0$  — see the arguments at the end of Appendix C. The discussion below elaborates on this issue from a more intuitive perspective.

There are several substantial differences between the classical diffusion scheme (1a)-(1b) studied in [40], [41], and the version (9a)-(9b) proposed here for one-bit messaging. One critical difference is just the regime in which the steady-state statistic is normally distributed. For (1a)-(1b), the steady-state statistic is the rightmost sum in (4). From that expression we see that the step size  $\mu$  appears as a common factor for the  $n$  elements of the sum. For  $n \rightarrow \infty$ , this implies that the steady-state statistic is the sum of infinitely many infinitesimal contributions, provided that  $\mu \rightarrow 0$ . The CLT applies just to that kind of situations where a large number of independent contributions are added together and none of them dominates the other terms, namely the individual variances of the components are small in comparison to their sum.

Contrast this situation with the case of one-bit messaging in (11). When  $n \rightarrow \infty$ , the infinite sum appearing in the second line of equation (11) consists of infinitesimal contributions when  $\mu \rightarrow 0$ . However, this is not the case for the infinite sum appearing in the third line of (11), which takes into account the decisions of neighboring nodes. In order to invoke the CLT, we must impose that the contributions of this latter infinite sum become vanishing, and this requires  $c_{k\ell} \rightarrow 0$ , for all  $k$  and  $\ell$ , which can be obtained by  $a_k \rightarrow 1$ . As a matter of fact, in (1a)-(1b) making the step size vanishing ensures the Gaussianity of the statistic, while in (9a)-(9b) we need  $\eta_k = (1 - \mu)a_k \rightarrow 1$ , i.e., we need a vanishing step size and a combination matrix  $A$  with highly dominant diagonal entries.

So far, we have derived the approximate CDF  $F_{\mathbf{y},h}(y)$ ,  $y \in \mathbb{R}$ , of the steady-state status  $y_k(\infty)$  of node  $k = 1, \dots, S$ , under both hypotheses  $\mathcal{H}_0$  and  $\mathcal{H}_1$ . This has been done for general values of the parameters  $\mu$  and  $a_k$  in the previous subsections, and for the case  $\eta_k \rightarrow 1$  in the present subsection. In the next section we first check the accuracy of these approximate distributions by comparing them with the result of computer experiments, and then we exploit these CDFs to investigate the detection properties of the network, which is our final goal.

## V. COMPUTER EXPERIMENTS

To illustrate the practical relevance of the theory developed in the previous section, we now report the results of computer experiments designed to simulate the network evolution. The numerical procedure is as follows. For a given network topology, at each time instant  $i = 1, \dots, n$ , the observations  $\mathbf{x}_k(i)$  are simulated for all nodes  $k = 1, \dots, S$ , and the update rule (9a)-(9b) is implemented. This is made for both hypotheses  $\mathcal{H}_0$  and  $\mathcal{H}_1$ , and the resulting status  $\mathbf{y}_k(n)$  is stored. The value of  $n$  is large enough to make negligible the transient part of (13), and to make  $\mathbf{y}_k(n)$  a good approximation for  $\mathbf{y}_k(\infty)$ . The computation is repeated many times according to the Monte Carlo principle, thus obtaining the empirical distribution of  $\mathbf{y}_k(\infty)$  under  $\mathcal{H}_0$  and under  $\mathcal{H}_1$ . These empirical CDFs are then compared with the theoretical CDFs obtained in the previous sections.

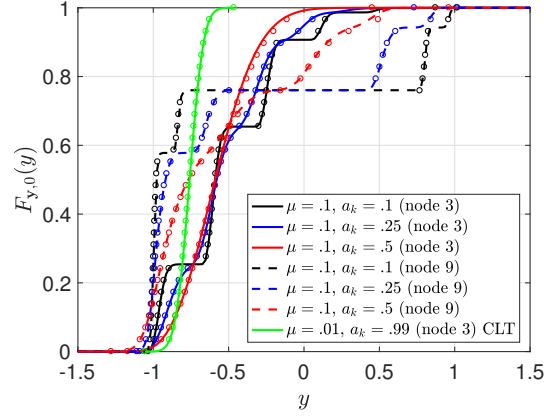


Fig. 3. Gaussian example under hypothesis  $\mathcal{H}_0$ , with  $\rho = 1$ . It is shown the CDF  $F_{\mathbf{y},0}(y)$  of the steady-state variable  $\mathbf{y}_k(\infty)$  for node  $k = 3$  (solid curves) and  $k = 9$  (dashed), obtained by the approximations developed in this paper. The symbols “o” show the results of computer experiments.

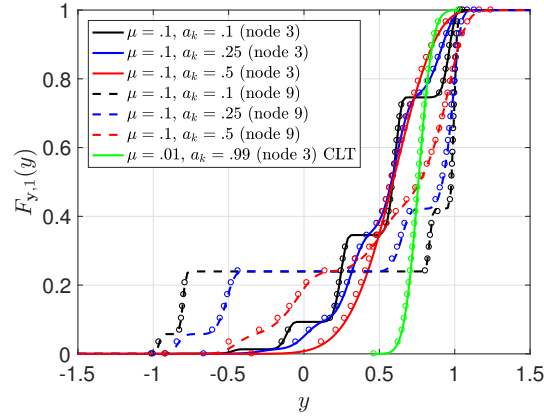


Fig. 4. Gaussian example under hypothesis  $\mathcal{H}_1$ , with  $\rho = 1$ . It is shown the CDF  $F_{\mathbf{y},1}(y)$  of the steady-state variable  $\mathbf{y}_k(\infty)$  for node  $k = 3$  (solid curves) and  $k = 9$  (dashed), obtained by the approximations developed in this paper. The symbols “o” show the results of computer experiments.

In all the computer experiments that follow, we consider the network made of  $S = 10$  nodes depicted in Fig. 2 (this is the same network considered in [40]), and we refer to the right-stochastic combination matrix  $A$  with entries:

$$a_{k\ell} = \begin{cases} a_k, & \ell = k, \\ \frac{1-a_k}{|\mathcal{N}_k|-1}, & \ell \neq k \text{ are neighbors,} \\ 0, & \text{otherwise,} \end{cases} \quad (54)$$

where  $\mathcal{N}_k$  is the set of neighbors of node  $k$ , including  $k$  itself. In addition, to simplify the presentation of the results, we also assume that the self-combination coefficients  $a_k$  are all equal. The number of Monte Carlo trials for obtaining each point of the empirical CDFs is  $10^4$ , and the number of iterations is  $n = 100$ , if not specified otherwise.

#### A. Gaussian Observations

Let  $\mathbf{r} \sim \mathcal{N}(a, b)$  denote that the random variable  $\mathbf{r}$  is normally distributed with mean  $a$  and variance  $b$ . Suppose that the i.i.d. observations are so distributed:  $\mathbf{r} \sim \mathcal{N}(0, b)$  under  $\mathcal{H}_0$ , and  $\mathbf{r} \sim \mathcal{N}(a, b)$  under  $\mathcal{H}_1$ , with  $a, b > 0$ . Suppose also that the nodes compute the log-likelihoods of these observations, according to (6), and the local threshold is  $\gamma_{\text{loc}} = 0$ , see (8). Straightforward computation shows that the log-likelihoods are normally distributed, as follows:

$$\mathbf{x} \stackrel{\mathcal{H}_0}{\sim} \mathcal{N}(-\rho, 2\rho), \quad \mathbf{x} \stackrel{\mathcal{H}_1}{\sim} \mathcal{N}(\rho, 2\rho), \quad (55)$$

where  $\rho = a^2/2b$  is the Kullback-Leibler divergence from  $\mathcal{H}_0$  to  $\mathcal{H}_1$  (or vice versa: in this case the divergence is symmetric) [58].

Figure 3 shows the CDF of  $\mathbf{y}_k(\infty)$  under  $\mathcal{H}_0$ , for the highly-connected node  $k = 3$  with 5 neighbors, and for the weakly connected node  $k = 9$  with only one neighbor. In the figure we set  $\rho = 1$ ,  $\mu = 0.1$ , and consider three different values of  $a_k = 0.1, 0.25, 0.5$ . The curves represent the theoretical CDFs corresponding to the second-order approximation, with solid lines for  $k = 3$ , and dashed lines for  $k = 9$ . The symbol “o” denotes values obtained by the computer experiments. The curve in green, which refers to  $\mu = 0.01$  and  $a_k = 0.99$ , shows the normal distribution predicted by Theorem 2 compared to computer simulations. In this case, 100 iterations are not sufficient to reach the steady-state, and we use  $n = 1000$ .

Figure 4 addresses the same analysis under  $\mathcal{H}_1$ . It is worth mentioning that, under both hypotheses, the theoretical CDFs computed by the approximations developed in the previous section perfectly match the simulation points.

In the present example, from the remark following Theorem 1, we know that

$$\mathbf{u}_k(\infty) \sim \mathcal{N}\left(\frac{a_k \mu}{1 - \eta_k} \mathbb{E}_h \mathbf{x}, \frac{a_k^2 \mu^2}{1 - \eta_k^2} \mathbb{V}_h \mathbf{x}\right), \quad (56)$$

and therefore the distribution of  $\mathbf{u}_k(\infty)$  is known without any approximation. The accuracy of the theoretical curves shown in Figs. 3 and 4 means that the (second-order) approximation developed in Sec. IV-B for the discrete component  $\mathbf{z}_k(\infty)$  is accurate. Note that with  $\rho = 1$  we have  $p_d = (1 - p_f) \approx 0.76$ , implying that the approximation for the discrete component works quite well already for values of  $p_d$  and  $(1 - p_f)$  only moderately close to unity.

As stated below Eq. (44), to compute the theoretical approximation of  $F_{y,h}(y)$  we need to set the value of  $\epsilon_{k,h}$  appearing in condition (35). Since the PDF of  $\mathbf{u}_k(\infty)$  is Gaussian, a meaningful index of its variability is the standard deviation. Thus, a reasonable choice for  $\epsilon_{k,h}$  is  $\epsilon_{k,h} = 10^{-1} \sqrt{\mathbb{V}_h[\mathbf{u}_k(\infty)]}$ , which is used in all the experiments.

It is worth stressing that the distribution of the steady-state variable  $\mathbf{y}_k(\infty)$  is, in general, far from being a Gaussian-shaped function. Due to the structure of Eq. (45), the CDF of  $\mathbf{y}_k(\infty)$  exhibits Gaussian-like increasing regions interleaved by regions where the CDF is constant. When  $a_k$  gets large, however, the relative weight of the discrete component  $\mathbf{z}_k(\infty)$  decreases, and the distribution of the  $\mathbf{y}_k(\infty)$  tends to approach the Gaussian distribution of the continuous component  $\mathbf{u}_k(\infty)$ . The curves shown in Figs. 3 and 4 confirm this behavior.

### B. Exponential Observations

Let  $\mathbf{r} \sim \mathcal{E}(\lambda)$  denote an exponential random variable of parameter  $\lambda$ , with PDF  $f(r) = \lambda \exp(-\lambda r)$ , for  $r \geq 0$ . Suppose that the i.i.d. observations at the various nodes are so distributed:  $\mathbf{r} \sim \mathcal{E}(\lambda_0)$  under  $\mathcal{H}_0$ , and  $\mathbf{r} \sim \mathcal{E}(\lambda_1)$  under  $\mathcal{H}_1$ , with  $0 < \lambda_1 < \lambda_0$ . Assume also that the marginal statistics of the nodes are the log-likelihoods and that  $\gamma_{\text{loc}} = 0$ , see (6) and (8). Straightforward algebra shows that  $\mathbf{x} = (\lambda_0 - \lambda_1)\mathbf{r} - \log(\lambda_0/\lambda_1)$ .

It is convenient to introduce the normalized parameter  $\lambda_e \triangleq \lambda_0/\lambda_1 > 1$ . Under  $\mathcal{H}_0$ , the PDF of  $\mathbf{x}$  is

$$f_{\mathbf{x},0}(x) = \begin{cases} \frac{\lambda_e}{\lambda_e - 1} e^{-\frac{\lambda_e}{\lambda_e - 1}(x + \log \lambda_e)}, & x \geq -\log \lambda_e, \\ 0, & \text{otherwise.} \end{cases} \quad (57)$$

The mean and the variance of  $\mathbf{x}$  are  $\mathbb{E}_0 \mathbf{x} = 1 - \lambda_e^{-1} - \log \lambda_e$ , and  $\mathbb{V}_0 \mathbf{x} = (1 - \lambda_e^{-1})^2$ , while the log-characteristic function, see (19), is

$$\Phi_{\mathbf{x},0}(t) = \log \frac{\lambda_e^{1-jt}}{\lambda_e - j t (\lambda_e - 1)}. \quad (58)$$

This function admits the series expansion  $\Phi_{\mathbf{x},0}(t) = \sum_{n=1}^{\infty} \varphi_{n,0} t^n$ , with coefficients

$$\varphi_{n,0} = \begin{cases} (1 - \lambda_e^{-1} - \log \lambda_e) j, & n = 1, \\ \frac{1}{n} [(1 - \lambda_e^{-1}) j]^n, & n > 1, \end{cases} \quad (59)$$

and radius of convergence  $\tau_{\mathbf{x},0} = \frac{\lambda_e}{\lambda_e - 1}$ .

Using (58)-(59) in (23) gives the CDF  $F_{\mathbf{u},0}(u)$ ,  $u \in \mathbb{R}$ , of the continuous component  $\mathbf{u}_k(\infty)$ , which according to (45) can be used in combination with the second-order approximation developed for  $\mathbf{z}_k(\infty)$  in Sec. IV-B, to yield the CDF  $F_{\mathbf{y},0}(y)$ ,  $y \in \mathbb{R}$ , of the steady-state variable  $\mathbf{y}_k(\infty)$ .

Actually, to get the approximate CDF  $F_{\mathbf{u},0}(u)$  and the final  $F_{\mathbf{y},0}(y)$  we need to set the values of  $\bar{n}$ ,  $\bar{m}$  [see (23)], and  $\epsilon_{k,h}$  [see condition (35)]. The choice of the first two parameters is discussed in Appendix D. As to  $\epsilon_{k,h}$ , since the PDF of  $\mathbf{u}_k(\infty)$  is unimodal and smooth, a reasonable choice is  $\epsilon_{k,h} = 10^{-1} \sqrt{\mathbb{V}_h[\mathbf{u}_k(\infty)]}$ , as done in the Gaussian case.

Consider now hypothesis  $\mathcal{H}_1$ . In this case the PDF of  $\mathbf{x}$  is

$$f_{\mathbf{x},1}(x) = \begin{cases} \frac{1}{\lambda_e - 1} e^{-\frac{1}{\lambda_e - 1}(x + \log \lambda_e)}, & x \geq -\log \lambda_e, \\ 0, & \text{otherwise.} \end{cases} \quad (60)$$

The mean and the variance of this random variable are  $\mathbb{E}_1 \mathbf{x} = \lambda_e - 1 - \log \lambda_e$ , and  $\mathbb{V}_1 \mathbf{x} = 5 - 2\lambda_e + \lambda_e^2$ . The log-characteristic function corresponding to PDF (60) can be easily computed, yielding:<sup>3</sup>

$$\Phi_{\mathbf{x},1}(t) = \log \frac{\lambda_e^{-jt}}{1 - jt(\lambda_e - 1)}, \quad (61)$$

<sup>3</sup>Alternatively, a known property of the log-likelihood can be exploited [67, Eq. (90), p. 44]: For  $x \in \mathbb{R}$ , let  $f_{\mathbf{x},h}(x)$ , be the probability density functions of the log-likelihood  $\mathbf{x}$ . Then, one gets  $f_{\mathbf{x},1}(x) = f_{\mathbf{x},0}(x)e^x$ , which in terms of log-characteristic functions becomes  $\Phi_{\mathbf{x},1}(t) = \Phi_{\mathbf{x},0}(t - j)$ .

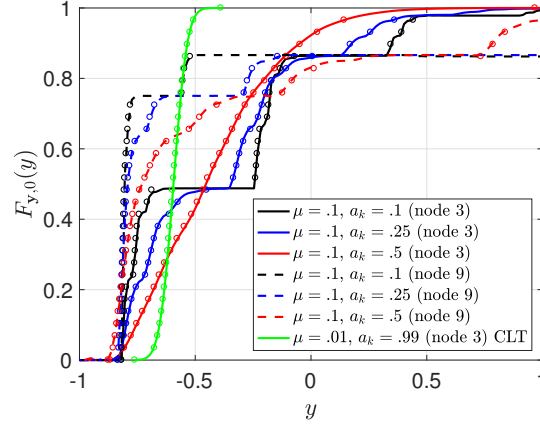


Fig. 5. Exponential example under hypothesis  $\mathcal{H}_0$ , with  $\lambda_e = 5$ . It is shown the CDF  $F_{y,0}(y)$  of the steady-state variable  $\mathbf{y}_k(\infty)$  for node  $k = 3$  (solid curves) and  $k = 9$  (dashed), obtained by the approximations developed in this paper. The symbols “o” show the results of computer experiments.

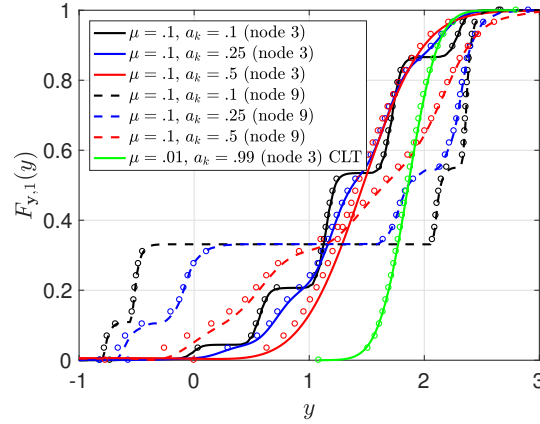


Fig. 6. Exponential example under hypothesis  $\mathcal{H}_1$ , with  $\lambda_e = 5$ . It is shown the CDF  $F_{y,1}(y)$  of the steady-state variable  $\mathbf{y}_k(\infty)$  for node  $k = 3$  (solid curves) and  $k = 9$  (dashed), obtained by the approximations developed in this paper. The symbols “o” show the results of computer experiments.

which again admits a series expansion in the form  $\Phi_{x,1}(t) = \sum_{i=1}^{\infty} \varphi_{n,1} t^n$ , with coefficients

$$\varphi_{n,1} = \begin{cases} (\lambda_e - 1 - \log \lambda_e) j, & n = 1, \\ \frac{1}{n} [(\lambda_e - 1) j]^n, & n > 1, \end{cases} \quad (62)$$

and radius of convergence  $\tau_{x,1} = \frac{1}{\lambda_e - 1}$ . As before, exploiting these formulas in Theorem 1 gives the desired CDF  $F_{u,1}(u)$  of the steady-state continuous component  $\mathbf{u}_k(\infty)$ , which combined as shown in (45) with the approximation developed for  $\mathbf{z}_k(\infty)$ , yields the CDF  $F_{y,1}(y)$ .

The theoretical CDFs  $F_{y,0}(y)$  and  $F_{y,1}(y)$  are compared to the results of Monte Carlo experiments in Figs. 5 and 6. Figure 5 shows the CDF of  $\mathbf{y}_k(\infty)$  under  $\mathcal{H}_0$ , for the highly-connected node  $k = 3$  with 5 neighbors, and for the weakly connected node  $k = 9$  with only one neighbor. In these experiments we set  $\lambda_e = 5$ , yielding  $(1 - p_f) \approx 0.87$ ,  $\mu = 0.1$ , and consider three different values of  $a_k = 0.1, 0.25, 0.5$ . The curves represent the theoretical CDFs, with solid lines for  $k = 3$ , and dashed lines for  $k = 9$ . The symbol “o” denotes values obtained by the computer experiments. The prescriptions of Theorem 2 are confirmed by the curve in green, which refers to  $\mu = 0.01$  and  $a_k = 0.99$ , and by the correspondent simulation points obtained with  $n = 1000$  iterations. The matching between theory and simulation points is practically perfect.

The same comparison between theoretical predictions and results of computer experiments is conducted under  $\mathcal{H}_1$ , in which case  $p_d \approx 0.67$ . The results are reported in Fig. 6. Again, we see that the matching between theory and simulation is very satisfying.

### C. Detection Performance

Consider the statistical test (5) at steady-state. We define the system-level false alarm probability of node  $k$  as  $P_f \triangleq \mathbb{P}_0(\mathbf{y}_k(\infty) > \gamma) = 1 - F_{y,0}(\gamma)$ , and the system-level detection probability of node  $k$  as  $P_d \triangleq \mathbb{P}_1(\mathbf{y}_k(\infty) > \gamma) = 1 - F_{y,1}(\gamma)$ . The quantities  $P_f$  and  $P_d$  depend on the node index  $k$  and on the threshold  $\gamma \in \mathbb{R}$ , but for notational convenience these dependencies are not made explicit. The function relating  $P_d$  to  $P_f$  can be obtained by varying  $\gamma$ , and is usually referred to as

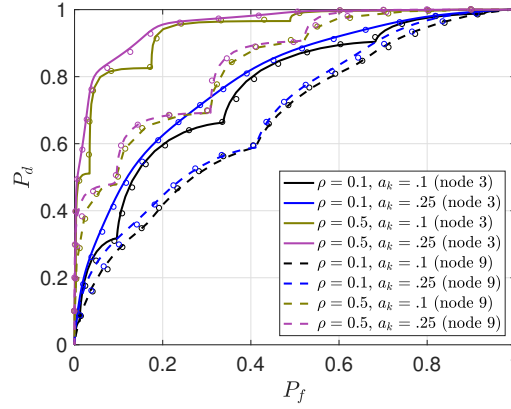


Fig. 7. ROCs of agents  $k = 3$  and  $k = 9$  for the Gaussian example of Sec.V-A, with  $\mu = 0.1$  and different combinations of  $\rho$  and  $a_k$ . Solid and dashed curves refer to the theoretical expressions derived in Sec. IV while the small circles denote simulation points.

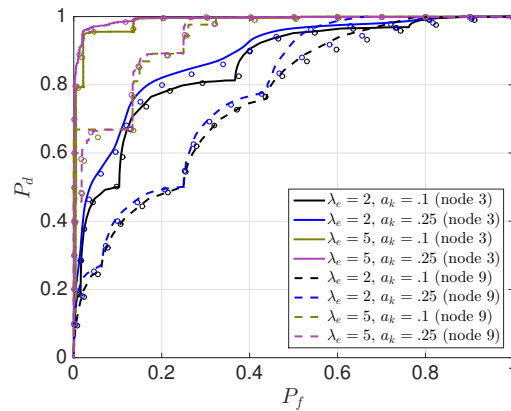


Fig. 8. ROCs of agents  $k = 3$  and  $k = 9$  for the exponential example of Sec. V-B, with  $\mu = 0.1$  and different combinations of  $\lambda_e$  and  $a_k$ . Solid and dashed curves refer to the theoretical expressions derived in Sec. IV while the small circles denote simulation points.

the ROC (receiver operating characteristic) [67]. By exploiting the theoretical CDFs  $F_{\mathbf{y},h}(\gamma)$  obtained in this paper, we derive the ROCs of the diffusion network under one-bit messaging, examples of which are shown in Figs. 7 and 8 for the Gaussian and for the exponential cases, respectively.

Consider first the Gaussian case in Fig. 7, and let us focus on node  $k = 3$  (solid curves) and  $\rho = 0.1$ . We see that the ROC curve is rather nontrivial when  $a_k = 0.1$ , and tends to be smoother, closer to a concave curve, and closer to the ideal curve ( $P_d = 1$  for all  $P_f > 0$ ) for  $a_k = 0.25$ . For small values of  $a_k$  much credit is given to information coming from the neighbor nodes. Since the information coming from the neighbor agents is in the form of *marginal* decisions, the irregular shape of the ROCs can be explained by the stronger effect of the discrete component with respect to the continuous one. Recall that the smaller  $a_k$  is, the better the adaptive properties of the system become. Thus, the improved detection performance obtained when  $a_k$  grows is paid in terms of a slower adaptivity to changes in the state of nature, which is a manifestation of an inherent system trade-off. The same behavior is observed for  $\rho = 0.5$ . Clearly, the larger  $\rho$  is, the larger the detection performance becomes and indeed the ROC curves for  $\rho = 0.5$  stand above the curves for  $\rho = 0.1$ .

Consider next the ROC curves of the less-connected node  $k = 9$  (dashed lines). These curves show the same qualitative behavior as node 3. However, the lower connectivity of node 9 is paid in terms of a worse detection performance, which shows the effect of the network topology and the benefit of a stronger system connectivity.

It is worth noting from Fig. 7 that the simulation points closely fit the theoretical curves, and some discrepancy can be only observed for node  $k = 9$  at small  $\rho$  and large  $a_k$ . In general, the accuracy of the theoretical predictions improves with a larger number of agent neighbors, larger values of  $\rho$ , and smaller values of  $a_k$ .

The same analysis conducted for the Gaussian example is repeated in Fig. 8 for the exponential example of Sec. V-B, and similar considerations apply.

## VI. SUMMARY & FUTURE WORK

Inter-agent communication constraints is an important aspect of multi-agent systems for on-line adaptation and learning. In this work we consider a suitably modified version of the classical ATC diffusion rule, under the constraint that the inter-agent



links support only one-bit messages. For the proposed one-bit messaging network, a careful investigation of the steady-state distribution of the agents' state is carried on, and the resulting performance curves reveal sophisticated/nontrivial behavior which is predicted well by the derived theoretical expressions.

The results provided in this paper can be exploited for the design and analysis of more complex decision systems. Examples of these possible future extensions include the analysis of networks where the messages can be delivered to farther agents by multi-hop communications, managing the trade-off between the number of delivered bits per link usage and the number of channel accesses, and addressing more advanced hypothesis testing problems (composite hypotheses, sequential detection, robust techniques). Incorporating security issues is another important direction for future studies such as addressing the presence of adversary agents (e.g., Byzantine sensors [68]) that conspire for impairing the network by delivering malicious messages.

## APPENDIX A PROOF OF THEOREM 1

Consider Eq. (15). Before letting  $n \rightarrow \infty$ , the following equality in distribution holds

$$\sum_{i=1}^n \eta_k^{i-1} \mathbf{x}_k(n-i+1) \stackrel{d}{=} \sum_{i=1}^n \eta_k^{i-1} \mathbf{x}_k(i). \quad (\text{A.1})$$

Recalling from (12) that  $\eta_k \in (0, 1)$ , we have  $\mathbb{E}_h[\sum_{i=1}^n \eta_k^{i-1} \mathbf{x}_k(i)] \rightarrow \mathbb{E}_h \mathbf{x} / (1 - \eta_k)$ , for  $n \rightarrow \infty$ . Thus, if the sum  $\sum_{i=1}^n \eta_k^{i-1} (\mathbf{x}_k(i) - \mathbb{E}_h \mathbf{x})$  of zero-mean independent variables converges with probability one, so does the right-hand side of (A.1) for the linearity of the almost everywhere limit [69].

The sum of zero-mean independent random variables converges either with probability one or with probability zero and, in fact, it converges with probability one if the sum of the variances converges [57, Th. 22.6]. In our case  $\lim_{n \rightarrow \infty} \sum_{i=1}^n \mathbb{V}_h[\eta_k^{i-1} (\mathbf{x}_k(i) - \mathbb{E}_h \mathbf{x})] = \mathbb{V}_h \mathbf{x} / (1 - \eta_k^2) < \infty$ , and this proves the convergence with probability one of  $\sum_{i=1}^n \eta_k^{i-1} \mathbf{x}_k(i)$  to the random variable  $\mathbf{w}_k^*$ , defined in (15). Convergence with probability one implies convergence in distribution [69] and, again from (15), this shows that  $\sum_{i=1}^n \eta_k^{i-1} \mathbf{x}_k(n-i+1)$ , hence  $\mathbf{u}_k(n)$ , converges in distribution.

To prove (21), suppose that (20) holds. The series on the right-hand side of (20) converges absolutely and uniformly for  $|t| < \tau_{\mathbf{x},h}$  [70, Th. 93] [71, 10.5, p. 198]. A necessary and sufficient condition for the absolute and uniform convergence in the interval  $|t| < \tau_{\mathbf{x},h}$  of this series, is that its coefficients  $\{\varphi_{n,h}\}$  satisfy  $\limsup_{n \rightarrow \infty} |\varphi_{n,h}|^{\frac{1}{n}} = \tau_{\mathbf{x},h}^{-1}$ , see e.g., [70, Th. 94]. The quantity  $\tau_{\mathbf{x},h}^{-1}$  is interpreted as 0 when  $\tau_{\mathbf{x},h} = \infty$ . For all  $0 < \eta_k < 1$  we have  $\lim_{n \rightarrow \infty} (1 - \eta_k^n)^{-\frac{1}{n}} = 1$ , yielding  $\limsup_{n \rightarrow \infty} \left| \frac{\varphi_{n,h}}{1 - \eta_k^n} \right|^{\frac{1}{n}} = \tau_{\mathbf{x},h}^{-1}$ . Thus, the radius of convergence of the series

$$\sum_{n=1}^{\infty} \frac{\varphi_{n,h}}{1 - \eta_k^n} t^n \quad (\text{A.2})$$

is  $\tau_{\mathbf{x},h}$ , namely, (A.2) converges absolutely and uniformly for  $|t| < \tau_{\mathbf{x},h}$ .

To show that the series (A.2) represents the log-characteristic function of  $\mathbf{w}_k^*$ , note that, from (17),

$$\begin{aligned} \Phi_{\mathbf{w},h}(t) &= \log \mathbb{E}_h e^{j t \mathbf{w}_k^*} = \log \mathbb{E}_h e^{j t (\eta_k \mathbf{w}_k^* + \mathbf{x})} \\ &= \log \mathbb{E}_h e^{j t \eta_k \mathbf{w}_k^*} + \log \mathbb{E}_h e^{j t \mathbf{x}}. \end{aligned} \quad (\text{A.3})$$

Therefore, for all  $t \in \Re$ , the following linear functional equation in the unknown  $\Phi_{\mathbf{w},h}(t)$  holds:

$$\Phi_{\mathbf{w},h}(t) - \Phi_{\mathbf{w},h}(\eta_k t) = \Phi_{\mathbf{x},h}(t). \quad (\text{A.4})$$

We now substitute the function  $\Phi_{\mathbf{w},h}(t)$  appearing in (A.4) by the power series (A.2). Before, note that:

$$\lim_{n \rightarrow \infty} \left| \frac{\eta_k^n}{1 - \eta_k^n} \right|^{\frac{1}{n}} = \eta_k \Rightarrow \limsup_{n \rightarrow \infty} \left| \frac{\eta_k^n \varphi_{n,h}}{1 - \eta_k^n} \right|^{\frac{1}{n}} = \frac{\eta_k}{\tau_{\mathbf{x},h}}, \quad (\text{A.5})$$

which shows that the radius of convergence of  $\sum_{n=1}^{\infty} \frac{\varphi_{n,h}}{1 - \eta_k^n} \eta_k^n t^n$  is  $\frac{\tau_{\mathbf{x},h}}{\eta_k} > \tau_{\mathbf{x},h}$ . Since absolutely convergent power series can be added term by term [70, Th. 3, p. 134], using (A.2) in place of  $\Phi_{\mathbf{w},h}(t)$ , from (A.4) one gets:

$$\begin{aligned} \sum_{n=1}^{\infty} \frac{\varphi_{n,h}}{1 - \eta_k^n} t^n - \sum_{n=1}^{\infty} \frac{\varphi_{n,h}}{1 - \eta_k^n} \eta_k^n t^n &= \sum_{n=1}^{\infty} \frac{\varphi_{n,h}}{1 - \eta_k^n} (1 - \eta_k^n) t^n \\ &= \sum_{n=1}^{\infty} \varphi_{n,h} t^n = \Phi_{\mathbf{x},h}(t), \quad |t| < \tau_{\mathbf{x},h}, \end{aligned} \quad (\text{A.6})$$

which shows that (A.4) is verified in the interval  $|t| < \tau_{\mathbf{x},h}$ , thus proving (21).

The solution  $\Phi_{\mathbf{w},h}(t) = \sum_{n=1}^{\infty} \frac{\varphi_{n,h}}{1 - \eta_k^n} t^n$  to (A.4) is unique among the class of functions that admit an absolutely convergent power series in a neighbor of the origin  $|t| < t_0$ , for some  $t_0 > 0$ . Indeed, suppose that  $g(t) = \sum_{n=1}^{\infty} d_n t^n$  is another solution

in that class. Then,  $g(\eta_k t) = \sum_{n=1}^{\infty} d_n \eta_k^n t^n$  is absolutely convergent for  $|t| < t_0/\eta_k$ . We can add term by term these series, obtaining  $g(t) - g(\eta_k t) = \sum_{n=1}^{\infty} d_n (1 - \eta_k^n) t^n = \sum_{n=1}^{\infty} \varphi_{n,h} t^n$ , where the last equality holds because, by assumption,  $g(t)$  solves (A.4) in  $|t| < t_0$ . The uniqueness of the power series expansion [70, Th. 97, p. 172] implies  $d_n = \varphi_{n,h}/(1 - \eta_k^n)$ , for all  $n$ . Because the coefficients are the same, we conclude that  $g(t) = \Phi_{\mathbf{w},h}(t)$  for  $|t| < \tau_{\mathbf{x},h}$ .

For  $\tau_{\mathbf{x},h} = \infty$ , Eq. (22) immediately follows by a known formula for computing the CDF of  $\mathbf{w}_k^*$ , assumed everywhere continuous, from its characteristic function  $\exp[\Phi_{\mathbf{w},h}(t)]$  [72], [73, Eq. (2)], upon recalling from (16) that the distribution of  $\mathbf{u}_k(\infty)$  is simply a scaled version of the distribution of  $\mathbf{w}_k^*$ .

To arrive at (23), let  $0 < \tau_{\mathbf{x},h} \leq \infty$ . From [72], [74, Eq. (7)] we have a formula for obtaining the CDF  $F_{\mathbf{w},h}(u)$ ,  $u \in \mathbb{R}$ , of  $\mathbf{w}_k^*$  from the corresponding log-characteristic function  $\Phi_{\mathbf{w},h}(t)$ ,  $t \in \mathbb{R}$ . The formula is:

$$F_{\mathbf{w},h}(u) = \frac{1}{2} - \frac{2}{\pi} \sum_{n=0}^{\infty} \frac{1}{2n+1} \operatorname{Im} \left\{ \exp \left[ \Phi_{\mathbf{w},h} \left( \frac{2n+1}{2} \delta \right) - ju \frac{2n+1}{2} \delta \right] \right\} + \Delta_{\mathbf{w}}(u, \delta), \quad (\text{A.7})$$

where  $\delta > 0$ , and the error term  $\Delta_{\mathbf{w}}(u, \delta)$  is bounded:

$$|\Delta_{\mathbf{w}}(u, \delta)| \leq \max \left\{ F_{\mathbf{w},h} \left( u - \frac{2\pi}{\delta} \right), 1 - F_{\mathbf{w},h} \left( u + \frac{2\pi}{\delta} \right) \right\}. \quad (\text{A.8})$$

Consider the function  $\Phi_{\mathbf{w},h}(t)$  at the exponent in (A.7). We have:

$$\Phi_{\mathbf{w},h}(t) = \Phi_{\mathbf{x},h}(t) + \Phi_{\mathbf{w},h}(\eta_k t) \quad (\text{A.9a})$$

$$= \Phi_{\mathbf{x},h}(t) + \sum_{m=1}^{\infty} \frac{\varphi_{m,h}}{1 - \eta_k^m} \eta_k^m t^m \quad (\text{A.9b})$$

$$\approx \Phi_{\mathbf{x},h}(t) + \sum_{m=1}^{\bar{m}} \frac{\varphi_{m,h}}{1 - \eta_k^m} \eta_k^m t^m, \quad (\text{A.9c})$$

where (A.9a) is the same of (A.4). The series expansion in (A.9b) has radius of convergence  $\tau_{\mathbf{x},h}/\eta_k$  because of (A.5), and the approximation in (A.9c) consists of truncating the series to a sufficiently large integer  $\bar{m}$ . Likewise, let us choose a large integer  $\bar{n}$  to truncate the series in (A.7). Then, replacing  $\Phi_{\mathbf{w},h}(t)$  by its approximation (A.9c), we get:

$$F_{\mathbf{w},h}(u) \approx \frac{1}{2} - \frac{2}{\pi} \sum_{n=0}^{\bar{n}} \frac{1}{2n+1} \operatorname{Im} \left\{ \exp \left[ \Phi_{\mathbf{x},h} \left( \frac{2n+1}{2} \delta \right) + \sum_{m=1}^{\bar{m}} \frac{\varphi_{m,h}}{1 - \eta_k^m} \eta_k^m \left( \frac{2n+1}{2} \delta \right)^m - ju \frac{2n+1}{2} \delta \right] \right\} + \Delta_{\mathbf{w}}(u, \delta). \quad (\text{A.10})$$

Recalling that  $F_{\mathbf{u},h}(u) = F_{\mathbf{w},h}(\frac{u}{\mu a_k})$ , (23) follows by (A.10). Expression (A.10) is valid provided that  $\frac{2\bar{n}+1}{2} \delta < \tau_{\mathbf{x},h}/\eta_k$ , which gives condition (24). Finally, noting that  $\Delta_{\mathbf{u}}(u, \delta) = \Delta_{\mathbf{w}}(\frac{u}{a_k \mu}, \delta)$  and rewriting (25) in the equivalent form

$$\max \left\{ F_{\mathbf{w},h} \left( \frac{u}{a_k \mu} - \frac{2\pi}{\delta} \right), 1 - F_{\mathbf{w},h} \left( \frac{u}{a_k \mu} + \frac{2\pi}{\delta} \right) \right\} \leq \epsilon',$$

from (A.8) we see that (25) implies  $\Delta_{\mathbf{u}}(u, \delta) \leq \epsilon'$ .

## APPENDIX B PROOF OF THEOREM 2

The material in this section is adapted from [57, Theorems 27.2 and 27.3]. From (13), let us denote by

$$\mathbf{x}'_k(n) = \mathbf{x}_k(n) - \mathbb{E}_h \mathbf{x}, \quad (\text{B.1})$$

$$\tilde{\mathbf{x}}'_k(n) = \tilde{\mathbf{x}}_k(n) - \mathbb{E}_h \tilde{\mathbf{x}}, \quad (\text{B.2})$$

the zero-mean versions of  $\mathbf{x}_k(n)$  and  $\tilde{\mathbf{x}}_k(n)$ , respectively, and consider the normalized (zero-mean unit-variance) process

$$\bar{\mathbf{y}}_k(n) = \frac{\mathbf{y}_k(n) - \mathbb{E}_h[\mathbf{y}_k(n)]}{\sqrt{\mathbb{V}_h[\mathbf{y}_k(n)]}} = \sum_{i=1}^n \bar{\mathbf{w}}_k(n, i), \quad (\text{B.3})$$

where [see (47), (50) and (51)]:

$$\begin{aligned}\bar{\mathbf{w}}_k(n, i) &\triangleq \frac{\mathbf{w}_k(n, i) - \mathbb{E}_h[\mathbf{w}_k(n, i)]}{s_k(n)} \\ &= \frac{\eta_k^{i-1}}{s_k(n)} \left[ \mu a_k \mathbf{x}'_k(n - i + 1) + \sum_{\ell \neq k} a_{k\ell} \tilde{\mathbf{x}}'_\ell(n - i + 1) \right].\end{aligned}\quad (\text{B.4})$$

For  $t \in \mathfrak{R}$ , let  $\phi(t; n, i) \triangleq \mathbb{E}_h e^{jt\bar{\mathbf{w}}_k(n, i)}$  be the characteristic function of  $\bar{\mathbf{w}}_k(n, i)$ , where  $j = \sqrt{-1}$ . Denote by  $\mathcal{I}_C$  the indicator function of condition  $C$ . For sufficiently small  $\epsilon > 0$ , and each fixed  $t \in \mathfrak{R}$ , one gets

$$\left| \phi(t; n, i) - \left( 1 - \frac{t^2}{2} \mathbb{V}_h[\bar{\mathbf{w}}_k(n, i)] \right) \right| \quad (\text{B.5})$$

$$\leq \mathbb{E}_h \left| e^{jt\bar{\mathbf{w}}_k(n, i)} - \left( 1 + jt\bar{\mathbf{w}}_k(n, i) - \frac{t^2}{2} \bar{\mathbf{w}}_k^2(n, i) \right) \right| \quad (\text{B.6})$$

$$\leq \mathbb{E}_h [\min\{|t\bar{\mathbf{w}}_k(n, i)|^2, |t\bar{\mathbf{w}}_k(n, i)|^3/6\}] \quad (\text{B.7})$$

$$\begin{aligned}&\leq \mathbb{E}_h [|t\bar{\mathbf{w}}_k(n, i)|^3 \mathcal{I}_{|\bar{\mathbf{w}}_k(n, i)| < \epsilon}] / 6 \\ &\quad + \mathbb{E}_h [|t\bar{\mathbf{w}}_k(n, i)|^2 \mathcal{I}_{|\bar{\mathbf{w}}_k(n, i)| \geq \epsilon}]\end{aligned}\quad (\text{B.8})$$

$$\leq \frac{1}{6} \epsilon |t|^3 \mathbb{V}_h[\bar{\mathbf{w}}_k(n, i)] + t^2 \mathbb{E}_h [\bar{\mathbf{w}}_k^2(n, i) \mathcal{I}_{|\bar{\mathbf{w}}_k(n, i)| \geq \epsilon}] \quad (\text{B.9})$$

where (B.6) follows by Jensens' inequality [58]; inequality (B.7) follows by the relationship

$$\left| e^{jtz} - \left( 1 + jtz - \frac{1}{2} t^2 z^2 \right) \right| \leq \min\{|tz|^2, |tz|^3/6\}, \quad (\text{B.10})$$

which holds for any  $z \in \mathfrak{R}$ , see, e.g. [57, 26.42]; inequality (B.8) is valid for any  $\epsilon > 0$ ; finally, for  $|\bar{\mathbf{w}}_k(n, i)| < \epsilon$  we have  $|\bar{\mathbf{w}}_k(n, i)|^3 = \bar{\mathbf{w}}_k^2(n, i) |\bar{\mathbf{w}}_k(n, i)| < \bar{\mathbf{w}}_k^2(n, i) \epsilon$ , which gives (B.9).

Summing over  $i = 1, \dots, n$ , inequality (B.5)-(B.9) yields

$$\begin{aligned}&\sum_{i=1}^n \left| \phi(t; n, i) - \left( 1 - \frac{t^2}{2} \mathbb{V}_h[\bar{\mathbf{w}}_k(n, i)] \right) \right| \\ &\leq \frac{1}{6} \epsilon |t|^3 + t^2 \sum_{i=1}^n \mathbb{E}_h [\bar{\mathbf{w}}_k^2(n, i) \mathcal{I}_{|\bar{\mathbf{w}}_k(n, i)| \geq \epsilon}].\end{aligned}\quad (\text{B.11})$$

Since  $\epsilon > 0$  can be made as small as desired, this means

$$\lim_{\eta_k \rightarrow 1} \lim_{n \rightarrow \infty} \sum_{i=1}^n \left| \phi(t; n, i) - \left( 1 - \frac{t^2}{2} \mathbb{V}_h[\bar{\mathbf{w}}_k(n, i)] \right) \right| = 0, \quad (\text{B.12})$$

for all  $t \in \mathfrak{R}$ , provided that the *Lindeberg condition*:  $\forall \epsilon > 0$ ,

$$\lim_{\eta_k \rightarrow 1} \lim_{n \rightarrow \infty} \sum_{i=1}^n \mathbb{E}_h [\bar{\mathbf{w}}_k^2(n, i) \mathcal{I}_{|\bar{\mathbf{w}}_k(n, i)| \geq \epsilon}] = 0, \quad (\text{B.13})$$

is verified.

Now, whatever is  $\epsilon$ , for any  $\beta > 0$

$$\begin{aligned}&\mathbb{E}_h [\bar{\mathbf{w}}_k^2(n, i) \mathcal{I}_{|\bar{\mathbf{w}}_k(n, i)| \geq \epsilon}] \\ &\leq \mathbb{E}_h \left[ \bar{\mathbf{w}}_k^2(n, i) \left( \frac{|\bar{\mathbf{w}}_k(n, i)|}{\epsilon} \right)^\beta \mathcal{I}_{|\bar{\mathbf{w}}_k(n, i)| \geq \epsilon} \right] \\ &= \frac{1}{\epsilon^\beta} \mathbb{E}_h [|\bar{\mathbf{w}}_k(n, i)|^{2+\beta} \mathcal{I}_{|\bar{\mathbf{w}}_k(n, i)| \geq \epsilon}] \\ &\leq \frac{1}{\epsilon^\beta} \mathbb{E}_h [|\bar{\mathbf{w}}_k(n, i)|^{2+\beta}].\end{aligned}\quad (\text{B.14})$$

This shows that Lindeberg condition (B.13) is implied by the following *Lyapunov condition*: there exists  $\beta > 0$  such that

$$\lim_{\eta_k \rightarrow 1} \lim_{n \rightarrow \infty} \sum_{i=1}^n \mathbb{E}_h [|\bar{\mathbf{w}}_k(n, i)|^{2+\beta}] = 0. \quad (\text{B.15})$$

Lemma 1 in Appendix C shows that (B.15) holds true. Therefore, we now proceed to conclude the proof of the theorem, assuming (B.15), which implies (B.13), which in turn implies (B.12).

The characteristic function of  $\bar{\mathbf{y}}_k(n)$  is  $\mathbb{E}_h e^{jt \sum_{i=1}^n \bar{\mathbf{w}}_k(n,i)} = \prod_{i=1}^n \phi(t; n, i)$ , and we want to show that such characteristic function converges to the characteristic function  $\mathbb{E}_h[e^{jt \mathbf{g}}] = e^{-t^2/2}$  of a standard Gaussian random variable  $\mathbf{g}$ . To show this, note that  $e^{-t^2/2} = \prod_{i=1}^n e^{-\mathbb{V}_h[\bar{\mathbf{w}}_k(n,i)]t^2/2}$ , and consider the following:

$$\begin{aligned}
& \left| \mathbb{E}_h e^{jt \sum_{i=1}^n \bar{\mathbf{w}}_k(n,i)} - e^{-t^2/2} \right| \\
&= \left| \prod_{i=1}^n \phi(t; n, i) - \prod_{i=1}^n e^{-\mathbb{V}_h[\bar{\mathbf{w}}_k(n,i)]t^2/2} \right| \\
&= \left| \prod_{i=1}^n \phi(t; n, i) - \prod_{i=1}^n \left( 1 - \frac{t^2}{2} \mathbb{V}_h[\bar{\mathbf{w}}_k(n, i)] \right) \right. \\
&\quad \left. + \prod_{i=1}^n \left( 1 - \frac{t^2}{2} \mathbb{V}_h[\bar{\mathbf{w}}_k(n, i)] \right) - \prod_{i=1}^n e^{-\mathbb{V}_h[\bar{\mathbf{w}}_k(n, i)]t^2/2} \right| \\
&\leq \left| \prod_{i=1}^n \phi(t; n, i) - \prod_{i=1}^n \left( 1 - \frac{t^2}{2} \mathbb{V}_h[\bar{\mathbf{w}}_k(n, i)] \right) \right| \\
&\quad + \left| \prod_{i=1}^n \left( 1 - \frac{t^2}{2} \mathbb{V}_h[\bar{\mathbf{w}}_k(n, i)] \right) - \prod_{i=1}^n e^{-\mathbb{V}_h[\bar{\mathbf{w}}_k(n, i)]t^2/2} \right|. \tag{B.16}
\end{aligned}$$

Thus, we have to show that both moduli appearing in (B.16) converge to zero. Consider the first. We know that  $|\phi(t; n, i)| \leq 1$ , because the modulus of a characteristic function is never larger than unity. In addition,  $\forall \epsilon > 0$ ,

$$\begin{aligned}
\mathbb{V}_h[\bar{\mathbf{w}}_k(n, i)] &= \mathbb{E}_h[\bar{\mathbf{w}}_k^2(n, i)] \\
&= \mathbb{E}_h[\bar{\mathbf{w}}_k^2(n, i) \mathcal{I}_{|\bar{\mathbf{w}}_k(n, i)| \geq \epsilon}] + \mathbb{E}_h[\bar{\mathbf{w}}_k^2(n, i) \mathcal{I}_{|\bar{\mathbf{w}}_k(n, i)| < \epsilon}] \\
&\leq \mathbb{E}_h[\bar{\mathbf{w}}_k^2(n, i) \mathcal{I}_{|\bar{\mathbf{w}}_k(n, i)| \geq \epsilon}] + \epsilon^2. \tag{B.17}
\end{aligned}$$

From (B.13) we see that

$$\lim_{\eta_k \rightarrow 1} \lim_{n \rightarrow \infty} \max_{i=1, \dots, n} \mathbb{E}_h[\bar{\mathbf{w}}_k^2(n, i) \mathcal{I}_{|\bar{\mathbf{w}}_k(n, i)| \geq \epsilon}] = 0, \tag{B.18}$$

which, used in (B.17), for the arbitrariness of  $\epsilon$ , gives

$$\lim_{\eta_k \rightarrow 1} \lim_{n \rightarrow \infty} \max_{i=1, \dots, n} \mathbb{V}_h[\bar{\mathbf{w}}_k(n, i)] = 0. \tag{B.19}$$

As a consequence of (B.19), there exist a value of  $n$  sufficiently large and a value of  $\eta_k$  sufficiently close to one such that, for all larger  $n$  and  $\eta_k$  closest to one, we have:

$$0 \leq 1 - \frac{t^2}{2} \mathbb{V}_h[\bar{\mathbf{w}}_k(n, i)] \leq 1, \quad i = 1, \dots, n. \tag{B.20}$$

Then, we can apply the following inequality, valid for complex numbers  $\xi_1, \dots, \xi_n, \zeta_1, \dots, \zeta_n$ , satisfying  $|\xi_i| \leq 1, |\zeta_i| \leq 1, i = 1, \dots, n$ :

$$\left| \prod_{i=1}^n \xi_i - \prod_{i=1}^n \zeta_i \right| \leq \sum_{i=1}^n |\xi_i - \zeta_i|, \tag{B.21}$$

see [57, Lemma 1, p. 358]. This yields

$$\begin{aligned}
& \left| \prod_{i=1}^n \phi(t; n, i) - \prod_{i=1}^n \left( 1 - \frac{t^2}{2} \mathbb{V}_h[\bar{\mathbf{w}}_k(n, i)] \right) \right| \\
&\leq \sum_{i=1}^n \left| \phi(t; n, i) - \left( 1 - \frac{t^2}{2} \mathbb{V}_h[\bar{\mathbf{w}}_k(n, i)] \right) \right|, \tag{B.22}
\end{aligned}$$

which converges to zero for  $n \rightarrow \infty$  followed by  $\eta_k \rightarrow 1$ , in view of (B.12).

Consider next the second modulus appearing in (B.16). Fix an arbitrary  $\epsilon > 0$ . We have:

$$\left| \prod_{i=1}^n \left( 1 - \frac{t^2}{2} \mathbb{V}_h[\bar{\mathbf{w}}_k(n, i)] \right) - \prod_{i=1}^n e^{-\mathbb{V}_h[\bar{\mathbf{w}}_k(n, i)]t^2/2} \right| \quad (\text{B.23})$$

$$\leq \sum_{i=1}^n \left| 1 - \frac{t^2}{2} \mathbb{V}_h[\bar{\mathbf{w}}_k(n, i)] - e^{-\mathbb{V}_h[\bar{\mathbf{w}}_k(n, i)]t^2/2} \right| \quad (\text{B.24})$$

$$\leq \frac{t^4}{8} \sum_{i=1}^n \mathbb{V}_h^2[\bar{\mathbf{w}}_k(n, i)] \quad (\text{B.25})$$

$$\leq \frac{t^4}{8} \epsilon \sum_{i=1}^n \mathbb{V}_h[\bar{\mathbf{w}}_k(n, i)] = \frac{t^4}{8} \epsilon. \quad (\text{B.26})$$

In the above, (B.24) follows by using again (B.20) and (B.21); inequality (B.25) is a consequence of the bound  $|1 - z - e^{-z}| \leq z^2/2$ , valid for all  $z \geq 0$ ; for any  $\epsilon > 0$ , the inequality in (B.26) follows by (B.19); the equality in (B.26) follows from  $\mathbb{V}_h[\bar{\mathbf{y}}_k(n)] = \sum_{i=1}^n \mathbb{V}_h[\bar{\mathbf{w}}_k(n, i)] = 1$ . Since  $\epsilon$  is arbitrary, we see that (B.23) goes to zero when  $n \rightarrow \infty$  followed by  $\eta_k \rightarrow 1$ .

So far, we have shown that the characteristic function  $\mathbb{E}_h e^{jt \sum_{i=1}^n \bar{\mathbf{w}}_k(n, i)}$  of the random variable  $\bar{\mathbf{y}}_k(n)$  converges to the characteristic function  $\mathbb{E}[e^{jt \mathbf{g}}] = e^{-t^2/2}$  of a standard Gaussian random variable  $\mathbf{g}$ . Continuity theorem [57, p. 349] states that  $\bar{\mathbf{y}}_k(n)$  converges in distribution to  $\mathbf{g}$  if, and only if, the characteristic function of  $\bar{\mathbf{y}}_k(n)$  converges to the characteristic function of  $\mathbf{g}$ , for each  $t \in \Re$ . This shows that the distribution of  $\frac{\mathbf{y}_k(n) - m_{k,h}(n)}{s_{k,h}(n)}$  converges to the standard Gaussian distribution, when  $n \rightarrow \infty$  followed by  $\eta_k \rightarrow 1$ , which we write as:

$$\lim_{n \rightarrow \infty} \bar{\mathbf{y}}_k(n) = \frac{\mathbf{y}_k(\infty) - m_{k,h}(\infty)}{s_{k,h}(\infty)} \xrightarrow[\eta_k \rightarrow 1]{d} \mathcal{N}(0, 1). \quad (\text{B.27})$$

This concludes the proof.

### APPENDIX C LYAPUNOV CONDITION

The proof of Theorem 2 developed in Appendix B is founded on the following result.

**Lemma 1 (Lyapunov condition):** Suppose that there exists  $\beta > 0$  such that  $\mathbb{E}_h[|\mathbf{x}|^{2+\beta}] < \infty$ . Then, we have

$$\lim_{\eta_k \rightarrow 1} \lim_{n \rightarrow \infty} \sum_{i=1}^n \mathbb{E}_h[|\bar{\mathbf{w}}_k(n, i)|^{2+\beta}] = 0. \quad (\text{C.1})$$

□

*Proof.* For  $z, \nu \in \Re$  with  $\nu \geq 1$ , the function  $|z|^\nu$  is convex. This implies, for  $z_1, z_2 \in \Re$ ,

$$|z_1 + z_2|^\nu \leq 2^{\nu-1} (|z_1|^\nu + |z_2|^\nu). \quad (\text{C.2})$$

From (B.4), using the notations (B.1) and (B.2), and exploiting (C.2) with  $\nu = 2 + \beta$ , one gets

$$\begin{aligned} |\bar{\mathbf{w}}_k(n, i)|^{2+\beta} &= \frac{\eta_k^{(i-1)(2+\beta)}}{s_k^{2+\beta}(n)} \left| \mu a_k \mathbf{x}'_k(n-i+1) \right. \\ &\quad \left. + \sum_{\ell \neq k} a_{k\ell} \tilde{\mathbf{x}}'_\ell(n-i+1) \right|^{2+\beta} \\ &\leq 2^{1+\beta} \frac{\eta_k^{(i-1)(2+\beta)}}{s_k^{2+\beta}(n)} \left\{ \mu^{2+\beta} a_k^{2+\beta} |\mathbf{x}'_k(n-i+1)|^{2+\beta} \right. \\ &\quad \left. + \left| \sum_{\ell \neq k} a_{k\ell} \tilde{\mathbf{x}}'_\ell(n-i+1) \right|^{2+\beta} \right\} \\ &\leq 2^{1+\beta} \frac{\eta_k^{(i-1)(2+\beta)}}{s_k^{2+\beta}(n)} \left\{ \mu^{2+\beta} a_k^{2+\beta} |\mathbf{x}'_k(n-i+1)|^{2+\beta} \right. \\ &\quad \left. + M^{2+\beta} (1 - a_k)^{2+\beta} \right\}, \end{aligned} \quad (\text{C.3})$$

where  $M/2 \triangleq \max(|\mathbb{E}_0 \mathbf{x}|, |\mathbb{E}_1 \mathbf{x}|)$ . In (C.3) we have exploited  $|\sum_{\ell \neq k} a_{k\ell} \tilde{\mathbf{x}}'_\ell| \leq \sum_{\ell \neq k} a_{k\ell} |\tilde{\mathbf{x}}'_\ell|$ , and  $|\tilde{\mathbf{x}}'_\ell| \leq |\tilde{\mathbf{x}}_\ell| + |p\mathbb{E}_1 \mathbf{x} + (1-p)\mathbb{E}_0 \mathbf{x}|$ , with  $p$  equal to  $p_d$  under  $\mathcal{H}_1$ , and equal to  $p_f$  under  $\mathcal{H}_0$ . This gives  $|\tilde{\mathbf{x}}'_\ell| \leq |\tilde{\mathbf{x}}_\ell| + \max(|\mathbb{E}_0 \mathbf{x}|, |\mathbb{E}_1 \mathbf{x}|) \leq M$ , and therefore  $|\sum_{\ell \neq k} a_{k\ell} \tilde{\mathbf{x}}'_\ell| \leq \sum_{\ell \neq k} a_{k\ell} |\tilde{\mathbf{x}}'_\ell| \leq M(1 - a_k)$ . From inequality (C.3) it follows

$$\begin{aligned} \sum_{i=1}^n \mathbb{E}_h |\bar{\mathbf{w}}_k(n, i)|^{2+\beta} &\leq \sum_{i=1}^n 2^{1+\beta} \frac{\eta_k^{(i-1)(2+\beta)}}{s_k^{2+\beta}(n)} \\ &\quad \times \left\{ \mu^{2+\beta} a_k^{2+\beta} \mathbb{E}_h[|\mathbf{x}'|^{2+\beta}] + M^{2+\beta} (1 - a_k)^{2+\beta} \right\} \\ &= \frac{2^{1+\beta}}{s_k^{2+\beta}(n)} \frac{1 - \eta_k^{n(2+\beta)}}{1 - \eta_k^{2+\beta}} \left\{ \mu^{2+\beta} a_k^{2+\beta} \mathbb{E}_h[|\mathbf{x}'|^{2+\beta}] \right. \\ &\quad \left. + M^{2+\beta} (1 - a_k)^{2+\beta} \right\}. \end{aligned} \quad (\text{C.4})$$

Next, from (51):

$$s_k^{2+\beta}(n) = \left( \mu^2 a_k^2 \mathbb{V}_h \mathbf{x} + \mathbb{V}_h \tilde{\mathbf{x}} \sum_{\ell \neq k} a_{k\ell}^2 \right)^{1+\frac{\beta}{2}} \left( \frac{1 - \eta_k^{2n}}{1 - \eta_k^2} \right)^{1+\frac{\beta}{2}}. \quad (\text{C.5})$$

Applying Cauchy-Schwarz inequality  $(\sum_\ell \xi_\ell \zeta_\ell)^2 \leq \sum_\ell \xi_\ell^2 \sum_\ell \zeta_\ell^2$  to the real sequences  $\xi_\ell = a_{k\ell}$  and  $\zeta_\ell = 1$ , gives  $\sum_{\ell \neq k} a_{k\ell}^2 \geq \frac{1}{S-1} (\sum_{\ell \neq k} a_{k\ell})^2 = \frac{(1-a_k)^2}{S-1}$ . Using this latter inequality in (C.5):

$$s_k^{2+\beta}(n) \geq \left( \mu^2 a_k^2 \mathbb{V}_h \mathbf{x} + \mathbb{V}_h \tilde{\mathbf{x}} \frac{(1-a_k)^2}{S-1} \right)^{1+\frac{\beta}{2}} \left( \frac{1 - \eta_k^{2n}}{1 - \eta_k^2} \right)^{1+\frac{\beta}{2}}, \quad (\text{C.6})$$

which, inserted in (C.4), finally gives

$$\sum_{i=1}^n \mathbb{E}_h |\bar{\mathbf{w}}_k(n, i)|^{2+\beta} \leq 2^{1+\beta} \Psi(\mu, a_k) \Gamma(\eta_k, n), \quad (\text{C.7})$$

where

$$\Psi(\mu, a_k) \triangleq \frac{\mu^{2+\beta} a_k^{2+\beta} \mathbb{E}_h[|\mathbf{x}'|^{2+\beta}] + M^{2+\beta} (1 - a_k)^{2+\beta}}{\left( \mu^2 a_k^2 \mathbb{V}_h \mathbf{x} + \mathbb{V}_h \tilde{\mathbf{x}} \frac{(1-a_k)^2}{S-1} \right)^{1+\frac{\beta}{2}}}, \quad (\text{C.8})$$

and

$$\Gamma(\eta_k, n) \triangleq \frac{1 - \eta_k^{n(2+\beta)}}{(1 - \eta_k^{2n})^{1+\frac{\beta}{2}}} \frac{(1 - \eta_k^2)^{1+\frac{\beta}{2}}}{1 - \eta_k^{2+\beta}}. \quad (\text{C.9})$$

The function  $\Psi(\mu, a_k)$  in (C.8) can be upper bounded as follows:

$$\begin{aligned} \Psi(\mu, a_k) &= \frac{\mu^{2+\beta} a_k^{2+\beta} \mathbb{E}_h[|\mathbf{x}'|^{2+\beta}]}{\left( \mu^2 a_k^2 \mathbb{V}_h \mathbf{x} + \mathbb{V}_h \tilde{\mathbf{x}} \frac{(1-a_k)^2}{S-1} \right)^{1+\frac{\beta}{2}}} \\ &\quad + \frac{M^{2+\beta} (1 - a_k)^{2+\beta}}{\left( \mu^2 a_k^2 \mathbb{V}_h \mathbf{x} + \mathbb{V}_h \tilde{\mathbf{x}} \frac{(1-a_k)^2}{S-1} \right)^{1+\frac{\beta}{2}}} \\ &\leq \frac{\mu^{2+\beta} a_k^{2+\beta} \mathbb{E}_h[|\mathbf{x}'|^{2+\beta}]}{(\mu^2 a_k^2 \mathbb{V}_h \mathbf{x})^{1+\frac{\beta}{2}}} + \frac{M^{2+\beta} (1 - a_k)^{2+\beta}}{\left( \mathbb{V}_h \tilde{\mathbf{x}} \frac{(1-a_k)^2}{S-1} \right)^{1+\frac{\beta}{2}}} \\ &= \frac{\mathbb{E}_h[(|\mathbf{x}'|^2)^{1+\frac{\beta}{2}}]}{(\mathbb{E}_h[|\mathbf{x}'|^2])^{1+\frac{\beta}{2}}} + \left( \frac{M^2 (S-1)}{\mathbb{V}_h \tilde{\mathbf{x}}} \right)^{1+\frac{\beta}{2}}, \end{aligned} \quad (\text{C.10})$$

yielding  $0 \leq \Psi(\mu, a_k) \leq \Psi_{\max}$ , where

$$\Psi_{\max} \triangleq \mathbb{E}_h \left[ \left( \frac{|\mathbf{x}'|^2}{\mathbb{E}_h[|\mathbf{x}'|^2]} \right)^{1+\frac{\beta}{2}} \right] + \left( \frac{M^2 (S-1)}{\mathbb{V}_h \tilde{\mathbf{x}}} \right)^{1+\frac{\beta}{2}}. \quad (\text{C.11})$$

Now, it is easily seen that  $\mathbb{E}_h[|\mathbf{x}'|^2] > 0$  and  $\mathbb{V}_h \tilde{\mathbf{x}} > 0$ . The former is because  $\mathbb{E}_h[|\mathbf{x}'|^2] = 0$  would imply  $\mathbf{x} = \mathbb{E}_h \mathbf{x}$  with probability one, and we have instead assumed that  $\mathbf{x}$  has a density. The latter follows by the assumptions  $\mathbb{E}_1 \mathbf{x} \neq \mathbb{E}_0 \mathbf{x}$  and

$p_d, p_f \neq 0, 1$ . In addition, the condition  $\mathbb{E}_h[|\mathbf{x}|^{2+\beta}] < \infty$  ensures the finiteness of  $\mathbb{E}_h[|\mathbf{x}'|^{2+\beta}]$  [66]. Therefore,  $\Psi_{\max}$  in (C.11) is finite:  $\Psi_{\max} < \infty$ .

As to  $\Gamma(\eta_k, n)$  in (C.9), simple algebra shows that  $0 \leq \Gamma(\eta_k, n) \leq 1$ , yielding, from (C.7),

$$\lim_{n \rightarrow \infty} \sum_{i=1}^n \mathbb{E}_h |\bar{\mathbf{w}}_k(n, i)|^{2+\beta} \leq 2^{1+\beta} \Psi_{\max}. \quad (\text{C.12})$$

Thus, the left-hand side of (C.12) is a bounded series of nonnegative terms, and therefore it converges to a finite limit. Now, using  $\Psi(\mu, a_k) \leq \Psi_{\max}$  in (C.7), we see that

$$\sum_{i=1}^n \mathbb{E}_h |\bar{\mathbf{w}}_k(n, i)|^{2+\beta} \leq 2^{1+\beta} \Psi_{\max} \Gamma(\eta_k, n). \quad (\text{C.13})$$

Therefore, from

$$\lim_{\eta_k \rightarrow 1} \lim_{n \rightarrow \infty} \Gamma(\eta_k, n) = \lim_{\eta_k \rightarrow 1} \frac{(1 - \eta_k^2)^{1+\frac{\beta}{2}}}{1 - \eta_k^{2+\beta}} = 0, \quad (\text{C.14})$$

we get (C.1):

$$\lim_{\eta_k \rightarrow 1} \lim_{n \rightarrow \infty} \sum_{i=1}^n \mathbb{E}_h |\bar{\mathbf{w}}_k(n, i)|^{2+\beta} = 0. \quad (\text{C.15})$$

It is worth noting that if one replaces the limit  $\eta_k \rightarrow 1$  with the limit  $\mu \rightarrow 0$ , Lyapunov condition (C.15) does not hold anymore. This can be seen from (C.14) by observing that

$$\lim_{\mu \rightarrow 0} \lim_{n \rightarrow \infty} \Gamma(\eta_k, n) = \frac{(1 - a_k^2)^{1+\frac{\beta}{2}}}{1 - a_k^{2+\beta}}, \quad (\text{C.16})$$

which does not go to zero, unless the further condition  $a_k \rightarrow 1$  is enforced.

#### APPENDIX D CHOICE OF $\delta$ FOR THE EXPONENTIAL EXAMPLE

Recall condition (25): for some  $\epsilon' > 0$ ,

$$\left\{ F_{\mathbf{u}, h} \left( u - \frac{2\pi a_k \mu}{\delta} \right) \leq \epsilon', \right. \quad (\text{D.1})$$

$$\left. 1 - F_{\mathbf{u}, h} \left( u + \frac{2\pi a_k \mu}{\delta} \right) \leq \epsilon'. \right. \quad (\text{D.2})$$

Since, with probability one,  $\mathbf{x}_k(\infty) \geq -\log \lambda_e$ , from (15)-(16) we see that  $\mathbf{u}_k(\infty) \geq -\frac{a_k \mu}{1 - \eta_k} \log \lambda_e$ . Then, a sufficient condition ensuring (D.1) is  $u - 2\pi a_k \mu / \delta \leq -\frac{a_k \mu}{1 - \eta_k} \log \lambda_e$ . Assuming  $u \geq -\frac{a_k \mu}{1 - \eta_k} \log \lambda_e$  [otherwise (D.1) is automatically verified for all  $\delta > 0$ ], this yields:

$$\delta \leq \frac{2\pi}{\frac{u}{a_k \mu} + \frac{\log \lambda_e}{1 - \eta_k}}. \quad (\text{D.3})$$

As to (D.2), exploiting Chebyshev inequality [60], we have

$$\begin{aligned} 1 - F_{\mathbf{u}, h} \left( u + \frac{2\pi a_k \mu}{\delta} \right) &= \mathbb{P}_h \left( \mathbf{u}_k(\infty) > u + \frac{2\pi a_k \mu}{\delta} \right) \\ &= \mathbb{P}_h \left( \mathbf{u}_k(\infty) - \mathbb{E}_h[\mathbf{u}_k(\infty)] > u - \mathbb{E}_h[\mathbf{u}_k(\infty)] + \frac{2\pi a_k \mu}{\delta} \right) \\ &\leq \mathbb{P}_h \left( |\mathbf{u}_k(\infty) - \mathbb{E}_h[\mathbf{u}_k(\infty)]| > u - \mathbb{E}_h[\mathbf{u}_k(\infty)] + \frac{2\pi a_k \mu}{\delta} \right) \\ &\leq \frac{\mathbb{V}_h[\mathbf{u}_k(\infty)]}{(u - \mathbb{E}_h[\mathbf{u}_k(\infty)] + 2\pi a_k \mu / \delta)^2}, \end{aligned} \quad (\text{D.4})$$

where we have assumed  $u - \mathbb{E}_h[\mathbf{u}_k(\infty)] + \frac{2\pi a_k \mu}{\delta} > 0$ . Now, the last line of (D.4) is not larger than  $\epsilon'$  if

$$\delta \leq \frac{2\pi a_k \mu}{\sqrt{\frac{\mathbb{V}_h[\mathbf{u}_k(\infty)]}{\epsilon'}} + \mathbb{E}_h[\mathbf{u}_k(\infty)] - u}, \quad (\text{D.5})$$

assuming that right-hand side of (D.5) is positive.

Admittedly, bounds (D.3) and (D.5) are loose, but sufficient for our purposes. The criterion used in the numerical experiments is to fix  $\epsilon'$ , and then: if  $u \geq -\frac{\alpha_k \mu}{1-\eta_k} \log \lambda_e$  we choose  $\delta$  as the minimum between the right-hand sides of (D.3) and (D.5), otherwise we choose  $\delta$  equal to the right-hand side of (D.5). With this choice of  $\delta$ , we set  $\bar{n} = \lfloor \frac{\tau_{x,h}}{\eta_k \delta} - 1 \rfloor$ , as explained in the comments following Theorem 1. In our experiments  $\epsilon' = 10^{-5}$ , and the resulting value of  $\bar{n}$  is sufficiently large, so that we never resort to the iterative procedure of reducing  $\delta$  to compute a larger value of  $\bar{n}$ , see the discussion following Theorem 1. Finally, the value of  $\bar{m}$  is selected using the empirical criterion  $\eta^{\bar{m}} \leq \epsilon''$ , for some sufficiently small  $\epsilon''$ . Namely, we set  $\bar{m} = \lceil \frac{\log \epsilon''}{\log \eta_k} \rceil$ , and in the numerical experiments we use  $\epsilon'' = \epsilon' = 10^{-5}$ .

## REFERENCES

- [1] E. L. Lehmann and J. P. Romano, *Testing Statistical Hypotheses*, 3rd ed., Springer, 2005.
- [2] H. V. Poor, *An Introduction to Signal Detection and Estimation*. New York: Springer-Verlag, 1988.
- [3] A. H. Sayed, *Adaptive Filters*. NY: Wiley, 2008.
- [4] K. J. Åström and B. Wittenmark, *Adaptive Control*, 2nd ed., NY: Dover, 2008.
- [5] H. Chernoff, "Sequential design of experiments," *Annals of Mathematical Statistics*, vol. 30, 1959.
- [6] S. Haykin, "Cognitive radar: a way of the future," *IEEE Signal Processing Magazine*, vol. 23, no. 1, pp. 30–40, Jan. 2006.
- [7] M. Naghshvar and T. Javidi, "Active sequential hypothesis testing," *The Annals of Statistics*, vol. 6, no. 41, pp. 2703–2738, 2013.
- [8] S. Nitinawarat, G. K. Atia, and V. V. Veeravalli, "Controlled sensing for multihypothesis testing," *IEEE Transactions on Automatic Control*, vol. 58, no. 10, pp. 2451–2464, Oct. 2013.
- [9] M. Franceschetti, S. Marano, and V. Matta, "Chernoff test for strong-or-weak radar models," *IEEE Transactions on Signal Processing*, vol. 65, no. 2, pp. 289–302, Jan. 2017.
- [10] S. S. Pradhan, J. Kusuma, and K. Ramchandran, "Distributed compression in a dense microsensor network," *IEEE Signal Processing Magazine*, vol. 19, pp. 51–60, Mar. 2002.
- [11] J. Akyildiz, W. Su, Y. Sankarasubramaniam, and E. Cayirci, "A survey on sensor networks," *IEEE Communications Magazine*, vol. 40, no. 8, pp. 102–114, Aug. 2002.
- [12] C. Chong and S. Kumar, "Sensor networks: Evolution, opportunities, and challenges," *Proceedings of the IEEE*, vol. 91, no. 8, pp. 1247–1256, Aug. 2003.
- [13] Z.-Q. Luo, M. Gastpar, J. Liu, and A. Swami, "Distributed signal processing in sensor networks," *IEEE Signal Processing Magazine*, vol. 23, no. 4, pp. 14–15, Jul. 2006.
- [14] J. B. Predd, S. R. Kulkarni, and H. V. Poor, "Distributed learning in wireless sensor networks," *IEEE Signal Processing Magazine*, vol. 23, no. 4, pp. 56–69, Jul. 2006.
- [15] J.-F. Chamberland and V. V. Veeravalli, "Decentralized detection in sensor networks," *IEEE Transactions on Signal Processing*, vol. 51, no. 2, pp. 407–416, Feb. 2003.
- [16] B. Chen, L. Tong, and P. Varshney, "Channel-aware distributed detection in wireless sensor networks," *IEEE Signal Processing Magazine*, vol. 23, no. 4, pp. 16–26, Jul. 2006.
- [17] S. Appadwedula, V. V. Veeravalli, and D. Jones, "Energy efficient detection in sensor networks," *IEEE Journal on Selected Areas in Communications*, vol. 23, pp. 639–702, Apr. 2005.
- [18] R. S. Blum and B. M. Sadler, "Energy efficient signal detection in sensor networks using ordered transmissions," *IEEE Transactions on Signal Processing*, vol. 56, no. 7, pp. 3229–3235, Jul. 2008.
- [19] L. Tong, Q. Zhao, and S. Adireddy, "Sensor networks with mobile agents," in *Proceedings of MILCOM 2003*, vol. 1, Boston, MA, Oct. 2003, pp. 688–693.
- [20] Z. Yang and L. Tong, "On the error exponent and the use of LDPC codes for cooperative sensor networks with misinformed nodes," *IEEE Transactions on Information Theory*, vol. 53, no. 9, pp. 3265–3274, Sep. 2007.
- [21] S. Marano, V. Matta, P. Willett, and L. Tong, "DOA estimation via a network of dumb sensors under the SENMA paradigm," *IEEE Signal Processing Letters*, vol. 12, no. 10, pp. 709–712, Oct. 2005.
- [22] S. Marano, V. Matta, and L. Tong, "Secrecy in cooperative SENMA with unauthorized intrusions," in *Proceedings of IEEE Workshop on Signal Processing Advances in Wireless Communications (SPAWC)*, Cannes, France, July 2–5 2006.
- [23] A. H. Sayed, "Adaptation, learning, and optimization over networks," in *Foundations and Trends in Machine Learning*. Boston-Delft: NOW Publishers, 2014, vol. 7, no. 4–5, pp. 311–801.
- [24] —, "Adaptive networks," *Proc. IEEE*, vol. 102, no. 4, pp. 460–497, Apr. 2014.
- [25] S. Kar and J. M. F. Moura, "Convergence rate analysis of distributed gossip (linear parameter) estimation: Fundamental limits and tradeoffs," *IEEE Journal of Selected Topics in Signal Processing*, vol. 5, no. 4, pp. 674–690, Aug. 2011.
- [26] P. Braca, S. Marano, and V. Matta, "Enforcing consensus while monitoring the environment in wireless sensor networks," *IEEE Transactions on Signal Processing*, vol. 56, no. 7, pp. 3375–3380, 2008.
- [27] P. Braca, S. Marano, V. Matta, and P. Willett, "Asymptotic optimality of running consensus in testing binary hypotheses," *IEEE Transactions on Signal Processing*, vol. 58, no. 2, pp. 814–825, 2010.
- [28] D. Bajovic, D. Jakovetić, J. Xavier, B. Sinopoli, and J. M. F. Moura, "Distributed detection via Gaussian running consensus: Large deviations asymptotic analysis," *IEEE Transactions on Signal Processing*, vol. 59, no. 9, pp. 4381–4396, Sep. 2011.
- [29] D. Jakovetić, J. M. F. Moura, and J. Xavier, "Distributed detection over noisy networks: Large deviations analysis," *IEEE Transactions on Signal Processing*, vol. 60, no. 8, pp. 4306–4320, Aug. 2012.
- [30] D. Bajovic, D. Jakovetić, J. M. F. Moura, J. Xavier, and B. Sinopoli, "Large deviations performance of consensus+innovations distributed detection with non-Gaussian observations," *IEEE Transactions on Signal Processing*, vol. 60, no. 11, pp. 5987–6002, Nov. 2012.
- [31] S. S. Boyd, A. Ghosh, and B. S. D. Prabhakar, "Gossip algorithms: Design, analysis and applications," in *Proc. of INFOCOM*, Miami, USA, March, 13–17 2005, pp. 1653–1664.
- [32] F. S. Cattivelli and A. H. Sayed, "Diffusion LMS strategies for distributed estimation," *IEEE Transactions on Signal Processing*, vol. 58, no. 3, pp. 1035–1048, Mar. 2010.
- [33] X. Zhao and A. H. Sayed, "Performance limits for distributed estimation over LMS adaptive networks," *IEEE Transactions on Signal Processing*, vol. 60, no. 10, pp. 5107–5124, 2012.
- [34] S.-Y. Tu and A. H. Sayed, "Diffusion strategies outperform consensus strategies for distributed estimation over adaptive networks," *IEEE Transactions on Signal Processing*, vol. 60, no. 12, pp. 6217–6234, Dec. 2012.
- [35] F. S. Cattivelli and A. H. Sayed, "Distributed detection over adaptive networks using diffusion adaptation," *IEEE Transactions on Signal Processing*, vol. 59, no. 5, pp. 1917–1932, 2011.
- [36] A. H. Sayed, S.-Y. Tu, J. Chen, X. Zhao, and Z. J. Towfic, "Diffusion strategies for adaptation and learning over networks: an examination of distributed strategies and network behavior," *IEEE Signal Processing Magazine*, vol. 30, no. 3, pp. 155–171, 2013.



- [37] A. H. Sayed, "Diffusion adaptation over networks," in *Academic Press Library in Signal Processing*, R. Chellapa and S. Theodoridis., Eds., North-Holland: Academic Press, Elsevier, 2014, vol. 3, pp. 323–454. Also available as arXiv:1205.4220[cs.MA]May2012.
- [38] J. Chen and A. H. Sayed, "On the learning behavior of adaptive networks—Part I: Transient analysis," *IEEE Transactions on Information Theory*, vol. 61, no. 6, pp. 3487–3517, Jun. 2015.
- [39] —, "On the learning behavior of adaptive networks—Part II: Performance analysis," *IEEE Transactions on Information Theory*, vol. 61, no. 6, pp. 3518–3548, Jun. 2015.
- [40] V. Matta, P. Braca, S. Marano, and A. H. Sayed, "Diffusion-based adaptive distributed detection: Steady-state performance in the slow adaptation regime," *IEEE Transactions on Information Theory*, vol. 62, no. 8, pp. 4710–4732, Aug. 2016.
- [41] —, "Distributed detection over adaptive networks: Refined asymptotics and the role of connectivity," *IEEE Transactions on Signal and Information Processing over Networks*, vol. 2, no. 4, pp. 442–460, Dec. 2016.
- [42] Z. Towfic, J. Chen, and A. H. Sayed, "Excess-risk of distributed stochastic learners," *IEEE Transactions on Information Theory*, vol. 62, no. 10, pp. 5753–5785, Oct. 2016.
- [43] J. N. Tsitsiklis, "Decentralized detection by a large number of sensors," *Math. Contr., Signals, Syst.*, vol. 1, pp. 167–182, 1988.
- [44] P. K. Varshney, *Distributed Detection and Data Fusion*. New York, NY: Springer, 1997.
- [45] J.-J. Xiao and Z.-Q. Luo, "Universal decentralized detection in a bandwidth-constrained sensor network," *IEEE Transactions on Signal Processing*, vol. 53, no. 8, pp. 2617–2624, Aug. 2005.
- [46] S. Marano, V. Matta, and F. Mazzarella, "Refining decisions after losing data: The unlucky broker problem," *IEEE Transactions on Signal Processing*, vol. 58, no. 4, pp. 1980–1990, Apr. 2010.
- [47] S. Kar, H. Chen, and P. K. Varshney, "Optimal identical binary quantizer design for distributed estimation," *IEEE Transactions on Signal Processing*, vol. 60, no. 7, pp. 3896–3901, Jul. 2012.
- [48] S. Zhu and B. Chen, "Distributed detection over connected networks via one-bit quantizer," in *Proc. of the IEEE International Symposium on Information Theory (ISIT)*, Barcelona, Spain, 10 - 15 Jul 2016, pp. 1526–1530.
- [49] —, "Quantized consensus by the ADMM: probabilistic versus deterministic quantizers," *IEEE Transactions on Signal Processing*, vol. 64, no. 7, pp. 1700–1713, Apr. 2016.
- [50] —, "Corrections to "Quantized consensus by the ADMM: probabilistic versus deterministic quantizers"," *IEEE Transactions on Signal Processing*, vol. 65, no. 6, pp. 1638–1639, Jan. 2017.
- [51] M. E. Chamie, J. Liu, and T. Başar, "Design and analysis of distributed averaging with quantized communication," *IEEE Transactions on Automatic Control*, vol. 61, no. 12, pp. 3870–3884, Dec. 2016.
- [52] S. Zhu, Y. C. Soh, and L. Xie, "Distributed parameter estimation with quantized communication via running average," *IEEE Transactions on Signal Processing*, vol. 58, no. 3, pp. 1383–1400, Mar. 2010.
- [53] T. Li, M. Fu, L. Xie, and J. F. Zhang, "Distributed consensus with limited communication data rate," *IEEE Transactions on Automatic Control*, vol. 56, no. 2, pp. 272–292, Feb. 2011.
- [54] S. Kar and J. M. Moura, "Distributed consensus algorithms in sensor networks: quantized data and random link failures," *IEEE Transactions on Signal Processing*, vol. 58, no. 3, pp. 1383–1400, Mar. 2010.
- [55] R. Carli, F. Fagnani, P. Frasca, and S. Zampieri, "Gossip consensus algorithms via quantized communication," *Automatica*, vol. 46, no. 1, pp. 70–80, Jan. 2010.
- [56] T. C. Aysal, M. J. Coates, and M. G. Rabbat, "Distributed average consensus with dithered quantization," *IEEE Transactions on Signal Processing*, vol. 56, no. 10, pp. 4905–4918, Oct. 2008.
- [57] P. Billingsley, *Probability and Measure*, 3rd ed., New York: Wiley-Interscience, 1995.
- [58] T. M. Cover and J. A. Thomas, *Elements of Information Theory*, 2nd ed., New Jersey, USA: Wiley-Interscience, 2006.
- [59] S. M. Kay, *Fundamentals of Statistical Signal Processing, Volume II: Detection Theory*. New Jersey: Prentice Hall, 1998.
- [60] A. Papoulis, *Probability, Random Variables, and Stochastic Processes*, 3rd ed., New York: McGraw-Hill, 1991.
- [61] P. Erdős, "On a family of symmetric Bernoulli convolutions," *Amer. J. Math.*, vol. 61, pp. 974–975, 1939.
- [62] —, "On the smoothness properties of Bernoulli convolutions," *Amer. J. Math.*, vol. 62, pp. 180–186, 1940.
- [63] Y. Peres and B. Solomyak, "Absolute continuity of Bernoulli convolutions, a simple proof," *Mathematical Research Letters*, vol. 3, pp. 231–239, 1996.
- [64] —, "Self-similar measures and intersections of Cantor sets," *Transactions of the American Mathematical Society*, vol. 350, no. 10, pp. 4065–4087, Oct. 1998.
- [65] M. Schroeder, *Fractal, Chaos, Power Laws. Minutes from an infinite paradise*. New York: W. H. Freeman and Company, 1991.
- [66] W. Feller, *An Introduction to Probability and Its Applications, Volume 2*. New York: John Wiley & Sons, 1971.
- [67] H. L. Van Trees, *Detection, Estimation, and Modulation Theory. Part I*. New York: John Wiley & Sons, 1968 (reprinted, 2001).
- [68] S. Marano, V. Matta, and L. Tong, "Distributed detection in the presence of Byzantine attacks," *IEEE Transactions on Signal Processing*, vol. 57, no. 1, pp. 16–29, Jan. 2009.
- [69] H. Shao, *Mathematical Statistics*, 2nd ed., Springer, 2003.
- [70] K. Knopp, *Theory and Application of Infinite Series*. London and Glasgow: Blakie & Son Limited, 1954.
- [71] W. Rudin, *Real and Complex Analysis*, 3rd ed., McGraw-Hill, 1987.
- [72] N. G. Shephard, "Inversion formulae for the distribution of ratios," *J. Statist. Comput. Simul.*, vol. 39, pp. 37–46, 1991.
- [73] J. Gurland, "Inversion formulae for the distribution of ratios," *The Annals of Statistics*, vol. 19, pp. 228–237, 1948.
- [74] R. B. Davies, "Numerical inversion of a characteristic function," *Biometrika*, vol. 60, no. 2, pp. 415–417, 1973.