

Variational Bayesian Inference of Line Spectral Estimation with Multiple Measurement Vectors

Qi Zhang, Jiang Zhu, Peter Gerstoft, Mihai Alin Badiu and Zhiwei Xu

Abstract

In this paper, the line spectral estimation (LSE) problem with multiple measurement vectors (MMVs) is studied utilizing the Bayesian methods. Motivated by the recently proposed variational line spectral estimation (VALSE) method, we extend it to deal with the MMVs setting, which is especially important in array signal processing. The VALSE method can automatically estimate the model order and nuisance parameters such as noise variance and weight variance. In addition, by approximating the probability density function (PDF) of the frequencies with the mixture of von Mises PDFs, closed-form update equation and the uncertainty degree of the estimates can be obtained. Interestingly, we find that the VALSE with MMVs can be viewed as applying the VALSE with single measurement vector (SMV) to each snapshot, and combining the intermediate data appropriately. Furthermore, the proposed prior distribution provides a good interpretation of tradeoff between grid and off-grid based methods. Finally, numerical results demonstrate the effectiveness of the VALSE method, compared to the state-of-the-art methods in the MMVs setting.

Keywords: Variational Bayesian inference, von Mises PDF, multiple measurement vectors, line spectral estimation

I. INTRODUCTION

Line spectral estimation (LSE) is one of the important problems in signal processing fields [1], which has many applications such as channel estimation in wireless communications [2] and direction of arrival estimation in radar systems [3]. Traditional methods for solving the LSE problem include periodogram, MUSIC and ESPRIT [1, 4, 5]. For periodogram method, it is difficult to recover the closely separated frequencies [1]. While for subspace methods such as MUSIC and ESPRIT which utilize the covariance matrix to estimate the frequencies, they perform well when the model order is known and the signal to noise ratio (SNR) is high. Given that the model order is unknown in applications, some criterions such as Akaike information criterion are adopted to estimate the model order [6].

In the past decades, sparse methods for LSE have been popular due to the development of sparse signal representation and compressed sensing theory. By discretizing the continuous frequency into a finite set of grid points, the nonlinear problem can be formulated as a linear problem. ℓ_1 optimization and sparse iterative covariance-based estimation (SPICE) are two main sparse methods [7–10]. Compared to classical methods, the grid based methods perform better by utilizing the sparsity in the spatial domain. Due to the grid mismatch, dictionary-based approaches suffer from spectral leakage. To mitigate the drawbacks of static dictionary, some methods have been proposed to gradually refine the dynamic dictionary, such as iterative grid refinement, joint sparse signal and parameter estimation [7, 11].

To avoid the model mismatch issues, off-grid compressed sensing methods have been proposed, such as atom norm minimization and gridless SPICE (GLS) [12–15]. For the atomic norm-based methods, the variance of the noise is required in advance. In contrast, GLS can be used to jointly estimate the frequencies and the noise variance. These off-grid based methods involve solving a semidefinite programming (SDP) problem [16], whose computation complexity is prohibitively high for large-scale problems.

A. Related Work

In [17], an exact discretization-free method called sparse and parametric approach (SPA) is proposed for uniform and sparse linear arrays. This method is based on the well-established covariance fitting criterion, and the LSE is cast as a SDP problem. In [18], a Newtonalized orthogonal matching pursuit (NOMP) method is proposed, where a Newton step and feedback are utilized to refine the frequency estimation. In addition, the NOMP algorithm is also extended to deal with the MMVs setting in [19]. Compared to the incremental step in updating the frequencies in NOMP approach, the iterative reweighted approach (IRA) [20] estimates the frequencies in parallel. In [21], superfast LSE methods are proposed based on fast Toeplitz matrix inversion algorithm.

The most closely related work is [22], which proposes off-grid based variational line spectral estimation (VALSE) algorithm. While in [23], the mixture of the von Mises distributions is encoded as the prior, and maximum a posterior (MAP) methods are proposed to estimate the frequencies with the number of frequencies being known. Compared to [22], we extend the VALSE to deal with the MMVs setting, which is really important in array signal processing. In addition, we propose a flexible prior and show that utilizing the prior appropriately improves the performance of the VALSE algorithm.

B. Main Contributions

The main contributions of this paper are summarized as follows: We rigorously develop the variational Bayesian inference method for LSE in the MMVs setting, which is especially important in array signal processing. Meanwhile, the derived VALSE reveals close relationship to the SMV VALSE algorithm, which is suitable for parallel processing. In addition, we propose a flexible prior distribution which can be encoded naturally with the VALSE method. The prior information may be given from past experience, and is particularly useful when the SNR is low or few samples are available. It is shown that the prior distribution can be viewed as a tradeoff between grid and off-grid based methods. Furthermore, substantial experiments are conducted to illustrate the competitive performance of the VALSE method, compared to other sparse based approaches.

Outline: We provide the problem model in Section II. Section III introduces some preliminary results. In Section IV, we establish the probabilistic formulation of LSE and introduce the variational approach. Numerical results are presented in Section V and conclusions are given in Section VI.

Notation: Let $\mathcal{S} \subset \{1, \dots, N\}$ be a subset of indices. For the matrix $\mathbf{A} \in \mathbb{C}^{M \times N}$, let $\mathbf{A}_{\mathcal{S}}$ denote the submatrix by deleting the columns of \mathbf{A} indexed by $\{1, \dots, N\} \setminus \mathcal{S}$. For the matrix $\mathbf{H} \triangleq [\mathbf{h}_1^T; \dots; \mathbf{h}_N^T] \in \mathbb{C}^{N \times L}$ and $\mathbf{W} \triangleq [\mathbf{w}_1^T; \dots; \mathbf{w}_N^T] \in \mathbb{C}^{N \times L}$, let \mathbf{h}_i^T and \mathbf{w}_i^T denote the i th row of \mathbf{H} and \mathbf{W} , respectively. Let $\mathbf{H}_{\mathcal{S}}$ and $\mathbf{W}_{\mathcal{S}}$ denote the submatrix by choosing the rows of \mathbf{H} and \mathbf{W} indexed by \mathcal{S} . For the matrix $\mathbf{J} \in \mathbb{C}^{N \times N}$, let $\mathbf{J}_{\mathcal{S}}$ denote the submatrix by choosing both the rows and columns of \mathbf{J} indexed by \mathcal{S} . Let $(\cdot)_{\mathcal{S}}^*$, $(\cdot)_{\mathcal{S}}^T$ and $(\cdot)_{\mathcal{S}}^H$ be the conjugate, transpose and Hermitian transpose operator of $(\cdot)_{\mathcal{S}}$, respectively. Let \mathbf{I}_L denote the identity matrix of dimension L . Let $\|\cdot\|_F$ denote the Frobenius norm. “ $\sim i$ ” denotes the indices \mathcal{S} excluding i and $\Re(\cdot)$ returns the real part.

II. PROBLEM SETUP

For line spectral estimation problem with L snapshots, the measurements $\mathbf{Y} \in \mathbb{C}^{M \times L}$ consist of a superposition of K complex sinusoids corrupted by the additive white Gaussian noise (AWGN), which is described by

$$\mathbf{Y} = \sum_{k=1}^K \mathbf{a}(\tilde{\theta}_k) \tilde{\mathbf{w}}_k^T + \tilde{\mathbf{U}}, \quad (1)$$

where M is the number of measurements for each observation. $\tilde{\mathbf{w}}_k$ and $\tilde{\theta}_k \in [-\pi, \pi)$ are the complex weight and frequency of the k th component, respectively. $\tilde{\mathbf{U}}$ represents the AWGN and $\mathbf{a}(\tilde{\theta}_k) = [1, e^{j\tilde{\theta}_k}, \dots, e^{j(M-1)\tilde{\theta}_k}]^T$. Since the number of complex sinusoids K is generally unknown, we adopt the following model

$$\mathbf{Y} = \sum_{i=1}^N \mathbf{a}(\theta_i) \mathbf{w}_i^T + \mathbf{U} = \mathbf{A} \mathbf{W} + \mathbf{U}, \quad (2)$$

where $\mathbf{A} = [\mathbf{a}(\theta_1), \dots, \mathbf{a}(\theta_N)] \in \mathbb{C}^{M \times N}$, $\mathbf{a}(\theta_i)$ denotes the i th column of \mathbf{A} , \mathbf{w}_i^T denote the i th row of $\mathbf{W} \in \mathbb{C}^{N \times L}$, and N is the assumed number of complex sinusoids and satisfies $N > K$. We introduce binary hidden variables $\mathbf{s} = [s_1, \dots, s_N]^T$, whose probability mass function is

$$p(s_i) = \lambda^{s_i} (1 - \lambda)^{(1-s_i)}, \quad s_i \in \{0, 1\}. \quad (3)$$

We also assume (s_i, \mathbf{w}_i) follows a Bernoulli-Gaussian distribution, that is

$$p(\mathbf{w}_i | s_i; \tau) = (1 - s_i) \delta(\mathbf{w}_i) + s_i f_{\text{CN}}(\mathbf{w}_i; 0, \tau \mathbf{I}_L), \quad (4)$$

where

$$f_{\text{CN}}(\mathbf{w}_i; 0, \tau \mathbf{I}_L) = \frac{1}{(\pi\tau)^L} \exp\left(-\frac{\|\mathbf{w}_i\|_2^2}{2\tau}\right).$$

From (3) and (4), it can be seen that the parameter λ controls the active probability of the i th component and τ is a variance parameter. The variable $\boldsymbol{\theta} = [\theta_1, \dots, \theta_N]^T$ has the prior probability density function (PDF) $p(\boldsymbol{\theta}) = \prod_{i=1}^N p(\theta_i)$. One can use the uninformative prior distribution $p(\theta_i) = \frac{1}{2\pi}$ as shown in [22]. Another way is to use the following more flexible prior distribution

$$p(\theta_i) = \sum_{n=1}^N \alpha_{i,n} f_{\text{VM}}(\theta_i; \mu_n, \kappa_p), \quad i = 1, \dots, N, \quad (5)$$

where $f_{\text{VM}}(\theta_i; \mu_n, \kappa_p)$ is the von Mises distribution defined later in (7), $\alpha_{i,n}$ is unknown and $\alpha_{i,n} \in \{0, 1\}$, $\sum_{n=1}^N \alpha_{i,n} = 1$, $\sum_{i=1}^N \alpha_{i,n} = 1$, μ_n and κ_p are known mean direction and concentration parameters. For example, $\alpha_{i,n}$ may be taken from the

(i, n) th element of \mathbf{I}_N . We emphasize that when inferring the frequencies, $\alpha_{i,n}$ is unknown and needs to be estimated. As for generating the frequencies in model (1), we use the prior distribution

$$p(\tilde{\theta}_k) = \sum_{n=1}^N \tilde{\alpha}_{k,n} f_{\text{VM}}(\tilde{\theta}_k; \tilde{\mu}_n, \tilde{\kappa}), \quad k = 1, \dots, K, \quad (6)$$

and $\tilde{\alpha}_{k,n}$ can be taken from the (k, n) th element of a given permutation matrix.

We assume that the components of the noise \mathbf{U} are independent and identically distributed (i.i.d.) complex Gaussian with mean zero and variance ν , which gives the likelihood

$$p(\mathbf{Y}|\boldsymbol{\theta}, \mathbf{W}; \nu) = \frac{1}{(\pi\nu)^{ML}} \exp\left(-\frac{\|\mathbf{Y} - \mathbf{A}\mathbf{W}\|_{\text{F}}^2}{\nu}\right).$$

We use $\boldsymbol{\beta} = \{\nu, \lambda, \tau\}$ to denote the model parameters.

III. PRELIMINARY

In this section, the standard probability distribution presented in [22] are summarized in order to make this paper self-contained. Firstly, the von Mises distribution is introduced. Then we present N -fold wrapped von Mises distribution. By using characteristic function matching principle, the N -fold wrapped von Mises distribution can be approximated as a mixture of von Mises distributions.

A. The von Mises distribution

Von Mises distribution is a useful distribution on the circle, and its form is similar to the Gaussian distribution on the line. The PDF of the von Mises distribution is [24, p. 36]

$$f_{\text{VM}}(\theta; \mu, \kappa) = \frac{1}{2\pi I_0(\kappa)} e^{\kappa \cos(\theta - \mu)}, \quad (7)$$

where μ is the mean direction, i.e., $E(\theta) = \mu$ for PDF $f_{\text{VM}}(\theta; \mu, \kappa)$, κ is the measure of concentration, $I_p(\kappa)$ is the modified Bessel function of the first kind and the order p given by [24, p. 348]

$$I_p(\kappa) = \frac{1}{2\pi} \int_0^{2\pi} \cos(p\theta) e^{\kappa \cos \theta} d\theta. \quad (8)$$

In complex notation, the PDF (7) is

$$f_{\text{VM}}(\theta; \eta) = \frac{1}{2\pi I_0(|\eta|)} e^{\Re\{\eta^* e^{j\theta}\}}, \quad (9)$$

where $\eta = \kappa e^{j\mu}$, and

$$f_{\text{VM}}(\theta; \eta_1) f_{\text{VM}}(\theta; \eta_2) \propto f_{\text{VM}}(\theta; \eta), \quad \eta = \eta_1 + \eta_2. \quad (10)$$

Thus the von Mises PDFs are closed under multiplication. In Fig. 1, the PDF of von Mises distribution with means being zero are presented. The concentrate parameters of the von Mises distributions are $\kappa = 10, 10^2, 10^3$ and 10^4 , respectively. As κ increases, the von Mises PDF becomes more concentrated around the means. For $\kappa = 10, 10^2, 10^3$ and 10^4 , the standard deviations of the von Mises distributions are 0.227, 0.071, 0.022 and 0.005, respectively.

Another way to describe the PDF is through the characteristic function. For distributions on the line, the characteristic function of a random variable X is $\phi_X(t) = E[e^{jtX}]$. Similarly, the characteristic function of distributions on the circle is $\phi_p = E[e^{jp\theta}]$, where p takes integer value as the distribution is invariant under $\theta \mapsto \theta + 2\pi$. For von Mises distribution, the characteristic function is [24, p. 40]

$$\phi_{p, \text{VM}} = e^{jp\mu} \frac{I_p(\kappa)}{I_0(\kappa)}, \quad p \in \mathbb{Z}. \quad (11)$$

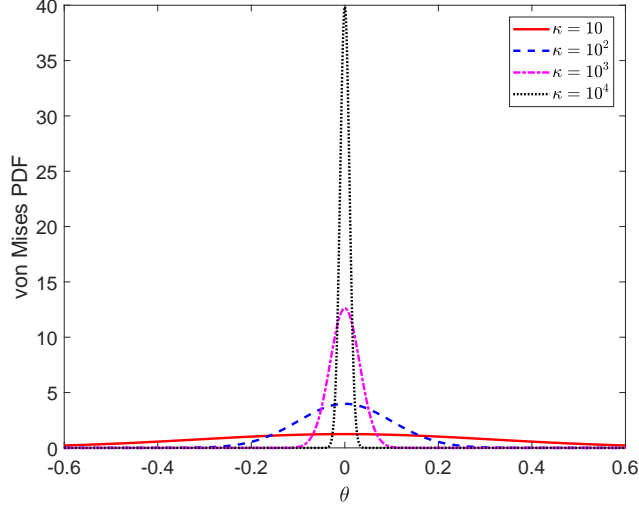


Fig. 1. The PDF of von Mises distribution of mean 0 with different κ . We only plot the interval where $\theta \in [-0.6, 0.6]$.

B. N -fold wrapped von Mises distribution

In many scenarios, such as image analysis, biology and physics, various distributions are approximated as N -fold rotational invariant whose PDFs are periodic functions with period $2\pi/N$. The N -fold wrapped von Mises distribution is one of them, and it has the PDF [24, pp. 52-54]

$$\begin{aligned} f_{\text{WVM}}(N\theta; \mu_w, \kappa_w) &= f_{\text{WVM}}(N\theta; \eta_w) \\ &= \frac{1}{2\pi I_0(|\eta_w|)} e^{\Re\{\eta_w^* e^{jN\theta}\}}, \end{aligned} \quad (12)$$

where $\eta_w = \kappa_w e^{jN\mu_w}$. Since N -fold wrapped von Mises distributions are not closed under multiplication, we approximate N -fold wrapped von Mises distribution as a mixture of von Mises distributions. The approximation is [22]

$$f_{\text{WVM}}(N\theta; \eta_w) \approx f_{\text{MVM}}(\theta; \boldsymbol{\eta}_m) \triangleq \sum_{n=0}^{N-1} \frac{1}{N} f_{\text{VM}}(\theta; \eta_{m,n}), \quad (13)$$

where $\boldsymbol{\eta}_m = [\eta_{m,0}, \dots, \eta_{m,N-1}]^T$, $\eta_{m,k} = \kappa_m e^{j\mu_{m,k}}$ and an additional restriction $\mu_{m,n} = \mu_m + \frac{2\pi n}{N}$. μ_m and κ_m are calculated as

$$\mu_m = \mu_w, \quad (14a)$$

$$\frac{I_N(\kappa_m)}{I_0(\kappa_m)} = \frac{I_1(\kappa_w)}{I_0(\kappa_w)}. \quad (14b)$$

IV. ALGORITHM

In the Bayesian inference framework, one goal is to compute the MAP estimates or the minimum mean square error (MMSE) estimates of $\boldsymbol{\theta}$, \mathbf{W} and \mathbf{S} . Given the observations \mathbf{Y} and nuisance parameters $\boldsymbol{\beta}$, the posterior distribution $p(\boldsymbol{\theta}, \mathbf{W}, \mathbf{S} | \mathbf{Y}; \boldsymbol{\beta})$ is calculated as

$$p(\boldsymbol{\theta}, \mathbf{W}, \mathbf{S} | \mathbf{Y}; \boldsymbol{\beta}) = \frac{p(\mathbf{Y}, \boldsymbol{\theta}, \mathbf{W}, \mathbf{S}; \boldsymbol{\beta})}{p(\mathbf{Y}; \boldsymbol{\beta})} \propto \left(\prod_{i=1}^N p(\theta_i) p(s_i) p(\mathbf{w}_i | s_i) \right) p(\mathbf{Y} | \boldsymbol{\theta}, \mathbf{W}),$$

where we use $p(\mathbf{w}_i | s_i)$ and $p(\mathbf{Y} | \boldsymbol{\theta}, \mathbf{W})$ instead of $p(\mathbf{w}_i | s_i; \tau)$ and $p(\mathbf{Y} | \boldsymbol{\theta}, \mathbf{W}; \nu)$ for simplicity. Directly maximizing the above posterior PDF with respect to $\boldsymbol{\theta}$, \mathbf{W} and \mathbf{S} to find the MAP estimates or calculating the MMSE estimates is intractable. As a result, we use variational inference method to approximate $p(\boldsymbol{\theta}, \mathbf{W}, \mathbf{S} | \mathbf{Y})$ with a given structured PDF $q(\boldsymbol{\theta}, \mathbf{W}, \mathbf{S} | \mathbf{Y})$. Variational Bayesian often uses the Kullback-Leibler (KL) divergence of $p(\boldsymbol{\theta}, \mathbf{W}, \mathbf{S} | \mathbf{Y})$ from $q(\boldsymbol{\theta}, \mathbf{W}, \mathbf{S} | \mathbf{Y})$ to describe their dissimilarity, which is defined as [25, p. 732]

$$\mathcal{D}_{\text{KL}}(q(\boldsymbol{\theta}, \mathbf{W}, \mathbf{S} | \mathbf{Y}) || p(\boldsymbol{\theta}, \mathbf{W}, \mathbf{S} | \mathbf{Y})) = \int q(\boldsymbol{\theta}, \mathbf{W}, \mathbf{S} | \mathbf{Y}) \log \frac{q(\boldsymbol{\theta}, \mathbf{W}, \mathbf{S} | \mathbf{Y})}{p(\boldsymbol{\theta}, \mathbf{W}, \mathbf{S} | \mathbf{Y})} d\boldsymbol{\theta} d\mathbf{W} d\mathbf{S}. \quad (15)$$

In general, we choose the posterior PDF $q(\boldsymbol{\theta}, \mathbf{W}, \mathbf{s}|\mathbf{Y})$ which minimizes the KL divergence. The log model evidence $\ln p(\mathbf{Y}; \boldsymbol{\beta})$ for any assumed PDF $q(\boldsymbol{\theta}, \mathbf{W}, \mathbf{s}|\mathbf{Y})$ is [25, pp. 732-733]

$$\ln p(\mathbf{Y}; \boldsymbol{\beta}) = \mathcal{D}_{\text{KL}}(q(\boldsymbol{\theta}, \mathbf{W}, \mathbf{s}|\mathbf{Y}) || p(\boldsymbol{\theta}, \mathbf{W}, \mathbf{s}|\mathbf{Y})) + \mathcal{L}(q(\boldsymbol{\theta}, \mathbf{W}, \mathbf{s}|\mathbf{Y})), \quad (16)$$

where

$$\mathcal{L}(q(\boldsymbol{\theta}, \mathbf{W}, \mathbf{s}|\mathbf{Y})) = \mathbb{E}_{q(\boldsymbol{\theta}, \mathbf{W}, \mathbf{s}|\mathbf{Y})} \left[\ln \frac{p(\mathbf{Y}, \boldsymbol{\theta}, \mathbf{W}, \mathbf{s}; \boldsymbol{\beta})}{q(\boldsymbol{\theta}, \mathbf{W}, \mathbf{s}|\mathbf{Y})} \right]. \quad (17)$$

For a given data \mathbf{Y} , $\ln p(\mathbf{Y}; \boldsymbol{\beta})$ is a constant, thus minimizing the KL divergence is equivalent to maximizing $\mathcal{L}(q(\boldsymbol{\theta}, \mathbf{W}, \mathbf{s}|\mathbf{Y}))$ in (16). Therefore we maximize $\mathcal{L}(q(\boldsymbol{\theta}, \mathbf{W}, \mathbf{s}|\mathbf{Y}))$ in the sequel.

For the factored PDF $q(\boldsymbol{\theta}, \mathbf{W}, \mathbf{s}|\mathbf{Y})$, we make the following assumptions: 1) The posterior of the frequencies $q(\theta_i|\mathbf{Y})$ are independent of each other. 2) The posterior of the binary hidden variables $q(\mathbf{s}|\mathbf{Y})$ has all its mass at $\hat{\mathbf{s}}$, i.e., $q(\mathbf{s}|\mathbf{Y}) = \delta(\mathbf{s} - \hat{\mathbf{s}})$. 3) Given \mathbf{Y} and \mathbf{s} , the frequencies and weights are independent. As a result,

$$q(\boldsymbol{\theta}, \mathbf{W}, \mathbf{s}|\mathbf{Y}) = \prod_{i=1}^N q(\theta_i|\mathbf{Y}) q(\mathbf{W}|\mathbf{Y}, \mathbf{s}) q(\mathbf{s}|\mathbf{Y}). \quad (18)$$

Due to the factorization property of (18), the frequencies $\boldsymbol{\theta}$ can be estimated from the marginal distribution $q(\boldsymbol{\theta}, \mathbf{W}, \mathbf{s}|\mathbf{Y})$ as [24, pp. 26]

$$\hat{\theta}_i = \arg(\mathbb{E}_{q(\theta_i|\mathbf{Y})}[\mathbf{e}^{j\theta_i}]), \quad (19a)$$

$$\hat{\mathbf{a}}_i = \mathbb{E}_{q(\theta_i|\mathbf{Y})}(\mathbf{a}(\theta_i)), \quad i \in \{1, \dots, N\}, \quad (19b)$$

where $\arg(\cdot)$ returns the angle. In IV-A, we will approximate $q(\theta_i|\mathbf{Y})$ as a von Mises distribution. For von Mises distribution $f_{\text{VM}}(\theta; \mu, \kappa)$ (7), $\arg(\mathbb{E}_{f_{\text{VM}}(\theta; \mu, \kappa)}[\mathbf{e}^{j\theta}]) = \arg\left(\mathbf{e}^{j\mu} \frac{I_1(\kappa)}{I_0(\kappa)}\right) = \mu = \mathbb{E}_{f_{\text{VM}}(\theta; \mu, \kappa)}[\theta]$. Therefore, $\hat{\theta}_i$ is also the mean direction of θ for von Mises distribution.

Besides, $\hat{\mathbf{a}}_i$ (19b) can be calculated easily from (11). From (11), the magnitudes of $\mathbb{E}_{q(\theta_i|\mathbf{Y})}[\mathbf{e}^{jm\theta_i}]$ are $\frac{I_m(\kappa)}{I_0(\kappa)} < 1$ for $m \in \{1, \dots, M-1\}$ because of $I_m(\kappa) < I_0(\kappa)$ for $m > 0$. An alternative approach is to estimate $\mathbf{a}(\theta_i)$ as $\mathbf{a}(\hat{\theta}_i)$. For large κ , the bias is small and the performance of utilising $\hat{\mathbf{a}}_i$ (19b) is similar to that of utilizing $\mathbf{a}(\hat{\theta}_i)$. Thus we use (19b) to estimate $\mathbf{a}(\theta_i)$. For the given posterior PDF $q(\mathbf{W}|\mathbf{Y}, \hat{\mathbf{s}})$, the mean and covariance of the weights are estimated as

$$\hat{\mathbf{w}}_i = \mathbb{E}_{q(\mathbf{W}|\mathbf{Y})}[\mathbf{w}_i], \quad (20a)$$

$$\hat{\mathbf{C}}_{i,j} = \mathbb{E}_{q(\mathbf{W}|\mathbf{Y})}[\mathbf{w}_i \mathbf{w}_j^H] - \hat{\mathbf{w}}_i \hat{\mathbf{w}}_j^H, \quad i, j \in \{1, \dots, N\}. \quad (20b)$$

Given that $q(\mathbf{s}|\mathbf{Y}) = \delta(\mathbf{s} - \hat{\mathbf{s}})$, the posterior PDF of \mathbf{W} is

$$q(\mathbf{W}|\mathbf{Y}) = q(\mathbf{W}|\mathbf{Y}, \mathbf{s}) \delta(\mathbf{s} - \hat{\mathbf{s}}) = q(\mathbf{W}|\mathbf{Y}, \hat{\mathbf{s}}). \quad (21)$$

Let \mathcal{S} be the set of indices of the non-zero components of \mathbf{s} , i.e.,

$$\mathcal{S} = \{i | 1 \leq i \leq N, s_i = 1\}.$$

Analogously, we define $\hat{\mathcal{S}}$ based on $\hat{\mathbf{s}}$. The model order is the cardinality of $\hat{\mathcal{S}}$, i.e.,

$$\hat{K} = |\hat{\mathcal{S}}|.$$

According to (2), the noise-free signal is reconstructed as

$$\hat{\mathbf{Y}} = \sum_{i \in \hat{\mathcal{S}}} \hat{\mathbf{a}}_i \hat{\mathbf{w}}_i^T$$

Maximizing $\mathcal{L}(q(\boldsymbol{\theta}, \mathbf{W}, \mathbf{s}|\mathbf{Y}))$ with respect to all the factors is also intractable. Similar to the Gauss-Seidel method [26], we optimize \mathcal{L} over each factor $q(\theta_i|\mathbf{Y})$, $i = 1, \dots, N$ and $q(\mathbf{W}, \mathbf{s}|\mathbf{Y})$ separately with the others being fixed. In the following, we detail the procedures.

A. Inferring the frequencies

For each $i = 1, \dots, N$, we maximize \mathcal{L} with respect to the factor $q(\theta_i|\mathbf{Y})$. For $i \notin \mathcal{S}$, we have $q(\theta_i|\mathbf{Y}) = p(\theta_i)$. For $i \in \mathcal{S}$, the optimal factor $q(\theta_i|\mathbf{Y})$ can be calculated as [25, pp. 736-737]

$$\ln q(\theta_i|\mathbf{Y}) = \mathbb{E}_{\sim \theta_i} [\ln p(\mathbf{Y}, \theta_i, \boldsymbol{\theta}_{\sim i}, \mathbf{W}, \mathbf{s}; \boldsymbol{\beta})] + \text{const}, \quad (22)$$

where $E_{\sim\theta_i}[\cdot]$ denotes the expectation with respect to $q(\mathbf{W}|\mathbf{Y}, \hat{\mathbf{s}}) \prod_{j \neq i} q(\theta_j|\mathbf{Y})$ except θ_i . The constant ensures normalization of the PDF. Substituting (19) and (20) in (22), we obtain

$$\begin{aligned} \ln q(\theta_i|\mathbf{Y}) &= E_{\sim\theta_i}[\ln p(\mathbf{Y}, \theta_i, \boldsymbol{\theta}_{\sim i}, \mathbf{W}, \mathbf{s}; \boldsymbol{\beta})] + \text{const} = E_{\sim\theta_i}[\ln(p(\boldsymbol{\theta})p(\mathbf{s})p(\mathbf{W}|\mathbf{s})p(\mathbf{Y}|\boldsymbol{\theta}, \mathbf{W}))] + \text{const} \\ &= E_{\sim\theta_i}[\sum_{j=1}^N \ln p(\theta_j) + \sum_{j=1}^N \ln p(s_j) + \ln p(\mathbf{W}|\mathbf{s}) + \ln p(\mathbf{Y}|\boldsymbol{\theta}, \mathbf{W})] + \text{const} \\ &= \ln p(\theta_i) + E_{\sim\theta_i}[\nu^{-1} \|\mathbf{Y} - \mathbf{A}_{\hat{\mathcal{S}}} \mathbf{W}_{\hat{\mathcal{S}}}\|_{\text{F}}^2] + \text{const} \\ &= \ln p(\theta_i) + E_{\sim\theta_i}[2\nu^{-1} \Re(\text{tr}(\mathbf{Y}^H \mathbf{A}_{\hat{\mathcal{S}}} \mathbf{W}_{\hat{\mathcal{S}}})) - \nu^{-1} \text{tr}((\mathbf{A}_{\hat{\mathcal{S}}} \mathbf{W}_{\hat{\mathcal{S}}})^H (\mathbf{A}_{\hat{\mathcal{S}}} \mathbf{W}_{\hat{\mathcal{S}}}))] + \text{const} \\ &= \ln p(\theta_i) + 2\nu^{-1} \Re(\hat{\mathbf{w}}_i^T \mathbf{Y}^H \mathbf{a}(\theta_i)) - E_{\sim\theta_i}[2\nu^{-1} \Re(\mathbf{w}_i^T \mathbf{W}_{\hat{\mathcal{S}} \setminus \{i\}}^H \mathbf{A}_{\hat{\mathcal{S}} \setminus \{i\}}^H)] \mathbf{a}(\theta_i) + \text{const}, \end{aligned}$$

Therefore

$$q(\theta_i|\mathbf{Y}) \propto p(\theta_i) \exp\{\Re((2\nu^{-1}(\hat{\mathbf{w}}_i^T \mathbf{Y}^H p - E_{\sim\theta_i}[\mathbf{w}_i^T \mathbf{W}_{\hat{\mathcal{S}} \setminus \{i\}}^* \mathbf{A}_{\hat{\mathcal{S}} \setminus \{i\}}^H])) \mathbf{a}(\theta_i))\}.$$

After further manipulation utilizing (19), (20) and (12), $q(\theta_i|\mathbf{y})$ is simplified as

$$q(\theta_i|\mathbf{Y}) \propto p(\theta_i) \exp\{\Re(\boldsymbol{\eta}_i^H \mathbf{a}(\theta_i))\} = p(\theta_i) \prod_{m=1}^{M-1} \exp\{\Re(\eta_{i,m}^* e^{jm\theta_i})\} \propto p(\theta_i) \prod_{m=1}^{M-1} f_{\text{WVM}}(m\theta_i; \eta_{i,m}), \quad (23)$$

where $p(\theta_i)$ is defined in (5), the complex vector $\boldsymbol{\eta}_i$ is given by

$$\begin{aligned} \boldsymbol{\eta}_i &= 2\nu^{-1}(\mathbf{Y} \hat{\mathbf{w}}_i^* - \hat{\mathbf{A}}_{\hat{\mathcal{S}} \setminus \{i\}} E_{\sim\theta_i}[\mathbf{W}_{\hat{\mathcal{S}} \setminus \{i\}}^T \mathbf{w}_i^*]) \\ &= 2\nu^{-1}(\mathbf{Y} \hat{\mathbf{w}}_i^* - \sum_{l \in \hat{\mathcal{S}} \setminus \{i\}} \hat{\mathbf{a}}_l E_{\sim\theta_i}[\mathbf{w}_l^T \mathbf{w}_i^*]) \\ &= 2\nu^{-1}(\mathbf{Y} \hat{\mathbf{w}}_i^* - \sum_{l \in \hat{\mathcal{S}} \setminus \{i\}} \hat{\mathbf{a}}_l E_{\sim\theta_i}[\mathbf{w}_i^H \mathbf{w}_l]) \\ &= 2\nu^{-1}(\mathbf{Y} \hat{\mathbf{w}}_i^* - \sum_{l \in \hat{\mathcal{S}} \setminus \{i\}} \hat{\mathbf{a}}_l (\text{tr}(\hat{\mathbf{C}}_{l,i}) + \hat{\mathbf{w}}_i^H \hat{\mathbf{w}}_l)), \end{aligned} \quad (24)$$

$\eta_{i,m}$ denotes the m th element of $\boldsymbol{\eta}_i$ with the polar form $\eta_{i,m} = \kappa_{i,m} e^{j\mu_{i,m}}$.

The posterior distribution $q(\theta_i|\mathbf{Y})$ can be approximated as a von Mises distribution according to [22], which consists of two steps. Firstly, we pick the most dominant von Mises distribution whose mean direction is $\bar{\theta}_i$ and estimate $\alpha_{i,n}$ (5) as $\hat{\alpha}_{i,n}$. Then we add a Newton step to refine the estimation, i.e.,

$$\hat{\theta}_i = \mu = \bar{\theta}_i - \frac{f'(\bar{\theta}_i)}{f''(\bar{\theta}_i)}, \quad (25a)$$

$$\hat{\kappa}_i = A^{-1} \exp\left(\frac{1}{2f''(\bar{\theta}_i)}\right), \quad (25b)$$

the detail of the inverse of $A(\cdot) \triangleq \frac{I_1(\cdot)}{I_0(\cdot)}$ is given in [24]. $f(\theta)$ denotes the exponent of (23) with $\alpha_{i,n}$ replaced with $\hat{\alpha}_{i,n}$. As a result, $q(\theta_i|\mathbf{Y})$ can be approximated as

$$q(\theta_i|\mathbf{Y}) \approx f_{\text{VM}}(\theta_i; \hat{\eta}_i), \quad (26)$$

where $\hat{\eta}_i = \hat{\kappa}_i e^{j\hat{\theta}_i}$. The elements of $\hat{\mathbf{a}}_i$ are the characteristic functions (11) of $f_{\text{VM}}(\theta_i; \hat{\eta}_i)$ for $p \in \{0, 1, \dots, M-1\}$, which are

$$\hat{\mathbf{a}}_i = \text{diag}\left(1, \frac{I_1(\hat{\kappa}_i)}{I_0(\hat{\kappa}_i)}, \dots, \frac{I_{M-1}(\hat{\kappa}_i)}{I_0(\hat{\kappa}_i)}\right) \mathbf{a}(\hat{\theta}_i). \quad (27)$$

Remark 1 Different from [22], we assume that the frequencies follow the distribution (5). When $\kappa_p = 0$, $p(\theta_i) = \frac{1}{2\pi}$, which is the uninformative prior. Interestingly, when κ_p tends to infinity, $p(\theta_i) = \sum_{n=1}^N \alpha_{i,n} \delta(\theta_i - \mu_n)$, where $\delta(\cdot)$ denotes the delta function. Consequently, the signal model (2) is a sum over deterministic frequencies μ_i , i.e.,

$$\mathbf{Y} = \sum_{i=1}^N \mathbf{a}(\mu_i) \mathbf{w}_i^T + \mathbf{U}, \quad (28)$$

and the VALSE algorithm can be viewed as a grid based method. Thus, by varying κ_p , the prior of the VALSE algorithm provides a trade-off between grid and off-grid based method.

B. Inferring the weights and support

Next we keep $q(\theta_i|\mathbf{Y}), i = 1, \dots, N$ fixed and maximize \mathcal{L} w.r.t. $q(\mathbf{W}, \mathbf{s}|\mathbf{Y})$. Plugging the postulated PDF (18) in (17) we obtain

$$\mathcal{L}(q(\mathbf{W}|\mathbf{Y}, \mathbf{s}; \hat{\mathbf{s}})) = \text{const} - E_{q(\mathbf{W}|\mathbf{Y}, \mathbf{s})} \{ \ln q(\mathbf{W}|\mathbf{Y}, \hat{\mathbf{s}}) - E_{q(\theta|\mathbf{Y})} [\ln p(\mathbf{Y}, \theta, \mathbf{W}, \hat{\mathbf{s}}; \beta)] \}. \quad (29)$$

Let us introduce a PDF

$$t(\mathbf{W}; \hat{\mathbf{s}}) = \frac{1}{Z(\hat{\mathbf{s}})} \exp \{ E_{q(\theta|\mathbf{Y})} [\ln p(\mathbf{Y}, \theta, \mathbf{W}, \hat{\mathbf{s}}; \beta)] \},$$

where $Z(\hat{\mathbf{s}})$ is the normalizing constant. (29) can be simplified as

$$\mathcal{L}(q(\mathbf{W}|\mathbf{Y}, \mathbf{s}; \hat{\mathbf{s}})) = -\mathcal{D}_{\text{KL}}(q(\mathbf{W}|\mathbf{Y}, \mathbf{s})||t) + \ln Z(\hat{\mathbf{s}}) + \text{const}. \quad (30)$$

Given that the KL divergence $\mathcal{D}_{\text{KL}}(q(\mathbf{W}|\mathbf{Y}, \mathbf{s})||t)$ is nonnegative and equals to 0 if and only if $q(\mathbf{W}|\mathbf{Y}, \mathbf{s}) = t$, the maximum of \mathcal{L} (30) over $q(\mathbf{W}, \mathbf{s}|\mathbf{Y})$ is attained when

$$\hat{\mathbf{s}} = \underset{\mathbf{s}}{\text{argmax}} \ln Z(\mathbf{s}) \quad \text{and} \quad q(\mathbf{W}|\mathbf{Y}, \hat{\mathbf{s}}) = t(\mathbf{W}; \hat{\mathbf{s}}). \quad (31)$$

Before further deriving $q(\mathbf{W}|\mathbf{Y}, \hat{\mathbf{s}})$, we define two matrices \mathbf{J} and \mathbf{H} as

$$J_{ij} = \begin{cases} M, & i = j \\ \hat{\mathbf{a}}_i^H \hat{\mathbf{a}}_j, & i \neq j \end{cases}, \quad i, j \in \{1, 2, \dots, N\},$$

$$\mathbf{H} = [\hat{\mathbf{a}}_1^H \mathbf{Y}; \dots; \hat{\mathbf{a}}_N^H \mathbf{Y}], \quad (32)$$

where J_{ij} denotes the element of the i th row and the j th column of \mathbf{J} . From (21) and (31) we obtain

$$\begin{aligned} q(\mathbf{W}|\mathbf{Y}) &= t(\mathbf{W}; \hat{\mathbf{s}}) = \frac{1}{Z(\hat{\mathbf{s}})} \exp \{ E_{q(\theta|\mathbf{Y})} [\ln p(\mathbf{Y}, \theta, \mathbf{W}, \hat{\mathbf{s}}; \beta)] \} \\ &= \frac{1}{Z(\hat{\mathbf{s}})} \exp \{ \text{const} + \|\hat{\mathbf{s}}\|_0 \ln \lambda - \|\hat{\mathbf{s}}\|_0 \ln(1 - \lambda) - \|\hat{\mathbf{s}}\|_0 L \ln(\pi \tau) - \tau^{-1} \text{tr}(\mathbf{W}_{\hat{\mathbf{s}}}^H \mathbf{W}_{\hat{\mathbf{s}}}) \\ &\quad + \nu^{-1} \text{tr}(\mathbf{W}_{\hat{\mathbf{s}}}^H \mathbf{H}_{\hat{\mathbf{s}}}) + \nu^{-1} \text{tr}(\mathbf{H}_{\hat{\mathbf{s}}}^H \mathbf{W}_{\hat{\mathbf{s}}}) - \nu^{-1} \text{tr}(\mathbf{W}_{\hat{\mathbf{s}}}^H \mathbf{J}_{\hat{\mathbf{s}}} \mathbf{W}_{\hat{\mathbf{s}}}) \}, \end{aligned} \quad (33)$$

which is quadratic in \mathbf{W} . Given that \mathbf{w}_i is Gaussian distributed for $s_i = 1$, we obtain $q(\mathbf{W}|\mathbf{Y}) = f_{\text{CN}}(\mathbf{W}_{\hat{\mathbf{s}}}; \widehat{\mathbf{W}}_{\hat{\mathbf{s}}}, \widehat{\mathbf{C}}_{\hat{\mathbf{s}}}) \prod_{i \notin \hat{\mathbf{s}}} \delta(\mathbf{w}_i)$,

$$f_{\text{CN}}(\mathbf{W}_{\hat{\mathbf{s}}}; \widehat{\mathbf{W}}_{\hat{\mathbf{s}}}, \widehat{\mathbf{C}}_{\hat{\mathbf{s}}}) \triangleq \frac{1}{(\pi)^{\|\hat{\mathbf{s}}\|_0 L} \det(\widehat{\mathbf{C}}_{\hat{\mathbf{s}}})} \exp \{ -((\text{vec}(\mathbf{W}_{\hat{\mathbf{s}}}^T) - \text{vec}(\widehat{\mathbf{W}}_{\hat{\mathbf{s}}}^T))^H \widehat{\mathbf{C}}_{\hat{\mathbf{s}}}^{-1} (\text{vec}(\mathbf{W}_{\hat{\mathbf{s}}}^T) - \text{vec}(\widehat{\mathbf{W}}_{\hat{\mathbf{s}}}^T)) \}.$$

According to the fact that the coefficients of $\widehat{\mathbf{W}}_{\hat{\mathbf{s}}}$ in (33) should be equal to that of (IV-B) and the formula [27, p. 28]

$$\text{tr}(\mathbf{ABCD}) = \text{vec}^T(\mathbf{D}^T)(\mathbf{C}^T \otimes \mathbf{A})\text{vec}(\mathbf{B}),$$

we obtain

$$\begin{aligned} &\nu^{-1} \text{tr}(\mathbf{W}_{\hat{\mathbf{s}}}^H (\mathbf{J}_{\hat{\mathbf{s}}} + \frac{\nu}{\tau} \mathbf{I}_{|\hat{\mathbf{s}}|}) \mathbf{W}_{\hat{\mathbf{s}}}) \\ &= \nu^{-1} \text{vec}^T(\mathbf{W}_{\hat{\mathbf{s}}}^T) ((\mathbf{J}_{\hat{\mathbf{s}}}^T + \frac{\nu}{\tau} \mathbf{I}_{|\hat{\mathbf{s}}|}) \otimes \mathbf{I}_L) \text{vec}(\mathbf{W}_{\hat{\mathbf{s}}}^H) = \nu^{-1} \text{vec}^H(\mathbf{W}_{\hat{\mathbf{s}}}^T) ((\mathbf{J}_{\hat{\mathbf{s}}} + \frac{\nu}{\tau} \mathbf{I}_{|\hat{\mathbf{s}}|}) \otimes \mathbf{I}_L) \text{vec}(\mathbf{W}_{\hat{\mathbf{s}}}^T) = \text{vec}^H(\mathbf{W}_{\hat{\mathbf{s}}}^T) \widehat{\mathbf{C}}_{\hat{\mathbf{s}}}^{-1} \text{vec}(\mathbf{W}_{\hat{\mathbf{s}}}^T) \end{aligned}$$

and

$$\begin{aligned} \nu^{-1} \text{tr}(\mathbf{H}_{\hat{\mathbf{s}}}^H \mathbf{W}_{\hat{\mathbf{s}}}) &= \nu^{-1} \text{vec}^T(\mathbf{W}_{\hat{\mathbf{s}}}^T) ((\mathbf{H}_{\hat{\mathbf{s}}}^* \otimes \mathbf{I}_L) \text{vec}(\mathbf{I}_L)) \\ &= \nu^{-1} \text{vec}^T(\mathbf{I}_L) (\mathbf{H}_{\hat{\mathbf{s}}}^H \otimes \mathbf{I}_L) \text{vec}(\mathbf{W}_{\hat{\mathbf{s}}}^T) \\ &= \text{vec}^H(\widehat{\mathbf{W}}_{\hat{\mathbf{s}}}^T) \widehat{\mathbf{C}}_{\hat{\mathbf{s}}}^{-1} \text{vec}(\mathbf{W}_{\hat{\mathbf{s}}}^T), \end{aligned}$$

where \otimes denotes the Kronecker product. The mean and covariance matrix of $\mathbf{W}_{\hat{\mathbf{s}}}$ are computed as

$$\text{vec}(\widehat{\mathbf{W}}_{\hat{\mathbf{s}}}^T) = \nu^{-1} \widehat{\mathbf{C}}_{\hat{\mathbf{s}}} (\mathbf{H}_{\hat{\mathbf{s}}} \otimes \mathbf{I}_L) \text{vec}(\mathbf{I}_L), \quad (34a)$$

$$\widehat{\mathbf{C}}_{\hat{\mathbf{s}}} = \nu (\mathbf{J}_{\hat{\mathbf{s}}} + \frac{\nu}{\tau} \mathbf{I}_{|\hat{\mathbf{s}}|})^{-1} \otimes \mathbf{I}_L. \quad (34b)$$

Letting $\widehat{\mathbf{C}}_{\hat{\mathbf{s}},0} = \nu (\mathbf{J}_{\hat{\mathbf{s}}} + \frac{\nu}{\tau} \mathbf{I}_{|\hat{\mathbf{s}}|})^{-1}$ and utilizing the formulas [27, pp. 25-26]

$$(\mathbf{A} \otimes \mathbf{B})(\mathbf{C} \otimes \mathbf{D}) = (\mathbf{AC}) \otimes (\mathbf{BD}) \quad \text{and} \quad \text{vec}(\mathbf{ABC}) = (\mathbf{C}^T \otimes \mathbf{A})\text{vec}(\mathbf{B}),$$

(34) can be simplified as

$$\widehat{\mathbf{W}}_{\hat{\mathbf{s}}} = \nu^{-1} \widehat{\mathbf{C}}_{\hat{\mathbf{s}},0} \mathbf{H}_{\hat{\mathbf{s}}} \quad \text{and} \quad \widehat{\mathbf{C}}_{\hat{\mathbf{s}}} = \widehat{\mathbf{C}}_{\hat{\mathbf{s}},0} \otimes \mathbf{I}_L. \quad (35)$$

Then, we need to find the sequence $\hat{\mathbf{s}}$ which maximizes

$$\begin{aligned}
\ln Z(\mathbf{s}) &= \mathbb{E}_{q(\boldsymbol{\theta}|\mathbf{Y})}[\ln p(\mathbf{Y}, \boldsymbol{\theta}, \mathbf{W}, \mathbf{s}; \boldsymbol{\beta})] - \ln t(\mathbf{W}; \mathbf{s}) \\
&= \text{const} + \|\mathbf{s}\|_0 \ln \lambda - \|\mathbf{s}\|_0 \ln(1 - \lambda) - \|\mathbf{s}\|_0 L \ln(\pi\tau) - \tau^{-1} \text{tr}(\mathbf{W}_{\mathcal{S}}^H \mathbf{W}_{\mathcal{S}}) + \nu^{-1} \text{tr}(\mathbf{W}_{\mathcal{S}}^H \hat{\mathbf{A}}_{\mathcal{S}}^H \mathbf{Y}) + \nu^{-1} \text{tr}(\mathbf{Y}^H \hat{\mathbf{A}}_{\mathcal{S}} \mathbf{W}_{\mathcal{S}}) \\
&\quad - \nu^{-1} \text{tr}(\mathbf{W}_{\mathcal{S}}^H \mathbf{J}_{\mathcal{S}} \mathbf{W}_{\mathcal{S}}) + \|\mathbf{s}\|_0 L \ln(\pi) + \ln \det(\hat{\mathbf{C}}_{\mathcal{S}})^{-1} + (\text{vec}(\mathbf{W}_{\mathcal{S}}^T) - \text{vec}(\hat{\mathbf{W}}_{\mathcal{S}}^T))^H \hat{\mathbf{C}}_{\mathcal{S}}^{-1} (\text{vec}(\mathbf{W}_{\mathcal{S}}^T) - \text{vec}(\hat{\mathbf{W}}_{\mathcal{S}}^T)) \\
&= \ln \det((\mathbf{J}_{\mathcal{S}} + \frac{\nu}{\tau} \mathbf{I}_{|\mathcal{S}|})^{-1}) + \nu^{-1} \text{tr}(\mathbf{H}_{\mathcal{S}}^H (\mathbf{J}_{\mathcal{S}} + \frac{\nu}{\tau} \mathbf{I}_{|\mathcal{S}|})^{-1} \mathbf{H}_{\mathcal{S}}) + \|\mathbf{s}\|_0 \ln \frac{\lambda}{1 - \lambda} + \|\mathbf{s}\|_0 L \ln \frac{\nu}{\tau} + \text{const}.
\end{aligned} \tag{36}$$

Finding the maximum of (36) is NP-hard. As a consequence, a greedy iterative search strategy similar to [22] is proposed to find a local maximum of $\ln Z(\mathbf{s})$ in Appendix A.

C. Estimating the model parameters

After updating the frequencies and weights, we now estimate the model parameters $\boldsymbol{\beta} = \{\nu, \lambda, \tau\}$ via maximizing the lower bound $\mathcal{L}(q(\boldsymbol{\theta}, \mathbf{W}, \mathbf{s}|\mathbf{Y}); \boldsymbol{\beta})$ for fixed $q(\boldsymbol{\theta}, \mathbf{W}, \mathbf{s}|\mathbf{Y})$, i.e.,

$$\begin{aligned}
\mathcal{L}(q(\boldsymbol{\theta}, \mathbf{W}, \mathbf{s}|\mathbf{Y}); \boldsymbol{\beta}) &= \mathbb{E}_{q(\boldsymbol{\theta}, \mathbf{W}, \mathbf{s}|\mathbf{Y})}[\ln \frac{p(\mathbf{Y}, \boldsymbol{\theta}, \mathbf{W}, \mathbf{s}; \boldsymbol{\beta})}{q(\boldsymbol{\theta}, \mathbf{W}, \mathbf{s}|\mathbf{Y})}] \\
&= \mathbb{E}_{q(\boldsymbol{\theta}, \mathbf{W}, \mathbf{s}|\mathbf{Y})}[\sum_{i=1}^N \ln p(s_i) + \ln p(\mathbf{W}|\mathbf{s}) + \ln p(\mathbf{Y}|\boldsymbol{\theta}, \mathbf{W})] + \text{const} \\
&= \|\hat{\mathbf{s}}\|_0 \ln \lambda - \|\hat{\mathbf{s}}\|_0 \ln(1 - \lambda) + \|\hat{\mathbf{s}}\|_0 L \ln \frac{1}{\pi\tau} - \mathbb{E}_{q(\mathbf{W}|\mathbf{Y})}[\frac{1}{\tau} \text{tr}(\mathbf{W}_{\mathcal{S}} \mathbf{W}_{\mathcal{S}}^H)] + ML \ln \frac{1}{\pi\nu} - \frac{1}{\nu} \text{tr}(\mathbf{Y}^H \mathbf{Y}) \\
&\quad + \frac{2}{\nu} \Re(\text{tr}(\hat{\mathbf{W}}_{\mathcal{S}}^H \mathbf{H}_{\mathcal{S}})) - \frac{1}{\nu} \mathbb{E}_{q(\mathbf{W}|\mathbf{Y})}[\text{tr}(\mathbf{W}_{\mathcal{S}}^H \mathbf{J}_{\mathcal{S}} \mathbf{W}_{\mathcal{S}})] + \text{const}.
\end{aligned} \tag{37}$$

Because

$$\begin{aligned}
\mathbb{E}_{q(\mathbf{W}|\mathbf{Y})}[\text{tr}(\mathbf{W}_{\mathcal{S}} \mathbf{W}_{\mathcal{S}}^H)] &= \text{tr}(\mathbb{E}_{q(\mathbf{W}|\mathbf{Y})}[\sum_{i \in \hat{\mathcal{S}}} \mathbf{w}_i^H \mathbf{w}_i]) \\
&= \text{tr}(\sum_{i \in \hat{\mathcal{S}}} \mathbb{E}_{q(\mathbf{W}|\mathbf{Y})}[\mathbf{w}_i^H \mathbf{w}_i]) = \text{tr}(\sum_{i \in \hat{\mathcal{S}}} \mathbf{w}_i^H \mathbf{w}_i) + \text{tr}(\sum_{i \in \hat{\mathcal{S}}} \hat{\mathbf{C}}_{ii}) \\
&= \text{tr}(\sum_{i \in \hat{\mathcal{S}}} \mathbf{w}_i^H \mathbf{w}_i) + L \sum_{i \in \hat{\mathcal{S}}} \hat{\mathbf{C}}_{ii,0} = \text{tr}(\hat{\mathbf{W}}_{\mathcal{S}}^H \hat{\mathbf{W}}_{\mathcal{S}}) + L \text{tr}(\hat{\mathbf{C}}_{\mathcal{S},0}),
\end{aligned}$$

and

$$\begin{aligned}
\mathbb{E}_{q(\mathbf{W}|\mathbf{Y})}[\text{tr}(\mathbf{W}_{\mathcal{S}}^H \mathbf{J}_{\mathcal{S}} \mathbf{W}_{\mathcal{S}})] &= \text{tr}(\mathbf{J}_{\mathcal{S}} \mathbb{E}_{q(\mathbf{W}|\mathbf{Y})}[\mathbf{W}_{\mathcal{S}} \mathbf{W}_{\mathcal{S}}^H]) \\
\mathbb{E}_{q(\mathbf{W}|\mathbf{Y})}[\mathbf{W} \mathbf{W}^H]_{ij} &= \mathbb{E}_{q(\mathbf{W}|\mathbf{Y})}[\mathbf{w}_i^T \mathbf{w}_j^*] = \hat{\mathbf{w}}_i^T \hat{\mathbf{w}}_j^* + \text{tr}(\hat{\mathbf{C}}_{ij}) = \hat{\mathbf{w}}_i^T \hat{\mathbf{w}}_j^* + L \hat{\mathbf{C}}_{ij,0}, \\
\mathbb{E}_{q(\mathbf{W}|\mathbf{Y})}[\text{tr}(\mathbf{W}_{\mathcal{S}}^H \mathbf{J}_{\mathcal{S}} \mathbf{W}_{\mathcal{S}})] &= \text{tr}(\mathbf{J}_{\mathcal{S}} (\hat{\mathbf{W}}_{\mathcal{S}} \hat{\mathbf{W}}_{\mathcal{S}}^H + L \hat{\mathbf{C}}_{\mathcal{S},0})),
\end{aligned} \tag{38}$$

we obtain

$$\begin{aligned}
\mathcal{L}(q(\boldsymbol{\theta}, \mathbf{W}, \mathbf{s}|\mathbf{Y}); \boldsymbol{\beta}) &= \frac{1}{\nu} [2\Re(\text{tr}(\hat{\mathbf{W}}_{\mathcal{S}}^H \mathbf{H}_{\mathcal{S}})) - \text{tr}(\mathbf{Y}^H \mathbf{Y}) \\
&\quad - \text{tr}(\hat{\mathbf{W}}_{\mathcal{S}}^H \mathbf{J}_{\mathcal{S}} \hat{\mathbf{W}}_{\mathcal{S}}) - L \text{tr}(\mathbf{J}_{\mathcal{S}} \hat{\mathbf{C}}_{\mathcal{S},0})] - ML \ln \nu - \frac{1}{\tau} [\text{tr}(\hat{\mathbf{W}}_{\mathcal{S}} \hat{\mathbf{W}}_{\mathcal{S}}^H) \\
&\quad + L \text{tr}(\hat{\mathbf{C}}_{\mathcal{S},0})] + \|\hat{\mathbf{s}}\|_0 (\ln \frac{\lambda}{1 - \lambda} - L \ln \tau) + N \ln(1 - \lambda) + \text{const}.
\end{aligned}$$

Setting $\frac{\partial \mathcal{L}}{\partial \nu} = 0$, $\frac{\partial \mathcal{L}}{\partial \lambda} = 0$, $\frac{\partial \mathcal{L}}{\partial \tau} = 0$, we have

$$\begin{aligned}
\hat{\nu} &= \|\mathbf{Y} - \hat{\mathbf{A}}_{\mathcal{S}} \hat{\mathbf{W}}_{\mathcal{S}}\|_{\text{F}}^2 / (ML) + \text{tr}(\mathbf{J}_{\mathcal{S}} \hat{\mathbf{C}}_{\mathcal{S},0}) / M + \sum_{i \in \hat{\mathcal{S}}} \sum_{l=1}^L |\hat{w}_{il}|^2 (1/L - \|\hat{\mathbf{a}}_i\|_2^2 / (LM)), \\
\hat{\lambda} &= \frac{\|\hat{\mathbf{s}}\|_0}{N}, \\
\hat{\tau} &= \frac{\text{tr}(\hat{\mathbf{W}}_{\mathcal{S}} \hat{\mathbf{W}}_{\mathcal{S}}^H) + L \text{tr}(\hat{\mathbf{C}}_{\mathcal{S},0})}{L \|\hat{\mathbf{s}}\|_0}.
\end{aligned} \tag{39}$$

D. The MMV VALSE algorithm

Now the details of updating the assumed posterior $q(\boldsymbol{\theta}, \mathbf{W}, \mathbf{s} | \mathbf{Y})$ have been given and summarized in Algorithm 1. For the proposed algorithm, the initialization is important for the performance of the algorithm. The schemes that we initialize $\hat{\nu}$, $\hat{\lambda}$, $\hat{\tau}$ and $q(\theta_i | \mathbf{Y})$, $i \in \{1, \dots, N\}$ are below. Firstly, we assign $q(\theta_1 | \mathbf{Y}) \propto \exp\left(-\frac{\|\mathbf{Y}^H \mathbf{a}(\theta_1)\|_2^2}{\nu M}\right)$. We define $\mathcal{M}' = \{m - n \mid m, n \in \{0, 1, \dots, M - 1\}, m > n\}$ with cardinality M' and $\mathbf{a}' : [-\pi, \pi) \rightarrow \mathbb{C}^{M'}$, $\theta \rightarrow \mathbf{a}'(\theta) \triangleq (e^{j\theta m} \mid m \in \mathcal{M}')^T$. For each $t = 1, \dots, M'$, $\gamma_t = \frac{1}{M} \sum_{(k,l) \in \mathcal{T}_t} \mathbf{Y}_{k,:} \mathbf{Y}_{l,:}^H$ with $\mathcal{T}_t = \{(k, l) \mid 1 \leq k, l \leq M, m_k - m_l = t\}$, where $\mathbf{Y}_{l,:}$ denote the l th row of \mathbf{Y} , we obtain

$$q(\theta_1 | \mathbf{Y}) \propto \exp\left(\Re\left(\frac{2}{\nu} \gamma^H \mathbf{a}'(\theta_1)\right)\right). \quad (40)$$

For the latter in (40), we use γ to build a Toeplitz matrix as an estimation of $\mathbb{E}[\mathbf{Y}\mathbf{Y}^H]$. We estimate $L\hat{\nu}$ as the average of the lower quarter of the eigenvalues of that matrix. We set $\hat{\lambda} = 0.5$ and let $\hat{\tau} = (\mathbf{Y}^H \mathbf{Y} / M - L\hat{\nu}) / (\hat{\lambda}N)$. Then, to initial $q(\theta_i | \mathbf{Y})$, we compute $\{\hat{\mathbf{w}}_k\}_{k=1}^{i-1}$ and the residual $\mathbf{Z}_{i-1} = \mathbf{Y} - \sum_{k=1}^{i-1} \hat{\mathbf{a}}_k \hat{\mathbf{w}}_k^T$. Initialize $q(\theta_i | \mathbf{Y}) \propto \exp\{\|\mathbf{Z}_{i-1}^H \mathbf{a}(\theta)\|_2^2 / (\nu M)\}$, which can be approximately represented as a product of MVM similar to (40), and $\hat{\mathbf{a}}_i$ can be calculated straightforwardly (Sec.IV-A).

Algorithm 1 Outline of VALSE algorithm with MMVs setting.

Input: Signal matrix \mathbf{Y}

Output: The model order estimate \hat{K} , frequencies estimate $\hat{\boldsymbol{\theta}}_{\hat{\mathcal{S}}}$, complex weights estimate $\hat{\mathbf{W}}_{\hat{\mathcal{S}}}$ and reconstructed signal $\hat{\mathbf{X}}$

- 1: Initialize $\hat{\nu}, \hat{\lambda}, \hat{\tau}$ and $q_{\theta_i | \mathbf{Y}}, i \in \{1, \dots, N\}$; compute $\hat{\mathbf{a}}_i$
 - 2: **repeat**
 - 3: Update $\hat{\mathbf{s}}, \hat{\mathbf{W}}_{\hat{\mathcal{S}}}$ and $\hat{\mathbf{C}}_{\hat{\mathcal{S}}}$ (Sec.IV-B)
 - 4: Update $\hat{\nu}, \hat{\lambda}, \hat{\tau}$ (39)
 - 5: Update $\boldsymbol{\eta}_i$ and $\hat{\mathbf{a}}_i$ for all $i \in \hat{\mathcal{S}}$ (Sec.IV-A)
 - 6: **until** stopping criterion is satisfied
 - 7: **return** $\|\hat{\mathbf{s}}\|_0, \hat{\boldsymbol{\theta}}_{\hat{\mathcal{S}}}, \hat{\mathbf{W}}_{\hat{\mathcal{S}}}$ and $\hat{\mathbf{X}}$
-

Now we compare MMV Algorithm 1 with the SMV VALSE algorithm in [22]. The MMVs can be decoupled as L SMVs. For each SMV, we perform the VALSE algorithm and obtain $\boldsymbol{\eta}_{i,l}$, for the l th snapshot. Then $\boldsymbol{\eta}_i$ (24) is obtained via summing $\boldsymbol{\eta}_{i,l}$ for all the snapshots, i.e., $\boldsymbol{\eta}_i = \sum_{l=1}^L \boldsymbol{\eta}_{i,l}$, and now each $\boldsymbol{\eta}_{i,l}$ is updated as $\boldsymbol{\eta}_i$. We use $\boldsymbol{\eta}_i$ to obtain estimates $\hat{\theta}_i$ (25a) and $\hat{\mathbf{a}}_i$ (27). In addition, we update the weight and their covariance (35) by applying the SMV VALSE. Let $\hat{\mathbf{w}}_{\hat{\mathcal{S}},l}^T$ be the estimated weight of the l th snapshot, the whole weight matrix $\hat{\mathbf{W}}_{\hat{\mathcal{S}}}$ (35) can be constructed as $[\hat{\mathbf{w}}_{\hat{\mathcal{S}},1}^T; \dots; \hat{\mathbf{w}}_{\hat{\mathcal{S}},L}^T]$. It is worth noting that the second equation of (35) reveals that for different snapshots, the weight vectors are uncorrelated. Besides, the covariance of the weight for each snapshot is the same, which means that the common covariance of the weight can be fed to the SMV VALSE. For updating \mathcal{S} , (47) can be viewed as a sum of the results (equation (40) in [22]) from the VALSE in SMVs, minus an additional constant term $(L - 1) \ln \frac{\lambda}{1-\lambda}$, while for the deactive case, (52) can be viewed as a sum of the results (equation (44) in [22]) from the VALSE in SMVs, plus an additional constant term $(L - 1) \ln \frac{\lambda}{1-\lambda}$. The additional constant terms can not be neglected because we need to determine the sign of (47) and (52). For the l th snapshot, model parameters estimates $\hat{\nu}$ and $\hat{\tau}$ are updated as the average of their respective estimates, i.e., $\hat{\nu} = \sum_{l=1}^L \hat{\nu}_l / L$ and $\hat{\tau} = \sum_{l=1}^L \hat{\tau}_l / L$, where $\hat{\nu}_l$ and $\hat{\tau}_l$ denote the estimate of the l th SMV VALSE, and $\hat{\lambda}$ can be naturally estimated.

V. NUMERICAL SIMULATION

In this section, substantial numerical simulations are performed to substantiate the VALSE algorithm. We will evaluate the VALSE algorithm in terms of the probability of correct model order estimation and the error of estimated frequency. To generate the real signal, we will replace $N = 20$ in (2) with true number of complex sinusoids $K = 3$. The frequencies are drawn from the prior distribution (6) unless stated otherwise, where $\tilde{\boldsymbol{\mu}} = [\tilde{\mu}_1, \dots, \tilde{\mu}_N]^T = [\frac{(1-N)\pi}{N+1}, \frac{(3-N)\pi}{N+1}, \dots, \frac{(N-1)\pi}{N+1}]^T$, $\tilde{\kappa} = 100$. We first uniformly pick K elements from $\tilde{\boldsymbol{\mu}}$ without replacement. For each element, i.e., $\tilde{\mu}_i$, we generate θ_i from the von Mises distribution $f_{\text{VM}}(\theta_i; \tilde{\mu}_i, \tilde{\kappa})$. We also evaluate the performance of the VALSE algorithm utilizing noninformative prior, i.e., $p(\theta_i) = 1/(2\pi)$, $i = 1, \dots, N$. Each element of \mathbf{W} is a complex Gaussian distribution with mean 0 and variance 1. We define the SNR as $\text{SNR} = 20\log(\|\mathbf{A}(\boldsymbol{\theta})\mathbf{W}^T\|_F / \|\mathbf{U}\|_F)$, and the normalized MSE (NMSE) of $\hat{\boldsymbol{\theta}}$ as $20\log(\|\hat{\boldsymbol{\theta}} - \boldsymbol{\theta}\|_2 / \|\boldsymbol{\theta}\|_2)$. Given that the model order is over estimated such that $\hat{K} > K$, we sort $\hat{\boldsymbol{\kappa}} = [\hat{\kappa}_1, \hat{\kappa}_2, \dots, \hat{\kappa}_N]$ in a descending order and choose the frequencies corresponding to the top K elements of $\hat{\boldsymbol{\kappa}}$ to calculate the NMSE, where $\hat{\kappa}_i$ is defined in (25b). We fill frequencies with zeros as $\hat{\boldsymbol{\theta}}$ when $\hat{K} < K$. The Algorithm 2 stops when $\|\hat{\mathbf{Y}}^{(t-1)} - \hat{\mathbf{Y}}^{(t)}\|_2 / \|\hat{\mathbf{Y}}^{(t-1)}\|_2 < 10^{-5}$ or the

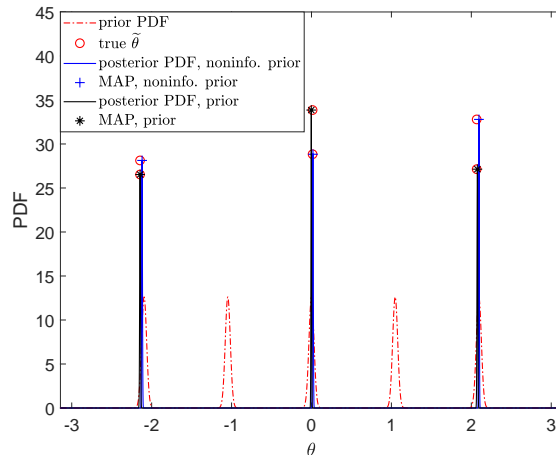


Fig. 2. The posterior PDF (26) of the frequencies. To make comparison, we plot the true $\tilde{\theta}$ with different values corresponding to the posterior PDF with noninfo. prior and prior.

number of iterations exceeds 200. All the results are averaged over 300 Monte Carlo (MC) trials unless stated otherwise. For performance comparison, we choose the classical MUSIC method which is provided by MATLAB *rootmusic* function, the SPA method [17] and the NOMP method [18, 19]. For the MUSIC method, we empirically find the optimal sliding window W to ensure that the MUSIC algorithm performs best. In our setting we set $W = \lceil (M + K)/2 \rceil$, where $\lceil \cdot \rceil$ denotes the ceil operator. For the SPA approach, we obtain the denoised covariance matrix and use the MUSIC method to avoid frequency splitting phenomenon. We also evaluate the Cramér-Rao bound (CRB) as derived in [19].

Before moving into investigating the NMSE performance of the frequency, we present a simple example and plot the posterior PDF of θ as shown in Fig. 2. The parameters are set as follows: $M = 20$, $N = 5$, $K = 3$, $L = 10$, $\tilde{\kappa} = 10^3$, $\text{SNR} = -2$ dB. It can be seen that the posterior PDF (26) is very peaked ($\hat{\kappa}_i \approx 10^5$). Besides, the VALSE utilizing the prior distribution (NMSE: -44 dB) performs better than that with noninformative prior (NMSE: -37 dB).

A. Estimation by varying SNR

The performance in terms of model order estimation accuracy and frequency estimation error by varying SNR is presented in Fig. 3. We set the number of measurements $M = 20$ and snapshots $L = 10$. The wrap-around distance between any two frequencies is larger than $\Delta\omega = \frac{2\pi}{N}$. It can be seen that utilizing the prior information improves the performance of the VALSE algorithm when the SNR is low. In Fig. 3(a), the VALSE algorithm achieves the highest probability of correct model order estimation, compared with NOMP and SPA algorithms.

For the frequency estimation error, it is seen that the SPA (assuming K is known) approaches the CRB firstly. Then the VALSE and NOMP algorithms begin to approach the CRB. The SPA with unknown K is the last one that approaches CRB. The running time of the algorithms is presented in Table I. It can be seen that the NOMP is the fastest method, and the SPA is the slowest. In addition, the VALSE algorithm which utilizes prior information runs faster than that with noninformative prior.

TABLE I
THE RUNNING TIME OF EACH ALGORITHM AVERAGED OVER 300 INDEPENDENT MC TRIALS (SNR = 10dB).

Algorithm	SPA	NOMP	VALSE, noninfo. prior	VALSE, prior
Time [s]	0.915	0.008	0.460	0.251

B. Estimation by varying L

In this subsection, we examine the estimation performance by varying the number of snapshots L . The number of measurements M is 30 and the SNR = 0 dB. The results are presented in Fig. 4. The wrap-around distance between any two frequencies is larger than $\Delta\omega = \frac{2\pi}{N}$. From Fig. 4(a) and 4(b), we can see that when $L \leq 4$, the NOMP algorithm achieves the highest probability of correct model order estimation, while its NMSE is higher than that of VALSE methods. As for SPA with unknown K , the correct model order estimation probability is very low and the resulting NMSE is large, so we do not plot it in Fig. 4(b). Compared with the VALSE algorithm with noninformative prior, the VALSE algorithm utilizing the true prior distribution achieves lower probability of correct model order estimation and NMSE. The reason is that utilizing the true

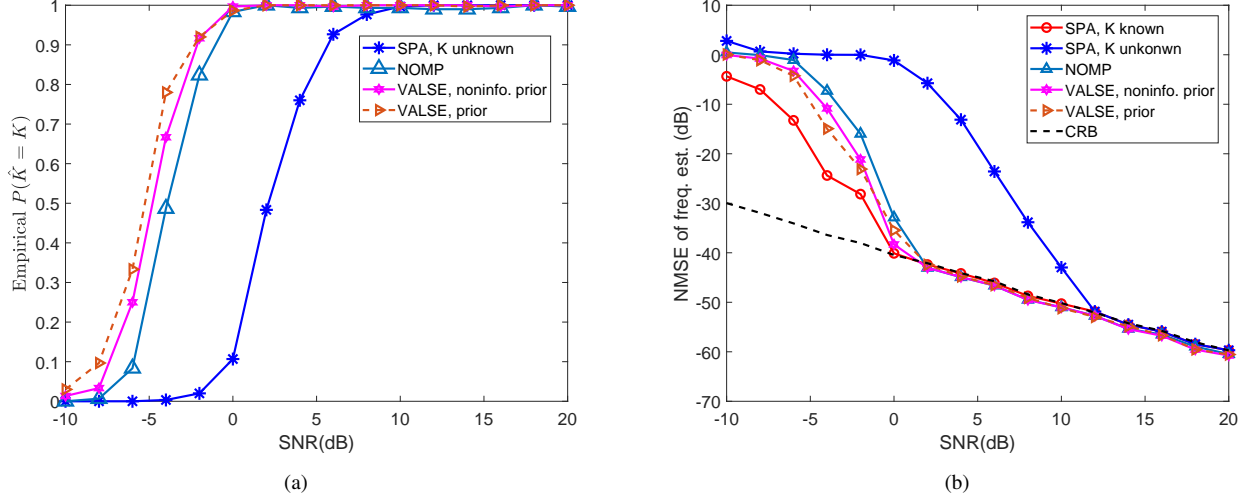


Fig. 3. Performance of algorithms by varying SNR. The number of measurements is $M = 30$ and the number of snapshots is $L = 10$. Simulation results are averaged over 300 MC simulations.

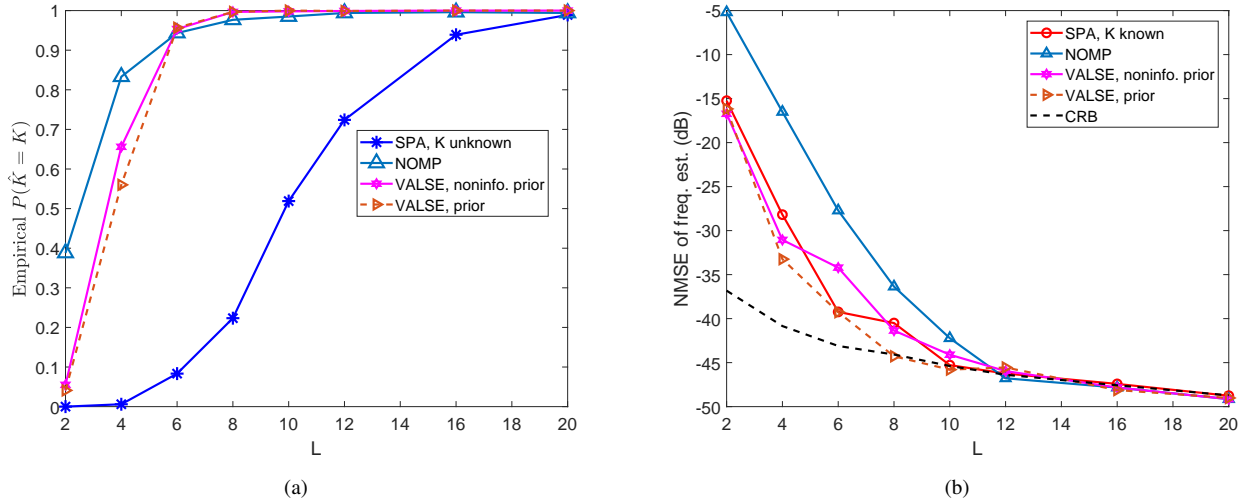


Fig. 4. Performance of algorithms by varying snapshots L . We set $\text{SNR} = 0\text{dB}$ and the number of measurements $M = 30$. Simulation results are averaged over 300 MC trials.

prior distribution makes the VALSE algorithm overestimate the model order, as shown in Table II. Meanwhile, the VALSE algorithm utilizing the true prior distribution estimates the true frequencies more accurately than that of VALSE algorithm with noninformative prior.

TABLE II
THE EMPIRICAL PROBABILITY OF $\hat{K} > K$ OF VALSE ALGORITHM AVERAGED OVER 300 INDEPENDENT MC TRIALS.

snapshots L	2	4	6	8	10
VALSE, noninfo. prior	31%	33%	3%	0	0
VALSE, prior	95%	44%	5%	0	0

C. Estimation by varying M

The performance is examined by varying the number of measurements per snapshots, and the results are presented in Fig. 5. The wrap-around distance between any two frequencies is larger than $\Delta\omega = \frac{2\pi}{N}$. For the first subfigure, the observations in Fig. 3(a) is also applicable in this scenario. For the last subfigure, the SPA algorithm is the first to approach the CRB, and then VALSE follows. The VALSE with prior information has better performance than VALSE with noninformative prior. The NOMP algorithm approaches CRB lastly.

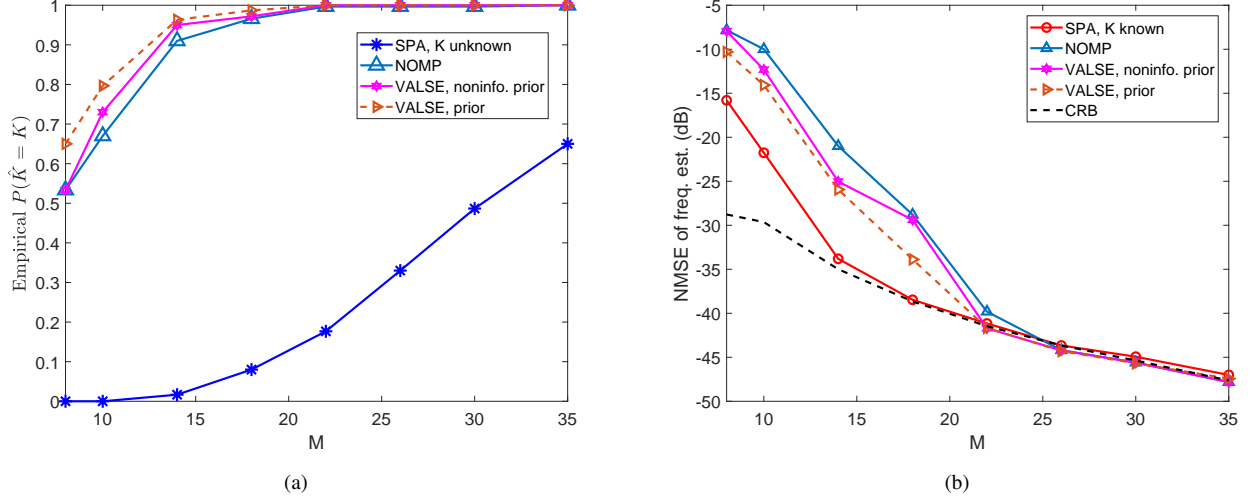


Fig. 5. The performance of algorithms by varying measurements M . We set $\text{SNR} = 0\text{dB}$ and the number of snapshots $L = 10$. Simulation results are averaged over 300 MC trials.

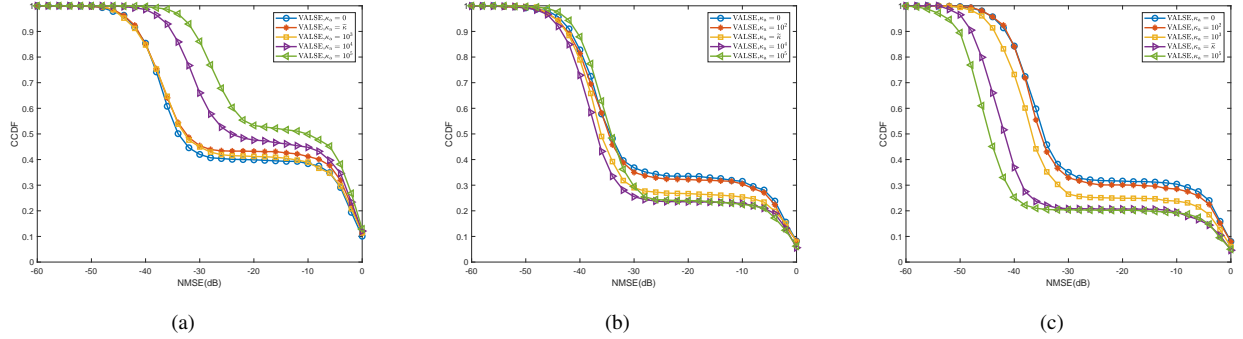


Fig. 6. Simulation results are averaged over 1000 MC trials. The true $\tilde{\kappa}$ of the three subfigures are 10^2 , 10^3 and 10^4 , respectively.

D. Estimation by encoding with different prior distribution

In this subsection, we investigate the VALSE algorithm with the assumed prior distribution. We set $M = N = 20$, $L = 10$, $K = 4$, $\text{SNR} = -2\text{ dB}$. From Fig. 6, it can be seen that the VALSE with noninformative prior works best for $\tilde{\kappa} = 10^2$ in terms of the distribution of the NMSE, while the performance of the VALSE with $\kappa_a = 10^5$ is the worst. As presented in Table III, the VALSE with noninformative prior also achieves the highest correct model order estimation probability. For $\tilde{\kappa} = 10^3$, VALSE with $\kappa_a = 10^3$ works best. In contrast, VALSE with noninformative prior is the worst. For $\tilde{\kappa} = 10^4$, the VALSE with $\kappa_a = 10^5$ works best, and VALSE with noninformative prior is the worst. In addition, for $\tilde{\kappa} = 10^3$ and $\tilde{\kappa} = 10^4$, the probability of correct model order estimation increases with κ_a , as shown in Table III. In summary, this numerical experiment demonstrates that for small $\tilde{\kappa} \leq 10^2$, utilizing the assumed prior distribution with large κ_a makes the VALSE algorithm overfit and deviate from the true frequencies. For medium $\tilde{\kappa} \approx 10^3$, utilizing the assumed prior distribution with marginally larger κ_a will make the VALSE algorithm work better. In addition, the probability of correct model order estimation increases as κ_a increases, while the performance degrades in terms of the distribution of the NMSE. For large $\tilde{\kappa} \approx 10^4$, it is almost a grid-based method, and increasing κ_a improves the performance of VALSE algorithm.

TABLE III
MODEL ORDER ESTIMATION PROBABILITY AVERAGED OVER 1000 INDEPENDENT MC TRIALS OF VALSE FOR DIFFERENT MEASURE OF CONCENTRATION. FOR EACH ROW, WE DRAW FREQUENCIES FROM MIXTURES OF THE VON MISES DISTRIBUTIONS WITH $\kappa = \tilde{\kappa}$, AND WE USE THE VALSE ALGORITHM WITH THE ASSUMED PRIOR DISTRIBUTION SUCH THAT $\kappa = \kappa_a$.

$\tilde{\kappa} \backslash \kappa_a$	0	10^2	10^3	10^4	10^5
10^2	0.597	0.562	0.588	0.521	0.481
10^3	0.660	0.671	0.731	0.760	0.757
10^4	0.681	0.693	0.746	0.790	0.795

VI. CONCLUSION

In this paper, the VALSE algorithm is extended to jointly estimate the frequencies and weight coefficients in the MMVs setting. Different from the sparse optimization-based approach, the VALSE algorithm can easily incorporate the prior information of the frequencies, and provide the posterior mean and variance of the estimated frequencies. Meanwhile, the proposed prior distribution provides good interpretation of the VALSE algorithm in terms of the tradeoff between grid and off-grid based methods. Furthermore, substantial numerical experiments demonstrate the excellent performance of the VALSE algorithm.

VII. APPENDIX

A. Finding a local maximum of $\ln Z(\mathbf{s})$

Finding the globally optimal binary sequence \mathbf{s} of (36) is hard in general. As a result, a greedy iterative search strategy is adopted [22]. We proceed as follows: In the p th iteration, we obtain the k th test sequence \mathbf{t}_k by flipping the k th element of $\mathbf{s}^{(p)}$. Then we calculate $\Delta_k^{(p)} = \ln Z(\mathbf{t}_k) - \ln Z(\mathbf{s}^{(p)})$ for each $k = 1, \dots, N$. If $\Delta_k^{(p)} < 0$ holds for all k we terminate the algorithm and set $\hat{\mathbf{s}} = \mathbf{s}^{(p)}$, else we choose the t_k corresponding to the maximum $\Delta_k^{(p)}$ as $\mathbf{s}^{(p+1)}$ in the next iteration.

When $k \notin \mathcal{S}$, that is, $s_k = 0$, we activate the k th component of \mathbf{s} by setting $s'_k = 1$. Now, $\mathcal{S}' = \mathcal{S} \cup \{k\}$.

$$\begin{aligned} \Delta_k &= \ln Z(\mathbf{s}') - \ln Z(\mathbf{s}) \\ &= \ln \det((\mathbf{J}_{\mathcal{S}'} + \frac{\nu}{\tau} \mathbf{I}_{|\mathcal{S}'|})^{-1}) - \ln \det((\mathbf{J}_{\mathcal{S}} + \frac{\nu}{\tau} \mathbf{I}_{|\mathcal{S}|})^{-1}) + \ln \frac{\lambda}{1-\lambda} + L \ln \frac{\nu}{\tau} + \nu^{-1} \text{tr}((\mathbf{H}_{\mathcal{S}'}^H (\mathbf{J}_{\mathcal{S}'} + \frac{\nu}{\tau} \mathbf{I}_{|\mathcal{S}'|})^{-1} \mathbf{H}_{\mathcal{S}'} \\ &\quad - \mathbf{H}_{\mathcal{S}}^H (\mathbf{J}_{\mathcal{S}} + \frac{\nu}{\tau} \mathbf{I}_{|\mathcal{S}|})^{-1} \mathbf{H}_{\mathcal{S}})). \end{aligned} \quad (41)$$

To compute Δ_k , we introduce two formulas

$$\begin{pmatrix} \mathbf{D} & \mathbf{u} \\ \mathbf{u}^H & 1 \end{pmatrix} = \begin{pmatrix} \mathbf{D}^{\frac{1}{2}} & 0 \\ \mathbf{u}^H \mathbf{D}^{-\frac{1}{2}} & (1 - \mathbf{u}^H \mathbf{D}^{-1} \mathbf{u})^{\frac{1}{2}} \end{pmatrix} \begin{pmatrix} \mathbf{D}^{\frac{1}{2}} & \mathbf{D}^{-\frac{1}{2}} \mathbf{u} \\ 0 & (1 - \mathbf{u}^H \mathbf{D}^{-1} \mathbf{u})^{\frac{1}{2}} \end{pmatrix}, \quad (42)$$

$$\begin{pmatrix} \mathbf{D} & \mathbf{u} \\ \mathbf{u}^H & 1 \end{pmatrix}^{-1} = \begin{pmatrix} \mathbf{D}^{-1} + \frac{\mathbf{D}^{-1} \mathbf{u} \mathbf{u}^H \mathbf{D}^{-1}}{1 - \mathbf{u}^H \mathbf{D}^{-1} \mathbf{u}} & -\frac{\mathbf{D}^{-1} \mathbf{u}}{1 - \mathbf{u}^H \mathbf{D}^{-1} \mathbf{u}} \\ -\frac{\mathbf{u}^H \mathbf{D}^{-1}}{1 - \mathbf{u}^H \mathbf{D}^{-1} \mathbf{u}} & \frac{1}{1 - \mathbf{u}^H \mathbf{D}^{-1} \mathbf{u}} \end{pmatrix}. \quad (43)$$

Let $\mathbf{j}_k = \mathbf{J}_{\mathcal{S},k}$ denote the k th column of $\mathbf{J}_{\mathcal{S}}$ and $\mathbf{h}_k = \mathbf{H}_{k,:}$ denote the k th row of \mathbf{H} . By using formulas (42) and (43), we obtain

$$\begin{aligned} L \ln(\det(\mathbf{J}_{\mathcal{S}'} + \frac{\nu}{\tau} \mathbf{I}_{|\mathcal{S}'|})^{-1}) &= L \ln \left(\det \begin{pmatrix} \mathbf{J}_{\mathcal{S}} + \frac{\nu}{\tau} \mathbf{I}_{|\mathcal{S}|} & \mathbf{j}_k \\ \mathbf{j}_k^H & M + \frac{\nu}{\tau} \end{pmatrix} \right)^{-1} \\ &= L \ln \left((M + \frac{\nu}{\tau})^{|\mathcal{S}'|} \det \begin{pmatrix} \frac{\mathbf{J}_{\mathcal{S}} + \frac{\nu}{\tau} \mathbf{I}_{|\mathcal{S}|}}{M + \frac{\nu}{\tau}} & \frac{\mathbf{j}_k}{M + \frac{\nu}{\tau}} \\ \frac{\mathbf{j}_k^H}{M + \frac{\nu}{\tau}} & 1 \end{pmatrix} \right)^{-1} \\ &= L \ln \det(\mathbf{J}_{\mathcal{S}} + \frac{\nu}{\tau} \mathbf{I}_{|\mathcal{S}|})^{-1} (M + \frac{\nu}{\tau} - \mathbf{j}_k^H (\mathbf{J}_{\mathcal{S}} + \frac{\nu}{\tau} \mathbf{I}_{|\mathcal{S}|})^{-1} \mathbf{j}_k)^{-1} \\ &= -L \ln \det(\mathbf{J}_{\mathcal{S}} + \frac{\nu}{\tau} \mathbf{I}_{|\mathcal{S}|}) - L \ln((M + \frac{\nu}{\tau} - \mathbf{j}_k^H (\mathbf{J}_{\mathcal{S}} + \frac{\nu}{\tau} \mathbf{I}_{|\mathcal{S}|})^{-1} \mathbf{j}_k)), \end{aligned} \quad (44)$$

$$\begin{aligned} \nu^{-1} \mathbf{H}_{\mathcal{S}'}^H (\mathbf{J}_{\mathcal{S}'} + \frac{\nu}{\tau} \mathbf{I}_{|\mathcal{S}'|})^{-1} \mathbf{H}_{\mathcal{S}'} &= \nu^{-1} \mathbf{H}_{\mathcal{S}'}^H \frac{1}{M + \frac{\nu}{\tau}} \begin{pmatrix} \frac{\mathbf{J}_{\mathcal{S}} + \frac{\nu}{\tau} \mathbf{I}_{|\mathcal{S}|}}{M + \frac{\nu}{\tau}} & \frac{\mathbf{j}_k}{M + \frac{\nu}{\tau}} \\ \frac{\mathbf{j}_k^H}{M + \frac{\nu}{\tau}} & 1 \end{pmatrix}^{-1} \mathbf{H}_{\mathcal{S}'} \\ &= \nu^{-1} \mathbf{H}_{\mathcal{S}}^H (\mathbf{J}_{\mathcal{S}} + \frac{\nu}{\tau} \mathbf{I}_{|\mathcal{S}|})^{-1} \mathbf{H}_{\mathcal{S}} + \frac{\mathbf{Q}^H \mathbf{Q}}{\nu(M + \frac{\nu}{\tau} - \mathbf{j}_k^H (\mathbf{J}_{\mathcal{S}} + \frac{\nu}{\tau} \mathbf{I}_{|\mathcal{S}|})^{-1} \mathbf{j}_k)}, \end{aligned} \quad (45)$$

where $\mathbf{Q} = (\mathbf{h}_k - \mathbf{j}_k^H (\mathbf{J}_{\mathcal{S}} + \frac{\nu}{\tau} \mathbf{I}_{|\mathcal{S}|})^{-1} \mathbf{H}_{\mathcal{S}})$. Plugging (44) and (45) in (41), and let

$$\begin{aligned} v_k &= \nu(M + \frac{\nu}{\tau} - \mathbf{j}_k^H (\mathbf{J}_{\mathcal{S}} + \frac{\nu}{\tau} \mathbf{I}_{|\mathcal{S}|})^{-1} \mathbf{j}_k)^{-1} \text{ and} \\ \mathbf{u}_k &= \nu^{-1} v_k (\mathbf{h}_k - \mathbf{j}_k^H (\mathbf{J}_{\mathcal{S}} + \frac{\nu}{\tau} \mathbf{I}_{|\mathcal{S}|})^{-1} \mathbf{H}_{\mathcal{S}}), \end{aligned} \quad (46)$$

Δ_k can be simplified as

$$\Delta_k = L \ln \frac{v_k}{\tau} + \frac{\mathbf{u}_k^H \mathbf{u}_k}{v_k} + \ln \frac{\lambda}{1-\lambda}. \quad (47)$$

We update the mean and covariance of the weights after changing \mathbf{s} to \mathbf{s}' ,

$$\begin{pmatrix} \hat{\mathbf{C}}'_{S' \setminus k, 0} & \hat{\mathbf{c}}'_{k, 0} \\ \hat{\mathbf{c}}'^H_{k, 0} & \hat{C}'_{kk, 0} \end{pmatrix} = \nu(\mathbf{J}_{S'} + \frac{\nu}{\tau} \mathbf{I}_{|S'|})^{-1} = \begin{pmatrix} \hat{\mathbf{C}}_{S, 0} & \mathbf{0} \\ \mathbf{0} & 0 \end{pmatrix} + v_k \begin{pmatrix} \nu^{-1} \hat{\mathbf{C}}_{S, 0} \mathbf{j}_k \\ -1 \end{pmatrix} \begin{pmatrix} \nu^{-1} \hat{\mathbf{C}}_{S, 0} \mathbf{j}_k \\ -1 \end{pmatrix}^H, \quad (48)$$

$\hat{\mathbf{C}}'_{S', 0}$ is obtained if $\hat{\mathbf{c}}'_{k, 0}$, $\hat{\mathbf{c}}'^H_{k, 0}$ and $\hat{C}'_{kk, 0}$ are inserted appropriately in $\hat{\mathbf{C}}'_{S' \setminus k, 0}$, and

$$\begin{aligned} \hat{\mathbf{W}}'_{S'} &= \nu^{-1} \hat{\mathbf{C}}'_{S', 0} \mathbf{H}_{S'} = \frac{1}{\nu} \begin{pmatrix} \hat{\mathbf{C}}_{S, 0} \mathbf{H}_S + \frac{1}{\nu^2} v_k \hat{\mathbf{C}}_{S, 0} \mathbf{j}_k \mathbf{j}_k^H \hat{\mathbf{C}}_{S, 0} \mathbf{H}_S - \frac{1}{\nu} v_k \hat{\mathbf{C}}_{S, 0} \mathbf{j}_k \mathbf{h}_k \\ -\frac{1}{\nu} v_k \mathbf{j}_k^H \hat{\mathbf{C}}_{S, 0} \mathbf{H}_S + v_k \mathbf{h}_k \end{pmatrix}, \\ \hat{\mathbf{w}}'_i &= \begin{cases} \mathbf{u}_k^T, & i = k \\ \hat{\mathbf{w}}_i - \nu^{-1} \hat{\mathbf{c}}'^H_{i, 0} \mathbf{j}_k \mathbf{u}_k^T, & i \in S' \end{cases}, \end{aligned} \quad (49)$$

where $\hat{\mathbf{c}}_{i, 0}$ denotes the i th column of $\hat{\mathbf{C}}_{S, 0}$.

For the deactive case with $\mathbf{s}_k = 1$, $\mathbf{s}'_k = 0$ and $S' = S \setminus \{k\}$, (48) and (49) can be rewritten as

$$\begin{pmatrix} \hat{\mathbf{C}}_{S \setminus k, 0} & \hat{\mathbf{c}}_{k, 0} \\ \hat{\mathbf{c}}^H_{k, 0} & \hat{C}_{kk, 0} \end{pmatrix} = \begin{pmatrix} \hat{\mathbf{C}}'_{S', 0} & \mathbf{0} \\ \mathbf{0} & 0 \end{pmatrix} + v_k \begin{pmatrix} \nu^{-1} \hat{\mathbf{C}}'_{S', 0} \mathbf{j}_k \\ -1 \end{pmatrix} \begin{pmatrix} \nu^{-1} \hat{\mathbf{C}}'_{S', 0} \mathbf{j}_k \\ -1 \end{pmatrix}^H, \quad (50)$$

$$\hat{\mathbf{w}}_i = \begin{cases} \mathbf{u}_k^T, & i = k \\ \hat{\mathbf{w}}'_i - \nu^{-1} \hat{\mathbf{c}}'^H_{i, 0} \mathbf{j}_k \mathbf{u}_k^T, & i \in S' \end{cases}, \quad (51)$$

where $\hat{\mathbf{c}}'_{i, 0}$ denotes the i th column of $\hat{\mathbf{C}}'_{S', 0}$, v_k and \mathbf{u}_k are given by (46). From (50) and (51), we obtain $v_k = \hat{C}_{kk, 0}$ and $\mathbf{u}_k = \hat{\mathbf{w}}_k^T$, respectively. Δ_k (47) is given by

$$\Delta_k = -L \ln \frac{v_k}{\tau} - \frac{\mathbf{u}_k \mathbf{u}_k^H}{v_k} - \ln \frac{\lambda}{1 - \lambda} = -L \ln \frac{\hat{C}_{kk, 0}}{\tau} - \frac{\mathbf{w}_k^H \mathbf{w}_k}{\hat{C}_{kk, 0}} - \ln \frac{\lambda}{1 - \lambda}. \quad (52)$$

From (51), we obtain $\hat{\mathbf{w}}'_i = \hat{\mathbf{w}}_i + \nu^{-1} \hat{\mathbf{c}}'^H_{i, 0} \mathbf{j}_k \mathbf{u}_k^T$. From (50), we obtain $\hat{\mathbf{c}}_{k, 0} = \nu^{-1} v_k \hat{\mathbf{C}}'_{S', 0} \mathbf{j}_k$. According to $\hat{\mathbf{C}}'_{S', 0} = \hat{\mathbf{C}}'^H_{S', 0}$, (32) and (34), we get

$$\nu^{-1} v_k \hat{\mathbf{c}}'^H_{i, 0} \mathbf{j}_k = \hat{C}_{ik, 0}. \quad (53)$$

By replacing v_k and \mathbf{u}_k as $\hat{C}_{kk, 0}$ and $\hat{\mathbf{w}}_k^T$ and using (53), the mean of the weights can be updated as

$$\hat{\mathbf{w}}'_i = \hat{\mathbf{w}}_i - \frac{\hat{C}_{ik, 0}}{\hat{C}_{kk, 0}} \hat{\mathbf{w}}_k, \quad i \in S'. \quad (54)$$

From (50), we obtain $\hat{\mathbf{C}}'_{S', 0} = \hat{\mathbf{C}}_{S \setminus k, 0} - v_k (\nu^{-1} \hat{\mathbf{C}}'_{S', 0} \mathbf{j}_k) (\nu^{-1} \hat{\mathbf{C}}'_{S', 0} \mathbf{j}_k)^H$. According to $\hat{\mathbf{C}}'_{S', 0} = \hat{\mathbf{C}}'^H_{S', 0}$, (32) and (34), $\hat{\mathbf{C}}'_{ij, 0}$ can be written as

$$\hat{\mathbf{C}}'_{ij, 0} = \hat{C}_{ij, 0} - \frac{1}{v_k} \begin{pmatrix} v_k \hat{\mathbf{c}}'^H_{i, 0} \mathbf{j}_k \\ \nu \end{pmatrix} \begin{pmatrix} v_k \mathbf{j}_k^H \hat{\mathbf{c}}'_{j, 0} \\ \nu \end{pmatrix}, \quad i, j \in S'.$$

According to (53), we obtain $\nu^{-1} v_k \hat{\mathbf{c}}'^H_{i, 0} \mathbf{j}_k = \hat{C}_{ik, 0}$ and $\nu^{-1} v_k \mathbf{j}_k^H \hat{\mathbf{c}}'_{j, 0} = \hat{C}_{jk, 0}^H = \hat{C}_{kj, 0}$. We also have $v_k = \hat{C}_{kk, 0}$. Therefore, the covariance of the weights can be updated as

$$\hat{\mathbf{C}}'_{ij, 0} = \hat{C}_{ij, 0} - \frac{\hat{C}_{ik, 0} \hat{C}_{kj, 0}}{\hat{C}_{kk, 0}}, \quad i, j \in S'. \quad (55)$$

REFERENCES

- [1] P. Stoica and R. L. Moses, *Spectral Analysis of Signals*. Upper Saddle River, NJ, USA: Prentice-Hall, 2005.
- [2] W. Bajwa, A. Sayeed, and R. Nowak, "Compressed channel sensing: A new approach to estimating sparse multipath channels," *Proc. IEEE*, vol. 98, pp. 1058-1076, Jun. 2010.
- [3] B. Ottersten, M. Viberg and T. Kailath, "Analysis of subspace fitting and ML techniques for parameter estimation from sensor array data," *IEEE Trans. Signal Process.*, vol. 40, pp. 590-600, Mar. 1992.
- [4] R. Schmidt, "Multiple emitter location and signal parameter estimation," *IEEE Trans. on Antennas and Propagation*, vol. 34, no. 3, pp. 276-280, 1986.

- [5] R. Roy and T. Kailath, "ESPRIT - estimation of signal parameters via rotational invariance techniques," *IEEE Trans. on Acoustics, Speech and Signal Processing*, vol. 37, no. 7, pp. 984-995, 1989.
- [6] P. Stoica and Y. Selen, "Model-order selection: a review of information criterion rules," *IEEE Signal Processing Magazine*, vol. 21, no. 4, pp. 36-47, July 2004.
- [7] D. Malioutov, M. Cetin and A. Willsky, "A sparse signal reconstruction perspective for source localization with sensor arrays," *IEEE Trans. Signal Process.*, vol. 53, no. 8, pp. 3010-2022, 2005.
- [8] P. Stoica, P. Babu and J. Li, "New method of sparse parameter estimation in separable models and its use for spectral analysis of irregularly sampled data," *IEEE Trans. Signal Process.*, vol. 59, no. 1, pp. 35-47, Jan. 2011.
- [9] P. Stoica, P. Babu and J. Li, "SPICE: A sparse covariance-based estimation method for array processing," *IEEE Trans. Signal Process.*, vol. 59, no. 2, pp. 629-638, Feb. 2011.
- [10] P. Stoica and P. Babu, "SPICE and LIKES: Two hyperparameter-free methods for sparse-parameter estimation," *Signal Process.*, vol. 92, no. 7, pp. 1580-1590, 2012.
- [11] L. Hu, Z. Shi, J. Zhou and Q. Fu, "Compressed sensing of complex sinusoids: An approach based on dictionary refinement" *IEEE Trans. Signal Process.*, vol. 60, no. 7, pp. 3809-3822, 2012.
- [12] G. Tang, B. Bhaskar, P. Shah and B. Recht, "Compressed sensing off the grid," *IEEE Trans. Inf. Theory*, vol. 59, no. 11, pp. 7465-7490, 2013.
- [13] Z. Yang and L. Xie, "On gridless sparse methods for line spectral estimation from complete and incomplete data," *IEEE Trans. Signal Process.*, vol. 63, no. 12, pp. 3139-3153, 2015.
- [14] Z. Yang and L. Xie, "Continuous compressed sensing with a single or multiple measurement vectors," *IEEE Workshop on Statistical Signal Processing*, pp. 288-291, 2014.
- [15] Y. Li and Y. Chi, "Off-the-grid line spectrum denoising and estimation with multiple measurement vectors," *IEEE Trans. Signal Process.*, vol. 64, no. 5, pp. 1257-1269, 2016.
- [16] S. Boyd and L. Vandenberghe, *Convex Optimization*, Cambridge University Press, 2004.
- [17] Z. Yang, L. Xie and C. Zhang, "A discretization-free sparse and parametric approach for linear array signal processing," *IEEE Trans. Signal Process.*, vol. 62, no. 19, pp. 4959-4973, 2014.
- [18] B. Mamandipoor, D. Ramasamy and U. Madhow, "Newtonized orthogonal matching pursuit: Frequency estimation over the continuum," *IEEE Trans. Signal Process.*, vol. 64, no. 19, pp. 5066-5081, 2016.
- [19] L. Han, J. Zhu, R. S. Blum and Z. Xu, "Newtonized orthogonal matching pursuit for line spectrum estimation with multiple measurement vectors," available at <https://arxiv.org/pdf/1802.01266.pdf>.
- [20] J. Fang, F. Wang, Y. Shen, H. Li and R. S. Blum, "Superresolution compressed sensing for line spectral estimation: an iterative reweighted approach," *IEEE Trans. Signal Process.*, vol. 64, no. 18, pp. 4649-4662, 2016.
- [21] T. L. Hansen, B. H. Fleury and B. D. Rao, "Superfast line spectral estimation," available at <https://arxiv.org/pdf/1705.06073.pdf>.
- [22] M. A. Badiu, T. L. Hansen and B. H. Fleury, "Variational Bayesian inference of line spectrum estimation," *IEEE Trans. Signal Process.*, vol. 65, no. 9, pp. 2247-2261, 2017.
- [23] D. Zachariah, P. Wirfält, M. Jansson and S. Chatterjee, "Line spectrum estimation with probabilistic priors," *Signal Processing*, vol. 93, no. 11, pp. 2969-2974, 2013.
- [24] K. V. Mardia and P. E. Jupp, *Directional Statistics*. New York, NY, USA: Wiley, 2000.
- [25] K. P. Murphy, *Machine Learning A Probabilistic Perspective*. MIT Press, 2012.
- [26] D. P. Bertsekas and J. N. Tsitsiklis : *Parallel and Distributed Computation: Numerical Methods*, Athenan Scientific: Massachusetts, 1997.
- [27] A. Hjørungnes, *Complex-Valued Matrix Derivatives: With Applications in Signal Processing and Communications*, Cambridge University Press, 2011.