

# Attack Trees in Isabelle

## CTL semantics, correctness and completeness

Florian Kammüller  
Middlesex University London, UK  
and Technische Universität Berlin  
f.kammuller@mdx.ac.uk

**Abstract**—In this paper, we present a proof theory for attack trees. Attack trees are a well established and useful model for the construction of attacks on systems since they allow a stepwise exploration of high level attacks in application scenarios. Using the expressiveness of Higher Order Logic in Isabelle, we succeed in developing a generic theory of attack trees with a state-based semantics based on Kripke structures and CTL. The resulting framework allows mechanically supported logic analysis of the meta-theory of the proof calculus of attack trees and at the same time the developed proof theory enables application to case studies. A central correctness result proved in Isabelle establishes a connection between the notion of attack tree validity and a CTL attack statement. The application is illustrated on an insider attack on healthcare IoT systems.

### I. INTRODUCTION

Attack trees are an intuitive and practical formal method to analyse and quantify attacks on security and privacy. They are very practical to identify the steps an attacker takes through a system when approaching the attack goal. In this paper, we provide a state based semantics in a proof assistant that allows proving the correctness of attack trees and serves as a proof calculus to analyse concrete attacks. We provide a generic Kripke model enriched with temporal logic that contrary to the main stream does not use an action based model at the base but leaves this to the embedding of an application model. Nevertheless, using the genericity of Isabelle, proofs and concepts carry over to the application model.

There are many approaches to provide a mathematical and formal semantics as well as constructing verification tools for attack trees but we pioneer the use of a Higher Order Logic tool like Isabelle that allows proof of meta-theory – like correctness of the semantics – and verification of applications – while being ensured that the formalism is correct.

Attack trees have been investigated on a theoretical level quite intensively; various extensions exist, e.g., to attack-defense trees and probabilistic or timed attack trees. This paper uses preliminary work towards an Isabelle proof calculus for attack trees presented at a workshop [1] but accomplishes the theoretical foundation by improving the definitions, providing the proof of correctness and thereby establishing a feasible link for application verification. The novelty of this proof theoretic approach to attack tree verification is to take a logical approach from the very beginning by imposing the rigorous expressive Isabelle framework as the technical and semantical spine. This approach brings about a decisive advantage which is beneficial

for a successful application of the attack tree formalism and consequently also characterizes our contribution: meta-theory and application verification are possible simultaneously. Since Higher Order Logic allows expressing concepts like attack trees within the logic, it enables reasoning *about* objects like attack trees, Kripke structures, or the temporal logic CTL in the logic while at the same time applying these formalised concepts to applications like infrastructures with agents and policies.

This paper presents the following contributions.

- We provide a proof calculus for attack trees that entails a notion of refinement of attack trees and a notion of valid attack trees.
- Validity of attack trees can be characterized by a recursive function in Isabelle which facilitates evaluation and permits code generation.
- The main theorem shows the correctness of attack tree validity with respect to a state transition semantics based on Kripke structures and CTL. This meta-theorem not only provides a proof for the concepts but is also useful within applications.
- The Isabelle attack tree framework is applied to the case study of an insider attack on IoT healthcare infrastructures.
- The Isabelle framework has been made generic meaning that the formalised theories can be applied to various applications: it starts with a general theory of Kripke structure and CTL for any kind of state and transition; following that the notion of attack trees is similarly built to be generic. As an example, the existing Isabelle insider framework is embedded therein by instantiating infrastructures as states and transitions between them as state transitions allowing in turn to apply the concepts and theory like the correctness results to case studies, as is finally illustrated on the IoT healthcare insider threat.

In this paper, we first introduce the underlying Kripke structures and CTL logic (Section II). Next, we present attack trees and their notion of refinement (Section III). The notion of validity is given by the proof calculus in Section IV followed by the central theorem of correctness of attacks in Section V including a high level description of the proof. Section VI shows how the framework is applied to the healthcare IoT insider case before we discuss, consider related work,

and draw conclusions (Section VII). All Isabelle sources are available online [2].

## II. KRIPKE STRUCTURES AND CTL IN ISABELLE

Isabelle is a generic Higher Order Logic (HOL) proof assistant. Its generic aspect allows the embedding of so-called object-logics as new theories on top of HOL. There are sophisticated proof tactics available to support reasoning: simplification, first-order resolution, and special macros to support arithmetic amongst others. The use of HOL has the advantage that it enables expressing even the most complex application scenarios, conditions, and logical requirements and HOL simultaneously enables the analysis of the meta-theory.

Object-logics, when added to Isabelle using constant and type definitions, constitute a so-called *conservative extension*. This means that no inconsistency can be introduced; conceptually, new types are defined as subsets of existing types and properties are proved using a one-to-one relationship to the new type from properties of the existing type.

In this work, we make additional use of the class concept of Isabelle that allows an abstract specification of a set of types and properties to be instantiated later. We use it to abstract from states and state transition in order to create a generic framework for Kripke structures, CTL, and attack trees. Using classes the framework can then be applied to arbitrary object-logics that have a notion of state and state transition by instantiation. Figure 1 illustrates how the Isabelle theories in our framework are embedded into each other.

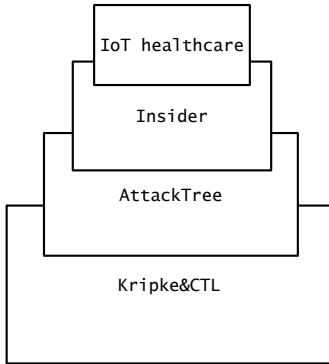


Fig. 1. Generic framework for attack trees embeds applications.

### A. Kripke Structures and CTL

The expressiveness of Higher Order Logic (HOL) allows formalizing the notion of Kripke structures as sets of states and a transition relation over those in Isabelle. In addition, the branching time temporal logic CTL can be embedded into HOL using Isabelle’s fixpoint definitions for the CTL operators [3].

We apply Kripke structures and CTL to analyse dynamic change of state based systems. We consider snapshots of systems as states and assuming the definition of a state transition, temporal logic may be used to express safety and

security properties over dynamically. We briefly recapitulate the basic background of Kripke structures and CTL.

The system states and their transition relation are defined as a class called `state` containing an abstract constant `state_transition`. It introduces the syntactic infix notation  $I \rightarrow_i I'$  to denote that system state  $I$  and  $I'$  are in this relation.

```
class state =
fixes state_transition :: [ $\sigma$  :: type,  $\sigma$ ]  $\Rightarrow$  bool
(" _  $\rightarrow_i$  _")
```

Branching time temporal logic CTL has been integrated as part of the Isabelle Insider framework [3] built over Kripke structures and state transitions and applied to the Insider theory. We generalise this theory here using the above class definition and thereby lifting Kripke structures and CTL to a generic level.

Based on the generic state transition  $\rightarrow_i$  of the type class `state`, the CTL-operators EX and AX express that property  $f$  holds in some or all next states, respectively.

```
AX  $f \equiv \{ s. \{ f0. s \rightarrow_i f0 \} \subseteq f \}$ 
EX  $f \equiv \{ s. \exists f0 \in f. s \rightarrow_i f0 \}$ 
```

The CTL formula  $AG f$  means that on all paths branching from a state  $s$  the formula  $f$  is always true (G stands for ‘globally’). It can be defined using the Tarski fixpoint theory by applying the greatest fixpoint operator.

```
AG  $f \equiv \text{gfp}(\lambda z. f \cap AX z)$ 
```

In a similar way, the other CTL operators are defined. The formal Isabelle definition of what it means that formula  $f$  holds in a Kripke structure  $M$  can be stated as: the initial states of the Kripke structure `init M` need to be contained in the set of all states `states M` that imply  $f$ .

```
 $M \vdash f \equiv \text{init } M \subseteq \{ s \in \text{states } M. s \in f \}$ 
```

In an application, the set of states of the Kripke structure will be defined as the set of states reachable by the infrastructure state transition from some initial state, say `example_scenario`.

```
example_states  $\equiv \{ I. \text{example\_scenario} \rightarrow_i^* I \}$ 
```

The relation  $\rightarrow_i^*$  is the reflexive transitive closure – an operator supplied by the Isabelle theory library – applied to the relation  $\rightarrow_i$ .

The Kripke constructor combines the constituents initial state, state set and state transition relation  $\rightarrow_i$ .

```
example_Kripke  $\equiv$ 
Kripke example_states {example_scenario}  $\rightarrow_i$ 
```

Properties in HOL are given as predicates. Alternatively, they can be seen as sets in a view which is often called *predicate transformer* semantics. In HOL, sets are defined as predicates – so these concepts coincide. Given some property – a predicate over states (or equally a set of states) – we can thus then for example try to prove that there is a path (E) to a state in which the property eventually holds (in the Future) by attempting the following proof in Isabelle.

example\_Kripke  $\vdash$  EF property

### III. ATTACK TREES AND REFINEMENT

Attack Trees [4] are a graphical language for the analysis and quantification of attacks. If the root represents an attack, its children represent the sub-attacks. Leaf nodes are the basic attacks; other nodes of attack trees represent sub-attacks. Sub-attacks can be alternatives for reaching the goal (disjunctive node) or they must all be completed to reach the goal (conjunctive node). Figure 2 is an example of an attack tree taken from a textbook [4] illustrating the attack of opening a safe. Nodes can be adorned with attributes, for example

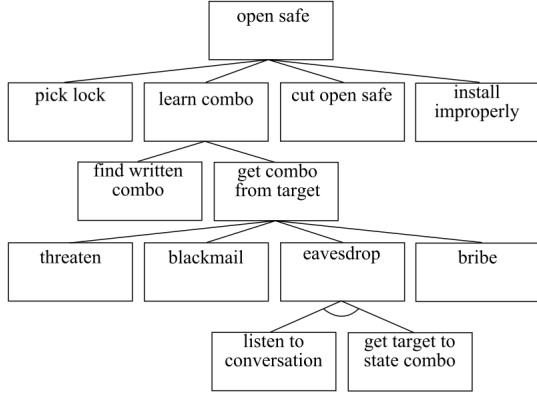


Fig. 2. Attack tree example illustrating disjunctive nodes for alternative attacks refining the attack “open safe”. Near the leaves there is also a conjunctive node “eavesdrop”.

costs of attacks or probabilities which allows quantification of attacks (not used in the example).

#### A. Attack Tree Datatype in Isabelle

The following datatype definition `attree` defines attack trees. The simplest case of an attack tree is a base attack. The principal idea is that base attacks are defined by a pair of state sets representing the initial states and the *attack property* – a set of states characterized by the fact that this property holds in them. Attacks can also be combined as the conjunction or disjunction of other attacks. The operator  $\oplus_{\vee}$  creates or-trees and  $\oplus_{\wedge}$  creates and-trees. And-attack trees  $l\oplus_{\wedge}^s$  and or-attack trees  $l\oplus_{\vee}^s$  consist of a list of sub-attacks – again attack trees.

```

datatype ( $\sigma :: \text{state}$ )attree =
  BaseAttack ( $\sigma \text{ set}$ ) $\times$ ( $\sigma \text{ set}$ ) (" $\mathcal{N}(\_)$ ")
| AndAttack ( $\sigma \text{ attree}$ )list ( $\sigma \text{ set}$ ) $\times$ ( $\sigma \text{ set}$ ) (" $\_ \oplus_{\wedge}^{\_}$ ")
| OrAttack ( $\sigma \text{ attree}$ )list ( $\sigma \text{ set}$ ) $\times$ ( $\sigma \text{ set}$ ) (" $\_ \oplus_{\vee}^{\_}$ ")

```

The attack goal is given by the pair of state sets on the right of the operator  $\mathcal{N}$ ,  $\oplus_{\vee}$  or  $\oplus_{\wedge}$ , respectively. A corresponding projection operator is defined as the function `attack`.

```

primrec attack :: ( $\sigma :: \text{state}$ )attree  $\Rightarrow$  ( $\sigma \text{ set}$ ) $\times$ ( $\sigma \text{ set}$ )
where
  attack (BaseAttack b) = b
| attack (AndAttack as s) = s
| attack (OrAttack as s) = s

```

#### B. Attack Tree Refinement

When we develop an attack tree, we proceed from an abstract attack, given by an attack goal, by breaking it down into a series of sub-attacks. This proceeding corresponds to a process of *refinement*. Therefore, as part of the attack tree calculus, we provide a notion of attack tree refinement. This can be done elegantly by defining an infix operator  $\sqsubseteq$ . The intuition of developing an attack tree from the root to the leaves is illustrated in Figure 3. The example attack tree on the left side has a leaf that is expanded by the refinement into an and-attack with two steps. Formally, we define the semantics of the refinement operator by an inductive definition of the constant  $\sqsubseteq$ , that is, the smallest predicate closed under the set of specified rules.

```

inductive refines_to ::
  [( $\sigma :: \text{state}$ ) attree,  $\sigma \text{ attree}$ ]  $\Rightarrow$  bool" (" $\_ \sqsubseteq \_$ ")
where
  refI: [ [ A = (1 @ [ $\mathcal{N}_{(s1,s2)}$ ] @ 1'')  $\oplus_{\wedge}^{(s0,s3)}$ ;
           A' = 1'  $\oplus_{\wedge}^{(s1,s2)}$ ;
           A'' = 1 @ 1' @ 1''  $\oplus_{\wedge}^{(s0,s3)}$ 
         ]  $\Rightarrow$  A  $\sqsubseteq$  A''
| ref_or: [ as  $\neq$  [] ;
            $\forall$  A'  $\in$  set(as). A  $\sqsubseteq$  A'  $\wedge$  attack A = s
         ]  $\Rightarrow$  A  $\sqsubseteq$  as  $\oplus_{\vee}^s$ 
| ref_trans: [ A  $\sqsubseteq$  A'; A'  $\sqsubseteq$  A'' ]  $\Rightarrow$  A  $\sqsubseteq$  A''
| ref_refl : A  $\sqsubseteq$  A

```

The rule `refI` captures the intuition expressed in Figure 3: a sequence of leaves in an and-subtree can be refined by replacing a single leaf by a new subsequence (the `@` is the list append in Isabelle). Rule `ref_or` describes or-attack refinement. To refine a node into an or-attack, all sub-trees in the or-attack list need to refine the parent node. The remaining rules define  $\sqsubseteq$  as a pre-order on sub-trees of an attack tree: it is reflexive and transitive.

Refinement of attack trees defines the stepwise process of expanding abstract attacks into more elaborate attacks only syntactically. There is no guarantee that the refined attack is possible if the abstract one is, nor vice-versa. We need to provide a semantics for attacks in order to judge whether such syntactic refinements represent possible attacks. To this end, we now formalise the semantics of attack trees by a proof theory.

### IV. PROOF CALCULUS

A valid attack, intuitively, is one which is fully refined into fine-grained attacks that are feasible in a model. The general model we provide is a Kripke structure, i.e., a set of states and a generic state transition. Thus, feasible steps in the model are single steps of the state transition. We call them valid base attacks. The composition of sequences of valid base attacks into and-attacks yields again valid attacks if the base attacks line up with respect to the states in the state transition. If there are different valid attacks for the same attack goal starting from the same initial state set, these can be summarized in an or-attack. More precisely, the different cases of the validity predicate are distinguished by pattern matching over the attack tree structure.

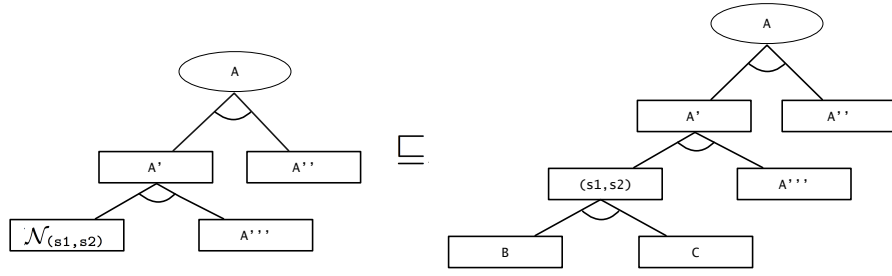


Fig. 3. Attack tree example illustrating refinement of an and-subtree.

- A base attack  $\mathcal{N}_{(s0, s1)}$  is valid if from all states in the pre-state set  $s0$  we can get with a single step of the state transition relation to a state in the post-state set  $s1$ . Note, that it is sufficient for a post-state to exist for each pre-state. After all, we are aiming to validate attacks, that is, possible attack paths to some state that fulfills the attack property.
- An and-attack  $\bigoplus_{\wedge}^{(s0, s1)}$  is a valid attack if either of the following cases holds:
  - empty attack sequence  $As$ : in this case the pre-state set and post-state set must be identical, i.e.,  $s0 = s1$ .
  - attack sequence  $As$  is singleton: in this case, the singleton element attack in  $As$ , the head of  $As$ , must be a valid attack and it must be an attack with pre-state  $s0$  and post-state  $s1$ .
  - otherwise, that is,  $As$  is nonempty and has more than one element, the first element (head) of  $As$  must be valid with pre-state identical to the overall pre-state  $s0$  and the rest of  $As$ , the tail  $\text{tl}(As)$  must be a valid and-attack with the attack goal  $s1$  – the goal of the overall attack. Its pre-state set is the goal of the head of the attack sequence  $\text{snd}(\text{attack}(\text{hd}(As)))$  since this is the post-state set of that first step.
- An or-attack  $\bigoplus_{\vee}^{(s0, s1)}$  is a valid attack if either of the following cases holds (first two are identical to the and case):
  - empty attack sequence  $As$ : in this case the pre-state set and post-state set must be identical, i.e.,  $s0 = s1$ .
  - attack sequence  $As$  is singleton: in this case, the singleton element attack in  $As$ , the head of  $As$ , must be a valid attack and it must be an attack with pre-state  $s0$  and post-state  $s1$ .
  - otherwise, that is,  $As$  is nonempty and has more than one element, the first element (head) of  $As$  must be valid with the same pre-state and attack goal as  $As$  and similarly the tail  $\text{tl}(As)$  must be a valid or-attack for the same attack  $(s0, s1)$ .

The proof calculus is thus completely described by one recursive function. This is a major improvement to the inductive definition provided in the preliminary workshop paper [1] that

inspired this paper. Our notion of attack tree validity is more concise hence less prone to stating inconsistent definitions and still allows to infer properties important for proofs. The increase of consistency is because other important or useful algebraic properties can be derived from the recursive function definition. Table II has a few representative examples of lemmas needed for further proofs for and-attacks that are proved from the definition of `is_attack_tree`. Complementary ones for or-attacks can also be derived. Note, that preliminary experiments on a proof calculus for attack trees in Isabelle [1] used an inductive definition that had a larger number of rules than the three cases we have in our recursive function definition `is_attack_tree`. The earlier inductive definition integrated a fair number of properties as inductive rules which are now proved from the three cases of `is_attack_tree`.

There are some technical remarks about Isabelle in order at this point. Usually, simpler recursive function definitions can be defined by the keyword **primrec** or equally **fun**. In the above recursive function definition, we use the keyword **function** which is only required if the recursion is too complex for Isabelle to automatically find a termination proof. Since all functions in HOL are total, that is, defined on all inputs, such a proof must be found. If, like in our case, the termination proof is not found automatically, the definition using the **fun** keyword fails. Using instead **function**, the recursive definition automatically starts a new proof, in which the user has to perform a termination proof manually. By default, using `auto` on such a termination proof, Isabelle will use the method `lexicographic_order` trying to find a termination proof by a suitable combination of existing size measures. Otherwise, a termination relation can be defined manually. In our case, Isabelle could not find a suitable termination relation. Since supplying a termination relation is not trivial in our case we used a third option. If the user supplies the additional optional keyword `domintros` after **function**, Isabelle assumes that this is a case of partial function and provides a set of *domain rules* that describe when an argument is in the domain of the function. All simplification rules (that is defining equations) as well as induction schemes for the defined function are then parametrized by a domain predicate. Switching on the option `domintros` generates related introduction rules for the domain predicate. We used the definition of this domain predicate to manually perform the proof that the function

```

function (domintros) is_attack_tree :: [( $\sigma$  :: state) attree]  $\Rightarrow$  bool ("┌_")
where
  att_base:  $\vdash \mathcal{N}_s = \forall x \in \text{fst } s. \exists y \in \text{snd } s. x \rightarrow_i y$ 
| att_and:  $\vdash (\text{As} :: (\sigma :: \text{state attree list})) \oplus_{\wedge}^s =$ 
      if As = [] then (fst s = snd s)
      else (if tl As = [] then  $\vdash \text{hd As} \wedge \text{attack}(\text{hd As}) = s$ 
            else  $\vdash \text{hd As} \wedge \text{fst}(\text{attack}(\text{hd As})) = \text{fst } s \wedge \vdash \text{tl As} \oplus_{\wedge}^{(\text{snd}(\text{attack}(\text{hd As})), \text{snd}(s))}$ )
| att_or: ( $\vdash (\text{As} :: (\sigma :: \text{state attree list})) \oplus_{\vee}^s =$ 
      if As = [] then (fst s = snd s)
      else (if tl As = [] then  $\vdash \text{hd As} \wedge \text{attack}(\text{hd As}) = s$ 
            else  $\vdash \text{hd As} \wedge \text{attack}(\text{hd As}) = s \wedge \vdash \text{tl As} \oplus_{\vee}^s$ )

```

TABLE I

CENTRAL DEFINITION FOR PROOF CALCULUS FOR ATTACK TREES IS GIVEN BY A RECURSIVE PREDICATE FOR VALID ATTACKS.

```

lemma att_and_one: [ $\vdash a$ ;  $\text{attack } a = s$ ]  $\Longrightarrow \vdash [a] \oplus_{\wedge}^s$ 
lemma att_and_empty:  $\vdash [] \oplus_{\wedge}^{(s0, s1)} \Longrightarrow s0 = s1$ 
lemma att_comp_and_cons:  $\vdash a \Longrightarrow \text{attack } a = (s0, s1) \Longrightarrow \vdash \text{As} \oplus_{\wedge}^{(s1, s2)} \Longrightarrow \vdash (a \# \text{As}) \oplus_{\wedge}^{(s0, s2)}$ 
lemma att_andD1:  $\vdash x1 \# x2 \oplus_{\wedge}^s \Longrightarrow \vdash x1$ 
lemma att_andD2:  $\vdash x1 \# x2 \oplus_{\wedge}^s \Longrightarrow \vdash x2 \oplus_{\wedge}^{(\text{snd}(\text{attack } x1), \text{snd } s)}$ 
lemma att_comp_and:  $\vdash \text{As0} \oplus_{\wedge}^{s0} \Longrightarrow \vdash \text{As1} \oplus_{\wedge}^{s1} \Longrightarrow \text{snd } s0 = \text{fst } s1 \Longrightarrow s2 = (\text{fst } s0, \text{snd } s1)$ 
       $\Longrightarrow \vdash (\text{As0} \text{ @ } \text{As1}) \oplus_{\wedge}^{s2}$ 

```

TABLE II

THEOREM LIBRARY FOR ATTACK TREE PROOF CALCULUS: EXAMPLES FOR AND-ATTACKS DERIVED FROM RECURSIVE FUNCTION DEFINITION

is\_attack\_tree does in fact terminate. Thereby, the definition is proved to be a total function and can be used without domain precondition. The proof is however, rather technical and tedious (it consists of about 100 lines of Isabelle proof commands, see [5]).

Given the proof calculus, the notion of validity of an attack tree can be used to identify valid refinements already at a more abstract level. The notion  $\sqsubseteq_V$  denotes that the refinement of the attack tree on the left side is to a valid attack tree on the right side.

$$A \sqsubseteq_V A' \equiv (A \sqsubseteq A' \wedge \vdash A')$$

Taking this one step further, we can say that an abstract attack tree is valid if there is a valid attack tree it refines to.

$$\vdash_V A \equiv (\exists A'. A \sqsubseteq_V A')$$

Thereby, we have closed the circle and achieved what we initially wanted: to state that an abstract attack tree  $A$  is actually a valid attack tree, we can conjecture  $\vdash_V A$ . This results in the proof obligation of finding a valid attack tree  $\vdash A'$  such that  $A \sqsubseteq A'$ . We are going to use this methodology on the case study in Section VI-D for the attack tree analysis.

## V. VALIDITY IMPLIES ATTACK CORRECTNESS

In the current section, we present the main theorem of correctness of attack trees with respect to the CTL semantics. We first present the theorem and explain its practical use. We then give an outline of the proof of this main theorem pointing out specific difficulties.

### A. Main Theorem

The novel contribution of this paper is to equip attack trees with a Kripke semantics. Thereby, a valid attack tree

corresponds to an attack sequence. The following theorem provides this.

**theorem** AT\_EF:

$$\vdash A :: (\sigma :: \text{state}) \text{ attree} \Longrightarrow (I, s) = \text{attack } A \Longrightarrow \text{Kripke } \{s . \exists i \in I. i \rightarrow_i^* s\} I \vdash \text{EF } s$$

It is not only an academic exercise to prove this theorem. Since we use an embedding of attack trees into Isabelle, this kind of proof about the embedded notions of attack tree validity  $\vdash$  and CTL formulas like EF is possible. At the same time, the established relationship between these notions can be applied to case studies. Consequently, if we apply attack tree refinement to spell out an abstract attack tree for attack  $s$  into a valid attack sequence, we can apply theorem AT\_EF and can immediately infer that EF  $s$  holds.

### B. Proof of Theorem

The main idea of the proof is as follows.

Intuitively, a valid attack tree  $A$  will have at its leaves a sequence of base attacks that taken together represent a path of state sets  $s_0, \dots, s_n$  where  $s_0 = I$  and  $s_n = s$  where  $s$  is the property defining the attack and  $I$  is the set of initial states. By the definition of base attacks, the states in adjacent state sets  $s_i, s_{i+1}$  for  $j = 0..n-1$  are related by  $\rightarrow_i$ . Therefore, for all  $x \in I$ , by induction there is an  $y \in s$  such that  $x \rightarrow_i^* y$  in the reflexive transitive closure of the state transition. From, that we only need to establish that in CTL such a path in  $x \rightarrow_i^* y$  implies that EF  $s$ .

Technically, this intuitive argument becomes more complex because of the mix of base attacks, and-attacks and or-attacks that can be freely mixed in an attack tree also at the levels closer to the branches. To unify this mix of heterogeneous structure in an attack tree, the formal proof thus uses a simplifying intermediary: the sequence of state sets  $s_j$  mentioned

above is manifested as an existentially quantified list  $s1$ . The overall argument of the proof is divided into two parts (a) for all valid attack trees (of various mixed forms) there is such a sequence  $s1$  at the bottom and (b) for each case of such a sequence  $s_j$  given by the mixed forms, it follows that  $EF\ s$  is implied from that sequence  $s1$ .

The first part (a) of the argument leads to the following main lemma `first_step`.

$$\begin{aligned} &\vdash A :: (\sigma :: \text{state}) \text{ attree} \implies \\ &A = \mathcal{N}_{\text{attack } A} \vee \\ &\exists \text{al. } A = \text{al} \oplus_{\wedge}^{\text{attack } A} \wedge \\ &\quad \exists s1 :: (\sigma :: \text{state}) \text{ set list. } s1 \neq [] \wedge \\ &\quad (s1 ! 0, s1 ! (\text{length } s1 - 1)) = \text{attack } A \wedge \\ &\quad \forall i < (\text{length } s1 - 1). \vdash \mathcal{N}_{(s1 ! i, s1 ! (i+1))} \vee \\ &\exists \text{oal } A = \text{oal} \oplus_{\vee}^{\text{attack } A} \wedge \\ &\quad \forall a \in (\text{set oal}). \\ &\quad \exists s1 :: (\sigma :: \text{state}) \text{ set list. } s1 \neq [] \wedge \\ &\quad (s1 ! 0, s1 ! (\text{length } s1 - 1)) = \text{attack } A \wedge \\ &\quad \forall i < (\text{length } s1 - 1). \vdash \mathcal{N}_{(s1 ! i, s1 ! (i+1))} \end{aligned}$$

The lemma has three cases corresponding to the three types of attacks visible in a threefold disjunction with  $\vee$ . The first case is that the attack tree is a base attack case. In this case, there appears no sequence  $s1$  simply because it is implicitly given by the sequence  $[fst(\text{attack } A), snd(\text{attack } A)]$  of the first and second element of the attack. The second case is that the top level structure of the attack is that of an and-tree. In this case, the theorem states that there is a nonempty sequence  $s1$  whose first element is the initial state set of the attack and the final element is the state set representing the attack. The notation  $s1 ! i$  gives the “ $i$ th” element of a list starting from index 0. Finally, the theorem states for this case that all adjacent state sets in the sequence form pairwise base attacks. In other words, the sequence  $s1$  is a sequence of state sets passed through by basic attack steps. The third case of the theorem addresses or-trees. Here, the top-level tree structure is that of a list of disjunctive attack trees  $\text{al}$  and for each of the single attack trees  $a$  in this list, we have the same condition as for the previous case: there is sequence  $s1$  representing a chain of state sets passed through in single attack steps.

The proof of lemma `first_step` uses an induction over the attack tree  $A$ . It needs to prove the three possible cases given in the disjunction. For each case, when freeing the induction hypothesis, there are again three cases in the assumption to distinguish. In addition, there is always the corner case of an empty attack tree list to consider. Consequently, there are quite a number of different cases to consider. Although in the end they can all be proved, they often require proving additional basic lemmas about attack trees. This kind of proof really justifies using an interactive theorem prover since on paper it is next to impossible to track all tricky cases properly. The proof is about 500 lines of Isabelle proof commands.

For each of the three cases established by lemma `first_step`, there is a lemma to derive the final conclusion of theorem `AT_EF`.

The first case of the base attack is given by lemma `second_stepA`.

$$\mathcal{N}_{(I,s)} \implies \text{Kripke } \{ s :: (\sigma :: \text{state}). \exists i \in I. i \rightarrow_i^* s \} I \vdash EF\ s$$

The second case for the and-attack tree is given by lemma `second_stepB`.

$$\begin{aligned} &\vdash (A :: (\sigma :: \text{state}) \text{ attree} \implies A = \text{al} \oplus_{\wedge}^{(I,s)} \implies \\ &\exists (s1 :: (\sigma :: \text{state}) \text{ set list. } s1 \neq [] \wedge \\ &\quad (s1 ! 0, s1 ! (\text{length } s1 - 1)) = \text{attack } A \wedge \\ &\quad \forall i < (\text{length } s1 - 1). \vdash \mathcal{N}_{(s1 ! i, s1 ! (i+1))} \implies \\ &\text{Kripke } \{ s :: (\sigma :: \text{state}). \exists i \in I. i \rightarrow_i^* s \} I \vdash EF\ s \end{aligned}$$

The third case for the and-attack tree is given by lemma `second_stepC`.

$$\begin{aligned} &\vdash (A :: (\sigma :: \text{state}) \text{ attree} \implies A = \text{al} \oplus_{\vee}^{(I,s)} \implies \\ &\forall a \in (\text{set oal}). \\ &\quad \exists (s1 :: (\sigma :: \text{state}) \text{ set list. } s1 \neq [] \wedge \\ &\quad (s1 ! 0, s1 ! (\text{length } s1 - 1)) = \text{attack } A \wedge \\ &\quad \forall i < (\text{length } s1 - 1). \vdash \mathcal{N}_{(s1 ! i, s1 ! (i+1))} \implies \\ &\text{Kripke } \{ s :: (\sigma :: \text{state}). \exists i \in I. i \rightarrow_i^* s \} I \vdash EF\ s \end{aligned}$$

We comment on the proofs of those lemmas jointly as their proofs build up on each other and the latter two resemble each other much. The proof of the first one is fairly simple as it concerns only one step of  $\rightarrow_i$  and given the lemma `EF_step` it can be proved in a straightforward manner.

**lemma** `EF_step`:  $\llbracket x \rightarrow_i y; y \in f \rrbracket \implies x \in EF\ f$

The other two lemmas use a generalisation of that simple step for the base attack to a sequence. We first prove the lemma `EF_step_star`.

**lemma** `EF_step_star`:  $\llbracket x \rightarrow_i^* y; y \in f \rrbracket \implies x \in EF\ f$

Then we can reduce the overall goal of `EF\ s` to

$$\forall x \in I. \exists y \in s. x \rightarrow_i^* y .$$

This is now a property that follows by induction from the definition of base attacks and thus follows directly from the hypotheses.

Finally, given all these lemmas, the proof of the final theorem `AT_EF` is given by applying the `first_step` in a forward manner to the precondition and then apply – in each of the three resulting cases – the corresponding lemma `second_stepX` for  $X \in \{A, B, C\}$  to finish the proof.

### C. Corollary for Valid Refinements and Completeness

Theorem `AT_EF` also extends to validity of abstract attack trees. That is, if an “abstract” attack tree  $A$  can be refined to a valid attack tree, correctness in CTL given by `AT_EF` applies also to the abstract tree as expressed in the following theorem.

**theorem** `ATV_EF`:

$$\vdash_{\vee} A :: (\sigma :: \text{state}) \text{ attree} \implies (I, s) = \text{attack } A \implies \text{Kripke } \{ s . \exists i \in I. i \rightarrow_i^* s \} I \vdash EF\ s$$

*Proof:* This second version of the theorem follows from the first version by unfolding the definition of a valid attack in the hypothesis thereby providing that there is a valid attack  $A'$  that refines  $A$ . When reducing the conclusion with the previous theorem `AT_EF` to  $(I, s) = \text{attack } A'$  we can finally apply the lemma `ref_pres_att`.

$$A \sqsubseteq A' \implies \text{attack } A = \text{attack } A'$$

This finishes the proof of `ATV_EF`.

The inverse direction of theorem `ATV_EF` is a completeness theorem.

$$\text{Kripke } \{s . \exists i \in I. i \rightarrow_i^* s\} \vdash \text{EF } s \implies \exists A :: (\sigma :: \text{state}) \text{attree}. \vdash_V A \wedge (I, s) = \text{attack } A$$

We give a proof sketch. We need to produce a witness for a valid attack  $A$ . Since we have `EF s`, we can use the reverse of lemma `EF_step_star` to infer that there is a sequence of single steps leading from any  $x \in I$  to some  $y \in s$ , say  $x_i$ . This immediately allows to construct a sequence of state sets  $\{x_0\}, \dots, \{x_n\}$  with  $x_0 = I$  and  $x_n = s$  such that for each  $i \in \{0..n-1\}$  we have  $\vdash \mathcal{N}(\{x_i\}, \{x_{i+1}\})$  – a witness for  $A$ .

## VI. APPLICATION TO IOT HEALTH CARE

We now consider the application of attack trees to a case study from IoT supported healthcare systems which are subject to the CHIST-ERA project `SUCCESS` [6]. Since we formalized state transitions using Isabelle’s class concept and built Kripke structures and CTL on this, we can now instantiate the generic proof theory for attack trees to this application. In a first step, the Isabelle insider theory is provided as an Isabelle object logic where the generic state is given by the infrastructure type of the insider theory and the state transition is the infrastructure state transition defined by changes implied by actions of actors. We first briefly recapitulate the relevant parts of the Isabelle insider framework then showing how the attack tree proof theory can be instantiated to it to provide the basis for specifying the IoT healthcare insider.

### A. Isabelle Insider framework

The Isabelle Insider framework [7] uses the logical process of sociological explanation [8] inspired by Max Weber’s *Grundmodell* thus explaining insider threats by moving between societal level (macro) and individual actor level (micro). The Isabelle Insider framework supports the representation of infrastructures as graphs with actors and policies attached to nodes. These infrastructures are the *states* of the Kripke structure for the attack trees.

The transition between states is triggered by non-parametrized actions `get`, `move`, `eval`, and `put` executed by actors. Actors are given by an abstract type `actor` and a function `Actor` that creates elements of that type from identities (of type `string`). Policies are given by pairs of predicates (conditions) and sets of (enabled) actions.

**type\_synonym** policy = ((actor  $\Rightarrow$  bool)  $\times$  action set)

Actors are contained in an infrastructure graph.

**datatype** `igraph` =  
 Lgraph (location  $\times$  location)set  
 location  $\Rightarrow$  identity set  
 actor  $\Rightarrow$  (string set  $\times$  string set)  
 location  $\Rightarrow$  string set

An `igraph` contains a set of location pairs representing the structure of the infrastructure as a graph of nodes and a list of

actor identities associated to each node (location) in the graph. Also an `igraph` associates actors to a pair of string sets by a pair-valued function whose first range component is a set describing the credentials in the possession of an actor and the second component is a set defining the roles the actor can take on. Moreover, an `igraph` assigns locations to a string set that defines the state of the component. Corresponding projection functions for the components of an `igraph` are provided and predicates `has` and `role` express that actors have credentials or that they can perform in specified roles while `isin` says that locations are in a specified state. Infrastructures are given by the following datatype that contains an infrastructure graph of type `igraph` and a policy given by a function that assigns local policies over a graph to all locations of the graph.

**datatype** `infrastructure` =  
 Infrastructure  
 igraph  
 [igraph, location]  $\Rightarrow$  policy set

Policies specify the “good” behaviour of actors of an infrastructure. The behaviour of actors is defined by the `enables` predicate: an actor  $h$  is enabled to perform an action  $a$  in infrastructure  $I$ , at location  $l$  if there exists a pair  $(p, e)$  in the local policy of  $l$  (`delta I l` projects to the local policy) such that the action  $a$  is a member of the action set  $e$  and the policy predicate  $p$  holds for actor  $h$ .

$$\text{enables } I \ l \ h \ a \equiv \exists (p, e) \in \text{delta } I \ l. a \in e \wedge p \ h$$

These are the main components to express the macro-level of infrastructures for insider attacks. The individual actors psychological disposition and the triggers to become an insider are modeled in the micro-level part of the Isabelle insider framework but are omitted here since they are not central to the illustration of the case study for attack trees. More detail on this can be found in the original paper [7] and various applications, e.g., [9], [10].

The definition of the behaviour for actors by the `enables` predicate now allows to flesh out the abstract state transition by an inductive definition of a state transition relation  $\rightarrow_n$  for infrastructures. This is given by the following rules for the state transition relation  $\rightarrow_n$  for each of the actions. As an example, we show the rule for `move`. The additional function `move_graph_a` used within the rule is a recursive function definition changing the `igraph` accordingly (see the complete source code [2] for full details).

**move:**  $\llbracket$   $G = \text{graphI } I$ ;  $a @_G \ l$ ;  $l \in \text{nodes } G$ ;  
 $l' \in \text{nodes } G$ ;  $a \in \text{actors\_graph}(\text{graphI } I)$ ;  
 $\text{enables } I \ l \ (\text{Actor } a) \ \text{move}$ ;  
 $I' = \text{Infrastructure}$   
 ( $\text{move\_graph\_a } a \ l \ l' \ (\text{graphI } I)$ )  
 ( $\text{delta } I$ )  
 $\rrbracket \implies I \rightarrow_n I'$

Although this specialised relation  $\rightarrow_n$  is a different constant by the virtue of Isabelle’s class concept it may be instantiated to the generic state transition provided in the underlying theory of Kripke structures and CTL thereby inheriting all the provided concepts and theorems. This instantiation is triggered by a final

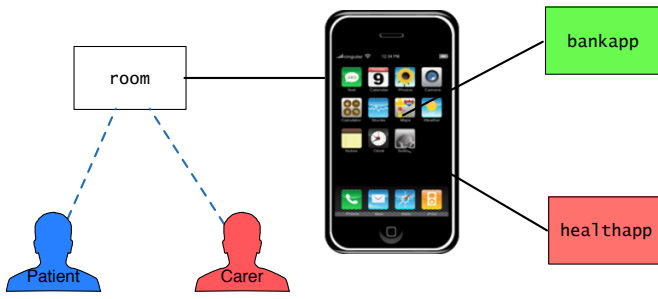


Fig. 4. Health care scenario: carer and patient in the room may use smartphone apps.

section in the insider theory and providing a one-line proof of instantiation.

```

instantiation "infrastructure" :: state
begin
instance
  by (rule MC.class.MC.state.of_class.intro)
end

```

### B. IoT Insider Health Care Case Study

The scenario serving as an example for the attack tree application to the Insider framework is taken from the domain of the SUCCESS project for Security and Privacy of the IoT [6].

The project constructs a pilot case study for cost effective security and privacy for monitoring patients for the diagnosis of Alzheimer’s disease using IoT devices. Currently, the project focuses on a scenario with small devices for the sampling biomarker measurements, like the analysis of blood samples. Those devices are plugged into a mobile phone. The data samples can then be sent from a phone app on the smart phone to a server.

In the simplified scenario used here, there are the patient and the carer within a room together with the smart phone.

For insider analysis, we assume that the carer has access to the phone to support the patient in handling the special diagnosis device, the smart phone, and the app.

The scenario has an additional app for banking installed on the smart phone that requires additional authentication using a “secret key”. This could be a small electronic device providing authentication codes for one time use as they are used by many banks for private online banking.

We consider the possibility that the carer may get hold of this device in the patient’s room. If equipped with this credential he or she may then be able to get onto the banking app and rob the patient’s account, i.e., transfer money to an own account without the patient’s consent.

### C. IoT Example Infrastructure and Policy

The health care scenario is contained in a locale `scenarioHealthcare` allowing to use local definitions and assumptions. Within locales the syntax `fixes` and `defines` are keywords indicating a new local definition. We use them

here in a first instance but omit them afterwards not to clutter the presentation of the example definitions. The identities `Patient` and `Carer` represent a patient and his carer; double quotes `''s''` indicate strings in Isabelle/HOL. The global policy is ‘no one except the patient can use the bank app’:

```

fixes global_policy :: [infrastructure, identity] => bool
defines global_policy I a ≡ a ≠ ''Patient'' →
  ¬(enables I bankapp (Actor a) eval)

```

The graph representing the infrastructure of the health care case study has the following locations: (0) smart phone, (1) room, (2) bank app, and (3) health app. As a first part of the infrastructure, we assign the possession of credentials like PINs or the skey as well as the roles that actors can have. We define this assignment as a function from actors to a pair of string lists where the first list are the credentials of the actor and the second list denotes the roles of this actor. For the health care scenario, the credentials express that the actors `Patient` and `Carer` possess the PIN for the sphone but `Patient` also has the skey.

```

ex_creds ≡ λ x. if x = Actor ''Patient'' then
  ({'PIN'}, {'skey'}) else (if x = Actor ''Carer'' then
  {'PIN'}, {}) else ({} , {})

```

In this scenario, we do not make use of the possibility to assign a state to locations within the graph. However, we need to still define an empty location map `ex_locs ≡ λ x. {}`.

We define an initial graph over the scenario’s locations positioning the actors. The actors `patient` and `carer` reside initially in the room. The graph is a set of pairs of locations and the actors’ locations are specified by a function mapping locations to lists of the actors’ identities that are at a location. Also the graph contains the current assignment of actors to credentials and roles `ex_creds` as well as the assignment of locations to their state `ex_locs`.

```

ex_graph ≡
  Lgraph {(room, sphone), (sphone, healthapp),
  (sphone, bankapp)}
  (λ x. if x = room then
  {'Patient', 'Carer'} else {})
  ex_creds ex_locs

```

Local policies are represented as a function over an `igraph G` that additionally assigns each location of a scenario to its local policy given as a pair of requirements to an actor (first element of the pair) in order to grant him actions in the location (second element of the pair). The predicate `@G` checks whether an actor is at a given location in the graph `G`.

```

local_policies G ≡
(λ x. if x = room then {(λ y. True, {get, put, move})}
else (if x = sphone then
  {(λ y. has G (y, ''PIN'')}, {get,put,move})}
else (if x = healthapp then
  {(λ y. (∃ n. (n @G sphone) ∧ Actor n = y)),
  {get,put,move})}
else (if x = bankapp then
  {(λ y. (∃ n. (n @G sphone) ∨ (n @G bankapp)
  ∧ Actor n = y ∧ has (y, ''skey''))},

```



```
{get,put,move}})
else {})))))
```

In this policy, any actor can move to the room and when in possession of the PIN can move onto the sphone and do all actions there. The following restrictions are placed on the two other locations.

```
healthapp: to move onto the healthapp and perform any
action at this location, an actor must be at the
position sphone already;
bankapp : to move onto the bankapp and perform any action
at this location, an actor must be at the position
sphone already and in possession of the skey.
```

The graph and policies are put into the infrastructure `hc_scenario`.

```
hc_scenario ≡ Infrastructure ex_graph local_policies
```

System states in the Insider framework are given by infrastructures but the actual changes occur in the graphs within those since the policies should not change. The initial state in the above `hc_scenario` is described by the graph `ex_graph`. The other states are derived from this by applying the state transition function. The relevant change for the attack is that the carer gets the additional credential. This is encoded in a changed credential map `ex_creds'`.

```
λ x. if x = Actor ''Patient'' then
  ({'PIN','skey'}, {}) else
  (if x = Actor ''Carer'' then
    ({'PIN','skey'}, {}) else ({}))
```

This changed assignment is used to introduce the following series of graphs to represent the changes to the infrastructure. We first define the corresponding infrastructure graph where the carer in the room gets hold of the skey expressed by the change to `ex_creds'`.

```
ex_graph' ≡ Lgraph
  {(room, sphone), (sphone, healthapp),
  (sphone,bankapp)}
  (λ x. if x = room then
    {'Patient', ''Carer''} else {})
  ex_creds' ex_locs
```

Next, the carer gets onto the smart phone.

```
ex_graph'' ≡ Lgraph
  {(room, sphone), (sphone, healthapp),
  (sphone,bankapp)}
  (λ x. if x = room then
    {'Patient''} else
    (if x = sphone then {'Carer''}
    else {}))
  ex_creds' ex_locs
```

And finally, the critical state is where the carer gets onto the bankapp.

```
ex_graph''' ≡ Lgraph
  {(room, sphone), (sphone, healthapp),
  (sphone,bankapp)}
  (λ x. if x = room then
    {'Patient''} else
```

```
(if x = bankapp then {'Carer''}
else {}))
ex_creds' ex_locs
```

These adapted graphs are used to define a series of infrastructure states.

```
hc_scenario' ≡ Infrastructure
  ex_graph' local_policies
hc_scenario'' ≡ Infrastructure
  ex_graph'' local_policies
hc_scenario''' ≡ Infrastructure
  ex_graph''' local_policies
```

#### D. Attack Tree Analysis

Since we consider a predicate transformer semantics, we use sets of states to represent properties. For example, the attack property is given by the following set `shc`.

```
shc ≡ {x. ¬ (global_policy x ''Carer'')}
```

Similarly, we define a set of initial states and sets corresponding to various steps of the state transition.

```
Ihc ≡ {hc_scenario}
HCi ≡ {hc_scenario'}
HCii ≡ {hc_scenario''}
```

We first define the Kripke structure for the health case scenario representing the state graph of all infrastructure states reachable from the initial state.

```
hc_states ≡ { I. hc_scenario →n }
hc_Kripke ≡ Kripke hc_states {hc_scenario}
```

After this long sequence of definitions, the actual analysis of the Insider attack is comparatively short. The attack we are interested in is to see whether from the initial state `Ihc` the critical state `shc` can be reached, i.e., is there a valid attack  $(Ihc, shc)$ ?

```
⊢V  $\mathcal{N}_{(Ihc, shc)}$ 
```

Clearly, the states in `shc` cannot be reached with one step of the state transition from `Ihc`. So, we need to consider an attack tree refinement. Using the rules of refinement, we can show

$$\mathcal{N}_{(Ihc, shc)} \sqsubseteq [\mathcal{N}_{(Ihc, HCi)}, \mathcal{N}_{(HCi, HCii)}, \mathcal{N}_{(HCii, shc)}] \oplus_{\wedge}^{(Ihc, shc)}$$

And for this and-attack, we can derive that it is a valid attack using the attack tree proof calculus.

$$\vdash [\mathcal{N}_{(Ihc, HCi)}, \mathcal{N}_{(HCi, HCii)}, \mathcal{N}_{(HCii, shc)}] \oplus_{\wedge}^{(Ihc, shc)}$$

Now, applying our main theorem `AT_EF` to this, we immediately get that eventually the attack state can be reached in `hc_Kripke`.

```
hc_Kripke ⊢ EF shc
```

Using the refinement shown before, we can use it to first prove  $\vdash_V$  which then by application of the the corollary of the main theorem `ATV_EF` yields the same but from the abstract attack.

## VII. CONCLUSIONS

### A. Summary and Discussion

In this paper, we have presented a proof theory for attack trees in Isabelle’s Higher Order Logic (HOL). We have shown the incremental and generic structure of this framework, presented a correctness result showing that valid attacks correspond to  $\text{EF } s$  formulas expressing that there is a path to an attack state in  $s$ . The practical relevance of the presented framework has been illustrated on an insider attack in an IoT healthcare infrastructure.

The use of an expressive proof assistant like Isabelle comes at a cost: all proofs have to be done in interaction with the user. On the application side this seems to be much inferior to using fully automated techniques like SMT solvers or model checkers that have been employed heavily in security applications including attack tree analysis, for example [11]. However, and this is the advantage that we claim for our approach, none of these related works can claim the same level of consistency of the used concepts and formalisms. Since HOL is so expressive, we combine meta-theoretic reasoning with application level verification in one logical theory. Thereby, we can prove meta-theorems, like the presented correctness results, and simultaneously use the formalised concepts of attack trees and temporal logic on applications. This can be done in a nicely generic and structured way using type classes and instantiation in Isabelle. Powerful concepts like recursive function in HOL and simplification and other proof tactics in Isabelle furthermore facilitate the application.

### B. Related Work

There are excellent foundations available based on graph theory [12]. They provide a very good understanding of the formalism, various extensions (like attack-defense trees [13] and differentiations of the operators (like sequential conjunction (SAND) versus parallel conjunction [14]) and are amply documented in the literature. These theories for attack trees provide a thorough foundation for the formalism and its semantics. The main problem that adds complexity to the semantical models is the abstractness of the descriptions in the nodes. This leads to a variety of approaches to the semantics, e.g. propositional semantics, multiset semantics, and equational semantics for ADtrees [13]. The theoretical foundations allow comparison of different semantics, and provide a theoretical framework to develop evaluation algorithms for the quantification of attacks.

More practically oriented formalisations, e.g. [11], focus on an action based-approach where the attack goals are represented as labels of attack tree nodes which are actions that an attacker has to execute to arrive at the goal.

A notable exception, that uses like our approach a state based semantics for attack trees is the recent work [15]. However, this work is aiming at assisted generation of attack trees from system models. The tool ATSyRA supports this process. The paper [15] focuses on describing a precise semantics of attack tree in terms of transition systems using “under-match”,

“over-match”, and “match” to arrive at a notion of correctness. In comparison, we use additionally CTL logic to describe the correctness relation precisely. Also we use a fully formalised and proved Isabelle model.

Surprisingly, the use of an automated proof assistant, like Isabelle, has not been considered before despite its potential of providing a theory and analysis of attacks simultaneously. The essential attack tree mechanism of disjunction and conjunction in tree refinement is relatively simple. The complexity in the theories is caused by the attempt to incorporate semantics to the attack nodes and relate the trees to actual scenarios. This is why we consider the formalisation of a foundation of attack trees in the interactive prover Isabelle since it supports logical modeling and definitions of datatypes very akin to algebraic specification but directly supported by semi-automated analysis and proof tools.

The workshop paper [1] has inspired the present work but is vastly superseded by it. The novelties are:

- Attack trees have a formal state based semantics that is formalised in the framework.
- Based on the formal semantics correctness is proved.
- The Isabelle framework is generic using type classes, that is, works for any state model. Infrastructures for Insiders is now an instantiation.
- The semantics and correctness proof facilitate application verification.

### C. Outlook

The high level analysis of infrastructures including humans and high level policies specifying the (desired) behaviour of systems and humans alike is a great challenge to formal methods. The approach taken in the Isabelle insider framework and prolonged in the attack tree proof theory presented in this paper follows an approach akin to formal software engineering but integrating high level ideas from sociology and tapping into results from psychology [7]. We believe that the current presented attack tree proof calculus is an important step towards complementing this endeavour by providing a generic yet rigorous frame to allow the use of the established and easily understandable attack tree concept to be used within the wider framework. This is particularly relevant for transparency of security and privacy, one of the goals of the SUCCESS project [6] aiming at it and supporting this research.

Future challenges are to investigate the applicability to existing case studies like airplane insider attacks [9] or auction protocols [10]. The genericity of the attack tree formalisation presented here will also permit the extension of the CTL temporal logic to specialised modal logics like the actor logic ATL [16] or by adding probabilities. The extension by defences to attack-defence trees however we consider as an even greater challenge. While the existing theoretical works can take a somewhat more liberal approach on the state model, the rigorous approach in Isabelle requests more. In our Kripke state model, a defence to an attack would imply the change of the Kripke model. Since Kripke models are first class citizen of the logic, it is by no means impossible to integrate Kripke

model transformations into the framework to allow defences to detected attacks by model refinement. This can be considered as yet another avenue for future research.

#### REFERENCES

- [1] F. Kammüller, “A proof calculus for attack trees,” in *Data Privacy Management, DPM17, 12th Int. Workshop*, ser. LNCS, vol. 10436. Springer, 2017, co-located with ESORICS17.
- [2] Anonymous, “Isabelle formalisation of an insider threat framework with examples entitled independent, ambitious leader including attack trees and examples iot and airplane,” 2017, available from <https://www.dropbox.com/sh/rx8d09pf31cv8bd/AAALKtaP8HMX642fi04Og4NLa?dl=0>.
- [3] F. Kammüller, “Isabelle modelchecking for insider threats,” in *Data Privacy Management, DPM16, 11th Int. Workshop*, ser. LNCS, vol. 9963. Springer, 2016, co-located with ESORICS16.
- [4] B. Schneier, *Secrets and Lies: Digital Security in a Networked World*. John Wiley & Sons, 2004.
- [5] Anonymous, “Isabelle formalisation of attack tree proof calculus including iot healthcare insider attack application,” 2018, available at <https://github.com/flokam/IsabelleAT>.
- [6] CHIST-ERA, “Success: Secure accessibility for the internet of things,” 2016, <http://www.chistera.eu/projects/success>.
- [7] F. Kammüller and C. W. Probst, “Modeling and verification of insider threats using logical analysis,” *IEEE Systems Journal, Special issue on Insider Threats to Information Security, Digital Espionage, and Counter Intelligence*, vol. 11, no. 2, pp. 534–545, 2017. [Online]. Available: <http://dx.doi.org/10.1109/JSYST.2015.2453215>
- [8] C. G. Hempel and P. Oppenheim, “Studies in the logic of explanation,” *Philosophy of Science*, vol. 15, pp. 135–175, April 1948.
- [9] F. Kammüller and M. Kerber, “Investigating airplane safety and security against insider threats using logical modeling,” in *IEEE Security and Privacy Workshops, Workshop on Research in Insider Threats, WRIT’16*. IEEE, 2016.
- [10] F. Kammüller, M. Kerber, and C. Probst, “Towards formal analysis of insider threats for auctions,” in *8th ACM CCS International Workshop on Managing Insider Security Threats, MIST16*. ACM, 2016.
- [11] Z. Aslanyan, F. Nielson, and D. Parker, “Quantitative verification and synthesis of attack-defence scenarios,” in *29th IEEE Computer Security Foundations Symposium, CSF’16*, 2016.
- [12] B. Kordy, L. Piètre-Cambacédés, and P. Schweitzer, “Dag-based attack and defense modeling: Don’t miss the forest for the attack trees,” *Computer Science Review*, vol. 13–14, pp. 1–38, 2014.
- [13] B. Kordy, S. Mauw, S. Radomirovic, and P. Schweitzer, “Attack-defense trees,” *Journal of Logic and Computation*, vol. 24, no. 1, pp. 55–87, 2014.
- [14] R. Jhawar, B. Kordy, S. Mauw, S. Radomirovic, and R. Trujillo-Rasua, “Attack trees with sequential conjunction,” in *30th IFIP TC 11 International Conference on ICT Systems Security and Privacy Protection (IFIP SEC’15)*, ser. IFIP Advances in Information and Communication Technology, vol. 455. Springer, 2015, pp. 339–353.
- [15] M. Audinot, S. Pinchinat, and B. Kordy, “Is my attack tree correct?” in *22nd European Symposium on Research in Computer Security, ESORICS’2017*, ser. LNCS, vol. 10492. Springer, 2017, pp. 83–102.
- [16] R. Alur, T. A. Henzinger, and O. Kupfermann, “Alternating-time temporal logic,” *Journal of the ACM*, vol. 49, pp. 672–713, September 2002.