

# Hierarchical Species Sampling Models\*

Federico Bassetti<sup>a</sup>   Roberto Casarin<sup>b</sup>   Luca Rossini<sup>c</sup>

<sup>a</sup>Polytechnic University of Milan, Italy   <sup>b</sup>Ca' Foscari University of Venice, Italy

<sup>c</sup>Free University of Bozen-Bolzano, Italy

March 16, 2018

## Abstract

This paper introduces a general class of hierarchical nonparametric prior distributions. The random probability measures are constructed by a hierarchy of generalized species sampling processes with possibly non-diffuse base measures. The proposed framework provides a general probabilistic foundation for hierarchical random measures with either atomic or mixed base measures and allows for studying their properties, such as the distribution of the marginal and total number of clusters. We show that hierarchical species sampling models have a Chinese Restaurants Franchise representation and can be used as prior distributions to undertake Bayesian nonparametric inference. We provide a method to sample from the posterior distribution together with some numerical illustrations. Our class of priors includes some new hierarchical mixture priors such as the hierarchical Gnedin measures, and other well-known prior distributions such as the hierarchical Pitman-Yor and the hierarchical normalized random measures.

**Keywords:** Bayesian Nonparametrics; Generalized species sampling; Hierarchical random measures; Spike-and-Slab

## 1 Introduction

Cluster structures in multiple groups of observations can be modelled by means of *hierarchical random probability measures* or *hierarchical processes* that allow for heterogenous clustering effects across groups and for sharing clusters among the groups. As an effect of the heterogeneity, in these models the number of clusters in each group (marginal number of clusters) can differ, and due to cluster sharing, the number of clusters in the entire sample (total number of clusters) can be smaller than the sum of the marginal number of clusters. An important example of hierarchical random measure is the Hierarchical Dirichlet Process (HDP), introduced in the seminal paper of Teh et al. (2006). The HDP involves a simple Bayesian hierarchy where the common base measure for a set of Dirichlet processes is itself distributed according to a Dirichlet process. This means that the joint law of a vector of random probability measures  $(p_1, \dots, p_I)$  is

$$\begin{aligned} p_i | p_0 &\stackrel{iid}{\sim} DP(\theta_1, p_0), \quad i = 1, \dots, I, \\ p_0 | H_0 &\sim DP(\theta_0, H_0), \end{aligned} \tag{1}$$

---

\*We thank for their useful comments on a previous version Federico Camerlenghi and Antonio Lijoi and the participants of the Italian-French Statistics Workshop 2017, Venice.

where  $DP(\theta, p)$  denotes the Dirichlet process with base measure  $p$  and concentration parameter  $\theta \in \mathbb{R}$ . Once the joint law of  $(p_1, \dots, p_I)$  has been specified, observations  $[\xi_{i,j}]_{i=1, \dots, I; j \geq 1}$  are assumed to be conditionally independent given  $(p_1, \dots, p_I)$  with

$$\xi_{i,j} | (p_1, \dots, p_I) \stackrel{ind}{\sim} p_i, \quad i = 1, \dots, I \text{ and } j \geq 1.$$

If the observations take values in a Polish space, then this is equivalent to partial exchangeability of the array  $[\xi_{i,j}]_{i=1, \dots, I; j \geq 1}$  (de Finetti's representation Theorem). Hierarchical processes are widely used as prior distributions in Bayesian nonparametric inference (see Teh and Jordan (2010) and reference therein), by assuming  $\xi_{i,j}$  are hidden variables describing the clustering structures of the data and the observations in the  $i$ -th group,  $Y_{i,j}$ , are conditionally independent given  $\xi_{i,j}$  with

$$Y_{i,j} | \xi_{i,j} \stackrel{ind}{\sim} f(\cdot | \xi_{i,j}),$$

where  $f$  is a suitable kernel density.

In this paper we provide a new class of hierarchical random probability measures constructed by a hierarchy of generalized species sampling sequences, and call them Hierarchical Species Sampling Models (HSSM). A species sampling sequence is an exchangeable sequence whose directing measure is a discrete random probability

$$p = \sum_{j \geq 1} \delta_{Z_j} q_j, \quad (2)$$

where  $(Z_j)_{j \geq 1}$  and  $(q_j)_{j \geq 1}$  are stochastically independent,  $Z_j$  are i.i.d. with common distribution  $H_0$  and the non-negative weights  $q_j \geq 0$  sum to one almost surely. By Kingman's theory on exchangeable partitions, any random sequence of positive weights such that  $\sum_{j \geq 1} q_j \leq 1$  can be associated to an exchangeable random partition of integers  $(\Pi_n)_{n \geq 1}$ . Moreover, the law of an exchangeable random partition  $(\Pi_n)_{n \geq 1}$  is completely described by the so-called exchangeable probability partition function (EPPF). Hence, the law of the above defined random probability measure  $p$ , turns out to be parametrized by an EPPF  $\mathbf{q}$  and by a base measure  $H_0$ , which is diffuse in species sampling sequences, and possibly non-diffuse in our generalized species sampling construction.

A vector of random measures in the HSSM class can be described as follows. Denote by  $SSrp(\mathbf{q}, H_0)$  the law of the random probability measure  $p$  defined in (2) and let  $(p_0, p_1, \dots, p_I)$  be a vector of random probability measures such that

$$\begin{aligned} p_i | p_0 &\stackrel{iid}{\sim} SSrp(\mathbf{q}, p_0), & i = 1, \dots, I, \\ p_0 &\sim SSrp(\mathbf{q}_0, H_0), \end{aligned} \quad (3)$$

where  $H_0$  is a base measure and  $\mathbf{q}_0$  and  $\mathbf{q}$  are two EPPFs. A HSSM is an array of observations  $[\xi_{i,j}]_{i=1, \dots, I; j \geq 1}$  conditionally independent given  $(p_1, \dots, p_I)$  with  $\xi_{i,j} | (p_1, \dots, p_I) \stackrel{ind}{\sim} p_i$ ,  $i = 1, \dots, I$  and  $j \geq 1$ .

The proposed framework is general enough to provide a probabilistic foundation of both existing and novel hierarchical random measures, also allowing for non diffuse base measures. Our HSSM class includes the HDP, its generalization given by the Hierarchical Pitman–Yor process (HPYP), see Teh (2006); Du et al. (2010); Lim et al. (2016) and the hierarchical normalized random measures with independent increments (HNRMI), recently studied in Camerlenghi et al. (2018). Among the novel measures, we study the hierarchical generalization of the Gnedin process (Gnedin (2010)) and of finite mixtures (e.g., Miller and Harrison (2017)) and the asymmetric hierarchical constructions with  $p_0$  and  $p_i$  of different type (Du et al. (2010); Buntine and Mishra (2014)). Also, we consider new HSSM with non-diffuse base measure in the spike-and-slab class of

prior introduced by George and McCulloch (1993) and now widely studied in Bayesian parametric (e.g., Castillo et al. (2015), Rockova and George (2017) and Rockova (2018)) and nonparametric (e.g., Canale et al. (2017)) inference. Finally, note that non-diffuse base measures are also used in other random measures models (e.g., see Prunster and Ruggiero (2013)), although these models are not in our class, the hierarchical species sampling specification can be used to generalize them.

By exploiting the properties of hierarchical species sampling sequences, we are able to provide the finite sample distribution of the number of clusters for each group of observations and the total number of clusters. Moreover, we provide some new asymptotic results when the number of observations goes to infinity, thus extending the asymptotic approximations for species sampling given in Pitman (2006)) and for hierarchical normalized random measures given in Camerlenghi et al. (2018).

We show that the measures in the proposed class have a Chinese Restaurant Franchise representation, that is appealing for the applications to Bayesian nonparametrics, since it sheds light on the clustering mechanism of the processes and suggests a simple sampling algorithm for posterior computations whenever the EPPFs  $\mathbf{q}_0$  and  $\mathbf{q}$  are known explicitly. In the Chinese Restaurant Franchise metaphor, observations are attributed to “customers”, identified by the indexes  $(i, j)$ ,  $i = 1, \dots, I$  denote the restaurants (groups) and the customers are clustered according to “tables”. Hence, the first step of the clustering process (from now on, bottom level) is the *restaurant-specific sitting plan*. Tables are then clustered, in an higher level of the hierarchy (top level), by means of “dishes” served to the tables. In a nutshell, observations driven by HSSM can be described as follows:

$$\xi_{i,j} = \phi_{d_{i,c_{i,j}}}, \quad \phi_n \stackrel{iid}{\sim} H_0, \quad [d_{i,c}, c_{i,j}] \sim Q, \quad (4)$$

where  $c_{i,j}$  is the (random) table at which the  $j$ -th “customer” of “restaurant”  $i$  sits,  $d_{i,c}$  is the (random) index of the “dish” served at table  $c$  in restaurant  $i$  and the  $\phi_n$  are the “dishes” drawn from the base probability measure  $H_0$ . The distribution of the observation process is completely described once the law  $Q$  of the process  $[d_{i,c}, c_{i,j}]_{i,j}$  is specified. We will see that the process  $[d_{i,c}, c_{i,j}]_{i,j}$  plays a role similar to the one of the random partition associated with exchangeable species sampling sequences.

The paper is organized as follows. Section 2 reviews exchangeable random partitions, generalized species sampling sequences and species sampling random probability measures. Some examples are discussed and new results obtained under the assumption of non-diffuse base measure. Section 3 introduces hierarchical species sampling models, presents some special cases and shows some properties such as the Chinese restaurant franchise representation, which are useful for applications to Bayesian nonparametric inference. Section 4 provides the finite-sample and the asymptotic distribution of the marginal and total number of clusters under both assumptions of diffuse and non-diffuse base measure. A Gibbs sampler for hierarchical species sampling mixtures is established in Section 5. Section 6 presents some simulation studies and a real data application.

## 2 Background material

Exchangeable random partitions provide an important probabilistic tool for a wide range of theoretical and applied problems. They have been used in various fields such as population genetics Ewens (1972); Kingman (1980); Donnelly (1986); Hoppe (1984), combinatorics, algebra and number theory Donnelly and Grimmett (1993); Diaconis and Ram (2012); Arratia et al. (2003), machine learning Teh (2006); Wood et al. (2009), psychology Navarro et al. (2006), and model-based clustering Lau and Green (2007); Müller and Quintana (2010). In Bayesian nonparametrics they are used to describe the latent clustering structure of infinite mixture models, see e.g.

Hjort et al. (2010) and the references therein. For a comprehensive review on exchangeable random partitions from a probabilistic perspective see Pitman (2006).

Our HSSM build on exchangeable random partitions and related processes, such as species sampling sequences and species sampling random probability measures. We present their definitions and some properties which will be used in this paper.

## 2.1 Exchangeable partitions

A (set) partition  $\pi_n$  of  $[n] := \{1, \dots, n\}$  is an unordered collection  $(\pi_{1,n}, \dots, \pi_{k,n})$  of disjoint non-empty subsets (blocks) of  $\{1, \dots, n\}$  such that  $\cup_{j=1}^k \pi_{j,n} = [n]$ . A partition  $\pi_n = [\pi_{1,n}, \pi_{2,n}, \dots, \pi_{k,n}]$  has  $|\pi_n| := k$  blocks (with  $1 \leq |\pi_n| \leq n$ ) and we denote by  $|\pi_{c,n}|$ , the number of elements of the block  $c = 1, \dots, k$ . We denote by  $\mathcal{P}_n$  the collection of all partitions of  $[n]$  and, given a partition, we list its blocks in ascending order of their smallest element. In other words, a partition  $\pi_n \in \mathcal{P}_n$  is coded with elements *in order of appearance*.

A sequence of random partitions,  $\Pi = (\Pi_n)_n$ , is called *random partition of  $\mathbb{N}$*  if for each  $n$  the random variable  $\Pi_n$  takes values in  $\mathcal{P}_n$  and, for  $m < n$ , the restriction of  $\Pi_n$  to  $\mathcal{P}_m$  is  $\Pi_m$  (*consistency property*). A random partition of  $\mathbb{N}$  is said to be *exchangeable* if for every  $n$  the distribution of  $\Pi_n$  is invariant under the action of all permutations (acting on  $\Pi_n$  in the natural way).

Exchangeable random partitions are characterized by the fact that their distribution depends on  $\Pi_n$  only through its block sizes. In point of fact, a random partition on  $\mathbb{N}$  is exchangeable if and only if its distribution can be expressed by an *exchangeable partition probability function* (EPPF). An EPPF is a family<sup>1</sup> of symmetric functions  $\mathbf{q}$  defined on the integers  $(n_1, \dots, n_k)$ , with  $\sum_{i=1}^k n_i = n$ , that satisfy the additions rule

$$\mathbf{q}(n_1, \dots, n_k) = \sum_{j=1}^k \mathbf{q}(n_1, \dots, n_j + 1, \dots, n_k) + \mathbf{q}(n_1, \dots, n_k, 1),$$

(see Pitman (2006)). In particular, if  $(\Pi_n)_n$  is an exchangeable random partition of  $\mathbb{N}$ , there exists an EPPF such that for every  $n$  and  $\pi_n \in \mathcal{P}_n$

$$\mathbb{P}\{\Pi_n = \pi_n\} = \mathbf{q}(|\pi_{1,n}|, \dots, |\pi_{k,n}|) \tag{5}$$

where  $k = |\pi_n|$ . In other words,  $\mathbf{q}(n_1, \dots, n_k)$  corresponds to the probability that  $\Pi_n$  is equal to any particular partition of  $[n]$  having  $k$  distinct blocks with frequencies  $(n_1, \dots, n_k)$ .

Given an EPPF  $\mathbf{q}$ , one deduces the corresponding sequence of predictive distributions. Starting with  $\Pi_1 = \{1\}$ , given  $\Pi_n = \pi_n$  (with  $|\pi_n| = k$ ), the conditional probability of adding a new block (containing  $n + 1$ ) to  $\Pi_n$  is

$$\nu_n(|\pi_{1,n}|, \dots, |\pi_{k,n}|) := \frac{\mathbf{q}(|\pi_{1,n}|, \dots, |\pi_{k,n}|, 1)}{\mathbf{q}(|\pi_{1,n}|, \dots, |\pi_{k,n}|)}; \tag{6}$$

while the conditional probability of adding  $n + 1$  to the  $c$ -th block of  $\Pi_n$  (for  $c = 1, \dots, k$ ) is

$$\omega_{n,c}(|\pi_{1,n}|, \dots, |\pi_{k,n}|) := \frac{\mathbf{q}(|\pi_{1,n}|, \dots, |\pi_{c,n}| + 1, \dots, |\pi_{k,n}|)}{\mathbf{q}(|\pi_{1,n}|, \dots, |\pi_{k,n}|)}. \tag{7}$$

---

<sup>1</sup> An EPPF can be seen as a family of symmetric functions  $\mathbf{q}_k^n(\cdot)$  defined on  $\mathcal{C}_{n,k} = \{(n_1, \dots, n_k) \in \mathbb{N}^k : \sum_{i=1}^k n_i = n\}$ . To lighten the notation we simply write  $\mathbf{q}$  in place of  $\mathbf{q}_k^n$ . Alternatively, one can think that  $\mathbf{q}$  is a function on  $\cup_{n \in \mathbb{N}} \cup_{k=1}^n \mathcal{C}_{n,k}$ .

An important class of exchangeable random partitions is the Gibbs-type partitions, introduced in Gnedin and Pitman (2005) and characterized by an EPPF with a product form, that is

$$\mathfrak{q}(n_1, \dots, n_k) := V_{n,k} \prod_{c=1}^k (1 - \sigma)_{n_c - 1},$$

where  $(x)_n = x(x+1)\dots(x+n-1)$  is the rising factorial (or Pochhammer polynomial),  $\sigma < 1$  and  $V_{n,k}$  are positive real numbers such that  $V_{1,1} = 1$  and

$$(n - \sigma k)V_{n+1,k} + V_{n+1,k+1} = V_{n,k} \quad (8)$$

for every  $n \geq 1$  and  $1 \leq k \leq n$ . Hereafter, we report some important examples of Gibbs-type random partitions.

**Example 1** (Pitman-Yor two-parameter distribution). *A noteworthy example of Gibbs-type EPPF is the so-called Pitman-Yor two-parameters family,  $PY(\sigma, \theta)$ . It is defined by*

$$\mathfrak{q}(n_1, \dots, n_k) := \frac{\prod_{i=1}^{k-1} (\theta + i\sigma)}{(\theta + 1)_{n-1}} \prod_{c=1}^k (1 - \sigma)_{n_c - 1},$$

where  $0 \leq \sigma < 1$  and  $\theta > -\sigma$ ; or  $\sigma < 0$  and  $\theta = |\sigma|m$  for some integer  $m$ , see Pitman (1995); Pitman and Yor (1997). This leads to the following predictive rules

$$\nu_n(|\pi_{1,n}|, \dots, |\pi_{k,n}|) = \frac{\theta + \sigma k}{\theta + n} \quad \text{and} \quad \omega_{n,c}(|\pi_{1,n}|, \dots, |\pi_{k,n}|) = \frac{|\pi_{c,n}| - \sigma}{\theta + n}.$$

The Pitman-Yor two-parameters family generalizes the Ewens distribution Ewens (1972), which is obtained for  $\sigma = 0$

$$\mathfrak{q}(n_1, \dots, n_k) := \frac{\theta^k}{(\theta)_n} \prod_{i=1}^k (n_i - 1)!$$

If  $\sigma < 0$  and  $\theta = |\sigma|m$ , then  $V_{n,k} = 0$  for  $k > \min\{n, m\}$ , which means that the maximum number of blocks in a random partition of length  $n$  is  $\min\{n, m\}$  with probability one. It is possible to show that these random partitions can be obtained by sampling  $n$  individuals from a population composed by  $m$  different species with proportions distributed according to a symmetric Dirichlet distribution of parameter  $|\sigma|$ , see Gnedin and Pitman (2005).

**Example 2** (Partitions induced by Mixtures of Finite Mixtures). *In Gnedin and Pitman (2005), it has been proved that any Gibbs-type EPPF with  $\sigma < 0$  is a mixture of  $PY(\sigma, m|\sigma|)$  partitions with respect to  $m$ , with mixing probability measure  $\rho = (\rho_m)_{m \geq 1}$  on the positive integers. In this case  $\mathfrak{q}(n_1, \dots, n_k) := V_{n,k} \prod_{i=1}^k (1 - \sigma)_{n_i - 1}$ , where  $\sigma < 0$  and*

$$V_{n,k} = |\sigma|^{k-1} \sum_{m \geq k} \frac{\Gamma(m)\Gamma(|\sigma|m + 1)}{\Gamma(m - k + 1)\Gamma(|\sigma|m + n)} \rho_m. \quad (9)$$

These Gibbs type EPPFs can also be obtained by considering the random partitions induced by the so-called Mixture of Finite Mixtures (MFM), see Miller and Harrison (2017). When  $|\sigma| = 1$ , Gnedin (2010) shows a distribution on  $m$  for which  $V_{n,k}$  has closed-form and this special case will be described in the following example.

**Example 3** (Gnedin model). *Gnedin (2010) introduced a sequence of exchangeable partitions with explicit predictive weights*

$$\omega_{n,c}(|\pi_{1,n}|, \dots, |\pi_{k,n}|) = \frac{(|\pi_c| + 1)(n - k + \gamma)}{n^2 + \gamma n + \zeta}, \quad (10)$$

$$\nu_n(|\pi_{1,n}|, \dots, |\pi_{k,n}|) = \frac{k^2 - \gamma k + \zeta}{n^2 + \gamma n + \zeta}, \quad (11)$$

where the parameter  $(\gamma, \zeta)$  must be chosen such that  $\gamma \geq 0$  and  $k^2 - \gamma k + \zeta$  is (i) either (strictly) positive for all  $k \in \mathbb{N}$  or (ii) positive for  $k \in \{1, \dots, k_0 - 1\}$  and has a root at  $k_0$ . In point of fact, the Gnedin model, denoted with  $GN(\gamma, \zeta)$ , can be deduced as special case of Gibbs-type EPPF with negative  $\sigma = -1$  described in the previous example. As shown in Theorem 1 by Gnedin (2010), these random partitions have representation (9) with

$$\rho_m = \frac{\Gamma(z_1 + 1)\Gamma(z_2 + 1) \prod_{l=1}^{m-1} (l^2 - \gamma l + \zeta)}{\Gamma(\gamma) m!(m-1)!}, \quad (12)$$

where  $z_1, z_2$  are complex root for the equation  $(x^2 + \gamma x + \zeta) = (x + z_1)(x + z_2)$ , that is  $z_{1,2} = (\gamma \pm \sqrt{\gamma^2 - 4\zeta})/2$ . See also Cerquetti (2013).

**Example 4** (Poisson-Kingman partitions). *Using the ranked random discrete distribution derived from an inhomogeneous Poisson point process, Pitman (2003) introduced a very broad class of EPPF, the so-called Poisson-Kingman exchangeable partition probability functions,*

$$\mathbf{q}(n_1, \dots, n_k) = \frac{\theta^k}{\Gamma(n)} \int_{\mathbb{R}^+} \lambda^{n-1} L(\lambda) \prod_{j=1}^k \int_{\mathbb{R}^+} y^{n_j} e^{-\lambda y} \eta(y) dy d\lambda, \quad (13)$$

with Lévy density  $\theta\eta$ , where  $\theta > 0$  and  $\eta$  is a measure on  $\mathbb{R}^+$  (absolutely continuous with respect to the Lebesgue measure) such that

$$\int_{\mathbb{R}^+} (1 - e^{-\lambda y}) \eta(y) dy < +\infty, \quad \text{for all } \lambda > 0 \quad \text{and} \quad \eta(\mathbb{R}^+) = +\infty, \quad (14)$$

and  $L(\lambda) = \exp\{-\theta \int_{\mathbb{R}^+} (1 - e^{-\lambda v}) \eta(v) dv\}$ . This EPPF is related to normalized homogeneous completely random measures of James et al. (2009) (see Example 7 and Appendix A for details).

## 2.2 Species Sampling Models

Kingman's theory of random partitions sets up a one-one correspondence (Kingman's correspondence) between EPPFs and distributions for decreasing sequences of random variables  $(\tilde{q}_k^\downarrow)_k$  with  $\tilde{q}_i^\downarrow \geq 0$  and  $\sum_i \tilde{q}_i^\downarrow \leq 1$  a.s., by using the notion of random partition induced by a sequence of random variables.

A sequence of random variables  $(\xi_n)_n$  induces a random partition on  $\mathbb{N}$  by equivalence classes  $i \sim j$  if and only if  $\xi_i = \xi_j$ . Note that if  $(\xi_n)_n$  is exchangeable then the induced random partition is also exchangeable.

Kingman's correspondence theorem states that for any exchangeable random partition  $\Pi$  with EPPF  $\mathbf{q}$ , it exists a random decreasing sequence  $\tilde{q}_1^\downarrow \geq \tilde{q}_2^\downarrow \geq \dots$  with  $\tilde{q}_i^\downarrow \geq 0$  and  $\sum_i \tilde{q}_i^\downarrow \leq 1$ , such that if  $I_1, \dots, I_n, \dots$  are conditionally independent allocation variables with

$$\mathbb{P}\{I_i = j | (\tilde{q}_k^\downarrow)_k\} = \begin{cases} \tilde{q}_j^\downarrow & j \geq 1, \\ 1 - \sum_k \tilde{q}_k^\downarrow & j = -i, \\ 0 & \text{otherwise} \end{cases} \quad (15)$$

the partition induced by  $(I_n)_n$  has the same law of  $\Pi$ . See Kingman (1978) and Aldous (1985). When  $(\tilde{q}_j^\downarrow)_j$  is such that  $\sum_i \tilde{q}_i^\downarrow = 1$  a.s., Kingman's correspondence can be made more explicit by the following result: let  $\mathbf{q}$  be the EPPF of a random partition  $\Pi$  built following the above construction and let  $(\tilde{q}_j)_j$  be any (possibly random) permutation of  $(\tilde{q}_j^\downarrow)_j$ , then

$$\mathbf{q}(n_1, \dots, n_k) = \sum_{j_1, \dots, j_k} \mathbb{E} \left[ \prod_{i=1}^k \tilde{q}_{j_i}^{n_i} \right], \quad (16)$$

where  $j_1, \dots, j_k$  ranges over all ordered  $k$ -tuples of distinct positive integers, see equation (2.14) in Pitman (2006).

We call *Species Sampling random probability* of parameter  $\mathbf{q}$  and  $H$ ,  $p \sim SSrp(\mathbf{q}, H)$ , a random distribution  $p = \sum_{j \geq 1} \delta_{Z_j} \tilde{q}_j$ , where  $(Z_j)_j$  are i.i.d. with common distribution  $H$  (not necessarily diffuse) and the EPPF defined by  $(\tilde{q}_j)_j$  via (16) is  $\mathbf{q}$ . Such random probability measures are sometimes called *species sampling models*.

Given an EPPF  $\mathbf{q}$  and a diffuse probability measure  $H$  (i.e.,  $H(\{x\}) = 0$  for every  $x$ ) on a Polish space  $\mathbb{X}$ , an exchangeable sequence  $(\xi_n)_n$  taking values on  $\mathbb{X}$  is a *Species Sampling Sequence*,  $SSS(\mathbf{q}, H)$ , if the law of  $(\xi_n)_n$  is characterized by the predictive system:

i)  $\mathbb{P}\{\xi_1 \in dx\} = H(dx)$ ;

ii) the conditional distribution of  $\xi_{n+1}$  given  $(\xi_1, \dots, \xi_n)$  is

$$\mathbb{P}\{\xi_{n+1} \in dx | \xi_1, \dots, \xi_n\} = \sum_{c=1}^k \omega_{n,c} \delta_{\xi_c^*}(dx) + \nu_n H(dx), \quad (17)$$

where  $(\xi_1^*, \dots, \xi_k^*)$  is the vector of distinct observations in order of appearance,  $\omega_{n,c} = \omega_{n,c}(|\Pi_{1,n}|, \dots, |\Pi_{k,n}|)$ ,  $\nu_n = \nu_n(|\Pi_{1,n}|, \dots, |\Pi_{k,n}|)$ ,  $k = |\Pi_n|$ ,  $\Pi_n$  is the random partition induced by  $(\xi_1, \dots, \xi_n)$  and  $\omega_{n,c}$  and  $\nu_n$  are related with the  $\mathbf{q}$  by (6)-(7).

See Pitman (1996).

In point of fact, as shown in Proposition 11 of Pitman (1996),  $(\xi_n)_n$  is a  $SSS(\mathbf{q}, H)$  if and only if the  $\xi_n$  are conditionally i.i.d. given  $p$ , with common distribution

$$p = \sum_{j \geq 1} \delta_{Z_j} \tilde{q}_j + \left( 1 - \sum_{j \geq 1} \tilde{q}_j \right) H, \quad (18)$$

where  $\sum_j \tilde{q}_j \leq 1$  a.s.,  $(Z_j)_j$  and  $(\tilde{q}_j)_j$  are stochastically independent and  $(Z_j)_j$  are i.i.d. with common diffuse distribution  $H$ . The random probability measure  $p$  in (18) is said to be proper if  $\sum_j \tilde{q}_j = 1$  a.s. In this case,  $p$  is a  $SSrp$  and the EPPF of the exchangeable partition  $(\Pi_n)_n$  induced by  $(\xi_n)_n$  is  $\mathbf{q}$ , where  $\mathbf{q}$  and  $(\tilde{q}_j)_j$  are related by (16). For more details see Pitman (1996).

The name species sampling sequences is due to the following interpretation: think to  $(\xi_n)_n$  as an infinite population of individuals belonging to possibly infinite different species. The number of partition blocks  $|\Pi_n|$  takes on the interpretation of the number of distinct species in the sample  $(\xi_1, \dots, \xi_n)$ , the  $\xi_c^*$  are the observed distinct species types and the  $|\Pi_{c,n}|$  are the corresponding species frequencies. In this species metaphor,  $\nu_n$  is the probability of observing a new species at the  $(n+1)$ -th sample, while  $\omega_{n,c}$  is the probability of observing an already sampled species of type  $\xi_c^*$ .

### 2.3 Generalized species sampling sequences

Usually a species sampling sequence  $(\xi_n)_n$  is defined by the predictive system (17) assuming that the measure  $H$  is diffuse (i.e. non-atomic). While this assumption is essential for the results recalled

above to be valid, an exchangeable sequence can be defined by sampling from a  $SSrp(\mathbf{q}, H)$  for any measure  $H$ . More precisely, we say that a sequence  $(\xi_n)_n$  is a *generalized species sampling sequence*,  $gSSS(\mathbf{q}, H)$ , if the variables  $\xi_n$  are conditionally i.i.d. (given  $p$ ) with law  $p \sim SSrp(\mathbf{q}, H)$  or equivalently if the directing measure of  $(\xi_n)_n$  is  $p$ . From the previous discussion, it should be clear that if  $(\xi_n)_n$  is a  $gSSS(\mathbf{q}, H)$  with  $H$  diffuse, then it is a  $SSS(\mathbf{q}, H)$ , see Proposition 13 in Pitman (1996). When  $H$  is not diffuse, the relationship between the random partition induced by the sequence  $(\xi_n)_n$  and the EPPF  $\mathbf{q}$  is not as simple as in the non-atomic case. Understanding this relation and the partition structure of the  $gSSS$  is of paramount importance in order to define and study hierarchical models of type (3), since the random measure  $p_0$  in the hierarchical specification (3) is almost surely discrete (i.e. atomic). Moreover, properties of these sequences are also relevant for studying non-parametric prior distributions with mixed base measure, such as the Pitman-Yor process with spike-and-slab base measure introduced in Canale et al. (2017).

Given a random partition  $\Pi$ , let  $\mathcal{C}_j(\Pi)$  be the random index of the block containing  $j$ , that is

$$\mathcal{C}_j(\Pi) = c \quad \text{if } j \in \Pi_{c,j} \quad (19)$$

or equivalently if  $j \in \Pi_{c,n}$  for some (and hence all)  $n \geq j$ . In the rest of the paper, if  $\pi_n = [\pi_{1,n}, \dots, \pi_{k,n}]$  is a partition of  $[n]$  and  $\mathbf{q}$  is any EPPF, we will write  $\mathbf{q}(\pi_n)$  in place of  $\mathbf{q}(|\pi_{1,n}|, \dots, |\pi_{k,n}|)$ .

**Proposition 1.** *Let  $p \sim SSrp(\mathbf{q}, H)$ , with  $p$  proper and  $H$  not necessarily diffuse. Let  $(I_n)_n$  be the allocation sequence defined in (15) by taking the weights of  $p$  in decreasing order. Assume that  $(I_n)_n$  and  $(Z_j)_j$  (in the definition of  $p$ ) are independent. Finally, let  $\Pi$  be a random partition, with EPPF equal to  $\mathbf{q}$ , also independent of  $(Z_j)_j$ . We define, for every  $n \geq 1$ ,*

$$\xi_n := Z_{I_n} \quad \text{and} \quad \xi'_n := Z_{\mathcal{C}_n(\Pi)}.$$

Then:

- (i) the sequence  $(\xi_n)_n$  is a  $gSSS(\mathbf{q}, H)$ ;
- (ii) the sequences  $(\xi_n)_n$  and  $(\xi'_n)_n$  have the same law;
- (iii) for any  $A_1, \dots, A_n$  in the Borel  $\sigma$ -field of  $\mathbb{X}$

$$\mathbb{P}\{\xi_1 \in A_1, \dots, \xi_n \in A_n\} = \sum_{\pi_n \in \mathcal{P}_n} \mathbf{q}(\pi_n) \prod_{c=1}^{|\pi_n|} H(\cap_{j \in \pi_{c,n}} A_j),$$

**Remark 1.** *If  $(\xi_n)_n$  is a  $gSSS(\mathbf{q}, H)$  and  $H$  is not diffuse, then  $\mathbf{q}$  is not necessarily the EPPF induced by  $(\xi_n)_n$ . To see this, take  $\mathbb{X} = \{0, 1\}$ ,  $H\{0\} = p$  and  $H\{1\} = 1 - p$ . Let  $\tilde{\Pi}$  be the random partition induced by  $(\xi_n)_n$  and  $\Pi$  a random partition with EPPF  $\mathbf{q}$ . Using Proposition 1, one gets  $\mathbb{P}\{\tilde{\Pi}_2 = [(1, 2)]\} = \mathbb{P}\{\xi_1 = \xi_2\} = \mathbb{P}\{\xi'_1 = \xi'_2\} = \mathbb{P}\{\Pi_2 = [(1, 2)]\} + \mathbb{P}\{\Pi_2 = [(1), (2)]\} \mathbb{P}\{Z_1 = Z_2\} = \mathbb{P}\{\Pi_2 = [(1, 2)]\} + \mathbb{P}\{\Pi_2 = [(1), (2)]\} [p^2 + (1 - p)^2] \neq \mathbb{P}\{\Pi_2 = [(1, 2)]\}$ , if  $\mathbb{P}\{\Pi_2 = [(1), (2)]\} > 0$ , which shows that the EPPF of  $\tilde{\Pi}$  is not  $\mathbf{q}$ .*

When the base measure is not diffuse, the representation in Proposition 1 can be used to derive the EPPF of the partition induced by any  $gSSS(\mathbf{q}, H)$ . Since this property is not used in the rest of the paper we leave it for further research. Here we focus on the distribution of the number of distinct observations in  $\xi_1, \dots, \xi_n$ , i.e.  $|\tilde{\Pi}_n|$ , for any base measure  $H$ . We specialize the result for the spike-and-slab type of base measures, which have been used by Suarez and Ghosal (2016) in DP and by Canale et al. (2017) in PY processes.

**Corollary 1.** *Let the assumptions of Proposition 1 hold.*



(i) If  $H^*(d|k)$  (for  $1 \leq d \leq k$ ) is the probability of observing exactly  $d$  distinct values in the vector  $(Z_1, \dots, Z_k)$  and let  $\tilde{\Pi}$  be the random partition induced by  $(\xi_n)_n$  then,

$$\mathbb{P}\{|\tilde{\Pi}_n| = d\} = \sum_{k=d}^n H^*(d|k) \mathbb{P}\{|\Pi_n| = k\}.$$

(ii) If the base measure is in the spike-and-slab class, i.e.  $H(dx) = a\delta_{x_0}(dx) + (1-a)\tilde{H}(dx)$  where  $a \in (0, 1)$ ,  $x_0$  is a point of  $\mathbb{X}$  and  $\tilde{H}$  is a diffuse measure on  $\mathbb{X}$ , then

$$\mathbb{P}\{|\tilde{\Pi}_n| = d\} = (1-a)^d \mathbb{P}\{|\Pi_n| = d\} + \sum_{k=d}^n \binom{k}{d-1} a^{k+1-d} (1-a)^{d-1} \mathbb{P}\{|\Pi_n| = k\}.$$

**Corollary 2.** Under the assumptions of Proposition 1, for every  $n \geq 1$  and  $c = 1, \dots, |\Pi_n|$  one has  $Z_c = \xi'_{R(n,c)}$  with  $R(n, c) = \min\{j : j \in \Pi_{c,n}\}$  and

$$\mathbb{P}\{\xi'_{n+1} \in dx | \xi'_1, \dots, \xi'_n, \Pi_n\} = \sum_{c=1}^{|\Pi_n|} \omega_{n,c}(\Pi_n) \delta_{Z_c}(dx) + \nu_n(\Pi_n) H(dx) \quad (20)$$

where  $\omega_{n,c}$  and  $\nu_n$  are related to  $\mathbf{q}$  by (6)-(7),

**Remark 2.** Equation (20) in Corollary 2 differs substantially from the predictive system in (17) due to the conditioning on the latent partition  $\Pi_n$ . Nevertheless, if  $H$  is diffuse then  $\Pi_n = \tilde{\Pi}_n$  a.s., conditioning on  $(\xi_1, \dots, \xi_n, \Pi_n)$  is the same as conditioning on  $(\xi_1, \dots, \xi_n)$  and  $Z_c$  is equal to the  $c$ -th distinct observation in order of appearance. Hence, in this case, (20) reduces to (17).

Hereafter, we discuss some examples of  $SSrp$  and  $gSSS$  which will be used in our hierarchical constructions.

**Example 5** (Pitman-Yor and Dirichlet processes). If  $\mathbf{q}$  is the two-parameter Pitman-Yor distribution  $PY(\sigma, \theta)$  and  $p \sim SSrp(\mathbf{q}, H)$ , then  $p$  is a Pitman-Yor process (PYP), denoted with  $p \sim PYP(\sigma, \theta, H)$  where  $\sigma$  and  $\theta$  are the discount and concentration parameters, respectively, and  $H$  is the base measure (see Pitman (1996)). To see this equivalence, recall the description of the PYP in terms of its stick-breaking construction

$$p = \sum_{k \geq 1} q_k \delta_{Z_k}, \quad (21)$$

where  $(Z_k)_k$  is an i.i.d. sequence of random variables with law  $H$  and  $q_k = V_k \prod_{l=1}^{k-1} (1 - V_l)$ , with  $V_k$  independent  $Beta(1 - \sigma, \theta + k\sigma)$  random variables. From (21), it is clear that a PYP is a  $SSrp$ . Moreover, it is well-known that the EPPF associated to the weights defined above is the Pitman-Yor EPPF of Example 1 (see Pitman (1995, 1996); Pitman and Yor (1997)). As a special case, if  $\mathbf{q}$  is the Ewens distribution,  $PY(0, \theta)$ , and  $p \sim SSrp(\mathbf{q}, H)$ , then  $p$  is a Dirichlet process (DP) denoted with  $DP(\sigma, H)$ . Note that this is true even if  $H$  have atoms.

**Example 6** (Mixture of finite mixture processes). If  $\mathbf{q}$  is the distribution described in Example 2 and  $p \sim SSrp(\mathbf{q}, H)$ , then  $p$  is a mixture of finite mixture process denoted with  $MFMP(\sigma, \rho, H)$  and  $p$  can be written as

$$p = \sum_{k=1}^K q_k \delta_{Z_k}, \quad (22)$$

where  $K \sim \rho$ ,  $\rho = (\rho_m)_{m \geq 1}$  is a p.m. on  $\{1, 2, \dots\}$ ,  $(Z_k)_{k \geq 1} \stackrel{i.i.d.}{\sim} H$ , and

$$(q_1, \dots, q_K) \mid K \sim \text{Dirichlet}_K(\sigma, \dots, \sigma), \quad (23)$$

see Miller and Harrison (2017). For  $|\sigma| = 1$  and  $\rho$  given by (12), an analytical expression for  $\mathbf{q}$  is available (see Example 3) and the process  $p$  is called Gnedin process (GP) denoted with  $GP(\gamma, \zeta, H)$ .

**Example 7** (Normalized completely random measures). Assume  $\theta > 0$  and let  $\eta$  be a measure satisfying (14),  $\mathbf{q}$  a Poisson-Kingman EPPF defined in (13) and  $H$  a probability measure (possibly not diffuse) on  $\mathbb{X}$ . If  $p \sim SSrp(\mathbf{q}, H)$ , then  $p$  is a normalized homogeneous completely random measure,  $NRMI(\theta, \eta, H)$ , of parameters  $(\theta, \eta, H)$ . See Appendix A for the definition. The sequence  $(\xi_n)_n$  obtained by sampling from  $p$ , i.e. a  $gSSS(\mathbf{q}, H)$ , is a sequence from a  $NRMI(\theta, \eta, H)$ . All these facts are well known when  $H$  is a non-atomic measure (see James et al. (2009)). The results for general measures and  $\mathbb{X} = \mathbb{R}$  are implicitly contained, although not explicitly stated, in Sangalli (2006). A detailed proof of the general case is given in Proposition 13 of Appendix A.

### 3 Hierarchical Species Sampling Models

In this section we introduce hierarchical species sampling models (HSSMs) and study the relationship between HSSMs and a general class of hierarchical random measures which contains some well-known random measures (e.g., the HDP of Teh et al. (2006)). Some examples of HSSM are provided and some relevant properties of the HSSMs are given, such as the clustering structure and the induced random partitions.

#### 3.1 HSSM definition, properties and examples

In the following definition a hierarchy of exchangeable random partitions is used to build hierarchical species sampling models.

**Definition 3.** Let  $\mathbf{q}$  and  $\mathbf{q}_0$  be two EPPFs and  $H_0$  a probability distribution on  $\mathbb{X}$ . We define an array  $[\xi_{i,j}]_{i=1, \dots, I, j \geq 1}$  as a Hierarchical Species Sampling model,  $HSSM(\mathbf{q}, \mathbf{q}_0, H_0)$ , of parameters  $(\mathbf{q}, \mathbf{q}_0, H_0)$ , if for every vector of integer numbers  $(n_1, \dots, n_I)$  and every collection of Borel sets  $\{A_{i,j} : i = 1, \dots, I, j = 1, \dots, n_i\}$  it holds

$$\begin{aligned} & \mathbb{P}\{\xi_{i,j} \in A_{i,j} \ i = 1, \dots, I, j = 1, \dots, n_i\} \\ &= \sum_{\pi_{n_1}^{(1)} \in \mathcal{P}_{n_1}, \dots, \pi_{n_I}^{(I)} \in \mathcal{P}_{n_I}} \prod_{i=1}^I \mathbf{q} \left( \pi_{n_i}^{(i)} \right) \mathbb{E} \left[ \prod_{i=1}^I \prod_{c=1}^{|\pi_{n_i}^{(i)}|} \tilde{p} \left( \bigcap_{j \in \pi_{c,n_i}^{(i)}} A_{i,j} \right) \right], \end{aligned} \quad (24)$$

with  $\tilde{p} \sim SSrp(\mathbf{q}_0, H_0)$ . Moreover, the directing random measures  $(p_1, \dots, p_I)$  of the array  $[\xi_{i,j}]_{i=1, \dots, I, j \geq 1}$  are called Hierarchical Species Sampling random measures,  $HSSrp$ .

The next result states a relationship between hierarchies of  $SSS$  and hierarchies of random probabilities, which are widely used in Bayesian nonparametrics, thus motivating the choice of name Hierarchical Species Sampling Model (HSSM) for the stochastic representation in Definition 3.

**Proposition 2.** Let  $(p_0, p_1, \dots, p_I)$  be a vector of random probably measures such that

$$\begin{aligned} p_i \mid p_0 &\stackrel{iid}{\sim} SSrp(\mathbf{q}, p_0), \quad i = 1, \dots, I, \\ p_0 &\sim SSrp(\mathbf{q}_0, H_0), \end{aligned}$$

where  $H_0$  is a base measure. Let  $[\xi_{i,j}]_{i=1,\dots,I,j\geq 1}$  be conditionally independent given  $(p_1, \dots, p_I)$  with  $\xi_{i,j}|(p_1, \dots, p_I) \stackrel{\text{ind}}{\sim} p_i$ , where  $i = 1, \dots, I$  and  $j \geq 1$ . Then,  $[\xi_{i,j}]_{i=1,\dots,I,j\geq 1}$  is a HSSM( $\mathbf{q}, \mathbf{q}_0, H_0$ ).

Proposition 2 provides a probabilistic foundation to a wide class of hierarchical random measures. It is worth noticing that the base measure  $H_0$  is not necessarily diffuse and, thanks to the properties of the SSrp and of the gSSS (see Proposition 1), the hierarchical random measures in Proposition 2 are well defined also for non-diffuse (e.g., atomic or mixed) probability measures  $H_0$ . Our result is general enough to be valid for many of the existing hierarchical random measures (e.g., Teh et al. (2006), Teh (2006), Bacallado et al. (2017)). As with species sampling sequences, HSSMs enjoy some exchangeability and clustering properties stated in the following proposition, where, recalling (19),  $\mathcal{C}_j(\Pi)$  denotes the random index of the block of the random partition  $\Pi$  that contains  $j$ .

**Proposition 3.** *Let  $\Pi^{(1)}, \dots, \Pi^{(I)}$  be i.i.d. exchangeable partitions with EPPF  $\mathbf{q}$  and  $\tilde{p}$  a random probability measure independent of  $\Pi^{(1)}, \dots, \Pi^{(I)}$ . If  $[\zeta_{i,j}]_{i=1,\dots,I,j\geq 1}$  are conditionally i.i.d. with law  $\tilde{p}$  given  $\tilde{p}$ , then the random variables*

$$\xi_{i,j} := \zeta_{i, \mathcal{C}_j(\Pi^{(i)})}, \quad \text{where } i = 1, \dots, I \text{ and } j \geq 1 \quad (25)$$

are partially exchangeable and satisfy Eq. (24). Furthermore, if  $\tilde{p}$  is a SSrp( $\mathbf{q}_0, H_0$ ) then the sequence  $[\xi_{i,j}]_{ij}$  is a HSSM( $\mathbf{q}, \mathbf{q}_0, H_0$ ).

The stochastic representation given in Proposition 3 allows us to find a simple representation of the HSSM clustering structure (see Section 3.2). In Bayesian nonparametric inference, such representation turns out to be very useful because it leads to a generative interpretation of the nonparametric-priors in the HSSM class, and also makes possible to design general procedures for approximated posterior inference (see Section 5).

The definition of Hierarchical Species Sampling models includes some well known hierarchical processes and allows for the definition of new processes, as showed in the following set of examples.

**Example 8** (Hierarchical Pitman-Yor process). *Let  $PYP(\sigma, \theta, H)$  and  $DP(\theta, H)$  denote PY and DP processes, respectively, given in Example 5. A vector of dependent random measures  $(p_1, \dots, p_I)$ , with law characterized by the following hierarchical structure*

$$\begin{aligned} p_i | p_0 &\stackrel{\text{iid}}{\sim} PYP(\sigma_1, \theta_1, p_0), \quad i = 1, \dots, I, \\ p_0 | H_0 &\sim PYP(\sigma_0, \theta_0, H_0) \end{aligned} \quad (26)$$

is called Hierarchical Pitman-Yor Process,  $HPYP(\sigma_0, \theta_0, \sigma_1, \theta_1, H_0)$ , of parameters  $0 \leq \sigma_i \leq 1$ ,  $-\sigma_i < \theta_i$ ,  $i = 0, 1$  and  $H_0$  (see Teh (2006); Du et al. (2010); Lim et al. (2016)). Combining Example 5 with Proposition 2, it is apparent that samples from a  $HPYP(\sigma_0, \theta_0, \sigma_1, \theta_1, H_0)$  form a HSSM of parameters  $(\mathbf{q}, \mathbf{q}_0, H_0)$  where  $\mathbf{q}$  and  $\mathbf{q}_0$  are Pitman-Yor EPPFs of parameters  $(\sigma_1, \theta_1)$  and  $(\sigma_0, \theta_0)$ , respectively. If  $\sigma_0 = \sigma_1 = 0$ , then one recovers the  $HDP(\theta_0, \theta_1, H_0)$ . It is also possible to define some mixed cases, where one considers a DP in one of the two stages of the hierarchy and a PYP with strictly positive discount parameter in the other, that are:  $HDPYP(\theta_0, \sigma_1, \theta_1, H_0) = HPYP(0, \theta_0, \sigma_1, \theta_1, H_0)$  and  $HPYDP(\sigma_0, \theta_0, \theta_1, H_0) = HPYP(\sigma_0, \theta_0, 0, \theta_1, H_0)$ . For an example of  $HDPYP$  see Dubey et al. (2014).

**Example 9** (Hierarchical homogeneous normalized random measures). *Hierarchical homogeneous Normalized Random Measures (HNRMI) introduced in Camerlenghi et al. (2018) are defined by*

$$\begin{aligned} p_i | p_0 &\stackrel{\text{iid}}{\sim} NRMI(\theta_1, \eta_1, p_0), \quad i = 1, \dots, I, \\ p_0 | H &\sim NRMI(\theta_0, \eta_0, H_0), \end{aligned}$$

where  $NRMI(\theta, \eta, H)$  denotes a normalized homogeneous random measure with parameters  $(\theta, \eta, H)$ . For the definition of a  $NRMI(\theta, \eta, H)$  see Appendix A. Since  $p_0$  is almost surely a discrete measure, it is essential in the definition of  $NRMI$  to allow for a non diffuse measure  $H$ . Since as observed in Example 7 a  $NRMI$  is a  $SSrp$ , then a  $HNRMI$  is a  $HSSrp$  and observations sampled from a  $HNRMI$  are a  $HSSM$ .

Our class of  $HSSM$  includes also new hierarchical mixture of finite mixture processes as detailed in the following examples.

**Example 10** (Hierarchical mixture of finite mixture processes). Let  $MFMP(\sigma, \rho, H)$  be the mixture of finite mixture process defined in Example 6, then one can define the following hierarchical structure

$$\begin{aligned} p_i | p_0 &\stackrel{iid}{\sim} MFMP(\sigma_1, \rho^{(1)}, p_0), \quad i = 1, \dots, I, \\ p_0 | H_0 &\sim MFMP(\sigma_0, \rho^{(0)}, H_0), \end{aligned} \quad (27)$$

which is a Hierarchical  $MFMP$  with parameters  $\sigma_i, \rho^{(i)} = (\rho_k^{(i)})_{k \geq 1}, i = 0, 1$  and base measure  $H_0$ , and is denoted with  $HMFMP(\gamma_0, \rho^{(0)}, \rho^{(1)}, H_0)$ . This process extends, to the hierarchical case, the finite mixture model of Miller and Harrison (2017). As a special case, when  $|\sigma_i| = 1$  and  $\rho^{(i)}$  is given by (12)  $i = 0, 1, \dots$ , one obtains the Hierarchical Gnedin Process with parameters  $(\gamma_0, \zeta_0, \gamma_1, \zeta_1, H_0)$ , denoted with  $HGP(\gamma_0, \zeta_0, \gamma_1, \zeta_1, H_0)$ .

Finally, new hierarchical processes can also be obtained by assuming a finite mixture process at some level of the hierarchy and a  $PYP$  at the other level, as showed in the following.

**Example 11** (Mixed Cases). The following hierarchical structure

$$\begin{aligned} p_i | p_0 &\stackrel{iid}{\sim} PYP(\sigma_1, \theta_1, p_0), \quad i = 1, \dots, I, \\ p_0 | H_0 &\sim GP(\gamma_0, \zeta_0, H_0) \end{aligned} \quad (28)$$

is a hierarchical Gnedin-Pitman-Yor process, denoted with  $HGPYP(\gamma_0, \zeta_0, \sigma_1, \theta_1, H_0)$ . The hierarchical Gnedin-Dirichlet process is then obtained as special case for  $\sigma_1 = 0$  and denoted with  $HGDP(\gamma_0, \zeta_0, \theta_1, H_0)$ . Exchanging the role of  $PYP$  and  $GP$  in the above construction, one gets the  $HPYGP(\sigma_0, \theta_0, \gamma_1, \zeta_1, H_0)$ .

### 3.2 HSSM Clustering Structure: Chinese Restaurant Franchising

In this section, based on Proposition 3, we prove that the clustering structure of a  $HSSM$  can be described with the same metaphor used to describe the  $HDP$ : the Chinese Restaurant Franchise. In this metaphor, observations are attributed to “customers”, identified by the indices  $(i, j)$ , and groups are described as “restaurants” ( $i = 1, \dots, I$ ). In each “restaurant”, “customers” are clustered according to “tables”, which are then clustered in an higher hierarchy by means of “dishes”. Observations are “attached” at the second level of the clustering process, when dishes are associated to tables. One can think that the first customer sitting at each table chooses a dish from a common menu and this dish is shared by all other customers who join the same table afterwards.

The first step of the clustering process, acting within each group, will be driven by independent random partitions  $\Pi^{(1)}, \dots, \Pi^{(I)}$  with EPPF  $\mathfrak{q}$ . The second level, acting between groups, will be driven by a random partition  $\Pi^{(0)}$  with EPPF  $\mathfrak{q}_0$ .

Given  $n_1, \dots, n_I$  integer numbers, we introduce the following set of observations:

$$\mathcal{O} := \{\xi_{i,j} : j = 1, \dots, n_i; i = 1, \dots, I\}.$$

**Proposition 4.** *If  $[\xi_{i,j}]_{i=1,\dots,I,j\geq 1}$  is a HSSM( $\mathbf{q}, \mathbf{q}_0, H_0$ ), then the law of  $\mathcal{O}$  is the same as the law of  $[\phi_{d_{i,j}^*} : j = 1, \dots, n_i; i = 1, \dots, I]$ , where*

$$d_{i,j}^* := \mathcal{C}_{\mathcal{D}(i,c_{i,j})} \left( \Pi^{(0)} \right), \quad \mathcal{D}(i,c) := \sum_{i'=1}^{i-1} |\Pi_{n_{i'}}^{(i')}| + c, \quad c_{i,j} := \mathcal{C}_j \left( \Pi^{(i)} \right),$$

$(\phi_n)_n$  is a sequence of i.i.d. random variables with distribution  $H_0$ ,  $\Pi^{(1)}, \dots, \Pi^{(I)}$  are i.i.d. exchangeable partitions with EPPF  $\mathbf{q}$  and  $\Pi^{(0)}$  is an exchangeable partition with EPPF  $\mathbf{q}_0$ . All the previous random elements are independent.

Since  $d_{i,j}^* = d_{i,c_{i,j}}$  for  $d_{i,c} := \mathcal{C}_{\mathcal{D}(i,c)} \left( \Pi^{(0)} \right)$ , then the construction in Proposition 4 can be summarized by the following hierarchical structure

$$\begin{aligned} \xi_{i,j} &= \phi_{d_{i,c_{i,j}}}, \quad d_{i,c} = \mathcal{C}_{\mathcal{D}(i,c)} \left( \Pi^{(0)} \right), \quad c_{i,j} = \mathcal{C}_j \left( \Pi^{(i)} \right), \quad \phi_n \stackrel{i.i.d.}{\sim} H_0, \\ &\left( \Pi^{(0)}, \Pi^{(1)}, \dots, \Pi^{(I)} \right) \sim \mathbf{q}_0 \otimes \mathbf{q} \otimes \dots \otimes \mathbf{q}, \end{aligned} \tag{29}$$

where, following the Chinese Restaurant Franchise metaphor,  $c_{i,j}$  is the table at which the  $j$ -th “customer” of the “restaurant”  $i$  sits,  $d_{i,c}$  is the index of the “dish” served at table  $c$  in restaurant  $i$  and  $d_{i,j}^*$  is the index of the “dish” served to the  $j$ -th customer of the  $i$ -th restaurant.

Proposition 4 can also be used to describe in a “generative” way the array  $\mathcal{O}$ . Having in mind the Chinese Restaurant Franchising, we shall denote by  $n_{icd}$  the number of customers in restaurant  $i$  seated at table  $c$  and being served dish  $d$  and  $m_{id}$  the number of tables in restaurant  $i$  serving dish  $d$ . We denote with dots the marginal counts. Thus,  $n_{i\cdot d}$  is the number of customers in restaurant  $i$  being served dish  $d$ ,  $m_{i\cdot}$  is the number of tables in restaurant  $i$ ,  $n_{i\cdot}$  is the number of customers in restaurant  $i$  (i.e. the  $n_i$  observations), and  $m_{\cdot}$  is the number of tables.

Finally, let  $\omega_{n,k}$  and  $\nu_n$  be the weights of the predictive distribution of the random partitions  $\Pi^{(i)}$  ( $i = 1, \dots, I$ ) with EPPF  $\mathbf{q}$  (see Section 2.1). Also, let  $\tilde{\omega}_{n,k}$  and  $\tilde{\nu}_n$  be the weights of the predictive distribution of the random partitions  $\Pi^{(0)}$  with EPPF  $\mathbf{q}_0$  defined in an analogous way by using  $\mathbf{q}_0$  in place of  $\mathbf{q}$ .

We can sample  $\{\xi_{i,j}; i = 1, \dots, I, j = 1, \dots, n_i\}$  starting with  $i = 1$ ,  $m_{1\cdot} = 1$ ,  $n_{11\cdot} = 1$ ,  $D = 1$ ,  $m_{\cdot 1} = 1$  and  $\xi_{1,1} = \xi_{1,1}^* = \phi_1 \sim H_0$  and then iterating for  $i = 1, \dots, I$  the following steps:

(S1) for  $t = 2, \dots, n_{i\cdot}$ , sample  $\xi_{i,t}$  given  $\xi_{i,1}, \dots, \xi_{i,t-1}$  and  $k := m_{i\cdot}$  from  $G_{it}^* + \nu_t(n_{i1\cdot}, \dots, n_{ik\cdot})G_{it}(\cdot)$  where  $G_{it}(\cdot) = \tilde{G}_{it} + \tilde{\nu}_{m_{\cdot}}(m_{\cdot 1}, \dots, m_{\cdot D})H_0(\cdot)$  and

$$G_{it}^* = \sum_{c=1}^k \omega_{t,c}(n_{i1\cdot}, \dots, n_{ik\cdot}) \delta_{\xi_{i,c}^*}(\cdot), \quad \tilde{G}_{it} = \sum_{d=1}^D \tilde{\omega}_{m_{\cdot},c}(m_{\cdot 1}, \dots, m_{\cdot D}) \delta_{\phi_d}(\cdot)$$

(S2) If  $\xi_{i,t}$  is sampled from  $G_{it}^*$ , then we set  $\xi_{i,t} = \xi_{i,c}^*$  and let  $c_{it} = c$  for the chosen  $c$ , we leave  $m_{i\cdot}$  the same and set  $n_{ic\cdot} = n_{ic\cdot} + 1$ , while, if  $\xi_{i,t}$  is sampled from  $G_{it}$ , then we set  $m_{i\cdot} = m_{i\cdot} + 1$ ,  $\xi_{i,t} = \xi_{i,m_{i\cdot}}^*$  and  $c_{it} = m_{i\cdot}$ . If  $\xi_{i,t}$  is sampled from  $\tilde{G}_{it}$ , we set  $\xi_{i,c}^* = \phi_d$ , let  $d_{ic} = d$  for chosen  $d$  and increment  $m_{\cdot c}$  by one. If  $\xi_{i,t}$  is sampled from  $H_0$ , then we increment  $D$  by one and set  $\phi_D = \xi_{i,t}$ ,  $\xi_{i,c}^* = \xi_{i,t}$  and  $d_{ic} = D$ . In both cases, we increment  $m_{\cdot}$  by one.

(S3) Having sampled  $\xi_{i,t}$  with  $t = n_{i\cdot}$  in the previous Step, set  $i = i + 1$ ,  $m_{i\cdot} = 1$ ,  $n_{i1\cdot} = 1$  take  $\xi_{i,1} = \xi_{i,1}^*$  where  $\xi_{i,1}^*$  is sampled from  $G_{it}$ . Update  $D, m_{\cdot c}, d_{ic}$  and  $m_{\cdot}$  as described in the previous step.

### 3.3 Random partitions induced by a HSSM

The Chinese Restaurant Franchising representation in Section 3.2 provides a description of the HSSM clustering structure which is satisfactory for both theoretical and computational aspects. Nevertheless, the theoretical description can be completed by deriving explicit expression for the law of the random partition induced by an HSSM.

A partially exchangeable random array induces a random partition in this way: two couples of indices  $(i, j)$  and  $(i', j')$  are in the same block of the partition if and only if  $\xi_{i,j}$  and  $\xi_{i',j'}$  take on the same value. A possible way of coding this random partition is the following. Let  $D$  be the (random) number of distinct values, say  $\phi_1, \dots, \phi_D$ , in the set of observations  $\mathcal{O}$ . While in the case of a single sequence of observations there is a natural order to enumerate distinct observations (the order of appearance), here one needs to choose a suitable order to list the different values  $\phi_i$ s. In what follows, we choose the lexicographical order, which depends on the fact that we fix the numbers of observations  $n_1, \dots, n_I$  for each group.

Given  $\phi_1, \dots, \phi_D$ , for  $i = 1, \dots, I$  and  $d = 1, \dots, D$ , let  $\Pi_{i,d}^*$  the set of indices of the observations of the  $i$ -th group that belongs to the  $d$ -th cluster, that is

$$\Pi_{i,d}^* = \{j \in \{1, \dots, n_{i..}\} : \xi_{i,j} = \phi_d\} = \{j \in \{1, \dots, n_i\} : d_{i,c_{ij}} = d\}.$$

Note that for some  $i$  it is possible that  $\Pi_{i,d}^* = \emptyset$  but clearly, identifying any element  $j$  in  $\Pi_{i,d}^*$  with the couple  $(i, j)$ , one has

$$\cup_i \Pi_{i,d}^* = \{(i, j) : \xi_{i,j} = \phi_d\} \neq \emptyset.$$

We shall say that

$$\Pi^* = \Pi^*(\mathcal{O}) := [\Pi_{i,d}^* : i = 1, \dots, I, d = 1, \dots, D]$$

is the random partition induced by the set of observations  $\mathcal{O}$ . Of course others coding are possible.

In order to express the law of  $\Pi^*$  we need some more notation. Given integer numbers  $n_{id}$  for  $i = 1, \dots, I$  and  $d = 1, \dots, D$ , set  $\mathbf{n}_i := (n_{i1}, \dots, n_{iD})$ ,  $\mathbf{n} = [\mathbf{n}_1, \dots, \mathbf{n}_I]$ , and define

$$\mathcal{M}[\mathbf{n}_i] := \left\{ \mathbf{m}_i = [m_{i1}, \dots, m_{iD}] : 1 \leq m_{id} \leq n_{id} \text{ if } n_{id} > 0, m_{id} = 0 \text{ if } n_{id} = 0 \right\}.$$

For  $\mathbf{m}_i$  in  $\mathcal{M}[\mathbf{n}_i]$  define

$$\Lambda(\mathbf{m}_i) := \left\{ \boldsymbol{\lambda}_i = [\boldsymbol{\lambda}_{i1}, \dots, \boldsymbol{\lambda}_{iD}] \text{ where } \boldsymbol{\lambda}_{id} = (\lambda_{id1}, \dots, \lambda_{idn_{id}}) \in \mathbb{N}^{n_{id}} : \sum_{j=1}^{n_{id}} j \lambda_{idj} = n_{id}, \sum_{j=1}^{n_{id}} \lambda_{idj} = m_{id} \text{ for } d = 1, \dots, D \right\}.$$

Set also

$$\mathcal{M}[\mathbf{n}] := \mathcal{M}[\mathbf{n}_1] \times \mathcal{M}[\mathbf{n}_2] \cdots \times \mathcal{M}[\mathbf{n}_I] \quad \text{and} \quad \Lambda(\mathbf{m}) := \Lambda(\mathbf{m}_1) \times \cdots \times \Lambda(\mathbf{m}_I).$$

For  $\mathbf{m}$  in  $\mathcal{M}[\mathbf{n}]$  and  $\boldsymbol{\lambda} = [\boldsymbol{\lambda}_1, \dots, \boldsymbol{\lambda}_I]$  in  $\Lambda(\mathbf{m})$ , following the convention of the previous section, set  $m_{i.} = \sum_{d=1}^D m_{id}$ ,  $m_{.d} = \sum_{i=1}^I m_{id}$  and  $m_{..} = \sum_{d=1}^D \sum_{i=1}^I m_{id}$  and define

$$\mathbf{q}[[\boldsymbol{\lambda}_i]] := \mathbf{q}(\ell_{i11}, \dots, \ell_{im_{i1}1}, \dots, \ell_{i,m_{i,D},D}),$$

where  $\ell_{i11}, \dots, \ell_{im_{i1}1}, \dots, \ell_{i,m_{i,D},D}$  are any integer numbers such that  $\sum_{c=1}^{m_{id}} \ell_{icd} = n_{id}$  for every  $d$  and  $\#\{c : \ell_{icd} = j\} = \lambda_{idj}$  for every  $d$  and  $j$ . Note that in the previous definition if  $n_{id} = 0$ , and hence  $m_{id} = 0$ , then  $\ell_{icd} = 0$  and the expression  $\mathbf{q}_{m_i}(\ell_{i11}, \dots, \ell_{im_{i1}1}, \dots, \ell_{i,m_{i,D},D})$  must be read as the EPPF obtained erasing all the zeros. For instance, if  $n_{1,d} > 0$  for all  $d = 1, \dots, D-1$  and  $n_{1,D} = 0$ , then  $\mathbf{q}(\ell_{111}, \dots, \ell_{1m_{11}1}, \dots, \ell_{1,m_{1,D-1},D-1})$  is simply  $\mathbf{q}(\ell_{111}, \dots, \ell_{1m_{11}1}, \dots, \ell_{1,m_{1,D-1},D-1})$ . Note also that  $\mathbf{q}[[\boldsymbol{\lambda}_i]]$  is well defined since the value of  $\mathbf{q}(\ell_{i11}, \dots, \ell_{im_{i1}1}, \dots, \ell_{i,m_{i,D},D})$  depends only on the statistics  $\boldsymbol{\lambda}_i$ . See e.g. Pitman (2006).

For expository purposes and differently from all the other results in this paper, the law of the random partition is given under the assumption  $H_0$  is non-atomic.

**Proposition 5.** *Under the same assumptions of Proposition 4, assume further that  $H_0$  is non-atomic. Let  $\pi^*$  be a possible realisation of the random partition  $\Pi^*$  induced by  $\mathcal{O}$ . If  $\pi^*$  has  $D$  distinct block and the cardinality of  $\pi_{i,d}^*$  is  $n_{id}$  for  $i = 1, \dots, I$  and  $d = 1, \dots, D$ , then*

$$\mathbb{P}\{\Pi^* = \pi^*\} = \sum_{\mathbf{m} \in \mathcal{M}[\mathbf{n}]} \mathfrak{q}_0(m_{\cdot 1}, \dots, m_{\cdot D}) \sum_{\lambda \in \Lambda(\mathbf{m})} \prod_{i=1}^I \mathfrak{q}[[\lambda_i]] \prod_{d=1}^D \frac{n_{id}!}{\prod_{j=1}^{n_{id}} \lambda_{idj}!(j!)^{\lambda_{idj}}}.$$

**Remark 3.** *For a suitable choice of  $\mathfrak{q}$  and  $\mathfrak{q}_0$ , one obtains as special cases of Proposition 5 the results in Theorem 3 and 4 of Camerlenghi et al. (2018). The proof of Proposition 5 relies on combinatorial arguments combined with the results in Proposition 3 and 4, whereas Camerlenghi et al. (2018) use mainly specific properties of normalized random measures.*

## 4 Cluster sizes distributions

We study the distribution of the number of clusters in each group of observations (i.e., the number of distinct dishes served in the restaurant  $i$ ), as well as the global number of clusters (i.e. the total number of distinct dishes in the restaurant franchise). We introduce a sequence of observation sets,  $\mathcal{O}_t$ ,  $t = 1, 2, \dots$ , each containing  $n_i(t)$  elements in the  $i$ -th group and  $n(t) = \sum_{i=1}^I n_i(t)$  total elements. We show the exact finite sample distribution of the number of clusters for given  $n(t)$  and  $n_i(t)$  when  $t < \infty$ . Some properties, such as the prior mean and variance, are discussed in order to provide some guidelines to setting HSSM parameters in applications. Moreover, we give some new asymptotic results when the number of observations goes to infinity, such that  $n(t)$  diverges to  $+\infty$  as  $t$  goes to  $+\infty$ . The results extend existing asymptotic approximations for species sampling (Pitman (2006)) and for hierarchical normalized random measures (Camerlenghi et al. (2018)) to our HSSM. Finally, we provide a numerical study of the approximation accuracy.

### 4.1 Distribution of the cluster size under the prior

For every  $i = 1, \dots, I$ , we define

$$K_{i,t} := |\Pi_{n_i(t)}^{(i)}|, \quad K_t := \sum_{i=1}^I |\Pi_{n_i(t)}^{(i)}|, \quad D_{i,t} = |\Pi_{K_{i,t}}^{(0)}|, \quad D_t = |\Pi_{K_t}^{(0)}|.$$

By Proposition 4, for every fixed  $t$ , the laws of  $K_{i,t}$  and  $K_t$  are the same as the ones of the number of "active tables" in "restaurant"  $i$  and of the total number of "active tables" in the whole franchise, respectively. Analogously, the laws of  $D_t$  and  $D_{i,t}$  are the same as the laws of the number of dishes served in the restaurant  $i$  and in the whole franchise, respectively. If  $H_0$  is diffuse, then  $D_t$  and the number of distinct clusters in  $\mathcal{O}_t$  have the same law and also  $D_{i,t}$  and the number of clusters in the group  $i$  follow the same law.

The distribution of both  $D_t$  and  $D_{i,t}$  can be derived as follows.

**Proposition 6.** *For every  $n \geq 1$  and  $k = 1, \dots, n$ , we define  $q_n(k) := \mathbb{P}\left\{|\Pi_n^{(i)}| = k\right\}$  and  $q_n^{(0)}(k) := \mathbb{P}\left\{|\Pi_n^{(0)}| = k\right\}$ . Then, for every  $i = 1, \dots, I$ ,*

$$\mathbb{P}\{D_{i,t} = k\} = \sum_{m=k}^{n_i(t)} q_{n_i(t)}(m) q_m^{(0)}(k), \quad k = 1, \dots, n_i(t),$$

and

$$\mathbb{P}\{D_t = k\} = \sum_{m=\max(I,k)}^{n(t)} \left( \sum_{\substack{m_1+\dots+m_I=m \\ 1 \leq m_i \leq n_i(t)}} \prod_{i=1}^I q_{n_i(t)}(m_i) \right) q_m^{(0)}(k), \quad k = 1, \dots, n(t).$$

Moreover, for every  $r > 0$

$$\mathbb{E}[D_{i,t}^r] = \sum_{m=1}^{n_i(t)} \mathbb{E}\left[|\Pi_m^{(0)}|^r\right] q_{n_i(t)}(m)$$

and

$$\mathbb{E}[D_t^r] = \sum_{\substack{m_1, \dots, m_I: \\ 1 \leq m_i \leq n_i(t)}} \mathbb{E}\left[|\Pi_{\sum_{i=1}^I m_i}^{(0)}|^r\right] \prod_{i=1}^I q_{n_i(t)}(m_i).$$

In particular, we note that, for every  $i = 1, \dots, I$ ,  $n \geq 1$  and  $k = 1, \dots, n$ ,

$$q_n(k) = \sum_{(\lambda_1, \dots, \lambda_n) \in \Lambda_{n,k}} \frac{n!}{\prod_{j=1}^n (\lambda_j!)(j!)^{\lambda_j}} \mathbf{q}[[\lambda_1, \dots, \lambda_n]],$$

where  $\Lambda_{n,k}$  is the set of integers  $(\lambda_1, \dots, \lambda_n)$  such that  $\sum_j \lambda_j = k$  and  $\sum_j j \lambda_j = n$ ,  $\mathbf{q}[[\lambda_1, \dots, \lambda_n]]$  is the common value of the symmetric function  $\mathbf{q}$  for all  $n_1, \dots, n_k$  with  $|\{i : n_i = j\}| = \lambda_j$  for  $j = 1, \dots, n$  and

$$\frac{n!}{\prod_{j=1}^n (\lambda_j!)(j!)^{\lambda_j}}$$

is the number of partitions of  $[n]$  with  $\lambda_j$  blocks of cardinality  $j = 1, \dots, n$  (see Eq. (11) in Pitman (1995)). Similar expressions can be obtained for  $q_n^{(0)}(k)$ .

The results in Proposition 6 generalize to HSSM those given in Theorem 5 of Camerlenghi et al. (2018) for HNRMI. Our proof relies on the hierarchical SSS construction (see Proposition 4), whereas the proof in Camerlenghi et al. (2018) builds on the partial exchangeable partition function given in Proposition 5.

Also, the generalized SSS construction allows us to derive the distribution of the number of clusters when  $H_0$  is not diffuse. Indeed, it can be deduced by considering possible coalescences of latent clusters (due to ties in the i.i.d. sequence  $(\phi_n)_n$  of Proposition 4) forming a true cluster. Let us denote with  $\tilde{D}_t$  and  $\tilde{D}_{i,t}$  the number of distinct clusters in  $\mathcal{O}_t$  and in the group  $i$ , respectively, at “time”  $t$ .

**Proposition 7.** *Let  $H_0^*(d|k)$  (for  $1 \leq d \leq k$ ) be the probability of observing exactly  $d$  distinct values in the vector  $(\phi_1, \dots, \phi_k)$  where the  $\phi_n$ s are i.i.d.  $H_0$ . Then,*

$$\mathbb{P}\{\tilde{D}_{i,t} = d\} = \sum_{k=d}^{n_i(t)} H_0^*(d|k) \mathbb{P}\{D_{i,t} = k\}$$

for  $d = 1, \dots, n_i(t)$ . The probability of  $\tilde{D}_t$  has the same expression as above with  $D_t$  in place of  $D_{i,t}$  and  $n_t$  in place of  $n_{i,t}$ . If  $H_0$  is diffuse, then  $\mathbb{P}\{\tilde{D}_{i,t} = d\} = \mathbb{P}\{D_{i,t} = d\}$  and  $\mathbb{P}\{\tilde{D}_t = d\} = \mathbb{P}\{D_t = d\}$ , for every  $d \geq 1$ .

The assumption of atomic base measures behind HDP and HPYP has been used in many studies, and some of its theoretical and computational implications have been investigated (e.g., see Nguyen (2016)) and Sohn and Xing (2009)), whereas mixed base measures appeared only recently in Bayesian nonparametrics and their implications are not yet well studied, especially in hierarchical constructions. In the following we state some new results for the case of spike-and-slab base measures.



**Proposition 8.** Assume that  $H_0(dx) = a\delta_{x_0}(dx) + (1-a)\tilde{H}(dx)$ , where  $a \in (0, 1)$ ,  $x_0$  is a point of  $\mathbb{X}$  and  $\tilde{H}$  is a diffuse measure on  $\mathbb{X}$ , then

$$\mathbb{P}\{\tilde{D}_{i,t} = d\} = (1-a)^d \mathbb{P}\{D_{i,t} = d\} + \sum_{k=d}^{n_i(t)} \binom{k}{d-1} a^{k+1-d} (1-a)^{d-1} \mathbb{P}\{D_{i,t} = k\},$$

for  $d = 1, \dots, n_i(t)$ . The probability of  $\tilde{D}_t$  has the same expression as above with  $D_t$  in place of  $D_{i,t}$  and  $n_t$  in place of  $n_{i,t}$ . Moreover,

$$\mathbb{E}[\tilde{D}_{i,t}] = 1 - \mathbb{E}[(1-a)^{D_{i,t}}] + (1-a)\mathbb{E}[D_{i,t}] \leq \mathbb{E}[D_{i,t}]$$

and  $\mathbb{E}[\tilde{D}_t]$  has an analogous expression with  $D_{i,t}$  replaced by  $D_t$ .

For a Gibbs type EPPF with  $\sigma > 0$ , using results in Gnedin and Pitman (2005), we get

$$q_n(k) = V_{n,k} S_\sigma(n, k)$$

where  $V_{n,k}$  satisfies the partial difference equation in (8) and  $S_\sigma(n, k)$  is a generalized Stirling number of the first kind, defined as

$$S_\sigma(n, k) = \frac{1}{\sigma^k k!} \sum_{i=1}^k (-1)^i \binom{k}{i} (-i\sigma)_n,$$

for  $\sigma \neq 0$  and  $S_0(n, k) = |s(n, k)|$  for  $\sigma = 0$ , where  $|s(n, k)|$  is the unsigned Stirling number of the first kind, see Pitman (2006). See De Blasi et al. (2015) for an up-to-date review of Gibbs-type prior processes.

For the hierarchical PY process  $\Pi^{(i)} \sim PY(\sigma, \theta)$ , the distribution  $q_n(k)$  has closed-form expression

$$q_n(k) = \frac{\prod_{i=1}^{k-1} (\theta + i\sigma)}{(\theta + 1)_{n-1}} \frac{1}{\sigma^k k!} \sum_{i=1}^k (-1)^i \binom{k}{i} (-i\sigma)_n,$$

when  $0 < \sigma < 1$  and  $\theta > -\sigma$ , whilst

$$q_n(k) = \frac{\theta^k \Gamma(\theta)}{\Gamma(\theta + n)} |s(n, k)|,$$

when  $\sigma = 0$ .

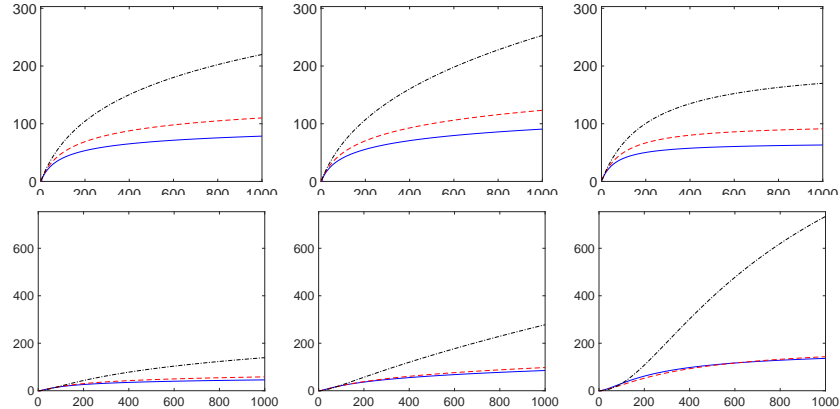
For the Gnedin model (Gnedin (2010)),  $\Pi^{(i)} \sim GN(\gamma, \zeta)$ , of Example 3 it is possible to derive explicit expression for  $q_n$

$$q_n(k) = \binom{n-1}{k-1} \frac{n!}{k!} \nu_{n,k}, \quad \text{with } \nu_{n,k} = \frac{(\gamma)_{n-k} \prod_{i=1}^{k-1} (i^2 - \gamma i + \zeta)}{\prod_{m=1}^{n-1} (m^2 + \gamma m + \zeta)}. \quad (30)$$

Fig. 4 in Appendix C shows the prior distribution of the number of clusters for each restaurant (group)  $\mathbb{P}\{D_{i,t} = k\}$  (left panel) and for the restaurant franchise  $\mathbb{P}\{D_t = k\}$  (right panel), when  $I = 2$  and  $n_1(t) = n_2(t) = 50$ , for the processes  $HDP(\theta_0, \theta_1, H_0)$  (black solid),  $HPYP(\sigma_0, \theta_0, \sigma_1, \theta_1, H_0)$  (blue) and  $HGP(\gamma_0, \zeta_0, \gamma_1, \zeta_1, H_0)$  (red).

The values of the parameters are chosen in such a way that  $E[D_{i,t}]$  is approximately equal to 25 when the number of customers is  $n_i = 50$  in each restaurant  $i = 1, 2$ . The HSSM parameter settings and the resulting prior means and variances of the number of clusters are given in Tab. 2. Both  $HPYP(H_0, \sigma_0, \theta_0; \sigma_1, \theta_1)$  and  $HGP(H_0, \gamma_0, \zeta_0; \gamma_1, \zeta_1)$  offer more flexibility than the hierarchical Dirichlet process, in setting the prior number of clusters, since their parameters can be chosen to

Figure 1: Expected value (top) and variance (bottom) of the number of clusters when  $I = 2$ ,  $n = 2, \dots, 1000$  for: i) the HDP with  $\theta_0 = \theta_1 = 43.3$  (first column); ii) the HPYP with  $(\theta_0, \sigma_0) = (\theta_1, \sigma_1) = (29.9, 0.25)$  (second column); iii) the HGP with  $(\gamma_0, \zeta_0) = (\gamma_1, \zeta_1) = (15, 1450)$  (third column). In each plot of the first (second) row, the blue solid lines refer to  $E[D_t]$  ( $V[D_t]$ ), the red dashed lines to  $\sum_{i=1,2} E[D_{i,t}]$  ( $\sum_{i=1,2} V[D_{i,t}]$ ) for HSSM and the black dash-dot lines to  $\sum_{i=1,2} E[D_{i,t}]$  ( $\sum_{i=1,2} V[D_{i,t}]$ ) for SSM.



allow for different variance levels while keeping fix the expected number of clusters. An example is given by the blue and red dotted lines in Fig. 4 for the two settings reported in the last two rows of Tab. 2 in Appendix C.

Further results on the sensitivity of the prior distribution to changes in the HSSM parameters are reported in Appendix C. In Fig. 5-6 in Appendix C, the analysis is done when the parameters of the top-hierarchy and of the bottom-hierarchy random measures are all equals (homogeneous case). For the easy of comparison, in each plot the blue lines represent the baseline cases corresponding to the black lines of Fig. 4. Changes in the concentration parameters,  $\theta_i$  and  $\zeta_i$ , have effects on the mean and dispersion of the distribution as in the non-hierarchical case, see Fig. 5. Changes in the discount parameters  $\sigma_i$  and  $\gamma_i$  affect mainly the dispersion. In Fig. 7, we study the sensitivity in the non-homogeneous case, assuming the measure at the top of the hierarchy has different parameter values with respect to the measures at the bottom of the hierarchy which are assumed identical.

The results of the sensitivity analysis discussed in this section show that the expected global number of clusters is smaller than the sum of the expected marginal number of clusters, indicating that all the hierarchical prior measures considered allow for various degrees of information pooling across the different groups (restaurants). This information sharing effect is illustrated in Fig. 1 where the expected value (top panels) and variance (bottom panels) of the number of clusters are exhibited increasing  $n(t)$  from 2 to 1000, assuming  $I = 2$  and  $n_1(t) = n_2(t) = t$ , with  $t = 1, \dots, 500$ . The expected global number of clusters,  $E[D_t]$  (blue solid lines), is larger than the sum of the expected marginal number of clusters,  $\sum_{i=1,2} E[D_{i,t}]$ , for HSSM (red dashed lines) and independent SSM (black dash-dot lines). Qualitatively, the variance of the global number of clusters  $V(D_t)$  (blue solid lines) is closed to the sum of the marginal variances  $\sum_{i=1,2} V[D_{i,t}]$  for HSSM and much smaller than in the independent SSM (black dash-dot lines).

## 4.2 Asymptotic distribution of the cluster size

An exchangeable random partition  $(\Pi_n)_{n \geq 1}$  has asymptotic diversity  $S$  if

$$|\Pi_n|/c_n \rightarrow S \quad a.s. \quad (31)$$

for a positive random variable  $S$  and a suitable normalizing sequence  $(c_n)_{n \geq 1}$ . Asymptotic diversity generalizes the notion of  $\sigma$ -diversity, see Definition 3.10 in Pitman (2006). An exchangeable random partition  $(\Pi_n)_{n \geq 1}$  has  $\sigma$ -diversity  $S$  if (31) holds with  $c_n = n^\sigma$ . For any Gibbs-type partition  $(\Pi_n)_{n \geq 1}$ , (31) holds with

$$c_n := \begin{cases} 1 & \text{if } \sigma < 0, \\ \log(n) & \text{if } \sigma = 0, \\ n^\sigma & \text{if } \sigma > 0, \end{cases}$$

see Section 6.1 of Pitman (2003). Other characterizations of  $\sigma$ -diversity can be found in Lemma 3.1 in Pitman (2006).

In the following propositions, we use the (marginal) limiting behaviour (31) of the random partitions  $\Pi_n^{(i)}$  ( $i = 0, \dots, I$ ), to obtain the asymptotic distribution of  $D_{i,t}$  and  $D_t$  assuming  $c_n = n^\sigma L(n)$ , with  $L$  slowly-varying.

The first general result deals with HSSM where  $\Pi_n = \Pi_n^{(i)}$  satisfies (31) for every  $i = 1, \dots, I$  and  $c_n \rightarrow +\infty$  and hence the cluster size  $|\Pi_n^{(i)}|$  diverges to  $+\infty$ .

**Proposition 9.** *Assume that  $\Pi^{(0)}$  and  $\Pi^{(i)}$  (for  $i = 1, \dots, I$ ) are independent exchangeable random partitions such that  $|\Pi_n^{(0)}|/a_n$  ( $|\Pi_n^{(i)}|/b_n$  for  $i = 1, \dots, I$ , respectively) converges almost surely to a strictly positive random variable  $D_\infty^{(0)}$  ( $D_\infty^{(i)}$ , respectively) for suitable diverging sequences  $a_n$  and  $b_n$ . Moreover assume that  $a_n = n^{\sigma_0} L_0(n)$  and  $b_n = n^{\sigma_1} L_1(n)$ , with  $\sigma_i \geq 0$  and  $L_i$  slowly varying function,  $i = 0, 1$ , and set  $d_n := a_{b_n} = n^{\sigma_0 \sigma_1} L_0(n^{\sigma_1} L_1(n))$ .*

(i) *If  $\lim_{t \rightarrow +\infty} n_i(t) = +\infty$  for some  $i$ , then for  $t \rightarrow +\infty$*

$$\frac{D_{i,t}}{d_{n_i(t)}} \rightarrow D_\infty^{(0)} \left( D_\infty^{(i)} \right)^{\sigma_0} \quad a.s.$$

(ii) *If  $\lim_{t \rightarrow +\infty} n_i(t) = +\infty$  and  $n_i(t)/n(t) \rightarrow w_i > 0$  for every  $i = 1, \dots, I$  then for  $t \rightarrow +\infty$*

$$\frac{D_t}{d_{n(t)}} \rightarrow D_\infty^{(0)} \left( \sum_{i=1}^I w_i^{\sigma_1} D_\infty^{(i)} \right)^{\sigma_0} \quad a.s.$$

**Remark 4.** *Part (ii) extends to HSSM with different group sizes,  $n_i(t)$ , the results given in Theorem 7 of Camerlenghi et al. (2018) for HNRMI with groups of equal size. Both part (i) and (ii) provide deterministic scaling of diversities, in the spirit of Pitman (2006), and differently from Camerlenghi et al. (2018) where a random scaling is obtained.*

The second general result describes the asymptotic behaviour of  $D_{i,t}$  and  $D_t$  in presence of random partitions for which  $c_n = 1$  for every  $n$ .

**Proposition 10.** *Assume that  $\Pi^{(0)}$  and  $\Pi^{(i)}$ ,  $i = 1, \dots, I$  are independent exchangeable random partitions and that  $\lim_{t \rightarrow \infty} n_i(t) = +\infty$  for every  $i = 1, \dots, I$ .*

(i) *If  $|\Pi_n^{(i)}|$  converges a.s. to a positive random variable  $K_i$  as  $n \rightarrow +\infty$ , then for every  $k \geq 1$*

$$\lim_{t \rightarrow +\infty} \mathbb{P} \{D_{i,t} = k\} = \sum_{m \geq k} \mathbb{P} \{K_i = m\} q_m^{(0)}(k),$$

and

$$\lim_{t \rightarrow +\infty} \mathbb{P}\{D_t = k\} = \sum_{m \geq \max(I, k)} \sum_{\substack{m_1 + \dots + m_I = m, \\ 1 \leq m_i}} q_m^{(0)}(k) \prod_{i=1}^I \mathbb{P}\{K_i = m_i\}.$$

(ii) If  $|\Pi_n^{(i)}|/b_n$  converges a.s. to a strictly positive random variable  $D_\infty^{(i)}$  for a suitable diverging sequences  $b_n$  and  $|\Pi_n^{(0)}|$  converges a.s. to a positive random variable  $K_0$  as  $n \rightarrow +\infty$ , then, for every  $k \geq 1$ ,

$$\lim_{t \rightarrow +\infty} \mathbb{P}\{D_t = k\} = \lim_{t \rightarrow +\infty} \mathbb{P}\{D_{i,t} = k\} = \mathbb{P}\{K_0 = k\}.$$

Starting from Propositions 9 and 10, analytic expressions for the asymptotic distributions of  $D_{i,t}$  and  $D_t$  can be deduced for some special HSSMs.

As an example, consider the HGP and the mixed hierarchical models described in Examples 10 and 11. If  $(\Pi_n)_n$  is the Gnedin's partition of parameters  $(\gamma, \zeta)$ , then  $|\Pi_n|$  converges almost surely to a random variable  $K$  with distribution (12), see Gnedin (2010). Hence, the asymptotic behaviour of the number of clusters in a HGP and in HPYGP can be derived from Proposition 10 as stated here below.

**Proposition 11.** *In a HGP( $\gamma_0, \zeta_0, \gamma_1, \zeta_1, H_0$ ), one has*

$$\lim_{t \rightarrow +\infty} \mathbb{P}\{D_{i,t} = k\} = \frac{c_{\gamma_1, \zeta_1}}{k!} \left( \prod_{i=1}^{k-1} (i^2 - \gamma_0 i + \zeta_0) \right) \sum_{m \geq k} \frac{(\gamma_0)_{m-k}}{(k-1)!(m-k)!} \prod_{j=1}^{m-1} \frac{(j^2 - \gamma_1 j + \zeta_1)}{(j^2 + \gamma_0 j + \zeta_0)}$$

with

$$c_{\gamma_1, \zeta_1} = \frac{\Gamma(1 + (\gamma_1 + \sqrt{\gamma_1^2 - 4\zeta_1})/2) \Gamma(1 + (\gamma_1 - \sqrt{\gamma_1^2 - 4\zeta_1})/2)}{\Gamma(\gamma_1)}.$$

In contrast, in a HPYGP( $\sigma_0, \theta_0, \gamma_1, \zeta_1, H_0$ ),

$$\lim_{t \rightarrow +\infty} \mathbb{P}\{D_t = m\} = \lim_{t \rightarrow +\infty} \mathbb{P}\{D_{i,t} = m\} = c_{\gamma_1, \zeta_1} \frac{\prod_{l=1}^{m-1} (l^2 - \gamma l + \zeta)}{m!(m-1)!}.$$

Also for HPYPs one can derive explicit asymptotic distributions using the previous general results. Indeed, if  $(\Pi_n)_n \sim PY(\sigma, \theta)$  with  $0 < \sigma < 1$  and  $\theta > -\sigma$ , then  $|\Pi_n|/n^\sigma$  converges almost surely and in  $L^p$  (for every  $p > 0$ ) to a strictly positive random variable  $S_{\sigma, \theta}$  with density

$$g_{\sigma, \theta}(s) := \frac{\Gamma(\theta + 1)}{\Gamma(\frac{\theta}{\sigma} + 1)} s^{\theta/\sigma} g_\sigma(s), \quad s > 0, \quad (32)$$

where  $g_\sigma$  is the type-2 Mittag-Leffler density, i.e. the unique density such that

$$\int_0^{+\infty} x^p g_\sigma(x) dx = \frac{\Gamma(p+1)}{\Gamma(p\sigma+1)}. \quad (33)$$

See Theorem 3.8 in Pitman (2006). Moreover, if  $\sigma = 0$ , we have that  $|\Pi_n|/\log(n)$  converges almost surely and in  $L^p$  for every  $p > 0$  to  $\theta > 0$ .

On the basis of these results, Proposition 9 can be specialized for the case of HPYPs and convergence in  $L^p$  obtained.

**Proposition 12.** *Assume that  $\Pi^{(0)} \sim PY(\sigma_0, \theta_0)$  and  $\Pi^{(i)} \sim PY(\sigma_1, \theta_1)$  (for  $i = 1, \dots, I$ ) with  $\sigma_0, \sigma_1 \geq 0$ . Then (i) and (ii) of Proposition 9 hold a.s. and in  $L^p$ ,  $p > 0$ , with the following specifications:*

(i) for  $HPYP(\sigma_0, \theta_0; \sigma_1, \theta_1)$  with  $\sigma_0, \sigma_1 > 0$ ,  $d_n = n^{\sigma_0 \sigma_1}$  and

$$D_{i,\infty} \stackrel{\mathcal{L}}{=} S_{\sigma_0, \theta_0} \left( S_{\sigma_1, \theta_1}^{(i)} \right)^{\sigma_0}, \quad D_\infty \stackrel{\mathcal{L}}{=} S_{\sigma_0, \theta_0} \left( \sum_{i=1}^I w_i^{\sigma_1} S_{\sigma_1, \theta_1}^{(i)} \right)^{\sigma_0},$$

with  $S_{\sigma_0, \theta_0}, S_{\sigma_1, \theta_1}^{(1)}, \dots, S_{\sigma_1, \theta_1}^{(I)}$  independent random variables with densities  $g_{\sigma_0, \theta_0}$  and  $g_{\sigma_1, \theta_1}$ , respectively;

(ii) for  $HPYDP(\sigma_0, \theta_0; \theta_1)$  with  $\sigma_0 > 0$ ,  $d_n = \log(n)^{\sigma_0}$  and

$$D_{i,\infty} \stackrel{\mathcal{L}}{=} D_\infty \stackrel{\mathcal{L}}{=} S_{\sigma_0, \theta_0} \theta_1^{\sigma_0},$$

with  $S_{\sigma_0, \theta_0}$  random variable with density  $g_{\sigma_0, \theta_0}$ ;

(iii) for  $HDPYP(\theta_0; \sigma_1, \theta_1)$  with  $\sigma_1 > 0$ ,  $d_n = \sigma_1 \log(n)$  and  $D_{i,\infty} = D_\infty = \theta_0$ ;

(iv) for  $HDP(\theta_0; \theta_1)$ ,  $d_n = \log(\log(n))$  and  $D_{i,\infty} = D_\infty = \theta_0$ .

Proposition 12 can be used for approximating the moments (e.g., expectation and variance) of the number of clusters as stated in the following

**Corollary 4.** *Let  $x_n \simeq y_n$  if and only if  $\lim_{n \rightarrow +\infty} x_n/y_n = 1$ , then under the same assumptions of Proposition 12, for every  $r > 0$ :*

(i) for  $HPYP(\sigma_0, \theta_0, \sigma_1, \theta_1)$  with  $\sigma_0, \sigma_1 > 0$ :

$$\mathbb{E} [D_{i,t}^r] \simeq n_i(t)^{r\sigma_0\sigma_1} \frac{\Gamma(\theta_0 + 1)}{\Gamma\left(\frac{\theta_0}{\sigma_0} + 1\right)} \frac{\Gamma\left(r + \frac{\theta_0}{\sigma_0} + 1\right)}{\Gamma(\theta_0 + r\sigma_0 + 1)} \frac{\Gamma(\theta_1 + 1)}{\Gamma\left(\frac{\theta_1}{\sigma_1} + 1\right)} \frac{\Gamma\left(r\sigma_0 + \frac{\theta_1}{\sigma_1} + 1\right)}{\Gamma(\theta_1 + r\sigma_0\sigma_1 + 1)};$$

(ii) for  $HPYDP(\theta_0, \sigma_0; \theta_1)$  with  $\sigma_0 > 0$ :

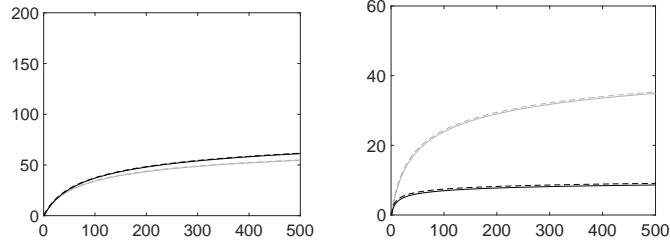
$$\mathbb{E} [D_{i,t}^r] \simeq (\log(n_i(t)))^{r\sigma_0} \theta_1^{r\sigma_0} \frac{\Gamma(\theta_0 + 1)}{\Gamma\left(\frac{\theta_0}{\sigma_0} + 1\right)} \frac{\Gamma\left(r + \frac{\theta_0}{\sigma_0} + 1\right)}{\Gamma(\theta_0 + r\sigma_0 + 1)};$$

(iii) for  $HDPYP(\theta_0, \sigma_1, \theta_1)$  with  $\sigma_1 > 0$ :  $\mathbb{E} [D_{i,t}^r] \simeq \log(n_i(t))^r (\sigma_1 \theta_0)^r$  ;

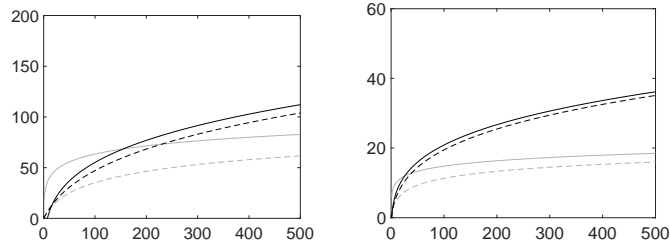
(iv) for  $HDP(\theta_0, \theta_1)$ :  $\mathbb{E} [D_{i,t}^r] \simeq \theta_0^r \log(\log(n_i(t)))^r$ .

In Fig. 2, we compare exact and asymptotic values (see Proposition 6 and Corollary 4, respectively) of the expected marginal number of clusters for the HSSMs in the PY family:  $HDP(\theta_0; \theta_1)$ ,  $HDPYP(\theta_0; \sigma_1, \theta_1)$ ,  $HPYP(\sigma_0, \theta_0; \sigma_1, \theta_1)$  and  $HPYDP(\theta_0, \sigma_0; \theta_1)$  (different rows of Fig. 2). For each HSSM we consider  $n_i(t)$  increasing from 1 to 500 and different parameter settings (different columns and lines). For the HDP the exact value (dashed lines) is well approximated by the asymptotic one (solid line) for all sample sizes  $n_i(t)$ , and different values of  $\theta_i$  (gray and black lines in the left and right plots of panel (i)). For the HPYP, the results in panel (ii) show that there are larger differences when  $\theta_i$ ,  $i = 0, 1$  are large and  $\sigma_0$  and  $\sigma_1$  are close to zero (left plot). The approximation is good for small  $\theta_i$  (right plot) and improves slowly with increasing  $n_i(t)$  for smaller  $\sigma_i$  (gray lines in the right plot). In the panels (iii) and (iv) for HDPYP and HPYDP, there exist parameter settings where the asymptotic approximation is not satisfactory and is not improving when  $n_i(t)$  increases. Our numerical results point out that the asymptotic approximation for both PY and HPY may lack of accuracy. Thus, the exact formula for the number of clusters should be used in the applications when calibrating the parameters of the process.

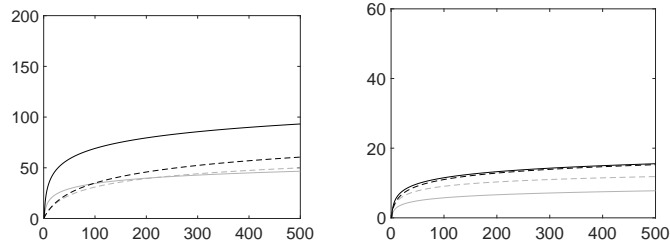
Figure 2: Exact (dashed lines) and asymptotic (solid lines) expected marginal number of clusters  $E(D_{i,t})$  when  $n_i(t) = 1, \dots, 500$  for different HSSMs.



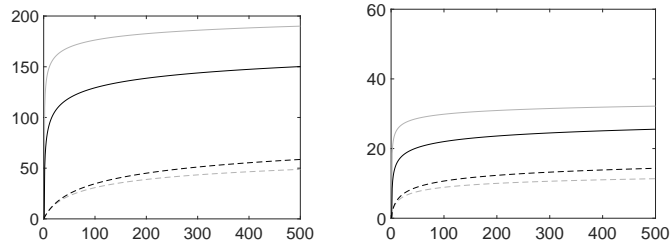
(i) HDP with  $\theta_0 = \theta_1 = 43.3$  (left, gray),  $\theta_0 = \theta_1 = 50$  (left, black),  $\theta_0 = \theta_1 = 25$  (right, gray) and  $\theta_0 = \theta_1 = 5$  (right, black).



(ii) HPYP with  $(\theta_0, \sigma_0) = (\theta_1, \sigma_1) = (29.9, 0.25)$  (left, gray),  $(\theta_0, \sigma_0) = (\theta_1, \sigma_1) = (29.9, 0.5)$  (left, black),  $(\theta_0, \sigma_0) = (\theta_1, \sigma_1) = (5, 0.25)$  (right, gray) and  $(\theta_0, \sigma_0) = (\theta_1, \sigma_1) = (5, 0.5)$  (right, black).



(iii) HDPYP with  $\theta_0 = 30$ ,  $(\theta_1, \sigma_1) = (30, 0.25)$  (left, gray),  $\theta_0 = 30$ ,  $(\theta_1, \sigma_1) = (30, 0.5)$  (left, black),  $\theta_0 = 5$ ,  $(\theta_1, \sigma_1) = (5, 0.25)$  (right, gray) and  $\theta_0 = 5$ ,  $(\theta_1, \sigma_1) = (5, 0.5)$  (right, black).



(iv) HPYDP with  $(\theta_0, \sigma_0) = (30, 0.25)$ ,  $\theta_1 = 30$  (left, gray),  $(\theta_0, \sigma_0) = (30, 0.5)$ ,  $\theta_1 = 30$  (left, black),  $(\theta_0, \sigma_0) = (5, 0.25)$ ,  $\theta_1 = 5$  (right, gray) and  $(\theta_0, \sigma_0) = (5, 0.5)$ ,  $\theta_1 = 5$  (right, black).

## 5 Samplers for Hierarchical Species Sampling Mixtures

Random measures and hierarchical random measures are widely used in Bayesian nonparametric inference (see Hjort et al. (2010) for an introduction) as prior distributions for the parameters of a given density function. In this context a further stage is added to the hierarchical structure of Eq. (29) involving an observation model

$$Y_{i,j} | \xi_{i,j} \stackrel{ind}{\sim} f(\cdot | \xi_{i,j}),$$

where  $f$  is a suitable kernel density (e.g., with respect to the Lebesgue measure). The resulting model is an infinite mixture, which is then the object of Bayesian inference. In this framework, the posterior distribution is usually not tractable and Gibbs sampling has been proposed to approximate the posterior quantities of interest. There are two main classes of samplers for posterior approximation in infinite mixture models: the marginal (see Escobar (1994) and Escobar and West (1995)) and the conditional (Walker (2007), Papaspiliopoulos and Roberts (2008), Kalli et al. (2011)) samplers. See also Favaro and Teh (2013) for an up-to-date review. In this section, we extend the marginal sampler for HDP mixture (see Teh et al. (2006), Teh (2006) and Teh and Jordan (2010)), to our general class of HSSM. We present the sampler for the conjugate case, where the atoms can be integrated out analytically, nevertheless the sampling method can be modified following the auxiliary variable sampler of Neal (2000) and Favaro and Teh (2013).

Following the notation in Section 3.2, we consider the data structure

$$\begin{aligned} Y_{i,j}, c_{i,j} : i \in \mathcal{J}, \text{ and } j = 1, \dots, n_{i..} \\ d_{i,c} : i \in \mathcal{J}, \text{ and } c = 1, \dots, m_i. \\ \phi_d : d \in \mathcal{D}, \end{aligned}$$

where  $Y_{i,j}$  is the  $j$ -th observation in the  $i$ -th group,  $n_{i..} = n_i$  is the total number of observations in the  $i$ -th group, and  $\mathcal{J} = \{1, \dots, I\}$  is the set of group indexes. The latent variable  $c_{i,j}$  denotes the table at which the  $j$ -th "customer" of "restaurant"  $i$  sits and  $d_{i,c}$  the index of the "dish" served at table  $c$  in restaurant  $i$ . The random variables  $\phi_d$  are the "dishes" and  $\mathcal{D} = \{d : d = d_{i,c} \text{ for some } i \in \mathcal{J} \text{ and } c \in \{1, \dots, m_i\}\}$  is the set of indexes of the served dishes.

Let us assume that the distribution  $H$  of the atoms  $\phi_d$ s has density  $h$  (with respect to the Lebesgue measure, or any other reference measure) and the observations  $Y_{i,j}$  have a kernel density  $f(\cdot | \cdot)$ , then our hierarchical infinite mixture model is

$$Y_{i,j} | \phi, \mathbf{c}, \mathbf{d} \stackrel{ind}{\sim} f(\cdot | \phi_{d_{i,c_{i,j}}}), \quad \phi | \mathbf{c}, \mathbf{d} \stackrel{i.i.d.}{\sim} h(\cdot), \quad [\mathbf{c}, \mathbf{d}] \sim HSSM$$

where

$$\begin{aligned} \mathbf{c} &= [c_i : i \in \mathcal{J}], \quad \text{and } c_i = [c_{i,j} : j = 1, \dots, n_{i..}], \\ \mathbf{d} &= [d_{i,c} : i \in \mathcal{J} \text{ and } c = 1, \dots, m_i], \\ \phi &= [\phi_d : d \in \mathcal{D}], \end{aligned}$$

and, with a slight abuse of notation, we write  $[\mathbf{c}, \mathbf{d}] \sim HSSM$  in order to denote the distribution of the labels  $[\mathbf{c}, \mathbf{d}]$  obtained from a  $HSSM$  as in (29). If we define

$$d_{i,j}^* = d_{i,c_{i,j}} \quad \text{and} \quad \mathbf{d}^* = [d_{i,j}^* : i \in \mathcal{J}, j = 1, \dots, n_{i..}]$$

then  $[\mathbf{c}, \mathbf{d}]$  and  $[\mathbf{c}, \mathbf{d}^*]$  contain the same amount of information, indeed  $\mathbf{d}^*$  is a function of  $\mathbf{d}$  and  $\mathbf{c}$ , while  $\mathbf{d}$  is a function of  $\mathbf{d}^*$  and  $\mathbf{c}$ . From now on, we denote with  $\mathbf{Y} = [Y_{i,j} : i \in \mathcal{J}, j = 1, \dots, n_{i..}]$  the set of observations.

## 5.1 Chinese Restaurant Franchise Sampler

If  $f$  and  $H$  are conjugate, the *Chinese Restaurant Franchise Sampler* of Teh et al. (2006) can be generalized and a new sampler can be obtained for our class of models.

Denotes with the superscript  $\bar{\cdot}^{ij}$  the counts and sets in which customer  $j$  in restaurant  $i$  is removed and, analogously, with  $\bar{\cdot}^{ic}$  the counts and sets in which all the customers in table  $c$  of restaurant  $i$  are removed. We denote with  $p(X)$  the density of the random variable  $X$ . It should be clear from the context if this density is with respect to the counting measure (i.e., a discrete distribution), or with respect to the Lebesgue measure. In order to avoid the proliferation of the symbols, we shall use the same letter (e.g.,  $\mathbf{Y}, \phi, \mathbf{c}, \mathbf{d}$ ) to denote both the random variables and their realizations.

The proposed Gibbs sampler simulates iteratively the elements of  $\mathbf{c}$  and  $\mathbf{d}$  from their full conditional distributions, where the latent variables  $\phi_d$  are integrated out analytically. In sampling the latent variable  $\mathbf{c}$ , we need to sample jointly  $[\mathbf{c}, \mathbf{d}^*]$  and, since  $\mathbf{d}$  is a function of  $[\mathbf{c}, \mathbf{d}^*]$ , this also gives a sample for  $\mathbf{d}$ . In order to improve the mixing we re-sample  $\mathbf{d}$  given  $\mathbf{c}$  in a second step. In summary, the sampler iterates for  $i = 1, \dots, I$  according to the following steps:

- (i) sample  $[c_{i,j}, d_{i,j}^*]$  from  $p(c_{i,j}, d_{i,j}^* | \mathbf{Y}, \mathbf{c}^{\bar{\cdot}^{ij}}, \mathbf{d}^{*\bar{\cdot}^{ij}})$  (see Eq. (35)), for  $j = 1, \dots, n_{i..}$ ;
- (ii) (re)-sample  $d_{i,c}$  from  $p(d_{i,c} | \mathbf{Y}, \mathbf{c}, \mathbf{d}^{\bar{\cdot}^{ic}})$  (see Eq. (36)), for  $c = 1, \dots, m_{i..}$ .

In what follows,  $\omega_{n,k}$  and  $\nu_n$  indicate the weights of the predictive distribution of the random partitions  $\Pi^{(i)}$  ( $i = 1, \dots, I$ ) with EPPF  $\mathbf{q}$  (see Section 2.1) and  $\tilde{\omega}_{n,k}$  and  $\tilde{\nu}_n$  the weights of the predictive distribution of the random partitions  $\Pi^{(0)}$  with EPPF  $\mathbf{q}_0$ . Moreover, we set

$$\mathcal{C}_i = \{c : c = c_{i,j} \text{ for some } j = 1, \dots, n_{i..}\}.$$

Finally, for an arbitrary index set  $\mathcal{S}$  and a "dish" label  $d$ , the marginal conditional density of  $\{Y_{i,t}\}_{t \in \mathcal{S}}$  given all the other observations assigned to the cluster  $d$  is

$$p(\{Y_{i,t}\}_{t \in \mathcal{S}} | Y_{i',t'} : (i',t') \in \mathcal{S}_d \setminus \mathcal{S}, \mathbf{c}, \mathbf{d}) = \frac{\int h(\phi) \prod_{i',t' \in \mathcal{S}_d \cup \mathcal{S}} f(Y_{i',t'} | \phi) d\phi}{\int h(\phi) \prod_{i',t' \in \mathcal{S}_d \setminus \mathcal{S}} f(Y_{i',t'} | \phi) d\phi}, \quad (34)$$

where  $\mathcal{S}_d = \{(i',t') : d_{i',t'}^* = d\}$ , and, following Teh et al. (2006), will be denoted by  $f_d(\{Y_{i,t}\}_{t \in \mathcal{S}})$ .

As regards the full conditional  $p(c_{i,j}, d_{i,j}^* | \mathbf{Y}, \mathbf{c}^{\bar{\cdot}^{ij}}, \mathbf{d}^{*\bar{\cdot}^{ij}})$ , the outcomes of the sampling are of three types. The customer  $j$  can sit "alone" at a table,  $c_{i,j} = c^{new}$ , or he/she can sit at a table with other customers,  $c_{i,j} = c^{old}$  where  $c^{old}$  is a table index already present in  $\mathcal{C}_i^{\bar{\cdot}^{ij}}$ . If  $c_{i,j} = c^{old}$ , then  $d_{i,j}^* = d_{i,c^{old}} \in \mathcal{D}^{\bar{\cdot}^{ij}}$ , whereas if  $c_{i,j} = c^{new}$ , then we can have two disjoint events: either  $d_{i,j}^* = d$  for some  $d \in \mathcal{D}^{\bar{\cdot}^{ij}}$  or  $d_{i,j}^* = d$  with  $d \notin \mathcal{D}^{\bar{\cdot}^{ij}}$ , say  $d_{i,j}^* = d^{new}$ . In formula, the full conditional for  $[c_{i,j}, d_{i,j}^*]$  is

$$\begin{aligned} p(c_{i,j} = c^{old}, d_{i,j}^* = d_{i,c^{old}} | \mathbf{Y}, \mathbf{c}^{\bar{\cdot}^{ij}}, \mathbf{d}^{*\bar{\cdot}^{ij}}) &\propto \omega_{n_{i..}-1, c^{old}}(\mathbf{c}_i^{\bar{\cdot}^{ij}}) f_{d_{i,c^{old}}}(\{Y_{i,j}\}), \\ p(c_{i,j} = c^{new}, d_{i,j}^* = d^{old} | \mathbf{Y}, \mathbf{c}^{\bar{\cdot}^{ij}}, \mathbf{d}^{*\bar{\cdot}^{ij}}) &\propto \nu_{n_{i..}-1}(\mathbf{c}_i^{\bar{\cdot}^{ij}}) \tilde{\omega}_{m_{i..}, d^{old}}(\mathbf{d}^{\bar{\cdot}^{ij}}) f_{d^{old}}(\{Y_{i,j}\}), \\ p(c_{i,j} = c^{new}, d_{i,j}^* = d^{new} | \mathbf{Y}, \mathbf{c}^{\bar{\cdot}^{ij}}, \mathbf{d}^{*\bar{\cdot}^{ij}}) &\propto \nu_{n_{i..}-1}(\mathbf{c}_i^{\bar{\cdot}^{ij}}) \tilde{\nu}_{m_{i..}}(\mathbf{d}^{\bar{\cdot}^{ij}}) f_{d^{new}}(\{Y_{i,j}\}), \end{aligned} \quad (35)$$

where

$$\omega_{n_{i..}-1, c^{old}}(\mathbf{c}_i^{\bar{\cdot}^{ij}}) = \omega_{n_{i..}-1, c^{old}}(n_{i1.}^{\bar{\cdot}^{ij}}, \dots, n_{im_i.}^{\bar{\cdot}^{ij}}), \quad \nu_{n_{i..}-1}(\mathbf{c}_i^{\bar{\cdot}^{ij}}) = \nu_{n_{i..}-1}(n_{i1.}^{\bar{\cdot}^{ij}}, \dots, n_{im_i.}^{\bar{\cdot}^{ij}}),$$

and

$$\tilde{\omega}_{m_{i..}, d^{old}}(\mathbf{d}^{\bar{\cdot}^{ij}}) = \tilde{\omega}_{m_{i..}, d^{old}}(m_{.1}^{\bar{\cdot}^{ij}}, \dots, m_{.|\mathcal{D}^{\bar{\cdot}^{ij}}|}^{\bar{\cdot}^{ij}}), \quad \tilde{\nu}_{m_{i..}}(\mathbf{d}^{\bar{\cdot}^{ij}}) = \tilde{\nu}_{m_{i..}}(m_{.1}^{\bar{\cdot}^{ij}}, \dots, m_{.|\mathcal{D}^{\bar{\cdot}^{ij}}|}^{\bar{\cdot}^{ij}}).$$



The second step of the sampler is related to the full conditional  $p(d_{i,c}|\mathbf{Y}, \mathbf{c}, \mathbf{d}^{\bar{i}c})$ . Denote with  $\bar{i}c$  the counts and sets in which all the customer in table  $c$  of restaurant  $i$  are removed. Then, the full conditional for  $d_{i,c}$  is

$$\begin{aligned} p(d_{i,c} = d^{new}|\mathbf{Y}, \mathbf{c}, \mathbf{d}^{\bar{i}c}) &\propto \tilde{\nu}_{m,\bar{i}c}(\mathbf{d}^{\bar{i}c}) f_{d^{new}}(\{Y_{i,j} : (i,j) \in \mathcal{S}_{i,c}\}), \\ p(d_{i,c} = d^{old}|\mathbf{Y}, \mathbf{c}, \mathbf{d}^{\bar{i}c}) &\propto \tilde{\omega}_{m,\bar{i}c,d^{old}}(\mathbf{d}^{\bar{i}c}) f_{d^{old}}(\{Y_{i,j} : (i,j) \in \mathcal{S}_{i,c}\}), \end{aligned} \quad (36)$$

where  $d^{old}$  runs in  $\mathcal{D}^{\bar{i}c}$ .

If needed one can always sample  $\phi$  given  $[\mathbf{Y}, \mathbf{c}, \mathbf{d}]$ , from the conditional distribution

$$p(\phi|\mathbf{Y}, \mathbf{c}, \mathbf{d}) \propto \prod_{d \in \mathcal{D}} h(\phi_d) \prod_{(i,j): d_{i,j}^* = d} f(Y_{i,j}|\phi_d). \quad (37)$$

The detailed derivations of the full conditional distributions are given in Appendix B.

## 5.2 Approximating predictive distributions

The posterior predictive distribution  $p(Y_{i,n_i+1}|\mathbf{Y})$  can be approximated by

$$\frac{1}{M} \sum_{m=1}^M p(Y_{i,n_i+1}|\mathbf{Y}, \mathbf{c}^{(m)}, \mathbf{d}^{*(m)}),$$

where  $(\mathbf{c}^{(m)}, \mathbf{d}^{*(m)})_{m=1,\dots,M}$  is the output of  $M$  iterations of Gibbs sampler and

$$p(Y_{i,n_i+1}|\mathbf{Y}, \mathbf{c}, \mathbf{d}^*) = \sum_{c_{i,n_i+1}, d_{i,n_i+1}^*} p(Y_{i,n_i+1}|\mathbf{Y}, \mathbf{c}, \mathbf{d}^*, c_{i,n_i+1}, d_{i,n_i+1}^*) p(c_{i,n_i+1}, d_{i,n_i+1}^*|\mathbf{Y}, \mathbf{c}, \mathbf{d}^*) \quad (38)$$

is the conditional predictive distribution. The first term appearing in the conditional predictive can be written as

$$p(Y_{i,n_i+1}|\mathbf{Y}, \mathbf{c}, \mathbf{d}^*, c_{i,n_i+1}, d_{i,n_i+1}^*) \propto \int f(Y_{i,n_i+1}|\phi) \prod_{i't': d_{i't'}^* = d_{i,n_i+1}^*} f(Y_{i't'}|\phi) h(\phi) d\phi. \quad (39)$$

As for the second term is concerned, one gets

$$p(c_{i,n_i+1}, d_{i,n_i+1}^*|\mathbf{Y}, \mathbf{c}, \mathbf{d}^*) = p(c_{i,n_i+1}, d_{i,n_i+1}^*|\mathbf{c}, \mathbf{d}) \quad (40)$$

with

$$p(c_{i,n_i+1} = c, d_{i,n_i+1}^* = d|\mathbf{c}, \mathbf{d}) = \begin{cases} \omega_{n_{i,\dots,c^{old}}}(\mathbf{c}_i), & \text{if } c = c^{old}, d = d_{i,c^{old}}, \\ \nu_{n_{i,\dots}}(\mathbf{c}_i) \tilde{\omega}_{m,\dots,d^{old}}(\mathbf{d}), & \text{if } c = c^{new}, d = d^{old}, \\ \nu_{n_{i,\dots}}(\mathbf{c}_i) \tilde{\nu}_{m,\dots}(\mathbf{d}), & \text{if } c = c^{new}, d = d^{new}. \end{cases} \quad (41)$$

See Appendix B for details.

Summation and integration in (38)-(39) can be avoided by using the following approximation of the predictive  $p(Y_{i,n_i+1}|\mathbf{Y})$

$$\frac{1}{M} \sum_{m=1}^M f\left(Y_{i,n_i+1}|\phi_{d_{i,n_i+1}^*}^{(m)}\right),$$

where  $(c_{i,n_i+1}^{(m)}, d_{i,n_i+1}^{*(m)})$  is sampled from (41), and  $\phi_{d_{i,n_i+1}^*}^{(m)}$  given  $(c_{i,n_i+1}^{(m)}, d_{i,n_i+1}^{*(m)})$  from

$$p\left(\phi_{d_{i,n_i+1}^*}^{(m)}|c_{i,n_i+1}^{(m)}, d_{i,n_i+1}^{*(m)}, \mathbf{Y}, \mathbf{c}, \mathbf{d}\right) \propto h\left(\phi_{d_{i,n_i+1}^*}^{(m)}\right) \prod_{(i,j): d_{i,j}^* = d_{i,n_i+1}^*} f\left(Y_{i,j}|\phi_{d_{i,n_i+1}^*}^{(m)}\right)$$

at each Gibbs iteration.

## 6 Illustrations

### 6.1 Simulation Experiments

This section illustrates the performance of the Gibbs sampler described in the previous section when applied to different processes (HDP, HPYP, HGP, HDPYP, HPYDP, HGDP and HGPYP) and sets of synthetic data. In the first experimental setting, we consider three groups of observations from three-component normal mixtures with common mixture components, but different mixture probabilities:

$$\begin{aligned} Y_{1j} &\stackrel{iid}{\sim} 0.3\mathcal{N}(-5, 1) + 0.3\mathcal{N}(0, 1) + 0.4\mathcal{N}(5, 1), \quad j = 1, \dots, 100, \\ Y_{2j} &\stackrel{iid}{\sim} 0.3\mathcal{N}(-5, 1) + 0.7\mathcal{N}(0, 1), \quad j = 1, \dots, 50, \\ Y_{3j} &\stackrel{iid}{\sim} 0.8\mathcal{N}(-5, 1) + 0.1\mathcal{N}(0, 1) + 0.1\mathcal{N}(5, 1), \quad j = 1, \dots, 50. \end{aligned}$$

The parameters of the different prior processes are chosen such that the marginal expected value is  $\mathbb{E}(D_{i,t}) = 5$  and the variance is between 1.97 and 3.53 (see panel (a) in Tab. 3 and left panel in Fig. 8, Appendix D).

In the second experimental setting, we consider ten groups of observations from two-component normal mixtures with one common component and different mixing probabilities:

$$Y_{ij} \stackrel{iid}{\sim} 0.7\mathcal{N}(-5, 1) + 0.3\mathcal{N}(-4 + i, 1), \quad j = 1, \dots, 50.$$

The parameters of the different prior processes are chosen such that the marginal expected value is  $\mathbb{E}(D_{i,t}) = 10$  and the variance is between 4.37 and 6.53 (see panel (b) in Tab. 3 and right panel in Fig. 8, Appendix D).

For each settings we generate 50 independent dataset and run the marginal sampler described in the previous section with 6000 iterations to approximate the posterior predictive distribution and the posterior distribution of the clustering variables  $\mathbf{c}$  and  $\mathbf{d}$ . We discard the first 1.000 iterations of each run. All inferences are averaged over the 50 independent runs.

We study the goodness of fit of each model by evaluating its co-clustering errors and predictive abilities (see Favaro and Teh (2013) and Dahl (2006)). We put  $\mathbf{d}^{(m)}$  in the vector form  $\tilde{\mathbf{d}}^{(m)} = (d_{1,c_{11}}^{(m)}, \dots, d_{1,c_{1n_1}}^{(m)}, \dots, d_{I,c_{I1}}^{(m)}, \dots, d_{I,c_{In_I}}^{(m)})$ ,  $m = 1, \dots, M$ , where  $M$  is the number of Gibbs iterations. The co-clustering matrix of posterior pairwise probabilities of joint classification is estimated by:

$$P_{lk} = \frac{1}{M} \sum_{m=1}^M \delta_{\{\tilde{d}_l^{(m)}\}} \left( \tilde{d}_k^{(m)} \right) \quad l, k = 1, \dots, n_{\dots}$$

Let  $\tilde{\mathbf{d}}_0$  be the vector of the true values of the clustering variable  $\tilde{\mathbf{d}}$ . The co-clustering error can be measured as the average  $L_1$  distance between the true pairwise co-clustering matrix,  $\delta_{\{d_{0l}\}}(d_{0k})$  and the estimated co-clustering probability matrix,  $P_{lk}$ , i.e.:

$$CN = \frac{1}{n_{\dots}^2} \sum_{l=1}^{n_{\dots}} \sum_{k=1}^{n_{\dots}} |\delta_{\{d_{0l}\}}(d_{0k}) - P_{lk}|. \quad (42)$$

An alternative measure can be defined by using the Hamming norm and the estimated co-clustering matrix,  $\mathbb{I}(P_{lk} > 0.5)$ , i.e.

$$CN^* = \frac{1}{n_{\dots}^2} \sum_{l=1}^{n_{\dots}} \sum_{k=1}^{n_{\dots}} |\delta_{\{d_{0l}\}}(d_{0k}) - \mathbb{I}(P_{lk} > 0.5)|. \quad (43)$$

Table 1: Model accuracy for seven HSSMs in two experimental settings (panel (a) and (b)) using different measures: co-clustering norm ( $CN$ ), threshold co-clustering norm ( $CN^*$ ), predictive score ( $SC$ ), posterior median ( $\widehat{q_{0.5}(D)}$ ) and variance ( $\widehat{V}(D)$ ) of the number of clusters. The accuracy and its standard deviation (in parenthesis) have been estimated with 50 independent MCMC experiments. Each experiment consists in 6000 MCMC iterations.

	HDP	HPYP	HGP	HDPYP	HPYDP	HGDP	HGPYP
(a) Three-component normal mixtures							
$CN$	0.0975 (0.0032)	0.0829 (0.0035)	0.1220 (0.0040)	0.0668 (0.0026)	0.0888 (0.0037)	0.1018 (0.0032)	0.0982 (0.0033)
$CN^*$	0.0073 (0.0031)	0.0056 (0.0014)	0.0311 (0.0018)	0.0053 (0.0024)	0.0057 (0.0020)	0.0079 (0.0028)	0.0070 (0.0023)
$SC$	0.5732 (0.0187)	0.5556 (0.0186)	0.6121 (0.0193)	0.5368 (0.0197)	0.5651 (0.0199)	0.5872 (0.0200)	0.5917 (0.0205)
$\widehat{q_{0.5}(D)}$	7 (0)	7 (0)	6.7 (0.4629)	5 (0)	6.96 (0.1979)	6.04 (0.1979)	6 (0)
$\widehat{V}(D)$	3.3365 (0.1195)	4.5520 (0.2014)	2.5166 (0.0994)	2.1800 (0.0882)	4.2211 (0.1563)	2.3580 (0.1144)	2.3509 (0.0958)
(b) Two-component normal mixtures							
$CN$	0.3120 (0.0078)	0.2570 (0.0061)	0.4115 (0.0062)	0.2674 (0.0076)	0.2825 (0.0073)	0.4003 (0.0066)	0.3967 (0.0057)
$CN^*$	0.1870 (0.0091)	0.1598 (0.0011)	0.5558 (0.0016)	0.1568 (0.0012)	0.1617 (0.0035)	0.5508 (0.0047)	0.5462 (0.0053)
$SC$	2.2666 (0.0239)	2.2217 (0.0300)	2.2657 (0.0222)	2.1186 (0.0239)	2.1612 (0.0222)	2.2855 (0.0254)	2.3054 (0.0238)
$\widehat{q_{0.5}(D)}$	19.14 (0.3505)	19 (0)	14.98 (0.1414)	15.34 (0.4785)	22 (0)	14.14 (0.3505)	14.04 (0.1979)
$\widehat{V}(D)$	9.3477 (0.2949)	11.8293 (0.4377)	6.4858 (0.3676)	6.5009 (0.2179)	13.2239 (0.4273)	6.0336 (0.3515)	5.8835 (0.3315)

Both accuracy measures  $CN$  and  $CN^*$  attain 0 in absence of co-clustering error and 1 when co-clustering is mispredicted.

The  $L_1$  distance between the true group-specific densities,  $f(Y_{i,n_i+1})$  and the corresponding posterior predictive densities,  $p(Y_{i,n_i+1}|\mathbf{Y})$ , can be used to define the predictive score, i.e.:

$$SC = \frac{1}{I} \sum_{i=1}^I \int |f(Y_{i,n_i+1}) - p(Y_{i,n_i+1}|\mathbf{Y})| dY_{i,n_i+1}.$$

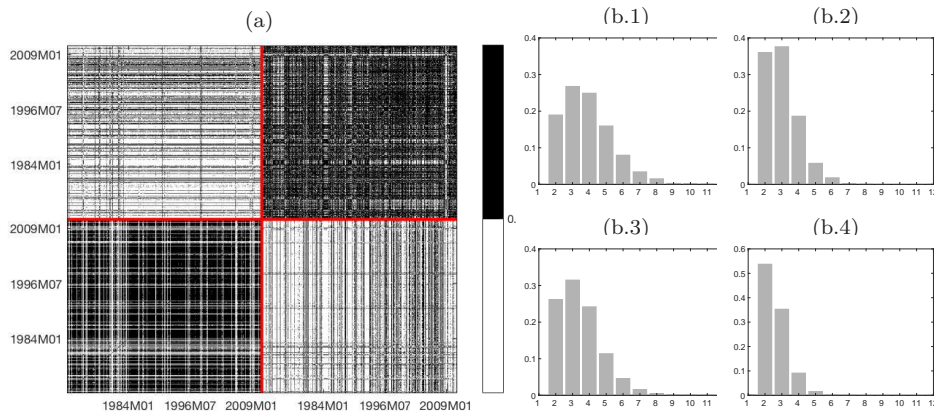
Finally, we consider the posterior median ( $\widehat{q_{0.5}(D)}$ ) and variance ( $\widehat{V}(D)$ ) of the total number of clusters  $D$ .

The results in Tab. 1 point out similar co-clustering accuracy across HSSMs and experiments. For the exemplification purposes we report in Fig. 9 and 10 in Appendix D  $P_{lk}$  and  $\mathbb{I}(P_{lk} > 0.5)$  for one of the 50 experiments. In comparison to the other HSSMs, HPYP and HDPYP have significantly small co-clustering errors,  $CN$  and  $CN^*$ . As regard the predictive score  $SC$ , the seven HSSMs behave similarly in the three-component mixture experiment, whereas in the two-component experiment the HDPYP performs slightly better with respect to the other HSSMs (see also predictive densities Fig. 11 in Appendix D).

The posterior number of clusters for the HDPYP and the Hierarchical Gnedin processes, HGP, HGPDP and HGPYP (see Tab. 1), is significantly closer to the true value (3 and 11 for the first and second experiment, respectively). The HDP, HPYP and HPYDP processes tend to have extra clusters causes the posterior number of clusters to be inflated (see  $\widehat{V}(D)$  in Tab 1 and Fig. 12 in Appendix D); conversely the HDPYP and the Hierarchical Gnedin processes have a smaller dispersion of the number of clusters.

In our set of experiments, we can conclude that using the Pitman-Yor process at some stage of the hierarchy may lead to a better accuracy. The HDPYP did reasonably well in all our

Figure 3: (a) Co-clustering matrix for the US (bottom left block) and EU (top right block) business cycles and cross-co-clustering (main diagonal blocks) between US and EU. (b) Posterior number of clusters. Total (b.1), marginal for US (b.2) and EU (b.3) and common (b.4).



experiments in line with previous findings on hierarchical Dirichlet and Pitman-Yor process for topic models (see Du et al. (2010); Buntine and Mishra (2014)). Also Hierarchical Gnedin processes tend to over-perform other HSSMs in estimating the posterior number of clusters.

Finally, we would not say that either model is uniformly better than the other, rather, following Miller and Harrison (2017) one should use the model that is best suited to the application. A Bayesian nonparametric analysis should include robustness checks of the results not only with respect to the hyperparameters of the chosen prior, but also with respect to the prior in the general HSSM class. Alternatively, averaging of models with different HSSM priors could be considered (see Hoeting et al. (1999))

## 6.2 Real Data Application

The data contains the seasonally and working day adjusted industrial production indexes (IPI) at a monthly frequency from April 1971 to January 2011 for both United States (US) and European Union (EU) and has been previously analysed by Bassetti et al. (2014). We generate autoregressive-filtered IPI quarterly growth rates by calculating the residuals of Vector autoregressive model of order 4.

We follow a Bayesian nonparametric approach based on HSSM prior for the estimation of the number of regimes or structural breaks. Based on the simulation results, we focus on the HPYP with hyperparameters,  $(\theta_0, \sigma_0) = (1.2, 0.2)$  and  $(\theta_1, \sigma_1) = (2, 0.2)$  such that the prior mean and variance of the number of clusters are 5.48 and 23.71, respectively. The main results of the nonparametric inference can be summarized through the implied data clustering (panel (a) of Fig. 3) and the marginal, total and common posterior number of clusters (panel (b)).

One of the most striking feature of the co-clustering in Fig. 3 is that in the first and second block of the minor diagonal there are vertical and horizontal white lines. They correspond to observations of the two series, which belong to the same cluster and are associated with crisis periods.

Another feature that motivates the use of HSSMs are the black horizontal and vertical lines in the two main diagonal blocks. They correspond to observation from two different groups allocated to common clusters.

The appearance of the posterior total number of clusters (see panel b.1) suggests that at least three clusters should be used in a joint modelling of the US and EU business cycle. The larger

dispersion of the marginal number of cluster for EU (b.3) with respect to US (b.2) confirms the evidence in Bassetti et al. (2014) of a larger heterogeneity in the EU cycle. Finally, we found evidence (panel b.4) two common clusters of observations between the EU and the US business cycles.

## 7 Conclusions

We propose generalized species sampling sequences as a general unified framework for constructing hierarchical random probability measures. The new class of hierarchical species sampling models (HSSM) includes some existing nonparametric priors, such as the hierarchical Dirichlet process, and other new measures such as the hierarchical Gnedin and the hierarchical mixtures of finite mixtures. In the proposed framework we derive the distribution of the marginal and total number of clusters under general assumptions for the base measure, which is useful for setting prior distribution in the applications to Bayesian nonparametric inference. Also, our assumptions allow for non-diffuse base measures, such as the spike-and-slab prior, used in sparse Bayesian nonparametric modeling. We show that HSSMs allow for the franchise Chinese restaurant representation and provide a general Gibbs sampler, which is appealing for posterior approximation in Bayesian inference.

## References

- Aldous, D. J. (1985). Exchangeability and related topics. In *École d'été de probabilités de Saint-Flour, XIII—1983*, volume 1117 of *Lecture Notes in Math.*, pages 1–198. Springer, Berlin.
- Arratia, R., Barbour, A. D., and S., T. (2003). *Logarithmic combinatorial structures: a probabilistic approach*. European Mathematical Society.
- Bacallado, S., Battiston, M., Favaro, S., and Trippa, L. (2017). Sufficientness postulates for Gibbs-type priors and hierarchical generalizations. *Statistical Science*, 32(4):487–500.
- Bassetti, F., Casarin, R., and Leisen, F. (2014). Beta-product dependent pitman-Yor processes for Bayesian inference. *Journal of Econometrics*, 180(1):49–72.
- Buntine, W. L. and Mishra, S. (2014). Experiments with non-parametric topic models. In *Proceedings of the 20th ACM SIGKDD International Conference on Knowledge Discovery and Data Mining, KDD 2014, New York, NY, USA*. ACM., pages 881–890.
- Camerlenghi, F., Lijoi, A., Orbanz, P., and Pruenster, I. (2018). Distribution theory for hierarchical processes. *Annals of Statistics*.
- Canale, A., Lijoi, A., Nipoti, B., and Prünster, I. (2017). On the pitman–yor process with spike and slab base measure. *Biometrika*, 104(3):681–697.
- Castillo, I., Schmidt-Hieber, J., and van der Vaart, A. (2015). Bayesian linear regression with sparse priors. *Ann. Statist.*, 43(5):1986–2018.
- Cerquetti, A. (2013). Marginals of multivariate gibbs distributions with applications in bayesian species sampling. *Electron. J. Statist.*, 7:697–716.
- Dahl, D. B. (2006). Model-based clustering for expression data via a Dirichlet process mixture model. In Do, K.-A., Müller, P. P., and Vannucci, M., editors, *Bayesian Inference for Gene Expression and Proteomics*, pages 201–218. Cambridge University Press.

- Daley, D. J. and Vere-Jones, D. (2008). *An introduction to the theory of point processes. Vol. II. Probability and its Applications* (New York). Springer, New York, second edition. General theory and structure.
- De Blasi, P., Favaro, S., Lijoi, A., Mena, R. H., Prunster, I., and Ruggiero, M. (2015). Are Gibbs-type priors the most natural generalization of the Dirichlet process? *IEEE Transactions on Pattern Analysis & Machine Intelligence*, 37(2):212–229.
- de Haan, L. and Ferreira, A. (2006). *Extreme value theory*. Springer Series in Operations Research and Financial Engineering. Springer, New York. An introduction.
- Diaconis, P. and Ram, A. (2012). A probabilistic interpretation of the Macdonald polynomials. *Annals of Probability*, 40(5):1861–1896.
- Donnelly, P. (1986). Partition structures, Pólya urns, the Ewens sampling formula, and the ages of alleles. *Theoret. Population Biol.*, 30(2):271–288.
- Donnelly, P. and Grimmett, G. (1993). On the asymptotic distribution of large prime factors. *J. London Math. Soc. (2)*, 47(3):395–404.
- Du, L., Buntine, W., and Jin, H. (2010). A segmented topic model based on the two-parameter Poisson-Dirichlet process. *Mach. Learn.*, 81(1):5–19.
- Dubey, A., Williamson, S., and Xing, E. (2014). Parallel markov chain monte carlo for pitman-yor mixture models. In *Uncertainty in Artificial Intelligence - Proceedings of the 30th Conference, UAI 2014*, pages 142–151.
- Escobar, M. (1994). Estimating normal means with a Dirichlet process prior. *Journal of the American Statistical Association*, 89(425):268–277.
- Escobar, M. and West, M. (1995). Bayesian density estimation and inference using mixtures. *Journal of the American Statistical Association*, 90(430):577–588.
- Ewens, W. J. (1972). The sampling theory of selectively neutral alleles. *Theoret. Population Biology*, 3:87–112; erratum, *ibid.* 3 (1972), 240; erratum, *ibid.* 3 (1972), 376.
- Favaro, S. and Teh, Y. W. (2013). Mcmc for normalized random measure mixture models. *Statistical Science*, 28(3):335–359.
- George, E. I. and McCulloch, R. E. (1993). Variable selection via gibbs sampling. *Journal of the American Statistical Association*, 88(423):881–889.
- Gnedin, A. (2010). A species sampling model with finitely many types. *Electronic Communications in Probability*, 15(8):79–88.
- Gnedin, A. and Pitman, J. (2005). Exchangeable Gibbs partitions and Stirling triangles. *Zap. Nauchn. Sem. S.-Peterburg. Otdel. Mat. Inst. Steklov. (POMI)*, 325(Teor. Predst. Din. Sist. Komb. i Algoritm. Metody. 12):83–102, 244–245.
- Hjort, N. L., Homes, C., Müller, P., and Walker, S. G. (2010). *Bayesian Nonparametrics*. Cambridge University Press.
- Hoeting, J. A., Madigan, D., Raftery, A. E., and Volinsky, C. T. (1999). Bayesian Model Averaging: A Tutorial. *Statistical Science*, 14(4):382–417.

- Hoppe, F. M. (1984). Pólya-like urns and the Ewens' sampling formula. *J. Math. Biol.*, 20(1):91–94.
- James, L. F., Lijoi, A., and Prünster, I. (2009). Posterior analysis for normalized random measures with independent increments. *Scand. J. Stat.*, 36(1):76–97.
- Kalli, M., Griffin, J. E., and Walker, S. (2011). Slice sampling mixture models. *Statistics and Computing*, 21(1):93–105.
- Kingman, J. F. C. (1967). Completely random measures. *Pacific Journal of Mathematics*, 21(1):59–78.
- Kingman, J. F. C. (1978). The representation of partition structures. *J. London Math. Soc. (2)*, 18(2):374–380.
- Kingman, J. F. C. (1980). *Mathematics of genetic diversity*, volume 34 of *CBMS-NSF Regional Conference Series in Applied Mathematics*. Society for Industrial and Applied Mathematics (SIAM), Philadelphia, Pa.
- Lau, J. W. and Green, P. J. (2007). Bayesian model-based clustering procedures. *Journal of Computational and Graphical Statistics*, 16(3):526–558.
- Lim, K. W., Buntine, W., Chen, C., and Du, L. (2016). Nonparametric Bayesian topic modelling with the hierarchical Pitman-Yor processes. *Internat. J. Approx. Reason.*, 78(C):172–191.
- Miller, J. and Harrison, M. (2017). Mixture models with a prior on the number of components. *Journal of the American Statistical Association*.
- Müller, P. and Quintana, F. (2010). Random partition models with regression on covariates. *Journal of Statistical Planning and Inference*, 140(10):2801–2808.
- Navarro, D. J., Griffiths, T. L., Steyvers, M., and Lee, M. D. (2006). Modeling individual differences using dirichlet processes. *Journal of Mathematical Psychology*, 50(2):101 – 122.
- Neal, R. (2000). Markov Chain sampling methods for Dirichlet process mixture models. *Journal of Computational and Graphical Statistics*, 9(2):249–265.
- Nguyen, X. (2016). Borrowing strength in hierarchical bayes: Posterior concentration of the dirichlet base measure. *Bernoulli*, 22(3):1535–1571.
- Papaspiliopoulos, O. and Roberts, G. O. (2008). Retrospective markov chain monte carlo methods for dirichlet process hierarchical models. *Biometrika*, 95(1):169–186.
- Pitman, J. (1995). Exchangeable and partially exchangeable random partitions. *Probab. Th. Rel. Fields*, 102(2):145–158.
- Pitman, J. (1996). Some developments of the Blackwell-MacQueen urn scheme. In *Statistics, probability and game theory*, volume 30 of *IMS Lecture Notes Monogr. Ser.*, pages 245–267. Inst. Math. Statist., Hayward, CA.
- Pitman, J. (2003). Poisson-Kingman partitions. In *Statistics and science: a Festschrift for Terry Speed*, volume 40 of *IMS Lecture Notes Monogr. Ser.*, pages 1–34. Inst. Math. Statist., Beachwood, OH.
- Pitman, J. (2006). *Combinatorial Stochastic Processes*, volume 1875. Springer-Verlag.

- Pitman, J. and Yor, M. (1997). The two-parameter Poisson-Dirichlet distribution derived from a stable subordinator. *The Annals of Probability*, 25(2):855–900.
- Prunster, I. and Ruggiero, M. (2013). A bayesian nonparametric approach to modeling market share dynamics. *Bernoulli*, 19(1):64–92.
- Regazzini, E., Lijoi, A., and Prünster, I. (2003). Distributional results for means of normalized random measures with independent increments. *Annals of Statistics*, 31(2):560–585.
- Rockova, V. (2018). Bayesian estimation of sparse signals with a continuous spike-and-slab prior. *Annals of Statistics*.
- Rockova, V. and George, E. I. (2017). The Spike-and-Slab LASSO. *Journal of the American Statistical Association*.
- Sangalli, L. M. (2006). Some developments of the normalized random measures with independent increments. *Sankhyā*, 68(3):461–487.
- Sohn, K.-A. and Xing, E. P. (2009). A hierarchical dirichlet process mixture model for haplotype reconstruction from multi-population data. *The Annals of Applied Statistics*, 3(2):791–821.
- Suarez, A. J. and Ghosal, S. (2016). Bayesian clustering of functional data using local features. *Bayesian Analysis*, 11(1):71–98.
- Teh, Y. and Jordan, M. I. (2010). Hierarchical Bayesian nonparametric models with applications. In Hjort, N. L., Holmes, C., Müller, P., and Walker, S., editors, *Bayesian Nonparametrics*. Cambridge University Press.
- Teh, Y. W. (2006). A hierarchical bayesian language model based on pitman-yor processes. In *Proceedings of the 21st International Conference on Computational Linguistics and the 44th Annual Meeting of the Association for Computational Linguistics*, ACL-44, pages 985–992, Stroudsburg, PA, USA. Association for Computational Linguistics.
- Teh, Y. W., Jordan, M. I., Beal, M. J., and Blei, D. M. (2006). Hierarchical Dirichlet processes. *Journal of the American Statistical Association*, 101(476):1566–1581.
- Walker, S. G. (2007). Sampling the dirichlet mixture model with slices. *Communications in Statistics - Simulation and Computation*, 36(1):45–54.
- Wood, F., Archambeau, C., Gasthaus, J., James, L. F., and Teh, Y. W. (2009). A stochastic memoizer for sequence data. In *International Conference on Machine Learning (ICML)*, volume 26, pages 1129–1136.



# A Homogeneous Normalized Random Measures

A *completely additive random measure* on a Polish space  $\mathbb{X}$  is a random measure  $\tilde{\mu}$  such that, for any measurable collection  $\{A_1, \dots, A_k\}$  ( $k \geq 1$ ) of pairwise disjoint measurable subsets of  $\mathbb{X}$ , the random variables  $\tilde{\mu}(A_1), \dots, \tilde{\mu}(A_k)$  are stochastically independent. Under very general assumption ( $\Sigma$ -boundeness), such random measures can be written as the sum of three independent random measures: a deterministic measure, an atomic random measure with fixed atoms  $\sum_{i \geq 1} U_i \delta_{x_i}$  (where the points  $x_1, x_2, \dots$  are fixed in  $\mathbb{X}$  and  $U_i$  are independent positive random variables) and the ordinary component, i.e. a discrete random measure  $\tilde{\mu}_O$  without fixed atoms. This last measure can be express as an integral of a Poisson random measure  $N$  on  $\mathbb{X} \times \mathbb{R}^+$ , more precisely as  $\tilde{\mu}_O(A) = \int_{A \times \mathbb{R}^+} y N(dxdy)$  (see Kingman (1967)).

To define the Normalized Random Measures, we consider the sub-class of completely random measures, without deterministic component, characterized by the Laplace functional

$$\mathbb{E}(e^{-\lambda \tilde{\mu}(A)}) = \exp \left\{ - \int_{A \times \mathbb{R}^+} (1 - e^{-\lambda y}) \nu(dxdy) \right\} \quad (\lambda > 0, A \in \mathcal{B}(\mathbb{X})), \quad (44)$$

where  $\mathcal{B}(\mathbb{X})$  is the Borel  $\sigma$ -field on  $\mathbb{X}$  and  $\nu$  a  $\sigma$ -finte measure on  $\mathbb{X} \times \mathbb{R}^+$ . In particular, if  $\nu(\{x\} \times \mathbb{R}^+) = 0$  for every  $x \in \mathbb{X}$ , then  $\tilde{\mu}$  is the most general form of the ordinary component of a completely random measure, see Chapter 10.1 in Daley and Vere-Jones (2008). If we allow  $\nu$  to have atomic components in  $\mathbb{X}$ , i.e. if  $\nu(\{x\} \times \mathbb{R}^+) > 0$  for some  $x \in D \subset \mathbb{X}$  ( $D$  countable), it is not difficult to prove that  $\tilde{\mu} = \tilde{\mu}_{FA} + \tilde{\mu}_O$  for two independent completely random measures,  $\tilde{\mu}_{FA}$  with fixed atoms on  $D$  and  $\tilde{\mu}_O$  ordinary with Levy measures  $\nu(dxdy) - \sum_{x \in D} \nu(\{x\} dy)$ . Note that it is not in contradiction with Kingman's result as stated for instance in Theorem 10.1.III of Daley and Vere-Jones (2008), since in that statement the nonatomicity of  $\nu$  is assumed only in order to ensure uniqueness in the representation. With few exceptions, fixed atoms are in general ignored in the Bayesian nonparametrics literature, but for our proposes it is fundamental to assume possible atoms (at least of the previous particular type).

To go further, we require the following two regularity conditions:

$$\int_{\mathbb{X} \times \mathbb{R}^+} (1 - e^{-\lambda y}) \nu(dxdy) < +\infty, \quad \forall \lambda > 0, \quad (45)$$

which entails that  $\tilde{\mu}(\mathbb{X}) < +\infty$  a.s., while the second condition

$$\nu(\mathbb{X} \times \mathbb{R}^+) = +\infty \quad (46)$$

entails that  $\tilde{\mu}(\mathbb{X}) > 0$  a.s. (see Regazzini et al. (2003)). Under these regularity conditions, following Regazzini et al. (2003), one can define a *normalized completely random measure* (or equivalently a *normalized random measure with independent increments*, NRMI) setting

$$p(\cdot) := \frac{\tilde{\mu}(\cdot)}{\tilde{\mu}(\mathbb{X})}.$$

The so-called *normalized homogeneous random measure* of parameter  $(\theta, \rho, H)$ ,  $NRMI(\theta, \eta, H)$ , is obtained for the special case

$$\nu(dxdy) = \theta H(dx) \eta(dy), \quad (47)$$

$\theta$  being a positive number,  $H$  a probability measure on  $\mathbb{X}$  and  $\eta$  a measure on  $\mathbb{R}^+$  such that  $\eta(\mathbb{R}^+) = +\infty$  and  $\int_{\mathbb{R}^+} (1 - e^{-\lambda y}) \eta(dy) < +\infty$  for every positive  $\lambda$ .

The most classical example of NRMI is the Dirichlet process, characterized by  $\eta(dv) = v^{-1} e^{-v} dv$  and the connection between NRMI and *SSrp* is clarified in the following proposition.

**Proposition 13.** *Let  $p$  be a normalized homogeneous random measure of parameter  $(\theta, \eta, H)$ , where  $\eta$  is absolutely continuous with respect to the Lebesgue measure and  $H$  any probability measures on  $\mathbb{X}$ , then  $p$  is a  $SSrp(\mathfrak{q}, H)$  for  $\mathfrak{q}$  specified by (13)-(14).*

*Proof.* We start by proving that  $p$  can be represented as a  $SSrp$ . Let  $\tilde{N}$  be a inhomogeneous Poisson point process on  $\mathbb{R}^+$  with  $\sigma$ -finite Lévy measure  $\tilde{\eta}(y)dy = \theta\eta(y)dy$ . Let  $(Z_j)_j$  be a sequence of i.i.d. random variables on  $\mathbb{X}$  with distribution  $H$ , independent of  $\tilde{N}$ . Denote by  $(J_1, J_2, \dots)$  the jumps of the Poisson process  $\tilde{N}$ , i.e.  $\tilde{N}(dy) = \sum_j \delta_{J_j}(dy)$ , and set

$$\mu(dx) = \sum_j \delta_{Z_j} J_j.$$

Using independence of  $(Z_j)_j$  and  $\tilde{N}$ , one easily shows that

$$\mathbb{E}[e^{-\lambda\mu(A)}] = \exp \left\{ - \int_{A \times \mathbb{R}^+} (1 - e^{-\lambda y}) \tilde{\eta}(y) dy H(dx) \right\}, \quad \lambda > 0, \quad A \in \mathcal{B}(\mathbb{X}).$$

Hence

$$p(dx) = \frac{\mu(dx)}{\mu(\mathbb{X})} = \sum_j \delta_{Z_j} q_j,$$

with  $q_j = J_j / (\sum_k J_k)$ , is a  $NRMI(\theta, \eta, H)$ . The thesis follows since, by results in Pitman (2003), the EPPF of the random partition derived by sampling from  $(q_j)_j$  is specified by (13)-(14).  $\square$

**Remark 5.** *If  $H$  has atoms, then  $\mathfrak{q}$  is not the EPPF induced by a sequence of exchangeable random variables sampled from  $p$ . Moreover,  $p$  can not be derived by normalization of an ordinary completely random measure, since it has fixed atoms.*

## B Proofs of the results in the paper

### B.1 Proofs of the results in Section 2

*Proof of Proposition 1.* We assume without loss of generality that  $\tilde{q} = \sum_{j \geq 1} \delta_{Z_j} \tilde{q}_j^\downarrow$ . Given the Borel sets,  $A_1, \dots, A_n$ , and the integers numbers  $i_1, \dots, i_n$ , then we have

$$\mathbb{P} \left\{ \xi_1 \in A_1, \dots, \xi_n \in A_n, I_1 = i_1, \dots, I_n = i_n \mid \tilde{q}, \left( \tilde{q}_j^\downarrow \right)_n, (Z_n)_n \right\} = \prod_{j=1}^n \delta_{Z_{i_j}}(A_j) \tilde{q}_{i_j}^\downarrow,$$

and by marginalising,

$$\mathbb{P} \left\{ \xi_1 \in A_1, \dots, \xi_n \in A_n \mid \tilde{q}, \left( \tilde{q}_j^\downarrow \right)_n, (Z_n)_n \right\} = \sum_{i_1 \geq 1, \dots, i_n \geq 1} \prod_{j=1}^n \delta_{Z_{i_j}}(A_j) \tilde{q}_{i_j}^\downarrow = \prod_{j=1}^n \tilde{q}(A_j).$$

Hence, given  $A_1, \dots, A_n$ ,

$$\mathbb{P} \left\{ \xi_1 \in A_1, \dots, \xi_n \in A_n \mid \tilde{q} \right\} = \prod_{j=1}^n \tilde{q}(A_j)$$

almost surely. Since  $\mathbb{X}$  is Polish, we prove (i). Let us denote by  $\pi(I_1, \dots, I_n)$  the partition induced by  $I_1, \dots, I_n$  and by Kingman's correspondence its law is characterised by the EPPF  $\mathfrak{q}$ . Hence the law of  $\pi(I_1, \dots, I_n)$  is the same as the law of  $\Pi_n$ . If  $i$  and  $j$  belong to the same block of

$\pi(I_1, \dots, I_n)$ , it follows that  $I_i = I_j = k$  for some  $k$  and then  $\xi_i = \xi_j = Z_k$ . In particular, using the independence of the  $Z_k$ s, we can write

$$\mathbb{P}\{\xi_1 \in A_1, \dots, \xi_n \in A_n\} = \sum_{\pi_n \in \mathcal{P}_n} \mathbb{P}\{\pi(I_1, \dots, I_n) = \pi_n\} \prod_{c=1}^{|\pi_n|} H(\cap_{j \in \pi_{c,n}} A_j).$$

Since  $\mathbb{P}\{\pi(I_1, \dots, I_n) = \pi_n\} = \mathbb{P}\{\Pi_n = \pi_n\} = \mathfrak{q}(\pi_n)$ , then (iii) follows immediately. Finally, we immediately check that  $\mathbb{P}\{\xi'_1 \in A_1, \dots, \xi'_n \in A_n\} = \sum_{\pi_n \in \mathcal{P}_n} \mathbb{P}\{\Pi_n = \pi_n\} \prod_{c=1}^{|\pi_n|} H(\cap_{j \in \pi_{c,n}} A_j)$ , and hence, by (iii), we obtain (ii).  $\square$

*Proof of Corollary 1.* By Proposition 1, the probability of the event  $\{|\tilde{\Pi}_n| = d\}$  is equal to the probability of observing  $d$  distinct values in  $(\xi'_1, \dots, \xi'_n)$ . Since  $(\xi'_1, \dots, \xi'_n) = (Z_{\mathcal{C}_1(\Pi)}, \dots, Z_{\mathcal{C}_n(\Pi)})$ , the conditional probability of observing  $d$  distinct values given the event  $|\Pi_n| = k$  is zero if  $k < d$  and equals to the the probability of observing exactly  $d$  distinct values in the vector  $(Z_1, \dots, Z_k)$  if  $d \leq k \leq n$ . This shows that  $\mathbb{P}\{|\tilde{\Pi}_n| = d | |\Pi_n| = k\} = H^*(d|k)$  and proves point (i). Point (ii) follows by specialising point (i) for  $H(dx) = a\delta_{x_0}(dx) + (1-a)\tilde{H}(dx)$ . In this case, a simple computation shows that

$$H^*(d|k) = \binom{k}{d-1} a^{k+1-d} (1-a)^{d-1} + \mathbf{1}\{d=k\} (1-a)^d.$$

$\square$

*Proof of Corollary 2.* For  $c = 1, \dots, |\Pi_n|$  by construction  $Z_c = \xi'_{R(n,c)}$  with  $R(n,c) = \min\{j : j \in \Pi_{c,n}\}$ . Then

$$\begin{aligned} \mathbb{P}\{\xi'_{n+1} \in dx | \xi'_1, \dots, \xi'_n, \Pi_n\} &= \sum_{c=1}^{|\Pi_n|} P\{(n+1) \in \Pi_{n+1,c} | \Pi_n\} \delta_{Z_c}(dx) \\ &\quad + \mathbb{P}\{(n+1) \in \Pi_{n+1,|\Pi|+1} | \Pi_n\} \mathbb{P}\{Z_{|\Pi|+1} \in dx\} \\ &= \sum_{c=1}^{|\Pi_n|} \omega_{n,c}(\Pi_n) \delta_{Z_c}(dx) + \nu_n(\Pi_n) H(dx). \end{aligned}$$

$\square$

## B.2 Proofs of the results in Section 3

*Proof of Proposition 2.* Since  $p_1, \dots, p_I$  are conditionally independent given  $p_0$ , then we can write

$$\mathbb{P}\{\xi_{i,j} \in A_{i,j} \text{ for } i = 1, \dots, I, j = 1, \dots, n_i\} = \mathbb{E} \left[ \prod_{i=1}^I \mathbb{E} \left[ \prod_{j=1}^{n_i} p_i(A_{i,j}) \middle| p_0 \right] \right].$$

Given  $p_0$ , then  $\mathbb{E} \left[ \prod_{j=1}^{n_i} p_i(A_{i,j}) \middle| p_0 \right]$  is the probability that the first  $n_i$  observations of a  $gSSM(\mathbf{q}, p_0)$  take values in  $A_{i1} \times \dots \times A_{in_i}$ , hence by point (iii) of Proposition 1, we can write

$$\mathbb{E} \left[ \prod_{j=1}^{n_i} p_i(A_{i,j}) \middle| p_0 \right] = \sum_{\pi^{(i)} \in \mathcal{P}_{n_i}} \mathbb{P}\{\Pi_{n_i}^{(i)} = \pi^{(i)}\} \prod_{c=1}^{|\pi^{(i)}|} p_0 \left( \cap_{j \in \pi_c^{(i)}} A_{i,j} \right),$$

where  $\Pi^{(i)}$  has EPPF  $\mathfrak{q}$  and we can assume that the  $\Pi^{(i)}$  are independent on all the other random elements. Taking the product and then the expectation, we get

$$\begin{aligned}
& \mathbb{P}\{\xi_{i,j} \in A_{i,j} \text{ for } i = 1, \dots, I, j = 1, \dots, n_i\} \\
&= \mathbb{E} \left[ \prod_{i=1}^I \sum_{\pi^{(i)} \in \mathcal{P}_{n_i}} \mathbb{P} \left\{ \Pi_{n_i}^{(i)} = \pi^{(i)} \right\} \prod_{c=1}^{|\pi^{(i)}|} p_0 \left( \bigcap_{j \in \pi_c^{(i)}} A_{i,j} \right) \right] \\
&= \sum_{\pi^{(1)} \in \mathcal{P}_{n_1}, \dots, \pi^{(I)} \in \mathcal{P}_{n_I}} \prod_{i=1}^I \mathbb{P} \left\{ \Pi_{n_i}^{(i)} = \pi^{(i)} \right\} \mathbb{E} \left[ \prod_{i=1}^I \prod_{c=1}^{|\pi^{(i)}|} p_0 \left( \bigcap_{j \in \pi_c^{(i)}} A_{i,j} \right) \right] \\
&= \sum_{\pi^{(1)} \in \mathcal{P}_{n_1}, \dots, \pi^{(I)} \in \mathcal{P}_{n_I}} \prod_{i=1}^I \mathfrak{q} \left( \pi^{(i)} \right) \mathbb{E} \left[ \prod_{i=1}^I \prod_{c=1}^{|\pi^{(i)}|} p_0 \left( \bigcap_{j \in \pi_c^{(i)}} A_{i,j} \right) \right]
\end{aligned}$$

with  $p_0 \sim SSrp(\mathfrak{q}_0, H_0)$ , that concludes the proof.  $\square$

*Proof of Proposition 3.* Consider an array of i.i.d. random variables  $[\zeta_{i,j}]_{i=1, \dots, I, j \geq 1}$  with common distribution  $q$ . It follows immediately that

$$\xi_{i,j} = \zeta_{i, \mathcal{E}_j(\Pi^{(i)})}$$

is a partially exchangeable array. In this case, the row  $[\xi_{i,j}]_{j \geq 1}$  turns out to be independent and each row is an exchangeable sequence. Since mixtures of partially exchangeable random variables are still partially exchangeable, we get the first part of the proof. The second part follows easily.  $\square$

The proof of Proposition 4 is a consequence of the next simple result. Given  $\pi_{n_i}^{(i)} \in \mathcal{P}_{n_i}$  for  $i = 1, \dots, I$ , let

$$C \left( \pi_{n_1}^{(1)}, \dots, \pi_{n_I}^{(I)} \right) := \left\{ (i, c) : i = 1, \dots, I; c = 1, \dots, |\pi_{n_i}^{(i)}| \right\}$$

and fix a bijection  $\mathcal{D} : C \left( \pi_{n_1}^{(1)}, \dots, \pi_{n_I}^{(I)} \right) \rightarrow \left\{ 1, \dots, \sum_i |\pi_{n_i}^{(i)}| \right\}$ , e.g.,  $\mathcal{D}(i, c) = \sum_{i'=1}^{i-1} |\pi_{n_{i'}}^{(i')}| + c$ . Note that clearly  $\mathcal{D}$  depends on  $C \left( \pi_{n_1}^{(1)}, \dots, \pi_{n_I}^{(I)} \right)$  although we do not write it explicitly.

**Lemma 5.** *Under the same assumptions of Proposition 4, let  $(\zeta_n)_n$  be a sequence of exchangeable random variables with directing random measure  $\tilde{p} \sim SSrp(\mathfrak{q}_0, H_0)$  independent of all the others random elements. Then the law of  $\mathcal{O}$  is the same as the law of*

$$\left\{ \zeta_{\mathcal{D}(i, \mathcal{E}_j(\Pi^{(i)}))}; i = 1, \dots, I, j = 1, \dots, n_i \right\}.$$

*Proof.* Given  $\pi_1, \dots, \pi_I$  and  $\mathcal{D}$  as above, we have

$$\begin{aligned}
& \mathbb{E} \left[ \prod_{i=1}^I \prod_{c=1}^{|\pi^{(i)}|} \tilde{q} \left( \bigcap_{j \in \pi_c^{(i)}} A_{i,j} \right) \right] \\
&= \mathbb{P} \left\{ \zeta_{\mathcal{D}(i,c)} \in \bigcap_{j \in \pi_c^{(i)}} A_{i,j} : i = 1, \dots, I, c = 1, \dots, |\pi^{(i)}| \right\} \\
&= \mathbb{P} \left\{ \zeta_{\mathcal{D}(i, \mathcal{C}_j(\pi^{(i)}))} \in A_{i,j} : i = 1, \dots, I, j = 1, \dots, n_i \right\}.
\end{aligned}$$

Hence

$$\begin{aligned}
& \mathbb{P}\{\zeta_{\mathcal{D}(i, \mathcal{C}_j(\Pi^{(i)}))} \in A_{i,j} : i = 1, \dots, I, j = 1, \dots, n_i\} \\
&= \sum_{\pi^{(1)} \in \mathcal{P}_{n_1}, \dots, \pi^{(I)} \in \mathcal{P}_{n_I}} \prod_{i=1}^I \mathfrak{q} \left( \pi^{(i)} \right) \mathbb{E} \left[ \prod_{i=1}^I \prod_{c=1}^{|\pi^{(i)}|} \tilde{p} \left( \bigcap_{j \in \pi_c^{(i)}} A_{i,j} \right) \right].
\end{aligned}$$

□

*Proof of Proposition 4.* The thesis follows by combining Lemma 5 with Proposition 1. Indeed, by (ii) of Proposition 4, one can take in Lemma 5

$$\zeta_n = \phi_{\mathcal{E}_n(\Pi^{(0)})},$$

getting

$$\zeta_{\mathcal{D}(i, \mathcal{E}_j(\Pi^{(i)}))} = \phi_{\mathcal{E}_{\mathcal{D}(i, \mathcal{E}_j(\Pi^{(i)})}(\Pi^{(0)})},$$

which proves the thesis. □

*Proof of Proposition 5.* Following Proposition 4, we can assume that  $\mathcal{O}$  is described by (29). Hence, using (29) and the fact that  $H$  is non-atomic, we can express the event  $\Pi^* = \pi^*$  as the union of disjoint events of the form  $\{\Pi^{(0)} = \pi^{(0)}, \Pi^{(1)} = \pi^{(1)}, \dots, \Pi^{(I)} = \pi^{(I)}\}$ , where  $(\pi^{(1)}, \dots, \pi^{(I)})$  run over all the possible partitions compatible with  $\pi^*$ .

Note that, given  $\Pi^{(1)} = \pi^{(1)}, \dots, \Pi^{(I)} = \pi^{(I)}$  with  $(\pi^{(1)}, \dots, \pi^{(I)})$  compatible with  $\pi^*$ , we have that necessarily (on the event  $\Pi^* = \pi^*$ )  $\Pi^{(0)} = \pi^{(0)}$  for a partition  $\pi^{(0)}$  as function of  $\pi^*$  and  $(\pi^{(1)}, \dots, \pi^{(I)})$ . In what follow we shall write this partition as  $\pi^{(0)}(\pi^*, \pi^{(1)}, \dots, \pi^{(I)})$ .

For example, if  $I = 2$ ,  $n_1 = 4$ ,  $n_2 = 3$  and  $D = 3$  with  $\phi_1 = \xi_{1,1} = \xi_{1,4} = \xi_{2,2}$ ,  $\phi_2 = \xi_{1,2} = \xi_{1,3}$  and  $\phi_3 = \xi_{2,1} = \xi_{2,3}$ , we have  $\pi_{1,1}^* = [1, 4]$ ,  $\pi_{1,2}^* = [2, 3]$ ,  $\pi_{1,3}^* = \emptyset$ ,  $\pi_{2,1}^* = [2]$ ,  $\pi_{2,2}^* = \emptyset$ ,  $\pi_{2,3}^* = [1, 3]$ . In this case  $\pi^{(1)}$  can be one of the partitions:  $[(1), (2), (3), (4)]$ ,  $[(1, 4), (2), (3)]$ ,  $[(1, 4), (2, 3)]$ ,  $[(1), (2, 3), (4)]$  and, analogously,  $\pi^{(2)}$  can be  $[(1), (2), (3)]$  or  $[(1, 3), (2)]$ . Finally, assuming for instance that  $\pi^{(1)} = [(1, 4), (2), (3)]$  and that  $\pi^{(2)} = [(1, 3), (2)]$  we have that necessarily  $\pi^{(0)} = [(1, 5), (2, 3), (4)]$ .

In general, given  $i = 1, \dots, I$ , the subset of partitions in  $\mathcal{P}_{n_i}$  that are compatible with  $[\pi_{i,1}^*, \dots, \pi_{i,D}^*]$  is

$$\cup_{\mathbf{m}_i \in \mathcal{M}[n_i]} \cup_{\boldsymbol{\lambda}_i \in \Lambda(\mathbf{m}_i)} \mathcal{P}(i, \pi^*; \boldsymbol{\lambda}_i),$$

where  $\mathcal{P}(i, \pi^*; \boldsymbol{\lambda}_i)$  are partitions  $\pi$  in  $\mathcal{P}_{n_i}$  with  $\sum_{d=1}^D m_{id}$  blocks such that for every  $d = 1, \dots, D$ : (i) there are  $m_{id}$  blocks in  $\pi$  with cardinality  $\ell_{icd}$  ( $c = 1, \dots, m_{i,d}$ ), such that  $\sum_{c=1}^{m_{i,d}} \ell_{icd} = n_{id}$  for every  $d$  and  $\#\{c : \ell_{icd} = j\} = \lambda_{idj}$  for every  $d$  and  $j$ ; (ii) the union of these blocks coincides with  $\pi_{i,d}^*$ . Using the well-known fact that the number  $N(\ell_1, \dots, \ell_n)$  of partitions of  $[n]$  with  $\ell_j$  blocks of cardinality  $j = 1, \dots, n$  can be written as

$$N(\ell_1, \dots, \ell_n) = \frac{n!}{\prod_{j=1}^n (\ell_j! (j!)^{\ell_j}},$$

see equation (11) in Pitman (1995), it is easy to see that

$$|\mathcal{P}(i, \pi^*; \boldsymbol{\lambda}_i)| = \prod_{d=1}^D \frac{n_{id}!}{\prod_{j=1}^{n_{id}} \lambda_{idj}! (j!)^{\lambda_{idj}}}. \quad (48)$$

Setting

$$A_{\pi^*} := \cup_{\mathbf{m} \in \mathcal{M}[n]} \cup_{\boldsymbol{\lambda} \in \Lambda(\mathbf{m})} \mathcal{P}(1, \pi^*; \boldsymbol{\lambda}_1) \times \dots \times \mathcal{P}(I, \pi^*; \boldsymbol{\lambda}_I)$$

we can write

$$\{\Pi^* = \pi^*\} = \cup_{(\pi^{(1)}, \dots, \pi^{(I)}) \in A_{\pi^*}} \left\{ \Pi^{(1)} = \pi^{(1)}, \dots, \Pi^{(I)} = \pi^{(I)}, \Pi^{(0)} = \pi^{(0)}(\pi^*, \pi^{(1)}, \dots, \pi^{(I)}) \right\}.$$

Now, given  $\mathbf{m} \in \mathcal{M}[\mathbf{n}]$ ,  $\boldsymbol{\lambda} \in \Lambda(\mathbf{m})$  and  $(\pi^{(1)}, \dots, \pi^{(I)}) \in \mathcal{P}(1, \pi^*; \boldsymbol{\lambda}_1) \times \dots \times \mathcal{P}(I, \pi^*; \boldsymbol{\lambda}_I)$ , since  $\Pi^{(0)}, \Pi^{(1)}, \dots, \Pi^{(I)}$  are independent exchangeable random partitions, we have that

$$\begin{aligned} \mathbb{P}\{\Pi^{(1)} = \pi^{(1)}, \dots, \Pi^{(I)} = \pi^{(I)}, \Pi^{(0)} = \pi^{(0)}(\pi^*, \pi^{(1)}, \dots, \pi^{(I)})\} \\ = \mathfrak{q}_0(m_{\cdot 1}, \dots, m_{\cdot D}) \prod_{i=1}^I \mathfrak{q}[[\boldsymbol{\lambda}_i]]. \end{aligned}$$

Combining it with (48), we have finally that

$$\begin{aligned} \mathbb{P}\{\Pi^* = \pi^*\} &= \sum_{\substack{\mathbf{m} \in \mathcal{M}[\mathbf{n}] \\ \boldsymbol{\lambda} \in \Lambda(\mathbf{m})}} \sum_{*} \mathbb{P}\left\{\Pi^{(1)} = \pi^{(1)}, \dots, \Pi^{(I)} = \pi^{(I)}, \Pi^{(0)} = \pi^{(0)}\left(\pi^*, \pi^{(1)}, \dots, \pi^{(I)}\right)\right\} \\ &= \sum_{\mathbf{m} \in \mathcal{M}[\mathbf{n}]} \mathfrak{q}_0(m_{\cdot 1}, \dots, m_{\cdot D}) \sum_{\boldsymbol{\lambda} \in \Lambda(\mathbf{m})} \prod_{i=1}^I \mathfrak{q}[[\boldsymbol{\lambda}_i]] \prod_{d=1}^D \frac{n_{id}!}{\prod_{j=1}^{n_{id}} \lambda_{idj}! (j!)^{\lambda_{idj}}} \end{aligned}$$

where  $* = \{(\pi^{(1)}, \dots, \pi^{(I)}) \in \mathcal{P}(1, \pi^*; \boldsymbol{\lambda}_1) \times \dots \times \mathcal{P}(I, \pi^*; \boldsymbol{\lambda}_I)\}$ .  $\square$

### B.3 Proofs of the results in Section 4

*Proof of Proposition 6.* It is prompt to see that

$$\begin{aligned} \mathbb{P}\{D_{i,t} = k\} &= \sum_{m=k}^{n_i(t)} \mathbb{P}\left\{|\Pi_m^{(0)}| = k \mid |\Pi_{n_i(t)}^{(i)}| = m\right\} \mathbb{P}\left\{|\Pi_{n_i(t)}^{(i)}| = m\right\} \\ &= \sum_{m=k}^{n_i(t)} \mathbb{P}\left\{|\Pi_m^{(0)}| = k\right\} \mathbb{P}\left\{|\Pi_{n_i(t)}^{(i)}| = m\right\}, \end{aligned}$$

where we use the independence of  $\Pi^{(i)}$  and  $\Pi^{(0)}$ . Moreover,

$$\mathbb{E}[D_{i,t}^r] = \sum_{m=1}^{n_i(t)} \mathbb{E}\left[|\Pi_m^{(0)}|^r \mid |\Pi_{n_i(t)}^{(i)}| = m\right] P\left\{|\Pi_{n_i(t)}^{(i)}| = m\right\} = \sum_{m=1}^{n_i(t)} \mathbb{E}\left[|\Pi_m^{(0)}|^r\right] P\left\{|\Pi_{n_i(t)}^{(i)}| = m\right\}.$$

The second part of the proposition can be proved in an analogous way.  $\square$

*Proof of Proposition 7.* The proof is analogous to the one of Proposition 1. By Proposition 4 the probability of the event  $\{D_{i,t} = d\}$  is equal to the probability of observing  $d$  distinct values in  $(\phi_1, \dots, \phi_{|\Pi_{K_t}^{(0)}|})$ . Hence, conditionally on  $\{|\Pi_{K_t}^{(0)}| = D_{i,t} = k\}$  this probability is  $H_0^*(d|k)$  and the thesis follows. Analogously one proves the statement for  $D_t$ , since in this case the probability of the event  $\{D_t = d\}$  is equal to the probability of observing  $d$  distinct values in  $(\phi_1, \dots, \phi_{|\Pi_{K_t}^{(0)}|})$ .  $\square$

*Proof of Proposition 8.* As already observed in the proof of Proposition 1, if  $H_0$  is a spike-and-slab prior, then

$$H_0^*(d|k) = \binom{k}{d-1} a^{k+1-d} (1-a)^{d-1} + \mathbf{1}\{k = d\} (1-a)^d.$$

Hence, the first part of the thesis follows immediately from Proposition 7. Now

$$\mathbb{E}[\tilde{D}_{i,t}] = \sum_{d=0}^{n_i(t)} d(1-a)^d \mathbb{P}\{D_{i,t} = d\} + \sum_{d=0}^{n_i(t)} d \sum_{k=d}^{n_i(t)} \binom{k}{d-1} a^{k+1-d} (1-a)^{d-1} \mathbb{P}\{D_{i,t} = k\},$$

where

$$\begin{aligned}
& \sum_{d=0}^{n_i(t)} d \sum_{k=d}^{n_i(t)} \binom{k}{d-1} a^{k+1-d} (1-a)^{d-1} \mathbb{P}\{D_{i,t} = k\} \\
&= \sum_{k=0}^{n_i(t)} \sum_{d=1}^k d \binom{k}{d-1} a^{k+1-d} (1-a)^{d-1} \mathbb{P}\{D_{i,t} = k\} \\
&= \sum_{k=0}^{n_i(t)} \sum_{l=0}^{k-1} (l+1) \binom{k}{l} a^{k-l} (1-a)^l \mathbb{P}\{D_{i,t} = k\} \\
&= \sum_{k=0}^{n_i(t)} [1 + (1-a)k - (k+1)(1-a)^k] P\{D_{i,t} = k\}.
\end{aligned}$$

Which gives

$$\begin{aligned}
\mathbb{E}[\tilde{D}_{i,t}] &= \sum_{k=0}^{n_i(t)} k(1-a)^k \mathbb{P}\{D_{i,t} = k\} + \sum_{k=0}^{n_i(t)} [1 + (1-a)k - (k+1)(1-a)^k] P\{D_{i,t} = k\} \\
&= 1 + \mathbb{E}[(1-a)D_{i,t} - (1-a)^{D_{i,t}}].
\end{aligned}$$

□

*Proof of Proposition 9.* Since  $\lim_{t \rightarrow \infty} n_i(t) = +\infty$  and  $\lim_n b_n = +\infty$ , we get that  $b_{n_i(t)} \rightarrow \infty$ . By assumption,  $|\Pi_n^{(i)}|/b_n \rightarrow D_\infty^{(i)}$  a.s. and then  $|\Pi_{n_i(t)}^{(i)}|/b_{n_i(t)} = K_{i,t}/b_{n_i(t)} \rightarrow D_\infty^{(i)}$  a.s. and  $K_{i,t} \rightarrow +\infty$  a.s.. Then, we can write

$$\frac{D_{i,t}}{d_{n_i(t)}} = \frac{\Pi_{K_{i,t}}^{(0)}}{a_{K_{i,t}}} \frac{a_{K_{i,t}}}{a_{b_{n_i(t)}}}.$$

Combining the fact that  $|\Pi_n^{(0)}|/a_n \rightarrow D_\infty^{(0)}$  a.s. and  $K_{i,t} \rightarrow +\infty$  a.s., we have that  $\Pi_{K_{i,t}}^{(0)}/a_{K_{i,t}} \rightarrow D_\infty^{(0)}$  a.s.. Now we can write

$$\frac{a_{K_{i,t}}}{a_{b_{n_i(t)}}} = \left( \frac{K_{i,t}}{b_{n_i(t)}} \right)^{\sigma_0} \frac{L_0\left(\frac{K_{i,t}}{b_{n_i(t)}} b_{n_i(t)}\right)}{L_0(b_{n_i(t)})}.$$

Recalling that for any slowly varying function  $L_0(x_n y_n)/L_0(y_n) \rightarrow 1$  whenever  $y_n \rightarrow +\infty$  and  $x_n \rightarrow x > 0$  (see Theorem B.1.4 in de Haan and Ferreira (2006)) and that  $K_{i,t}/b_{n_i} \rightarrow D_\infty^{(i)}$  a.s., it is easy to see that

$$\frac{a_{K_{i,t}}}{a_{b_{n_i}}} \rightarrow \left(D_\infty^{(i)}\right)^{\sigma_0} \quad a.s.$$

In order to proof (ii), we note that

$$\frac{D_t}{d_{n(t)}} = \frac{\Pi_{K_t}^{(0)}}{a_{K_t}} \frac{a_{K_t}}{a_{b_{n(t)}}}.$$

Now, using again that  $L_1(x_n y_n)/L_1(y_n) \rightarrow 1$  whenever  $y_n \rightarrow +\infty$  and  $x_n \rightarrow x > 0$ , we get

$$\frac{b_{n_i(t)}}{b_{n(t)}} = \left( \frac{n_i(t)}{n(t)} \right)^{\sigma_1} \frac{L_1\left(\frac{n_i(t)}{n(t)} n(t)\right)}{L_1(n(t))} \rightarrow w_i^{\sigma_1}.$$

Hence

$$\frac{K_t}{b_{n(t)}} = \sum_{i=1}^I \frac{K_{i,t}}{b_{n_i(t)}} \frac{b_{n_i(t)}}{b_{n(t)}} \rightarrow \sum_{i=1}^I D_\infty^{(i)} w_i^{\sigma_1} \quad a.s.$$

Hence, it follows that  $K_t \rightarrow +\infty$  a.s.. To conclude we can follow the same line of the first part of the proof.  $\square$

*Proof of Proposition 10.* Part (i) follows immediately by taking the limit for  $t \rightarrow +\infty$  in the expression of  $\mathbb{P}\{D_{i,t} = k\}$  and  $\mathbb{P}\{D_i = k\}$  given in Proposition 6. For part (ii), note that since  $|\Pi_n^{(i)}|/b_n$  converges a.s. to a strictly positive random variable  $D_\infty^{(i)}$  with  $b_n \rightarrow +\infty$ , then  $|\Pi_n^{(i)}|$  diverges to  $+\infty$  a.s. Hence,  $D_{i,t}$  converges a.s. to the same limit of  $|\Pi_n^{(0)}|$ , i.e. to  $K_0$ . Since, both  $D_{i,t}$  and  $K_0$  are integer valued random variables the thesis follows. The proof for  $D_t$  is similar.  $\square$

*Proof of Proposition 11.* It is enough to apply Proposition 10 and the fact that if  $(\Pi_n)_n$  is the Gnedin's partition of parameters  $(\gamma, \zeta)$ ,  $|\Pi_n|$  converges almost surely to a random variable  $K$  with distribution (12). Algebraic manipulations give the thesis.  $\square$

*Proof of Proposition 12.* The statement is essentially a corollary of Proposition 9, except for the fact that we now want to show that all the convergences are in  $L^p$ . We shall use a classical dominated convergence argument. Let us give the details for the proof of statement (iii). The other cases are similar. Assume that we are dealing with a  $HPYDP(\sigma_0; \sigma_1, \theta_1)$ . Recall that in this case  $|\Pi_n^{(0)}|/\log(n)$  converges almost surely and in  $L^p$  (for every  $p > 0$ ) to  $\theta_0$ , while  $|\Pi_n^{(i)}|/n^{\sigma_1}$  converges almost surely and in  $L^p$  (for every  $p > 0$ ) to  $S_{\sigma_1, \theta_1}^{(i)}$  for  $i = 1, \dots, I$ , where  $S_{\sigma_1, \theta_1}^{(i)}$  are independent and identically distributed random variables with density  $g_{\sigma_1, \theta_1}$ . Proposition 9 applies with  $a_n = \log(n)$ ,  $\sigma_0 = 0$ ,  $L_0(x) = \log(n)$ ,  $b_n = n^{\sigma_1}$ ,  $\sigma_1 = \sigma_1$ ,  $L_1(x) = 1$ ,  $D_\infty^{(i)} = S_{\sigma_1, \theta_1}^{(i)}$ ,  $D_\infty^{(0)} = \theta_0$ . Hence, it remains to prove that all the convergences hold also in  $L^p$ . We already know that  $K_{i,t} = |\Pi_{n_i(t)}^{(i)}| \rightarrow +\infty$  a.s., and, since  $|\Pi_{n_i(t)}^{(0)}|/a_{n_i(t)} \rightarrow \theta_0$  in  $L^p$  for every  $p > 0$ , it is easy to check that

$$\frac{\Pi_{K_{i,t}}^{(0)}}{a_{K_{i,t}}} \rightarrow D_\infty^{(0)} \quad \text{in } L^p \text{ for every } p > 0.$$

Using  $\log(x) \leq x$  for every  $x > 0$ , write

$$0 \leq \frac{a_{K_{i,t}}}{a_{b_{n_i(t)}}} = \frac{\log\left(\frac{K_{i,t}}{n_i(t)^{\sigma_1}} n_i(t)^{\sigma_1}\right)}{\log(n_i(t)^{\sigma_1})} = \frac{\log\left(\frac{K_{i,t}}{n_i(t)^{\sigma_1}}\right)}{\log(n_i(t)^{\sigma_1})} + 1 \leq \frac{\frac{K_{i,t}}{n_i(t)^{\sigma_1}}}{\log(n_i(t)^{\sigma_1})} + 1.$$

Hence, for every  $p > 0$ ,

$$\left| \frac{a_{K_{i,t}}}{a_{b_{n_i(t)}}} \right|^p \leq C_p \left[ \left| \frac{K_{i,t}}{n_i(t)^{\sigma_1}} \frac{1}{\log(n_i(t)^{\sigma_1})} \right|^p + 1 \right].$$

Since we already know from the proof of Proposition 9 that  $a_{K_{i,t}}/a_{b_{n_i(t)}}$  converges a.s. to 1 and  $K_{i,t}/n_i(t)^{\sigma_1}$  converges in  $L^p$  for every  $p > 0$ , by dominated convergence theorem it follows that  $a_{K_{i,t}}/a_{b_{n_i(t)}}$  converges in  $L^p$  to 1 for every  $p > 0$ . Since  $p$  is arbitrary, combining all these results one gets

$$\frac{D_{i,t}}{d_{n_i(t)}} = \frac{\Pi_{K_{i,t}}^{(0)}}{a_{K_{i,t}}} \frac{a_{K_{i,t}}}{a_{b_{n_i(t)}}} \rightarrow D_\infty^{(0)} \quad \text{in } L^p \text{ for every } p > 0.$$

Arguing in a similar way, one proves that also  $D_t/d_{n(t)} \rightarrow D_\infty^{(0)}$  in  $L^p$  for every  $p > 0$ .  $\square$



*Proof of Corollary 4.* Let  $S_{\sigma,\theta}$  be a random variable with density (32). Then

$$\mathbb{E} \left[ S_{\sigma,\theta}^p \right] = \frac{\Gamma(\theta + 1)}{\Gamma\left(\frac{\theta}{\sigma} + 1\right)} \int_0^{+\infty} s^{\theta/\sigma+p} g_{\sigma}(s) ds = \frac{\Gamma(\theta + 1)}{\Gamma\left(\frac{\theta}{\sigma} + 1\right)} \frac{\Gamma(p + \theta/\sigma + 1)}{\Gamma(\theta + p\sigma + 1)},$$

where in the second part we use (33). Using the previous expression with  $p = r$ , we get

$$\mathbb{E} \left[ S_{\sigma_0,\theta_0}^r \right] = \frac{\Gamma(\theta_0 + 1)\Gamma(\theta_0/\sigma_0 + r + 1)}{\Gamma(\theta_0/\sigma_0 + 1)\Gamma(\theta_0 + r\sigma_0 + 1)}$$

and for  $p = r\sigma_0$

$$\mathbb{E} \left[ (S_{\sigma_1,\theta_1}^{(i)})^{r\sigma_0} \right] = \frac{\Gamma(\theta_1 + 1)\Gamma(\theta_1/\sigma_1 + r\sigma_0 + 1)}{\Gamma(\theta_1/\sigma_1 + 1)\Gamma(\theta_1 + r\sigma_1\sigma_0 + 1)}.$$

Now the thesis follows easily from Proposition 12. For example, in case (i), we have that  $D_{i,t}/n^{\sigma_0\sigma_1}$  converges in  $L^r$  for every  $r > 0$  to  $S_{\sigma_0,\theta_0} \left( S_{\sigma_1,\theta_1}^{(i)} \right)^{\sigma_0}$ , hence  $\mathbb{E}[D_{i,t}^r] \simeq n^{\sigma_0\sigma_1} \mathbb{E} \left[ S_{\sigma_0,\theta_0}^r (S_{\sigma_1,\theta_1}^{(i)})^{\sigma_0 r} \right]$  and the thesis follows. The other cases can be obtained in a similar way.  $\square$

## B.4 Proofs of the results in Section 5

In order to derive the full conditionals of Section 5, we start from the joint distribution of  $[\mathbf{Y}, \phi, \mathbf{c}, \mathbf{d}]$ , that is

$$p(\mathbf{Y}, \phi, \mathbf{c}, \mathbf{d}) = p(\mathbf{Y}|\phi, \mathbf{c}, \mathbf{d})p(\phi|\mathcal{D})p(\mathbf{c}, \mathbf{d}), \quad (49)$$

where

$$p(\mathbf{Y}|\phi, \mathbf{c}, \mathbf{d}) = \prod_{i \in \mathcal{J}} \prod_{j=1}^{n_{i..}} f(Y_{i,j}|\phi_{d_{i,c_{i,j}}}) \quad \text{and} \quad p(\phi|\mathcal{D}) = \prod_{d \in \mathcal{D}} h(\phi_d). \quad (50)$$

From (49), the marginal distribution of  $[\mathbf{Y}, \mathbf{c}, \mathbf{d}]$  factorizes as follows

$$p(\mathbf{Y}, \mathbf{c}, \mathbf{d}) = p(\mathbf{c}, \mathbf{d})p(\mathbf{Y}|\mathbf{c}, \mathbf{d}) = p(\mathbf{c}, \mathbf{d}) \prod_{d \in \mathcal{D}} \int \prod_{(i,j):d_{i,c_{i,j}}=d} f(Y_{i,j}|\phi)h(\phi)d\phi. \quad (51)$$

Recalling that  $d_{i,j}^* = d_{i,c_{i,j}}$ , we can write

$$p(\mathbf{Y}, \phi, \mathbf{c}, \mathbf{d}^*) = p(\mathbf{Y}|\phi, \mathbf{d}^*)p(\phi|\mathcal{D})p(\mathbf{c}, \mathbf{d}^*), \quad (52)$$

where

$$p(\mathbf{Y}|\phi, \mathbf{d}^*) = \prod_{i \in \mathcal{J}} \prod_{j=1}^{n_{i..}} f(Y_{i,j}|\phi_{d_{i,j}^*}) \quad (53)$$

and  $\mathcal{D} = \{d_{i,j}^* : i \in \mathcal{J}, j = 1, \dots, n_{i..}\}$ . From (52),  $\mathbf{Y}$  and  $\mathbf{c}$  are conditionally independent given  $[\mathbf{d}^*, \phi]$  and since

$$\{(i, j) : d_{i,j}^* = d\} = \{(i, j) : d_{i,c_{i,j}} = d\},$$

we obtain that

$$p(\mathbf{Y}, \mathbf{c}, \mathbf{d}^*) = p(\mathbf{c}, \mathbf{d}^*)p(\mathbf{Y}|\mathbf{d}^*) = p(\mathbf{c}, \mathbf{d}^*) \prod_{d \in \mathcal{D}} \int \prod_{(i,j):d_{i,j}^*=d} f(Y_{i,j}|\phi)h(\phi)d\phi. \quad (54)$$

*Proof of (35).* From (52),(53) and (54), we have

$$p\left(\mathbf{Y}^{\neg ij}, \mathbf{c}, \mathbf{d}^*\right) = p(\mathbf{c}, \mathbf{d}^*)p(\mathbf{Y}^{\neg ij} | \mathbf{d}^{*\neg ij}),$$

which shows that  $p(\mathbf{Y}^{\neg ij} | \mathbf{c}, \mathbf{d}^*) = p(\mathbf{Y}^{\neg ij} | \mathbf{d}^{*\neg ij})$ . Hence we can write

$$\begin{aligned} p(\mathbf{Y}, c_{i,j}, d_{i,j}^*, \mathbf{c}^{\neg ij}, \mathbf{d}^{*\neg ij}) &= p(\mathbf{c}^{\neg ij}, \mathbf{d}^{*\neg ij})p(c_{i,j}, d_{i,j}^* | \mathbf{c}^{\neg ij}, \mathbf{d}^{*\neg ij})p(\mathbf{Y}^{\neg ij} | \mathbf{c}, \mathbf{d})p(Y_{i,j} | \mathbf{Y}^{\neg ij}, \mathbf{c}, \mathbf{d}^*) \\ &= p(\mathbf{c}^{\neg ij}, \mathbf{d}^{*\neg ij})p(c_{i,j}, d_{i,j}^* | \mathbf{c}^{\neg ij}, \mathbf{d}^{*\neg ij})p(\mathbf{Y}^{\neg ij} | \mathbf{c}^{\neg ij}, \mathbf{d}^{*\neg ij})p(Y_{i,j} | \mathbf{Y}^{\neg ij}, \mathbf{c}, \mathbf{d}^*). \end{aligned}$$

This shows that

$$p(c_{i,j}, d_{i,j}^* | \mathbf{Y}, \mathbf{c}^{\neg ij}, \mathbf{d}^{*\neg ij}) \propto p(c_{i,j}, d_{i,j}^* | \mathbf{c}^{\neg ij}, \mathbf{d}^{*\neg ij})p(Y_{i,j} | \mathbf{Y}^{\neg ij}, \mathbf{d}^{*\neg ij}, d_{i,j}^*). \quad (55)$$

From (54) and (34), we have that

$$p(Y_{i,j} | \mathbf{Y}^{\neg ij}, \mathbf{d}^{*\neg ij}, d_{i,j}^*) = f_{d_{i,j}^*}(\{Y_{i,j}\}). \quad (56)$$

Moreover, by exchangeability and using the predictive distribution given in Section 2.1, it follows that

$$\begin{aligned} p(c_{i,j} = c^{old}, d_{i,j}^* = d_{i,c^{old}} | \mathbf{c}^{\neg ij}, \mathbf{d}^{*\neg ij}) &= \omega_{n_{i..}-1, c^{old}}(\mathbf{c}_i^{\neg ij}), \\ p(c_{i,j} = c^{new}, d_{i,j}^* = d^{old} | \mathbf{c}^{\neg ij}, \mathbf{d}^{*\neg ij}) &= \nu_{n_{i..}-1}(\mathbf{c}_i^{\neg ij})\tilde{\omega}_{m_{i..}, d^{old}}(\mathbf{d}^{\neg ij}), \\ p(c_{i,j} = c^{new}, d_{i,j}^* = d^{new} | \mathbf{c}^{\neg ij}, \mathbf{d}^{*\neg ij}) &= \nu_{n_{i..}-1}(\mathbf{c}_i^{\neg ij})\tilde{\nu}_{m_{i..}}(\mathbf{d}^{\neg ij}). \end{aligned} \quad (57)$$

Combining (55), (56) and (57) we obtain (35).  $\square$

*Proof of (36).* Using (51), we have

$$p(d_{i,c} = d | \mathbf{Y}, \mathbf{c}, \mathbf{d}^{\neg ic}) \propto p(d_{i,c} = d | \mathbf{c}, \mathbf{d}^{\neg ic})p(\{Y_{i,j} : ij \in \mathcal{S}_{ic}\} | \{Y_{i',j'} : i'j' \in \mathcal{S}_d \setminus \mathcal{S}_{ic}\}, \mathbf{c}, \mathbf{d}^{\neg ic}, d), \quad (58)$$

where

$$\mathcal{S}_{ic} = \{(i, j) : c_{i,j} = c\} \text{ and } \mathcal{S}_d = \{(i', j') : d_{i',j'}^* = d\}.$$

Note that  $i$  in  $\mathcal{S}_{ic}$  is fixed and  $j$  is such that  $c_{i,j} = c$ . From (51), we get

$$p(\{Y_{i,j} : (i, j) \in \mathcal{S}_{ic}\} | \{Y_{i',j'} : (i', j') \in \mathcal{S}_d \setminus \mathcal{S}_{ic}\}, \mathbf{c}, \mathbf{d}^{\neg ic}, d) = f_d(\{Y_{i,j} : (i, j) \in \mathcal{S}_{ic}\}).$$

Moreover

$$\begin{aligned} p(d_{i,c} = d^{new} | \mathbf{c}, \mathbf{d}^{\neg ic}) &= \tilde{\nu}_{m_{i..}}(\mathbf{d}^{\neg ic}), \\ p(d_{i,c} = d^{old} | \mathbf{c}, \mathbf{d}^{\neg ic}) &= \tilde{\omega}_{m_{i..}, d^{old}}(\mathbf{d}^{\neg ic}). \end{aligned}$$

$\square$

*Proof of (37).* From (49)-(50) one gets

$$p(\phi, | \mathbf{Y}, \mathbf{c}, \mathbf{d}) \propto \prod_{d \in \mathcal{D}} h(\phi_d) \prod_{(i,j): d_{i,j}^* = d} f(Y_{i,j} | \phi_d). \quad (59)$$

$\square$

*Proof of (40)-(41).* Arguing as in the proof of (54), one gets

$$p(\mathbf{Y}, \mathbf{c}, \mathbf{d}^*, c_{i,n_i+1}, d_{i,n_i+1}^*) = p(\mathbf{Y} | \mathbf{d}^*)p(\mathbf{c}, \mathbf{d}^*, c_{i,n_i+1}, d_{i,n_i+1}^*),$$

and then

$$p(c_{i,n_i+1}, d_{i,n_i+1}^* | \mathbf{Y}, \mathbf{c}, \mathbf{d}^*) = p(c_{i,n_i+1}, d_{i,n_i+1}^* | \mathbf{c}, \mathbf{d}^*).$$

The explicit expression for  $p(c_{i,n_i+1}, d_{i,n_i+1}^* | \mathbf{c}, \mathbf{d}^*)$  follows arguing as in the proof of (57) by replacing  $c_{i,j}$ ,  $\mathbf{c}_i^{\neg ij}$ ,  $\mathbf{d}_i^{*\neg ij}$ ,  $n_{i..} - 1$  and  $m_{i..}^{\neg ij}$ , with  $c_{i,n_i+1}$ ,  $\mathbf{c}_i$ ,  $\mathbf{d}_i^*$ ,  $n_{i..}$  and  $m_{i..}$ .  $\square$

## C Prior sensitivity analysis

Figure 4: Prior distribution, for  $i = 1, 2$ , of the marginal,  $\mathbb{P}\{D_{i,t} = k\}$ , for  $k = 1, \dots, 50$  (left); and total,  $\mathbb{P}\{D_t = k\}$ , for  $k = 1, \dots, 100$  (right); number of clusters, for the following processes: i)  $HDP(\theta_0, \theta_1, H_0)$  with  $\theta_0 = \theta_1 = 43.3$  (black solid); ii)  $HPYP(\sigma_0, \theta_0, \sigma_1, \theta_1, H_0)$  with  $(\sigma_0, \theta_0) = (\sigma_1, \theta_1) = (0.25, 29.9)$  (blue dashed) and  $(\sigma_0, \theta_0) = (\sigma_1, \theta_1) = (0.67, 8.53)$  (blue dotted); iii)  $HGP(\gamma_0, \zeta_0, \gamma_1, \zeta_1, H_0)$  with  $(\gamma_0, \zeta_0) = (\gamma_1, \zeta_1) = (15, 1450)$  (red dashed), and  $(\gamma_0, \zeta_0) = (\gamma_1, \zeta_1) = (3.2, 290)$  (red dotted). The values of the parameters are chosen in such a way that  $E[D_{i,t}] = 25$ , with  $n_i = 50$  and  $n = n_1 + n_2 = 100$ .

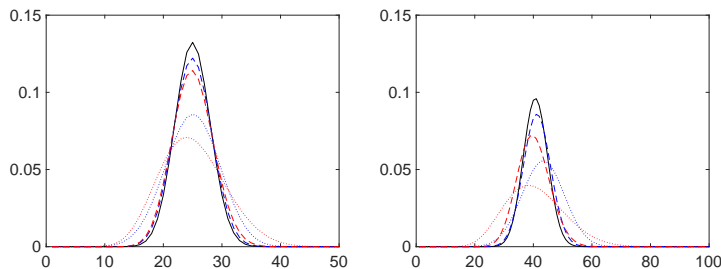
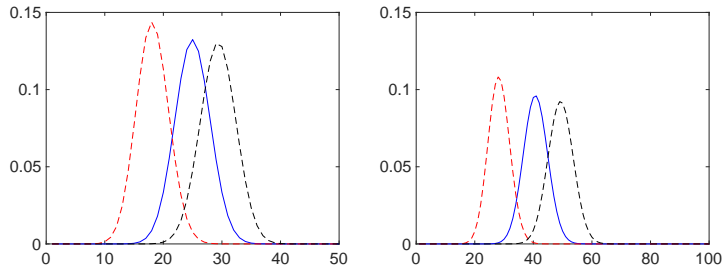


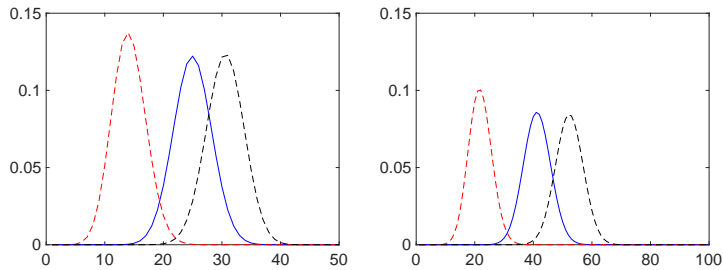
Table 2: Marginal and total expected number of clusters ( $E(D_{i,t})$  and  $E(D_t)$ , respectively) and marginal and total variance of the number of clusters ( $V(D_{i,t})$  and  $V(D_t)$ , respectively), when  $I = 2$ ,  $n_i = 50$ ,  $i = 1, 2$ , for three HSSMs (first column) and five parameter settings (columns  $\sigma_i$ ,  $\theta_i$ ,  $\gamma_i$  and  $\zeta_i$ ).

HSSM	$\sigma_i$	$\theta_i$	$\gamma_i$	$\zeta_i$	$E[D_{i,t}]$	$V[D_{i,t}]$	$E[D_t]$	$V(D_t)$
$HDP(\theta_0, \theta_1, H_0)$		43.3			25.0	9.1	40.8	17.2
$HPYP(\sigma_0, \theta_0, \sigma_1, \theta_1, H_0)$	0.25	29.9			25.0	10.6	41.3	21.5
$HGP(\gamma_0, \zeta_0, \gamma_1, \zeta_1, H_0)$			15	1450	25.0	12.1	40.1	30.5
$HPYP(\sigma_0, \theta_0, \sigma_1, \theta_1, H_0)$	0.67	8.53			25.0	21.1	43.3	50.9
$HGP(\gamma_0, \zeta_0, \gamma_1, \zeta_1, H_0)$			3.2	290	25.0	30.8	40.6	99.1

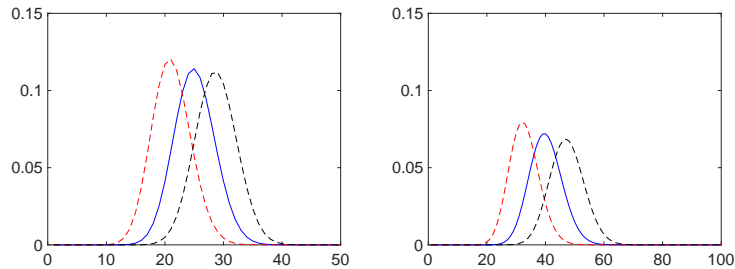
Figure 5: Prior marginal  $\mathbb{P}\{D_{it} = k\}$  (left column) and global  $\mathbb{P}\{D_t = k\}$  (right column) number of clusters for different processes.



(i) HDP with  $\theta_0 = \theta_i = 23.3$  (red dashed),  $\theta_0 = \theta_i = 63.3$  (black dashed) and  $\theta_0 = \theta_i = 43.3$  (homogeneous case, solid blue).

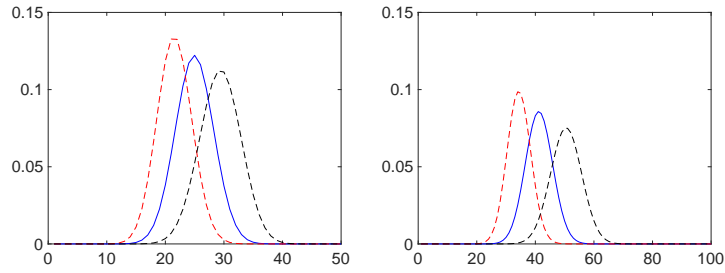


(ii) HPYP with  $(\theta_0, \sigma_0) = (\theta_i, \sigma_i) = (9.9, 0.25)$  (red dashed),  $(\theta_0, \sigma_0) = (\theta_i, \sigma_i) = (49.9, 0.25)$  (black dashed) and  $(\theta_0, \sigma_0) = (\theta_i, \sigma_i) = (29.9, 0.25)$  (homogeneous case, solid blue).

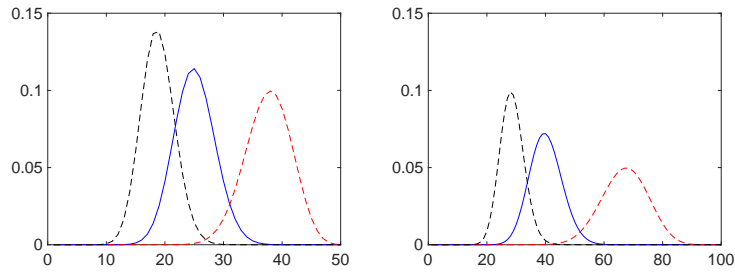


(iii) HGP with  $(\gamma_0, \zeta_0) = (\gamma_i, \zeta_i) = (15, 1050)$  (red dashed),  $(\gamma_0, \zeta_0) = (\gamma_i, \zeta_i) = (15, 1950)$  (black dashed) and  $(\gamma_0, \zeta_0) = (\gamma_i, \zeta_i) = (15, 1450)$  (homogeneous case, solid blue).

Figure 6: Prior marginal  $\mathbb{P}\{D_{it} = k\}$  (left column) and global  $\mathbb{P}\{D_t = k\}$  (right column) number of clusters for different processes.

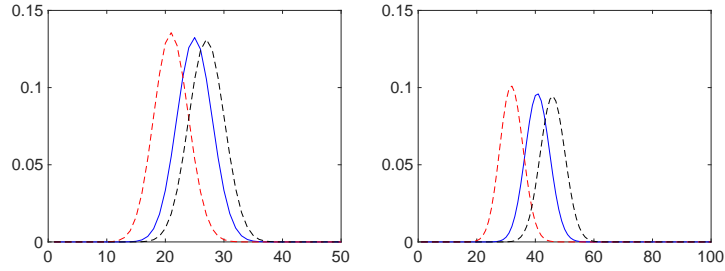


(i) HPYP with  $(\theta_0, \sigma_0) = (\theta_i, \sigma_i) = (29.9, 0.05)$  (red dashed),  $(\theta_0, \sigma_0) = (\theta_i, \sigma_i) = (29.9, 0.45)$  (black dashed) and  $(\theta_0, \sigma_0) = (\theta_i, \sigma_i) = (29.9, 0.25)$  (homogeneous case, solid blue).

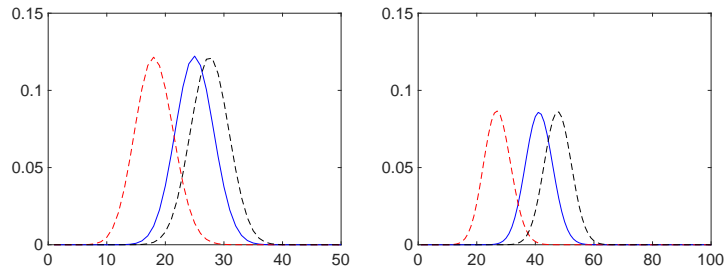


(ii) HGP with  $(\gamma_0, \zeta_0) = (\gamma_i, \zeta_i) = (5, 1450)$  (red dashed),  $(\gamma_0, \zeta_0) = (\gamma_i, \zeta_i) = (25, 1450)$  (black dashed) and symmetric case  $(\gamma_0, \zeta_0) = (\gamma_i, \zeta_i) = (15, 1450)$  (homogeneous case, solid blue).

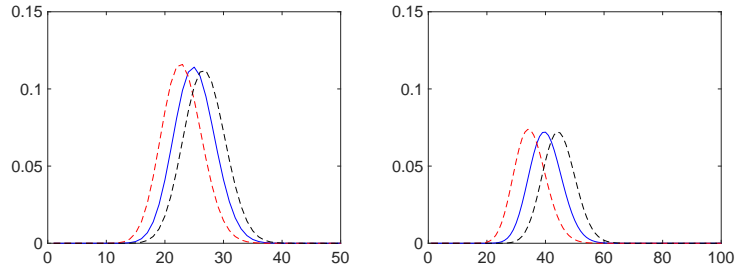
Figure 7: Prior marginal  $\mathbb{P}\{D_{it} = k\}$  (left column) and global  $\mathbb{P}\{D_t = k\}$  (right column) number of clusters for different processes.



(i) HDP with  $\theta_0 = 23.3$ ,  $\theta_i = 43.3$  (red dashed),  $\theta_0 = 63.3$ ,  $\theta_i = 43.3$  (black dashed) and  $\theta_0 = \theta_i = 43.3$  (homogeneous case, solid blue).



(ii) HPYP with  $(\theta_0, \sigma_0) = (9.9, 0.25)$ ,  $(\theta_i, \sigma_i) = (29.9, 0.25)$  (red dashed),  $(\theta_0, \sigma_0) = (49.9, 0.25)$ ,  $(\theta_i, \sigma_i) = (29.9, 0.25)$  (black dashed) and  $(\theta_0, \sigma_0) = (\theta_i, \sigma_i) = (29.9, 0.25)$  (homogeneous case, solid blue).



(iii) HGP with  $(\gamma_0, \zeta_0) = (15, 1050)$ ,  $(\gamma_i, \zeta_i) = (15, 1450)$  (red dashed),  $(\gamma_0, \zeta_0) = (15, 1950)$ ,  $(\gamma_i, \zeta_i) = (15, 1450)$  (black dashed) and  $(\gamma_0, \zeta_0) = (\gamma_i, \zeta_i) = (15, 1450)$  (homogeneous case, solid blue).

## D Further numerical results

Figure 8: Comparison of HDP (black solid), HPYP (black dashed), HGP (black dotted), HDPYP (gray solid), HPYDP (gray dashed), HGDP (dotted gray) and HGPYP (dashed-dotted gray) when  $\mathbb{E}[D_{i,t}] = 5$  (left panel) and when  $\mathbb{E}[D_{i,t}] = 10$  (right panel) and  $t = 50$ .

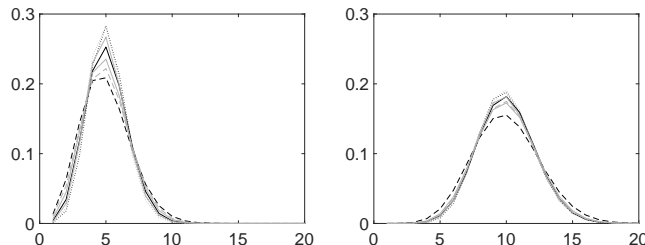
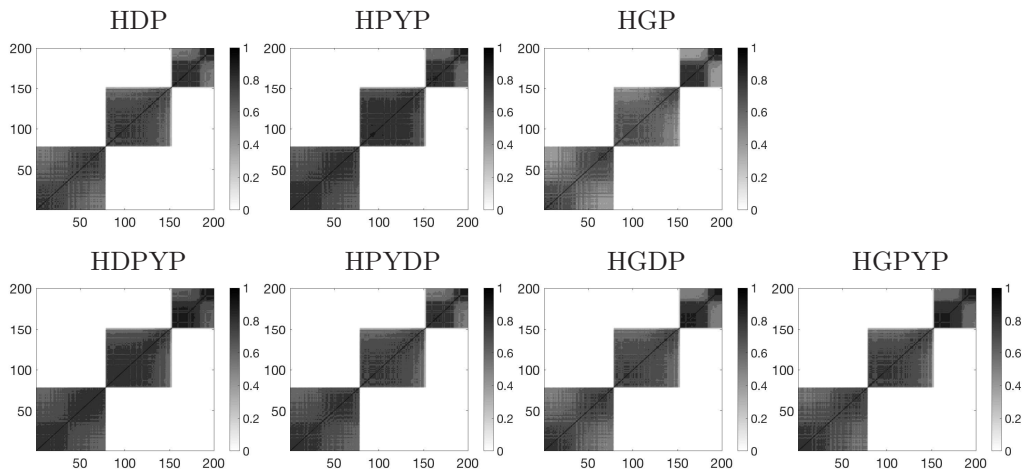


Table 3: Marginal and total expected number of clusters ( $E(D_{i,t})$  and  $E(D_t)$ , respectively), number of groups,  $I$  and number of observations per group,  $n_i$  for seven HSSMs following different parameter ( $\sigma_i$ ,  $\theta_i$ ,  $\gamma_i$  and  $\zeta_i$ ) and experimental (panel (a) and (b)) settings.

(a) Three-component normal mixtures												
HSSM	$\sigma_0$	$\sigma_1$	$\theta_0$	$\theta_1$	$\gamma_0$	$\gamma_1$	$\zeta_0$	$\zeta_1$	$E[D_{i,t}]$	$V[D_{i,t}]$	$I$	$n_i$
$HDP(\theta_0, \theta_1)$			3.50	3.50					5.00	2.46	2	50
$HPYP(\sigma_0, \theta_0, \sigma_1, \theta_1)$	0.25	0.25	2.00	2.00					5.00	3.53	2	50
$HGP(\gamma_0, \zeta_0, \gamma_1, \zeta_1)$					13.50	13.50	140	140	5.00	2.04	2	50
$HDPYP(\theta_0, \sigma_1, \theta_1)$		0.23	3.30	2.00					5.00	2.81	2	50
$HPYDP(\sigma_0, \theta_0, \theta_1)$	0.22		2.00	3.85					5.00	3.13	2	50
$HGDP(\gamma_0, \zeta_0, \theta_1)$			3.30	14.40			135		5.00	1.97	2	50
$HGPYP(\gamma_0, \zeta_0, \sigma_1, \theta_1)$		0.23	2.00	14.71			130		5.00	2.24	2	50
(b) Two-component normal mixtures												
$HDP(\theta_0, \theta_1)$			9.10	9.10					10.00	4.78	2	50
$HPYP(\sigma_0, \theta_0, \sigma_1, \theta_1)$	0.25	0.25	5.73	5.73					10.00	6.53	2	50
$HGP(\gamma_0, \zeta_0, \gamma_1, \zeta_1)$					18.00	18.00	425	425	10.00	4.54	2	50
$HDPYP(\theta_0, \sigma_1, \theta_1)$		0.22	6.50	6.20					10.00	5.28	2	50
$HPYDP(\sigma_0, \theta_0, \theta_1)$	0.22		10.40	6.20					10.00	5.16	2	50
$HGDP(\gamma_0, \zeta_0, \theta_1)$			9.00	18.00			400		10.00	4.37	2	50
$HGPYP(\gamma_0, \zeta_0, \sigma_1, \theta_1)$		0.21	5.80	18.00			400		10.00	4.84	2	50

Figure 9: Global co-clustering matrix for the three-component normal (panel (a)) and the two-component normal (panel (b)) mixture experiments.

(a) Three-component normal mixture experiment



(b) Two-component normal mixture experiment

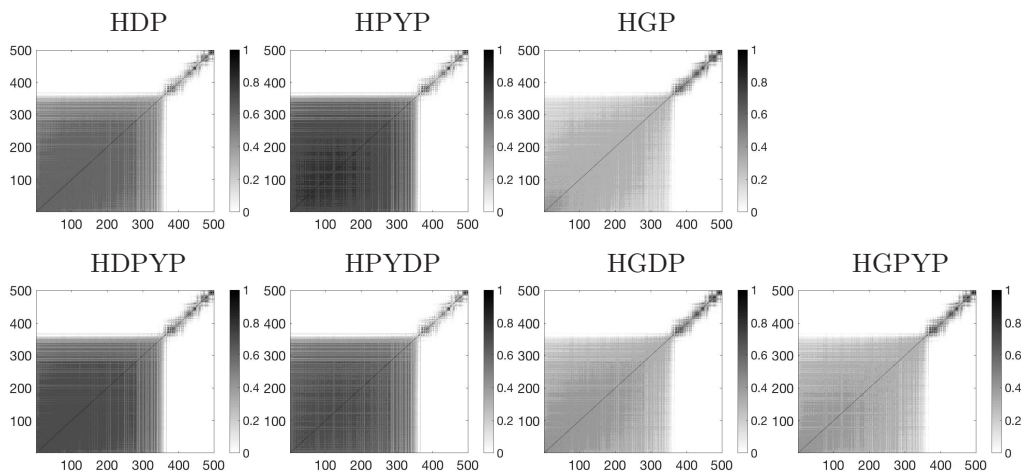
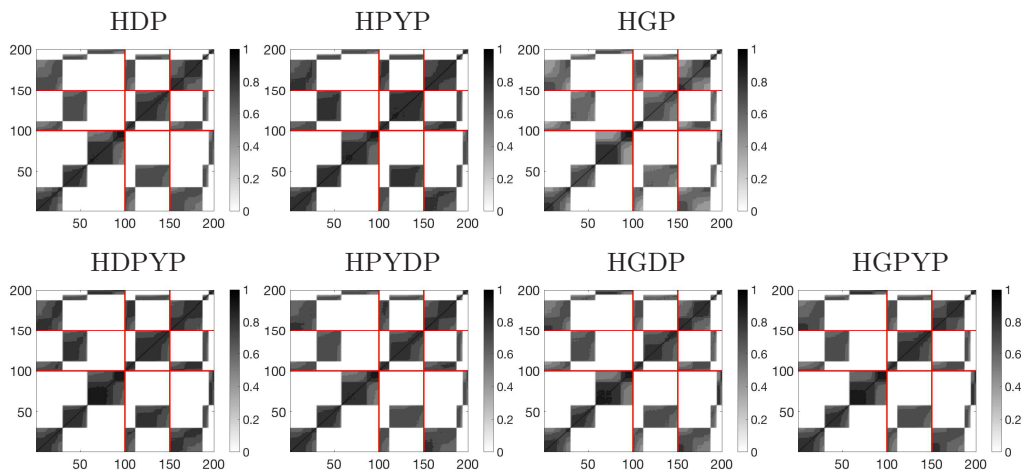




Figure 10: Restaurant co-clustering matrix for the for the three-component (panel (a)) and two-component (panel (b)) normal mixture experiments. Red lines denote the co-clustering within (blocks on the minor diagonal) and between restaurants (blocks out of the minor diagonal).

(a) Three-component normal mixture experiment



(b) Two-component normal mixture experiment

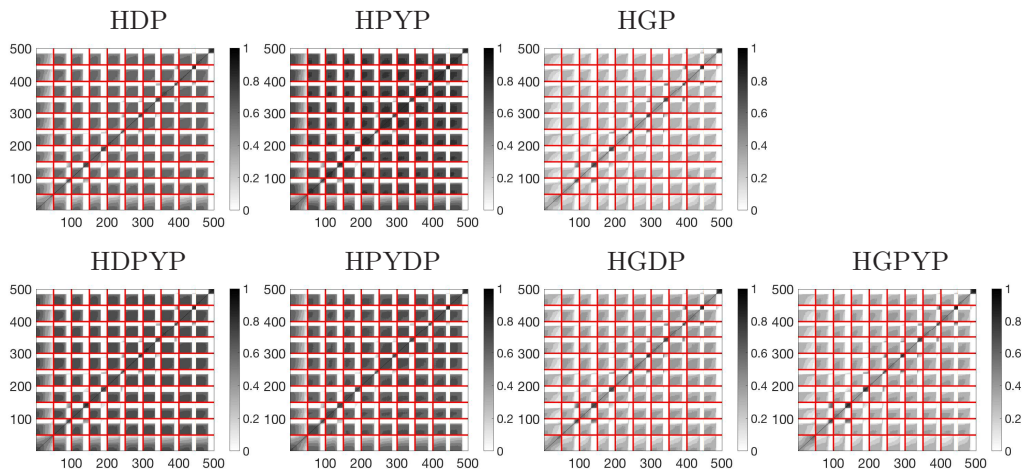
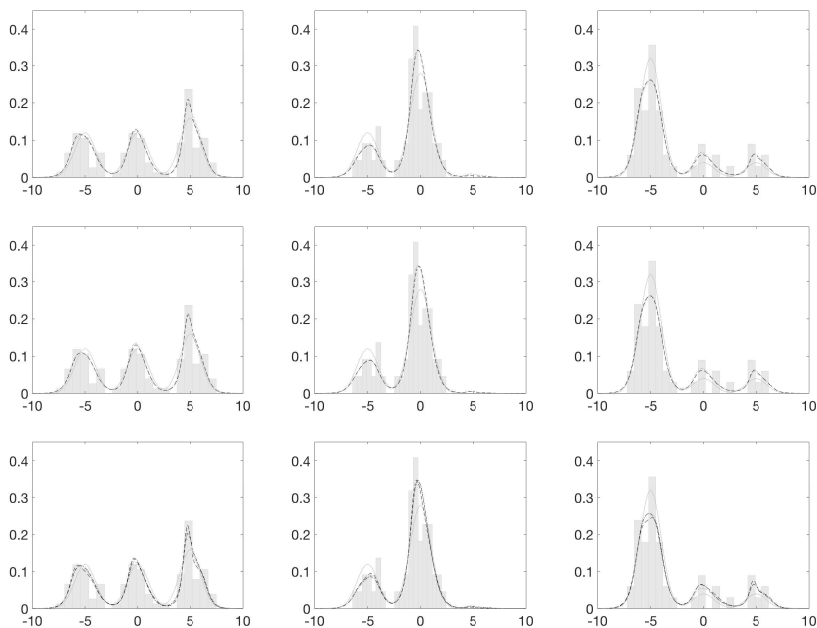


Figure 11: Predictive density for the three-component (two-component) normal mixture experiment. Columns: the predictive for the first (first), second (fifth) and third (tenth) restaurant. In each panel the predictive for HDP and HDPYP (first row), the HPYP and HPYDP (second row) and HGP, HGPYP and HGDP (third row).

(a) Three-component normal mixture experiment



(b) Two-component normal mixture experiment

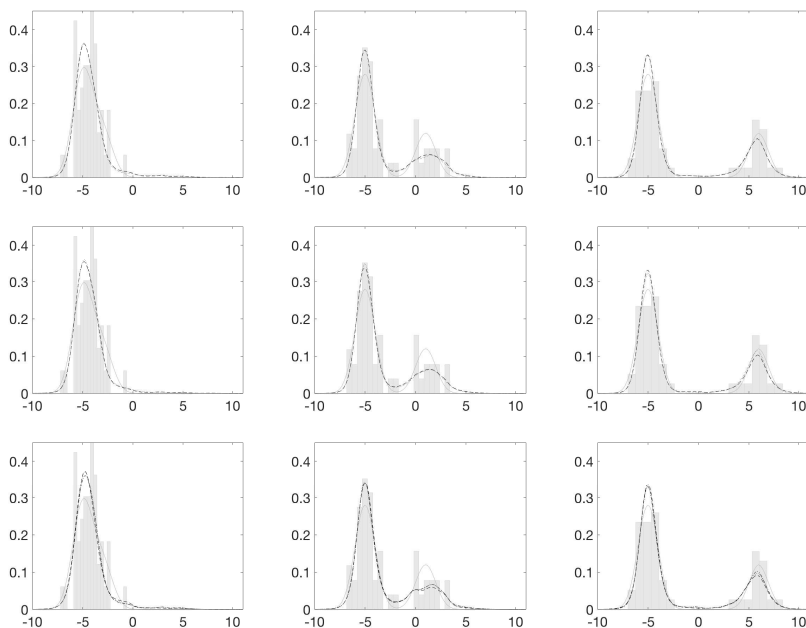
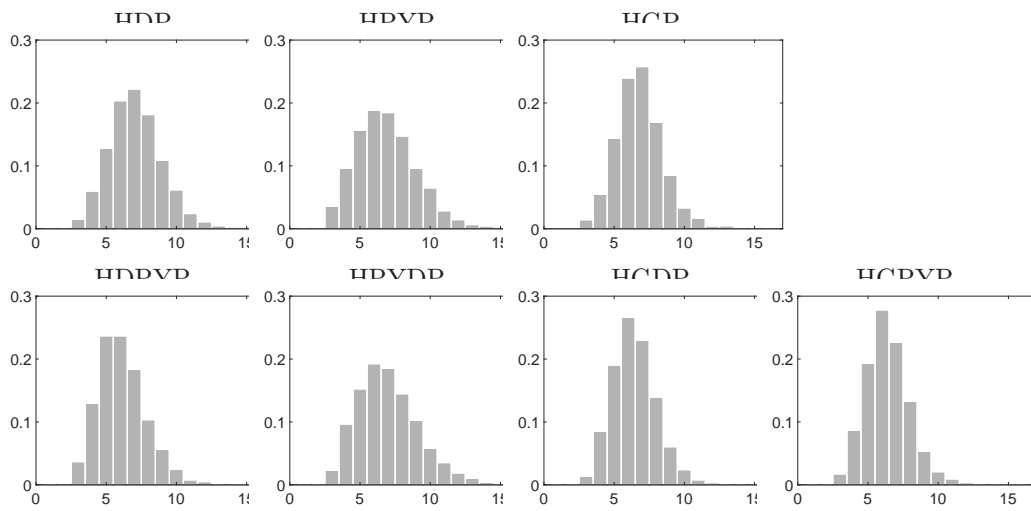


Figure 12: Posterior total number of clusters for the three-component normal (panel (a)) and the two-component normal (panel (b)) mixture experiments.

(a) Three-component normal mixture experiment



(b) Two-component normal mixture experiment

