

VEGAC: Visual Saliency-based Age, Gender, and Facial Expression Classification Using Convolutional Neural Networks

Ayesha Gurnani^{£1}, Vandit Gajjar^{£1}, Viraj Mavani^{£1}, Yash Khandhediya^{£1}

Department of Electronics and Communication Engineering and

Computer Vision Group, L. D. College of Engineering, Ahmedabad, India

{gurnani.ayasha.52, gajjar.vandit.381, mavani.viraj.604, khandhediya.yash.364}@ldce.ac.in

Abstract

This paper explores the use of Visual Saliency to Classify Age, Gender and Facial Expression for Facial Images. For multi-task classification, we propose our method VEGAC, which is based on Visual Saliency. Using the Deep Multi-level Network [1] and off-the-shelf face detector [2], our proposed method first detects the face in the test image and extracts the CNN predictions on the cropped face. The CNN of VEGAC were fine-tuned on the collected dataset from different benchmarks. Our convolutional neural network (CNN) uses the VGG-16 architecture [3] and is pre-trained on ImageNet for image classification.

We demonstrate the usefulness of our method for Age Estimation, Gender Classification, and Facial Expression Classification. We show that we obtain the competitive result with our method on selected benchmarks. All our models and code will be publically available.

1. Introduction

Since Deng *et al.* [4] and Russakovsky *et al.* [5] has proposed large-scale image database and large-scale image classification challenge ImageNet, with the help of Deep Convolutional Neural Networks (D-CNN), much progress has been made in the field of computer vision. Several novel architectures have been proposed and reduced the error-rate for the image classification tasks [6, 3, 7, 8, 9] on large-scale benchmarks [4, 10, 11]. The use of deep learning not also has revolutionized the field of computer vision but in many other research directions, it has made much progress, e.g. in games such as Go [12], in Audio Classification [13], Natural Language Processing [14], in Signal and Information processing [15].

Human face analysis, on the other hand, has gained more popularity after AlexNet has been introduced by Krizhevsky *et al.* [6]. Facial attribute classification, including Age, Gender and Facial expression classification [16, 17, 18, 19, 20] has been a topic of interest among many computer vision researchers for over five years. Introduction of deep learning to this domain has replaced

the need for handcrafted facial descriptors and data preprocessing. D-CNN models have been not only successfully applied to human face analysis, but also for the visual saliency detection [21, 22, 23]. Visual Saliency is fundamentally an intensity map where higher intensity signifies regions, where a general human being would look, and lower intensities mean decreasing level of visual attention. It's a measure of visual attention of humans based on the content of the image. It has numerous applications in computer vision and image processing tasks. It is still an open problem when considering the MIT Saliency Benchmark [24].

In previous five years, considering age estimation, gender classification and facial expression classification accuracies increased rapidly on several benchmarks. However, in unconstrained environments, i.e. low to high occluded face and low-resolution facial image, this classification tasks are still facing challenges to achieve competitive results. Some of the sample images are shown in the Fig. 1.



Figure 1: Sample images having unconstrained environments i.e. occlusion, low resolution.

In this paper, we tackle the age, gender, and facial expression classification problem from different angle. We are inspired by the recent progress in the domain of image classification and visual saliency prediction using deep learning to achieve the competitive results. Based on the above motivation our work for this multi-task classification of the facial image is as follows:

Our VEGAC method uses off-the-shelf face detector proposed by Mathias *et al.* [2] to obtain the location of the face in the test image. Then, we increase the margin of detected face by 30% and crop the face. After getting the cropped face, we pass the cropped face on the Deep Multi-

^{£1} Authors listed alphabetically. All contributions are considered equal.

level Network [1] to find the saliency maps (which are basically intensity maps). After getting the saliency maps, we multiply the input cropped face (100%) and salient crop face (70%) (Fig 2. Show the multiplied salient face examples.) Then we passed this multiplied salient cropped face to our fine-tuned network, and extract the network's prediction on the cropped face. Our CNN uses the VGG-16 architecture [3] and is pre-trained on Imagenet [4] for image classification task. Fine-tuning the CNN on training images with Age, Gender, and Facial Expression labels is an essential step to gain benefit from the representation power of the CNN.

We perform an extensive and comprehensive set of experiments on Adience, LFW, and AffectNet: A database for facial expression in the wild, to show the effectiveness of our method. We will make all code, and pre-trained models used in this work publically available.




Figure 2: Multiplied salient cropped face images after passing from Deep Multi-Level Network and multiplied with input cropped face. Our main contributions are as follows:

- We present our method VEGAC to classify Age, Gender and Facial Expression in the unconstrained conditions.
- We introduce visual saliency for accurate prediction and demonstrate the effectiveness of our method on three wild benchmarks.

The rest of this paper is as follows. In Section 2 we discuss the related work about Salient Object Detection, Age, Gender and Facial Expression Classification and Deep Convolutional Neural Network. In Section 3, we describe our method VEGAC with The Saliency Model, pre-processing, preparation of training, testing and validation split and implementation details. The experimental results are briefly shown in Section 4. Section 5 concludes the paper.

2. Related Work

2.1. Salient Object Detection

Over the last decade, much progress has been reported in saliency detection. Several supervised and unsupervised visual saliency detection have been proposed under different theoretical models [25, 26, 27, 28]. A visual saliency model proposed by Itti *et al.* [25] linearly combines image attributes including color, intensity to

recognize local prominence. However, this method tends to enlighten the visual salient pixels and loses object information. To characterize the spatial arrangement of image regions, Zhu *et al.* [29] proposed a background measurement technique. Cheng *et al.* [30] have addressed visual saliency detection based on the global region contrast, which simultaneously considers the spatial coherence across the regions and the global contrast over the image.

The methods and approaches that consider only local contexts tend to recognize high-frequency information and suppress the region inside visual salient objects. In an image, to compute the color difference between each pixel with respect to its mean, Achanta *et al.* [31] has proposed a method to estimate visual saliency. The work proposed by Liu *et al.* [32] uses both local and global set of attributes, which are integrated by a random field to generate a visual saliency map. Although compelling improvements have been made, most of this methods and approaches integrate hand-crafted features to create visual saliency map. Thus, in order to predict visual saliency maps and learn features automatically, we have used the Deep Multi-Level Network proposed by Cornia *et al.* [1]. The proposed model is used to calculate low and high-level features from the input image. For generating visual saliency-specific feature maps, the extracted features are fed to an encoding network, which learns a feature weighting function.

2.2. Age, Gender and Facial Expression Classification

A recent and detailed survey of the Age, Gender and Facial Expression classification can be found in the work of [33] and [34]. Here we quickly discuss the appropriate methods/approaches.

Age, Gender, and Facial Expressions are one of the key facial attributes, which plays a significant role in our social interactions. In the early 90's many approaches [35, 36, 37, 38] have been proposed for this facial attributes classification task. The approaches basically use the hand-crafted features for classification tasks, i.e. support vector machines. The major revolution has begun since, the deep convolutional neural networks have been introduced for image classification task, i.e. (AlexNet proposed by Krizhevsky *et al.* [6]). Then onwards many researchers have used the deep learning approaches for the facial attributes classification task. Levi *et al.* [16] have used very first time Deep Convolutional Neural Networks to Adience benchmark [39] using an over-sampling scheme for Age and Gender Classification. Alizadeh *et al.* [40] have developed CNN for a Facial Expression classification on a gray-scale facial image dataset provided by Kaggle website. Using cascade CNN robust face-detector

proposed by *Li et al.* [52], *Gajjar et al.* [51] have presented a method 2 box 3 crop of a facial image for gender classification. The method was trained and tested on Adience and LFW benchmark, using ablation study the method has gained competitive result on both benchmarks.

Using convolutional neural networks, several approaches/methods for facial attribute classification have been proposed by different researcher's i.e. *Rothe et al.* [45] proposed DEX method for age classification using the ensemble of 20 networks on the cropped faces of IMDB-Wiki benchmark. *Jung et al.* [47] have proposed a novel joint fine-tuning method for Facial Expression classification. *Liao et al.* [48] have presented an approach using local deep neural networks. They have proposed to use the nine overlapping patches per image instead of an entire facial image, which significantly reduces the training time. *Dehghan et al.* [49] has proposed a fully automatic age, gender, and facial expression classification system with a backbone of several deep convolutional neural networks and achieve the state-of-the-art method on several public benchmarks. Unfortunately, there is no specific details are given about the model architecture in the system the authors have used. *Ranjan et al.* [50] have presented a multi-task CNN-based method for classification of Age, Gender, and Smile for facial image. The method detects the face in the test image, extract facial key-points and determine its age, and gender from a less constrained environment. The method also assigns an identity descriptor to each face which can be further used for face detection and verification. The proposed method was trained on several major facial benchmarks including CASIA, MORPH, IMDB-WIKI, Adience, CelebA, and AFLW with almost 1 million training samples.

Recently, researchers have used the recognition system using visual salient features and convolutional neural networks i.e. *Mavani et al.* [20], *Uddin et al.* [41], *Liu et al.* [42], *Happy et al.* [46], *Khan et al.* [53] for facial expression classification, *Gurnani et al.* [43], *Gajjar et al.* [44], *Wang et al.* [55], *Aguilar et al.* [57] for human detection and tracking in video surveillance, *Zhao et al.* [56] for Person re-identification, *Tong et al.* [54] for face detection.

2.3. Deep Convolutional Neural Networks

Lecun et al. [58] have presented the first application of convolutional neural network for handwritten code recognition. The model was comparatively very simple, due to the limited computational power. Since *Raina et al.* [59] has used graphics processing units (GPUs) in large-scale deep unsupervised learning, the revolution has begun for deep learning. Generally, in the deep learning, the data needs to be very large for convolutional neural

networks to understand an image. Thus with introduction of very-large scale datasets, i.e. ImageNet proposed by *Deng et al.* [4], Pascal VOC benchmark proposed by *Everingham et al.* [10], and COCO Dataset proposed by *Lin et al.* [11], novel architectures have been proposed for image classification tasks, i.e. AlexNet by *Krizhevsky et al.* [6], VGG-16 by *Simonyan et al.* [3], GoogLeNet by *Szegedy et al.* [7], ResNet by *He et al.* [8], DenseNet by *Huang et al.* [9], AOG-Net by *Li et al.* [60].

Deep convolutional neural network models have been shown to perform well in spite of the strong dissimilarity in changing viewpoints, low-resolution images, and various lighting conditions. The strength of convolutional neural networks and their success in the task of image classification, visual saliency detection, and face detection make them a strong candidate for VEGAC method.

3. Our Proposed Method (VEGAC)

The detailed representation of VEGAC is shown in Figure 3. We have fine-tuned the VGG-16 architecture on a dataset prepared using Adience, LFW, and AffectNet for the task of age, gender and facial expression classification. The step-by-step process of training and testing is given below.

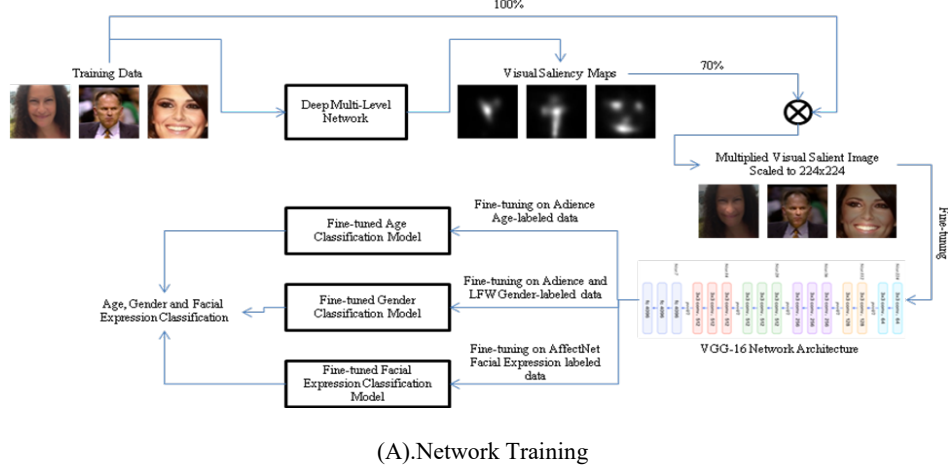
3.1. Training and Testing Details

3.1.1 Training steps:

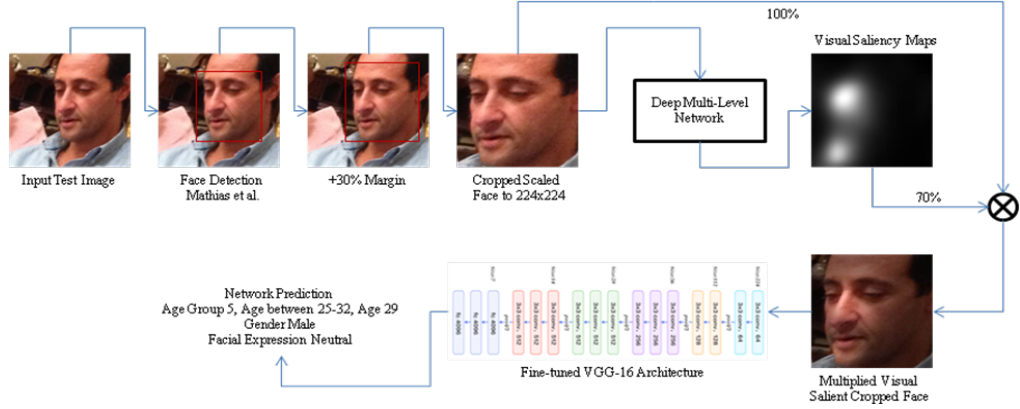
- Initially, for training phase, we start by passing the training images into Deep Multi-Level Network [1] and compute the visual saliency maps of a face. The network which is based on a CNN is used to extract the necessary feature.
- After computing visual saliency, we multiply normal image (100%) and visual salient image (70%), and finally get the multiplied visual salient image. Samples are shown in Fig.2.
- For classification, we scaled the images to 224x224 and pass this multiplied visual salient image with labels to VGG-16 architecture for fine-tuning.

3.1.2 Testing steps:

- For testing phase, we run the face-detector proposed by *Mathias et al.* [2] to obtain the location of face and bounding-box around the face. After getting bounding-box, we increase the margin of bounding-box by 30% and then after we crop the face. Then, we scaled the increased marginal cropped face to 224x224 and pass this increased marginal scaled cropped face to Deep Multi-Level Network [1] and compute the visual saliency maps of the cropped face.



(A).Network Training



(B).Network Testing

Figure 3: This figure shows the detailed representation of VEGAC method using Visual Saliency and VGG-16 Convolutional architecture. (A) Using the multiplied visual salient image with labels, the architecture learns the features. (B) At testing, the predictions are generated for given test image by the fine-tuned VGG-16 network on the cropped face.

- For step 2 we follow the procedure as training step 2.
- After completing step 2, we pass the multiplied visual salient cropped face to fine-tuned VGG-16 for age, gender, and facial expression classification.

3.2. The Saliency Model

We used the Deep Multi-Layer Network for saliency prediction [1], it's called as ML-Net. For computing low and high-level features from the input image, a convolutional neural network is used. For generating visual saliency-specific feature maps, extracted features are fed to an encoding network, which learns a feature weighting function. The main agenda of using a visual saliency model is to propose possible regions which are dominant for the prediction in the input image. Examples of the visual salience windowed image are given in Figure 2. The Deep Multi-Level Network by Cornia *et al.* described in [1] outperforms all other models on the

SALICON Dataset [61] and also performs better on the MIT Saliency Benchmark [24].

3.3. Preparation of Training & Testing Data

We prepare the training, validation and testing image-set from Adience [39], Labeled face in the wild (LFW) [62] and AffectNet [63] for age, gender, and facial expression classification. These three datasets are very popular dataset for age, gender and facial expression classification on facial images. The Adience was published by Eidinger *et al.* [39] in 2014, containing 26580 images of 2284 subjects with age and gender annotations. However, some of the images are not annotated with corresponding age and age-group annotations, thus we have manually annotated those images three times to correct all the age and age-group annotations. Same as LFW is also one of the recognizable datasets among the community. The dataset contains 13233 images of 5749 subjects (1680 subjects

have two or more images in the set) and we have manually annotated gender labels five times to eliminate any incorrect annotations. One of the wild dataset for facial expression is of AffectNet proposed by Mollahosseini *et al.* [63]. The dataset consists of total 456349 images with training, validation, and testing image-set including 11 expressions. Access to the testing-set is not granted by the authors as they want to create a competition in the future. Thus we have split the dataset as the community does for datasets which do not have split. We have used the dataset consist of 287401 images with 7 expressions including Neutral, Happy, Sad, Surprise, Fear, Disgust, and Anger.

The key factor for choosing these three datasets is that these datasets have several variations like the change in appearance, pose, different light condition, low and high-resolution images. These types of condition provide an unconstrained environment and challenging learning problem for algorithms/methods. For age, gender, and facial expression training validation and testing split as given in Table 1.

Age				
		Training	Validation	Testing
Adience		17334	5748	3498
Total		17334	5748	3498
Gender				
Adience		16297	4973	5310
LFW		7314	2180	3739
Total		23611	7153	9049
Facial Expressions				
AffectNet	Neutral	48993	11306	15075
	Happy	87695	20237	26983
	Sad	16873	3894	5192
	Surprise	9484	2188	2918
	Fear	4471	1031	1376
	Disgust	2797	645	861
	Anger	16498	3808	5076
Total		186811	43109	57481

Table 1: An overview of training, validation and testing image set.²

3.4. Implementation Details

The implementation was carried on the workstation with Intel Xeon E2630 v4 – 10 core processor accelerated by NVIDIA TitanX Pascal.

VGG-16 proposed by Simonyan *et al.* [3], and it is 16-layer deep convolutional neural network used in the ILSVRC (ImageNet Challenge). The model has

² We took care for splitting the data as the training, and testing subjects and images do not overlap.

achieved 7.5% top-5 error rate on the validation set and placed second in the competition.

For implementation process, we initially define the fully connected layer and load the ImageNet pretrained weight to the model. For fine-tuning purpose, we truncate the original Softmax layer and replace the original Softmax layer with our new Softmax layer. As for age classification, age groups are divided in eight groups, for gender classification, gender has two classes, and for facial expression classification, expression have seven class, we label the number of classes as eight for age, two for gender and seven for facial expression classification task. We freeze the weight for the first 10 layers and so they remain intact throughout the fine-tuning process. It is generally common in computer vision augment the training dataset and prepares many samples from original data. Some basic data augmentations are slight rotations, flipping images etc. The agenda behind is to add small perturbations without damaging the central object so that deep convolutional neural network is more robust in real-world variations. We have used the Keras framework proposed by Chollet *et al.* [64] with Tensorflow as backend. As Keras provides the mechanism to perform such data augmentations quickly, thus we augment the training image-set with up to $\pm 5^\circ$ of random rotation. We then fine-tune the model for Age, Gender and Facial Expression classification by minimizing the cross-entropy loss function as in [65] proposed by Bottou *et al.* During fine-tuning, we already have a pre-trained model trained on very-large scale image data, so we have used Adam optimizer with a very slow learning rate. We have observed little over-fitting during fine-tuning the models thus, we increased the dropout to 0.5. Notice that we use an initial learning rate of 0.001 rather than 0.01 (as it is normally used in the training from scratch.) The model is fine-tuned for 80 epochs with learning rate of 0.001 and after 50 epochs, for every 10 epochs the learning rate is dividing with 10. The overall fine-tuning process has taken more than half-day to complete.

4. Experiments

In this section, we present the experimental evaluations of our VEGAC methods on the test set of Adience, LFW, and AffectNet for classification.

4.1. Age Classification

A performance comparison between the proposed method and the state-of-the-art methods are shown in Table 2. Table 3 gives the confusion matrix for the proposed method. From Table 3, we noticed that the 0-2-year-old age contain different features that enable the classifier to differentiate this age group very easily.

	0-2	4-6	8-13	15-20	25-32	38-43	48-53	60-
0-2	92.1	4.2	0.0	1.3	0.0	2.4	0.0	0.0
4-6	21.3	69.3	5.8	3.1	0.0	0.0	0.4	0.1
8-13	3.5	18.6	49.7	13.4	9.7	3.2	1.9	0.0
15-20	1.4	0.3	13.7	33.2	45.7	3.7	1.2	0.8
25-32	0.2	0.0	0.1	4.7	88.4	3.8	2.3	0.5
38-43	0.0	0.4	0.7	3.8	51.7	27.3	13.8	2.3
48-53	0.8	0.0	0.0	0.9	2.6	18.3	47.8	29.6
60-	0.0	0.3	0.4	2.8	2.7	3.5	11.6	78.7

Table 3: Confusion matrix of our method on the test set using fine-tuned age model.

38-43-year-old age labels classified with the lowest accuracy of 27.3%. This group is adjacent to labels of 25-32-year-old age group. This result might be a result of the difference in subject numbers between 25-32 and 38-43 year age group.

Methods	Accuracy Top - 1
Eidinger <i>et al.</i> [39]	45.1 \pm 2.6%
Levi <i>et al.</i> [16] (Single crop)	49.5 \pm 4.4%
Levi <i>et al.</i> [16] (Multi crop)	50.7 \pm 5.1%
Qawaqneh <i>et al.</i> [66]	59.9%
Ours VEGAC	60.8%
Dehghan <i>et al.</i> [49]	61.3 \pm 3.7%

Table 2: Age classification accuracy results on Adience benchmark.

4.2. Gender Classification

We compared our gender classification method on the Adience and LFW benchmark with other competitive methods. After fine-tuning the model, we get the classification accuracies 88.9% and 96.8% on the test of Adience and LFW respectively. So 4720 out of 5310 test images and 3619 out of 3739 test images predicted correctly.

Method	Accuracy
Eidinger <i>et al.</i> [39]	77.8%
Liao <i>et al.</i> [48]	78.63%
Hassner <i>et al.</i> [67]	79.3%
Levi <i>et al.</i> [16]	85.9%
Levi <i>et al.</i> [16]	86.8%
Ours VEGAC	88.9%
Gajjar <i>et al.</i> [51]	90.8%
Dehghan <i>et al.</i> [49]	91%

Table 4: Gender classification accuracy results on Adience benchmark.

Table 4 and Table 5 show the gender classification accuracy result on Adience and LFW dataset. For gender

classification, we haven’t used the Adience five-fold experiments, as we have found that the splitting of training, validation, and testing is not proper. One of the folds contains 12256 training images, 1339 validation, and 1339 testing images. Thus, to check the true ability of the network, we have increased the number of validation and testing images to get the competitive results. Also, we have used ablation experiment to get better results by adding LFW dataset.

Method	Accuracy
Tapia <i>et al.</i> [68]	90%
Shan <i>et al.</i> [69]	94.81%
Gajjar <i>et al.</i> [51]	95.3%
Liao <i>et al.</i> [48]	95.64%
Afifi <i>et al.</i> [72]	95.98%
Ours VEGAC	96.8%
Nian <i>et al.</i> [70]	98.8%
Jia <i>et al.</i> [71]	98.9%

Table 5: Gender classification accuracy results on Labeled Faces in Wild (LFW) benchmark.

4.3. Facial Expression Classification

Using our proposed method, we have evaluated VEGAC on AffectNet, which is wild dataset and having more number of images compare to other datasets. We have split the data as per given in Table 1 for testing the effectiveness of our method. Overall we gained the facial expression classification accuracy on the test is 72.2%. The confusion matrix for seven facial expressions is shown in Table 6. In Table 7, we show the comparisons of the competitive method used for different datasets. From the Table 6, we noticed that the happy expression is having less confusion among all other expressions, and gained the highest accuracy with 81.2%. While on the other side, the sad expression is having high confusion with other expressions especially neutral expression and gained the lowest accuracy with 67.8%. From the table neutral, sad, disgust and anger, these expressions are more confused with each other.

	Neutral	Happy	Sad	Surprise	Fear	Disgust	Anger
Neutral	65.3	6.7	7.9	6.3	2.1	3.8	7.9
Happy	3.8	81.2	0.9	4.3	0.2	7.4	2.2
Sad	21.2	1.8	67.8	2.4	3.5	2.7	0.6
Surprise	7.6	3.9	2.1	78.3	7.5	0.4	0.2
Fear	1.3	3.2	4.9	11.5	73.4	4.9	0.8
Disgust	4.1	2.5	0.3	2.8	18.2	71.1	1.0
Anger	6.1	0.7	3.7	4.6	3.9	12.3	68.7

Table 6: Confusion matrix of our method on the test set using fine-tuned facial expression model.

Dataset	Method	Accuracy
SFEW	Yu <i>et al.</i> [73]	51.27%
CFEE and RaFd	Mavani <i>et al.</i> [20]	65.39%
CK+	Zhao <i>et al.</i> [75]	88.99%
	Klser <i>et al.</i> [76]	91.44%
	Liu <i>et al.</i> [77]	92.4%
	Liu <i>et al.</i> [78]	94.19%
	Rodriguez <i>et al.</i> [74]	96.6%
	Kim <i>et al.</i> [79]	97.93%
AffectNet*	Mollahosseini <i>et al.</i> [63]	53.9%
	Mollahosseini <i>et al.</i> [63]	60.2%
	Mollahosseini <i>et al.</i> [63]	66.07%
	Ours VEGAC	72.2%

Table 7: Facial expression classification accuracy results on different datasets using different methods. *Notice that AffectNet is the extreme wild dataset compare to other datasets and have more number of images.

4.4. Generalization Capabilities

Our aim of this method is to create a generalized framework for unseen data. Our proposed method has achieved 60.8%, 88.9 & 96.8%, and 72.2% age, gender, and facial expression classification accuracy. In order to check the true ability of our method and our fine-tuned network, we have done one more experiment. We have collected some of the test images in the different style of close-up. These test images are extremely wild, contains variation on faces, blurred and extreme noise. Figure 6: shows the qualitative results of these test images. The prediction from the network shows that how effective our method is. As from Figure 6, we can see that the lower-left image is having low-resolution and blur on the face,

and our network predicts the same exact prediction as per ground-truth.




Figure 4: Qualitative results for the task of age, gender and facial expression classification in different style of close-up images including noise, and blur.

5. Discussion and Conclusion

Our proposed method VEGAC has shown a new direction for training a neural network based on visual saliency. We conclude that by proposing multiplied visual salient regions directly to the convolutional neural network will improve the performance significantly. With our proposed method, we have observed that eyes, mouth, and nose regions are playing an important role in the prediction. Thus, two major conclusions can be made from our experimental results. First using visual salient regions the performance for Age, Gender and Facial Expression classification are improved. Second, the simplicity of our method implies that with extreme wild, and more number of training data may well be capable to improve the performance greatly beyond reported here.

References

- [1] Cornia M, Baraldi L, Serra G, Cucchiara R. A deep multi-level network for saliency prediction. InPattern

- Recognition (ICPR), 2016 23rd International Conference on 2016 Dec 4 (pp. 3488-3493). IEEE.
- [2] Mathias M, Benenson R, Pedersoli M, Van Gool L. Face detection without bells and whistles. In *European Conference on Computer Vision 2014 Sep 6* (pp. 720-735). Springer, Cham.
 - [3] Simonyan K, Zisserman A. Very deep convolutional networks for large-scale image recognition. *arXiv preprint arXiv:1409.1556*. 2014 Sep 4.
 - [4] Deng J, Dong W, Socher R, Li LJ, Li K, Fei-Fei L. Imagenet: A large-scale hierarchical image database. In *Computer Vision and Pattern Recognition, 2009. CVPR 2009. IEEE Conference on 2009 Jun 20* (pp. 248-255). IEEE.
 - [5] Russakovsky O, Deng J, Su H, Krause J, Satheesh S, Ma S, Huang Z, Karpathy A, Khosla A, Bernstein M, Berg AC. Imagenet large scale visual recognition challenge. *International Journal of Computer Vision*. 2015 Dec 1;115(3):211-52.
 - [6] Krizhevsky A, Sutskever I, Hinton GE. Imagenet classification with deep convolutional neural networks. In *Advances in neural information processing systems 2012* (pp. 1097-1105).
 - [7] Szegedy C, Liu W, Jia Y, Sermanet P, Reed S, Anguelov D, & Rabinovich, A.(2015). Going deeper with convolutions. In *Proceedings of the IEEE conference on computer vision and pattern recognition* (pp. 1-9).
 - [8] He K, Zhang X, Ren S, Sun J. Deep residual learning for image recognition. In *Proceedings of the IEEE conference on computer vision and pattern recognition 2016* (pp. 770-778).
 - [9] Huang G, Liu Z, Weinberger KQ, van der Maaten L. Densely connected convolutional networks. In *Proceedings of the IEEE conference on computer vision and pattern recognition 2017 Jul 1* (Vol. 1, No. 2, p. 3).
 - [10] Everingham M, Van Gool L, Williams CK, Winn J, Zisserman A. The pascal visual object classes (voc) challenge. *International journal of computer vision*. 2010 Jun 1;88(2):303-38.
 - [11] Lin TY, Maire M, Belongie S, Hays J, Perona P, Ramanan D, Dollár P, Zitnick CL. Microsoft coco: Common objects in context. In *European conference on computer vision 2014 Sep 6* (pp. 740-755). Springer, Cham.
 - [12] Silver D, Huang A, Maddison CJ, Guez A, Sifre L, Van Den Driessche G, Schrittwieser J, Antonoglou I, Panneershelvam V, Lanctot M, Dieleman S. Mastering the game of Go with deep neural networks and tree search. *nature*. 2016 Jan 28;529(7587):484-9.
 - [13] Lee H, Pham P, Largman Y, Ng AY. Unsupervised feature learning for audio classification using convolutional deep belief networks. In *Advances in neural information processing systems 2009* (pp. 1096-1104).
 - [14] Collobert R, Weston J. A unified architecture for natural language processing: Deep neural networks with multitask learning. In *Proceedings of the 25th international conference on Machine learning 2008 Jul 5* (pp. 160-167). ACM.
 - [15] Yu D, Deng L. Deep learning and its applications to signal and information processing [exploratory dsp]. *IEEE Signal Processing Magazine*. 2011 Jan;28(1):145-54.
 - [16] Levi G, Hassner T. Age and gender classification using convolutional neural networks. In *Proceedings of the IEEE Conference on Computer Vision and Pattern Recognition Workshops 2015* (pp. 34-42).
 - [17] Rothe R, Timofte R, Van Gool L. Dex: Deep expectation of apparent age from a single image. In *Proceedings of the IEEE International Conference on Computer Vision Workshops 2015* (pp. 10-15).
 - [18] Zhang K, Tan L, Li Z, Qiao Y. Gender and smile classification using deep convolutional neural networks. In *Proceedings of the IEEE Conference on Computer Vision and Pattern Recognition Workshops 2016* (pp. 34-38).
 - [19] Jung H, Lee S, Yim J, Park S, Kim J. Joint fine-tuning in deep neural networks for facial expression recognition. In *Computer Vision (ICCV), 2015 IEEE International Conference on 2015 Dec 7* (pp. 2983-2991). IEEE.
 - [20] Mavani V, Raman S, Miyapuram KP. Facial Expression Recognition Using Visual Saliency and Deep Learning. In *Proceedings of the IEEE Conference on Computer Vision and Pattern Recognition 2017* (pp. 2783-2788).
 - [21] Li G, Yu Y. Visual saliency based on multiscale deep features. In *Computer Vision and Pattern Recognition (CVPR), 2015 IEEE Conference on 2015 Jun 7* (pp. 5455-5463). IEEE.
 - [22] Liu R, Cao J, Lin Z, Shan S. Adaptive partial differential equation learning for visual saliency detection. In *Proceedings of the IEEE conference on computer vision and pattern recognition 2014* (pp. 3866-3873).
 - [23] Borji A. Boosting bottom-up and top-down visual features for saliency estimation. In *Computer Vision and Pattern Recognition (CVPR), 2012 IEEE Conference on 2012 Jun 16* (pp. 438-445). IEEE.
 - [24] Bylinskii Z, Judd T, Borji A, Itti L, Oliva A, Torralba A. MIT Saliency Benchmark. In *Proceedings {Judd_2012}*. 2016.
 - [25] Itti L, Koch C, Niebur E. A model of saliency-based visual attention for rapid scene analysis. *IEEE Transactions on pattern analysis and machine intelligence*. 1998 Nov;20(11):1254-9.
 - [26] Li S, Lu H, Lin Z, Shen X, Price B. Adaptive metric learning for saliency detection. *IEEE Transactions on Image Processing*. 2015 Nov;24(11):3321-31.
 - [27] Lu S, Mahadevan V, Vasconcelos N. Learning optimal seeds for diffusion-based salient object detection. In *Proceedings of the IEEE Conference on Computer Vision and Pattern Recognition 2014* (pp. 2790-2797).
 - [28] Achanta R, Hemami S, Estrada F, Susstrunk S. Frequency-tuned salient region detection. In *Computer vision and pattern recognition, 2009. cvpr 2009. iee conference on 2009 Jun 20* (pp. 1597-1604). IEEE.
 - [29] Zhu W, Liang S, Wei Y, Sun J. Saliency optimization from robust background detection. In *Proceedings of the IEEE conference on computer vision and pattern recognition 2014* (pp. 2814-2821).
 - [30] Cheng MM, Warrell J, Lin WY, Zheng S, Vineet V, Crook N. Efficient salient region detection with soft

- image abstraction. In *Computer Vision (ICCV)*, 2013 IEEE International Conference on 2013 Dec 1 (pp. 1529-1536). IEEE.
- [31] Achanta R, Hemami S, Estrada F, Susstrunk S. Frequency-tuned salient region detection. In *Computer vision and pattern recognition*, 2009. cvpr 2009. iee conference on 2009 Jun 20 (pp. 1597-1604). IEEE.
- [32] Liu T, Yuan Z, Sun J, Wang J, Zheng N, Tang X, Shum HY. Learning to detect a salient object. *IEEE Transactions on Pattern analysis and machine intelligence*. 2011 Feb;33(2):353-67.
- [33] Lapuschkin S, Binder A, Muller KR, Samek W. Understanding and Comparing Deep Neural Networks for Age and Gender Classification. In *Proceedings of the IEEE Conference on Computer Vision and Pattern Recognition 2017* (pp. 1629-1638).
- [34] Corneanu CA, Simón MO, Cohn JF, Guerrero SE. Survey on rgb, 3d, thermal, and multimodal approaches for facial expression recognition: History, trends, and affect-related applications. *IEEE transactions on pattern analysis and machine intelligence*. 2016 Aug 1;38(8):1548-68.
- [35] Lyons M, Akamatsu S, Kamachi M, Gyoba J. Coding facial expressions with gabor wavelets. In *Automatic Face and Gesture Recognition*, 1998. Proceedings. Third IEEE International Conference on 1998 Apr 14 (pp. 200-205). IEEE.
- [36] Padgett C, Cottrell GW. Representing face images for emotion classification. In *Advances in neural information processing systems 1997* (pp. 894-900).
- [37] Kwon YH, da Vitoria Lobo N. Age classification from facial images. *Computer vision and image understanding*. 1999 Apr 1;74(1):1-21.
- [38] Golomb BA, Lawrence DT, Sejnowski TJ. Sexnet: A neural network identifies sex from human faces. In *NIPS* 1990 Oct 1 (Vol. 1, p. 2).
- [39] Eidingen E, Enbar R, Hassner T. Age and gender estimation of unfiltered faces. *IEEE Transactions on Information Forensics and Security*. 2014 Dec;9(12):2170-9.
- [40] Alizadeh S, Fazel A. Convolutional Neural Networks for Facial Expression Recognition. *arXiv preprint arXiv:1704.06756*. 2017 Apr 22.
- [41] Uddin MZ, Khaksar W, Torresen J. Facial Expression Recognition Using Salient Features and Convolutional Neural Network. *IEEE Access*. 2017;5:26146-61.
- [42] Liu Y, Li Y, Ma X, Song R. Facial expression recognition with fusion features extracted from salient facial areas. *Sensors*. 2017 Mar 29;17(4):712.
- [43] Gurnani A, Gajjar V, Mavani V, Khandhediya Y. Using Visual Saliency to Improve Human Detection with Convolutional Networks. *arXiv preprint arXiv:1803.01687*. 2018 Feb 21.
- [44] Gajjar V, Gurnani A, Khandhediya Y. Human Detection and Tracking for Video Surveillance: A Cognitive Science Approach. In *Proceedings of the IEEE Conference on Computer Vision and Pattern Recognition 2017* (pp. 2805-2809).
- [45] Rothe R, Timofte R, Van Gool L. Dex: Deep expectation of apparent age from a single image. In *Proceedings of the IEEE International Conference on Computer Vision Workshops 2015* (pp. 10-15).
- [46] Happy SL, Routray A. Automatic facial expression recognition using features of salient facial patches. *IEEE transactions on Affective Computing*. 2015 Jan 1;6(1):1-2.
- [47] Jung H, Lee S, Yim J, Park S, Kim J. Joint fine-tuning in deep neural networks for facial expression recognition. In *Computer Vision (ICCV)*, 2015 IEEE International Conference on 2015 Dec 7 (pp. 2983-2991). IEEE.
- [48] Liao Z, Petridis S, Pantic M. Local Deep Neural Networks for Age and Gender Classification. *arXiv preprint arXiv:1703.08497*. 2017 Mar 24.
- [49] Dehghan A, Ortiz EG, Shu G, Masood SZ. Dager: Deep age, gender and emotion recognition using convolutional neural network. *arXiv preprint arXiv:1702.04280*. 2017 Feb 14.
- [50] Ranjan R, Sankaranarayanan S, Castillo CD, Chellappa R. An all-in-one convolutional neural network for face analysis. In *Automatic Face & Gesture Recognition (FG 2017)*, 2017 12th IEEE International Conference on 2017 May 30 (pp. 17-24). IEEE.
- [51] Gajjar V. $2^A B3^C$: 2 Box 3 Crop of Facial Image for Gender Classification with Convolutional Networks. *arXiv preprint arXiv:1803.02181*. 2018 Mar 5.
- [52] Li H, Lin Z, Shen X, Brandt J, Hua G. A convolutional neural network cascade for face detection. In *Proceedings of the IEEE Conference on Computer Vision and Pattern Recognition 2015* (pp. 5325-5334).
- [53] Khan RA, Meyer A, Konik H, Bouakaz S. Saliency Based Framework for Facial Expression Recognition. *Frontiers of Computer Science*. 2017 Mar 24.
- [54] Tong Y, Chen R, Jiao L, Yan Y. An Unconstrained Face Detection Algorithm Based on Visual Saliency. In *International Conference on Emerging Internetworking, Data & Web Technologies 2017 Jun 10* (pp. 467-474). Springer, Cham.
- [55] Wang X, Yu D, Han J, Zhang G. A Saliency Based Human Detection Framework for Infrared Thermal Images. In *CCF Chinese Conference on Computer Vision 2017 Oct 11* (pp. 282-294). Springer, Singapore.
- [56] Zhao R, Oyang W, Wang X. Person re-identification by saliency learning. *IEEE transactions on pattern analysis and machine intelligence*. 2017 Feb 1;39(2):356-70.
- [57] Aguilar WG, Luna MA, Moya JF, Abad V, Ruiz H, Parra H, Lopez W. Cascade Classifiers and Saliency Maps Based People Detection. In *International Conference on Augmented Reality, Virtual Reality and Computer Graphics 2017 Jun 12* (pp. 501-510). Springer, Cham.
- [58] LeCun Y, Bottou L, Bengio Y, Haffner P. Gradient-based learning applied to document recognition. *Proceedings of the IEEE*. 1998 Nov;86(11):2278-324.
- [59] Raina R, Madhavan A, Ng AY. Large-scale deep unsupervised learning using graphics processors. In *Proceedings of the 26th annual international conference on machine learning 2009 Jun 14* (pp. 873-880). ACM.
- [60] Li X, Wu T, Song X, Krim H. AOGNets: Deep AND-OR Grammar Networks for Visual Recognition. *arXiv preprint arXiv:1711.05847*. 2017 Nov 15.

- [61] Huang X, Shen C, Boix X, Zhao Q. Salicon: Reducing the semantic gap in saliency prediction by adapting deep neural networks. In *Proceedings of the IEEE International Conference on Computer Vision 2015* (pp. 262-270).
- [62] Huang GB, Ramesh M, Berg T, Learned-Miller E. Labeled faces in the wild: A database for studying face recognition in unconstrained environments. Technical Report 07-49, University of Massachusetts, Amherst; 2007 Oct.
- [63] Mollahosseini A, Hasani B, Mahoor MH. AffectNet: A Database for Facial Expression, Valence, and Arousal Computing in the Wild. *IEEE Transactions on Affective Computing*. 2017 Aug 21.
- [64] Chollet, François. "Keras." *KerasCN Documentation* (2017): 55.
- [65] Bottou L. Large-scale machine learning with stochastic gradient descent. In *Proceedings of COMPSTAT'2010 2010* (pp. 177-186). Physica-Verlag HD.
- [66] Qawaqneh Z, Mallouh AA, Barkana BD. Deep Convolutional Neural Network for Age Estimation based on VGG-Face Model. *arXiv preprint arXiv:1709.01664*. 2017 Sep 6.
- [67] Hassner T, Harel S, Paz E, Enbar R. Effective face frontalization in unconstrained images. In *Proceedings of the IEEE Conference on Computer Vision and Pattern Recognition 2015* (pp. 4295-4304).
- [68] Tapia JE, Perez CA. Gender classification based on fusion of different spatial scale features selected by mutual information from histogram of LBP, intensity, and shape. *IEEE transactions on information forensics and security*. 2013 Mar;8(3):488-99.
- [69] Shan C. Learning local binary patterns for gender classification on real-world face images. *Pattern recognition letters*. 2012 Mar 1;33(4):431-7.
- [70] Nian F, Li L, Li T, Xu C. Robust gender classification on unconstrained face images. In *Proceedings of the 7th International Conference on Internet Multimedia Computing and Service 2015 Aug 19* (p. 77). ACM.
- [71] Jia S, Lansdall-Welfare T, Cristianini N. Gender classification by deep learning on millions of weakly labelled images. In *Data Mining Workshops (ICDMW), 2016 IEEE 16th International Conference on 2016 Dec 12* (pp. 462-467). IEEE.
- [72] Afifi M, Abdelhamed A. AFIF4: Deep Gender Classification based on AdaBoost-based Fusion of Isolated Facial Features and Foggy Faces. *arXiv preprint arXiv:1706.04277*. 2017 Jun 13.
- [73] Yu Z, Zhang C. Image based static facial expression recognition with multiple deep network learning. In *Proceedings of the 2015 ACM on International Conference on Multimodal Interaction 2015 Nov 9* (pp. 435-442). ACM.
- [74] Rodriguez P, Cucurull G, González J, Gonfaus JM, Nasrollahi K, Moeslund TB, Roca FX. Deep pain: Exploiting long short-term memory networks for facial expression classification. *IEEE transactions on cybernetics*. 2017 Feb 9.
- [75] G. Zhao and M. Pietikainen. Dynamic texture recognition using local binary patterns with an application to facial expressions. *IEEE Trans. Pattern Anal. Mach. Intell.*, 29(6):915–928, June 2007.
- [76] A. Klser, M. Marszaek, and C. Schmid. A spatio-temporal descriptor based on 3d-gradients. In *BMVC08*, 2008.
- [77] M. Liu, S. Li, S. Shan, R. Wang, and X. Chen. Deeply learning deformable facial action parts model for dynamic expression analysis. In *Asian Conference on Computer Vision*, pages 143–157. Springer, 2014.
- [78] M. Liu, S. Shan, R. Wang, and X. Chen. Learning expressionlets on spatio-temporal manifold for dynamic facial expression recognition. In *Proceedings of the IEEE Conference on Computer Vision and Pattern Recognition*, pages 1749–1756, 2014.
- [79] Kim Y, Yoo B, Kwak Y, Choi C, Kim J. Deep generative-contrastive networks for facial expression recognition. *arXiv preprint arXiv:1703.07140*. 2017 Mar 21.